



THE TEXAS A&M
UNIVERSITY SYSTEM


Radiant Implementation

Dorothy Dockery, FBS Assistant Director
Texas A&M University

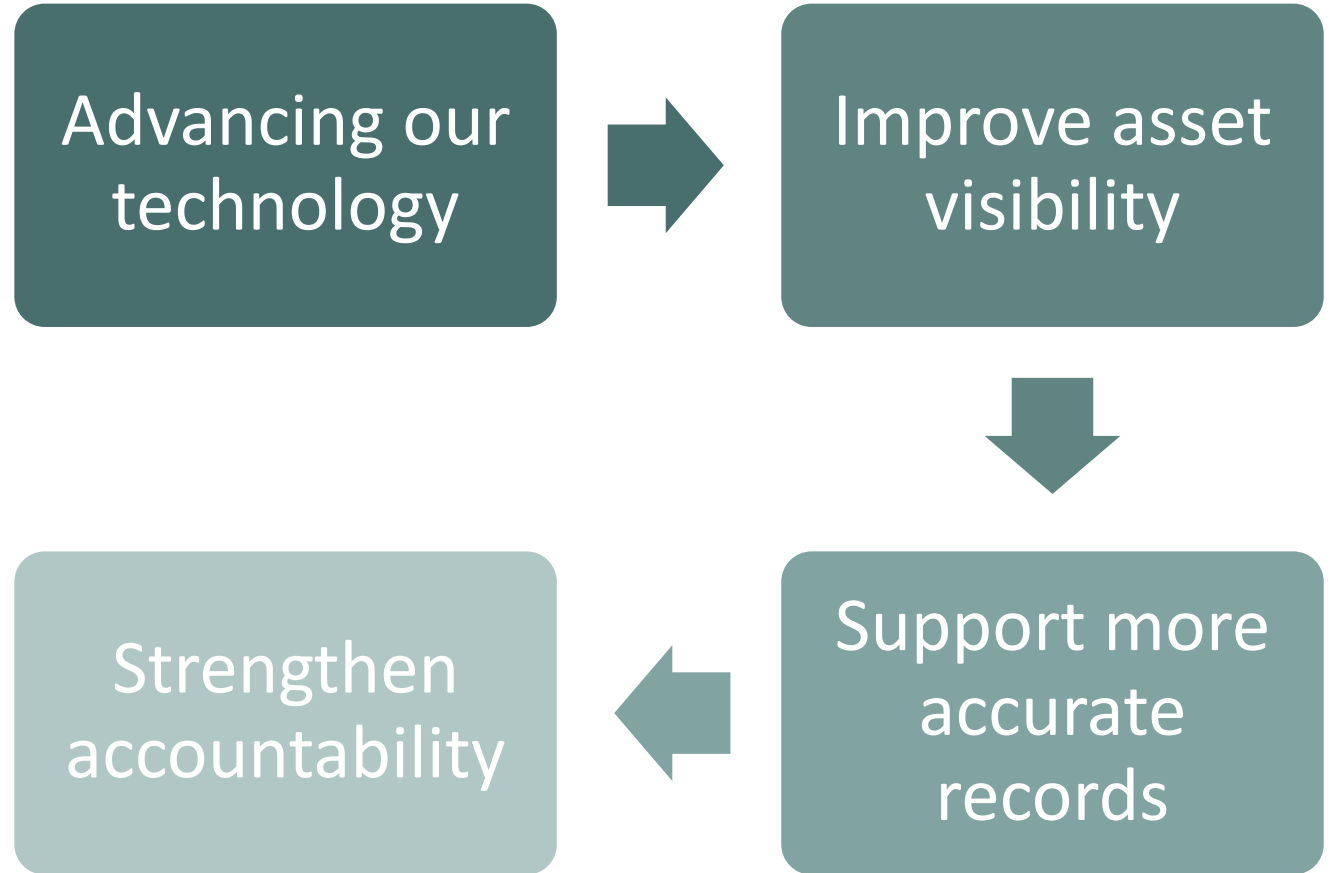


Presentation Overview

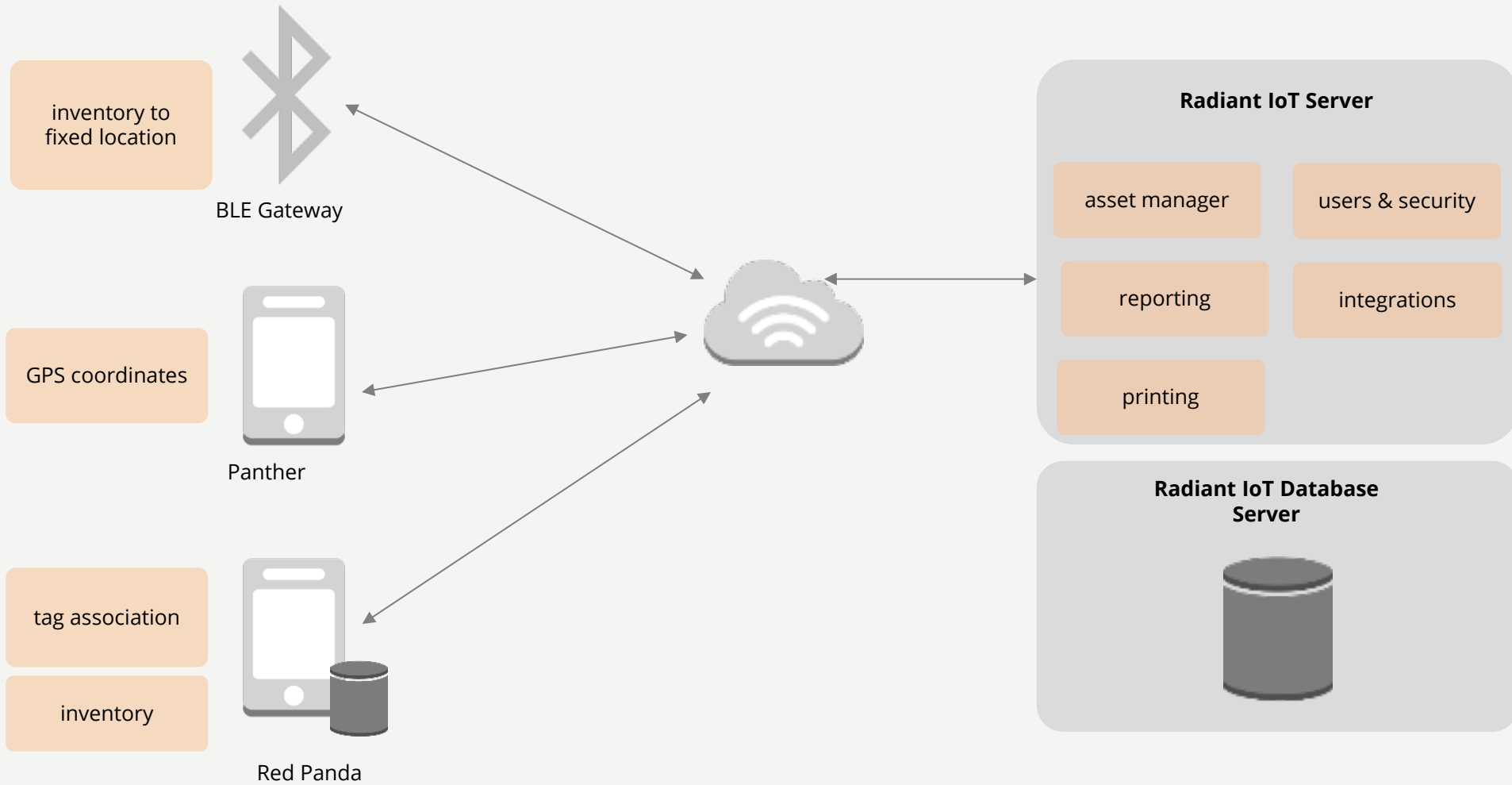
- Why we are updating the process
- Radiant Overview
- How physical retagging works
- Department feedback
- Lessons learned and next steps





Why We Updated the Process





Radiant Architecture



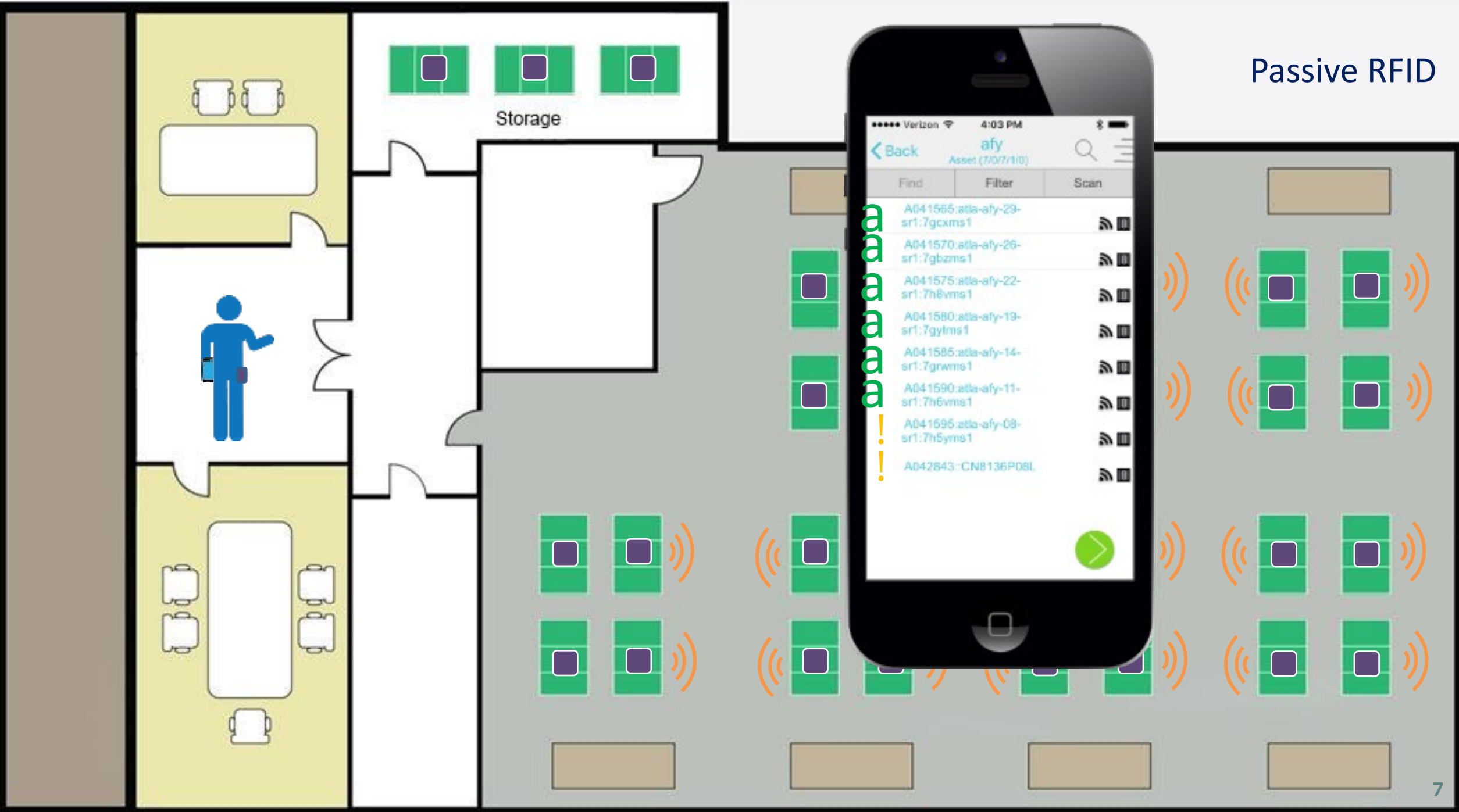
Equipment - RFID Tags

Picture	Product	Purpose	LxWxH (in)
	RADMEDIA-PLAT-P	On and off metal applications	2.30 x 0.75 x 0.04
	Data Track	Primarily IT equipment; can be adhered or attached by zip tie	1.50 x 0.51 x 0.16

Equipment - Readers

Product	Purpose	Picture
RFD40	Mobile asset creation, association, and inventory.	 A black handheld RFID reader with a trigger and a small display screen.
TC22 Android Phone	Dedicated equipment for use with TSL sled, attached by bracket.	 A black handheld device with a large color touchscreen display mounted on a bracket.

Passive RFID



Physical Retagging Process



Establish

Establish retagging plan



Communicate

Communicate plan with departments



Timeline

Provide timeline & training



Responsibilities

Clarify responsibilities

Retagging Plan

Phase 1 – Quick Pass

- Building by building
- Departments

Phase 2 – Exceptions

- Why couldn't it be tagged?
- Where was it?
- Keep logs!
- Logs will become exceptions lists for Physical Certification forms

How We Executed the Retagging

1. Prep & Communication

- Advanced dept. notices
- Informational meetings
- Radiant presentation

2. Asset Readiness

- Location-based tag printing
- Phase 1 filing system

3. Control & Tracking

- Exception logs created
- Ready for certification use

Department Feedback

- Communication is critical
- Share when retagging will occur
- Explain how the process will work
- Clarify who is responsible
- Placement and straightness drew the most feedback



Lessons Learned

- **Over-Communicate:** Always notify the Alternate APO, even if another contact is accompanying the tagger
- **Align Early:** Explicitly confirm all expectations with the department before physical tagging begins
- **Streamline Channels:** Use direct communication to eliminate middlemen and reduce confusion



