THE TEXAS A&M UNIVERSITY SYSTEM

FY 2019 Board Approved Operating Budget

by System Member

Instructions:

Click on a member below to go directly to their operating budget. The bookmark feature can also be used to navigate in the document.

Academics

- Prairie View A&M University
- Tarleton State University
- Texas A&M International University
- Texas A&M University
- Texas A&M University at Galveston
- Texas A&M University-Central Texas
- Texas A&M University-Commerce
- Texas A&M University-Corpus Christi
- Texas A&M University-Kingsville
- Texas A&M University-San Antonio
- Texas A&M University-Texarkana
- West Texas A&M University

Health Science Center

- Texas A&M Health Science Center

Agencies

- Texas A&M AgriLife Research
- Texas A&M AgriLife Extension Service
- Texas A&M Forest Service
- Texas A&M Veterinary Medical Diagnostic Laboratory
- Texas A&M Engineering Experiment Station
- Texas A&M Engineering Extension Service
- Texas A&M Transportation Institute

System Offices

- System Offices

PRAIRIE VIEW A&M

UNIVERSITY

A Member of the Texas A&M University System

Board Approved Operating Budgets

Fiscal Year Ending August 31, 2019

Table of Contents

Section	Title
1	Statement of Changes in Fund Balance
2	Functional and General Funds
3	Designated Funds
4	Designated Service Departments
5	Auxiliary Enterprises
6	Restricted Funds
7	Plant Funds
8	Transfers by Account
9	Allocations by Account
10	Index by Account Number
11	Index by Account Name
Appendix	Faculty Academic Workload Policy

Form: URGB01 (02/05/85)
Printed on a Xerox 9700 Laser Printing System at the Computing Services Center / Texas A&M University

Table of Contents

Section Title
-------- --

****
* *
* BLANK PAGE *
* *
****

Form: URGB01 (02/05/85)
Printed on a Xerox 9700 Laser Printing System at the Computing Services Center / Texas A&M University

Form: URGB01 (02/05/85)

Description	Current Funds: Functional and General	Current Funds: Designated	Current Funds: Auxiliary Enterprises	Current Funds: Restricted	Plant Funds	Total
Revenues						
State Approp - General Revenue	48,364,594					48,364,594
State Approp - Benefits Pd by St	10,472,025					10,472,025
Federal Appropriations				13,062,374		13,062,374
Tuition - State	16,590,321					16,590,321
Tuition - Designated		38,027,432				38,027,432
Discounts and Allowances-Tuition	7,523,234-	17,305,909-				24,829,143-
Fees	150,015	24,299,663	8,650,082			33,099,760
Discounts and Allowances-Fees	66,884-	11,013,437-	3,888,841-			14,969,162-
Exemptions	775,000	3,251,385	576,098			4,602,483
Contracts and Grants		862,207		14,349,860		15,212,067
Student Financial Assistance	76,354	91,182		33,360,812		33,528,348
Gifts				2,738,951		2,738,951
Sales and Services		87,742	23,743,437	461,101		24,292,280
Discounts and Allowances-Sales			5,201,695-			5,201,695-
Investment Income	251,527	4,990,213		2,943,486		8,185,226
Other Operating Income	1,373,281	12,100	292,619			1,678,000
Total Revenue	70,462,999	43,302,578	24,171,700	66,916,584		204,853,861
Expenses						
Salaries - Faculty	36,195,144	880,136		3,356,379		40,431,659
Salaries - Non-Faculty	27,220,751	9,168,586	7,223,852	8,860,613		52,473,802
Wages	650,166	1,585,579	208,273	2,564,105		5,008,123
Benefits	17,128,997	2,704,705	2,071,667	3,416,187		25,321,556
Utilities		4,333,059	1,311,559	572,884		6,217,502
Scholarships	7,929,978	14,411,622	4,145,031	38,226,742		64,713,373
Scholarship Discounts	7,308,443-	8,079,830-	2,045,963-	27,565,764-		45,000,000-
Operations and Maintenance	6,899,129	26,521,637	21,518,541	7,319,674		62,258,981
Equipment (Capitalized)	1,800,724	195,619	280,800	2,600,000		4,877,143
Total Expense(Less Service Depts)	90,516,446	51,721,113	34,713,760	39,350,820		216,302,139
Net Service Departments						
Total Expense	90,516,446	51,721,113	34,713,760	39,350,820		216,302,139
Transfers						
Retirement of Indebtedness	6,669,381-	1,899,178-	5,439,137-			14,007,696-
Other Transfers	23,856,453	12,097,276	17,069,035	27,565,764-		25,457,000
Total Transfers	17,187,072	10,198,098	11,629,898	27,565,764-		11,449,304
Net Change in Fund Balance	2,866,375-	1,779,563	1,087,838			1,026

Printed on a Xerox 9700 Laser Printing System at the Computing Services Center / Texas A&M University

Form: URGB01 (02/05/85)

Description	Current Funds: Functional and General	Current Funds: Designated	Current Funds: Auxiliary Enterprises	Current Funds: Restricted	Plant Funds	Total

****
* *
* BLANK PAGE *
* *
****

Printed on a Xerox 9700 Laser Printing System at the Computing Services Center / Texas A&M University

Form: URGB01 (02/05/85)

Account	Description	Beginning Balance	Revenues	Net Allocations	Expenditures	Increase (Decrease)	Ending Balance
100003	AFR E&G REVENUE S/L ACCOUNT						
	Revenue						
	Discounts and Allow		7,523,234-				
	Discounts and Allow		66,884-				
	Account Total	0	7,590,118-	7,590,118	0	0	0
101100	TUITION-NON RESIDENT-FALL						
	Revenue						
	Tuition - State		2,123,277				
	Account Total	0	2,123,277	2,123,277-	0	0	0
101101	TUITION-NON RESIDENT-SPRING						
	Revenue						
	Tuition - State		1,986,339				
	Account Total	0	1,986,339	1,986,339-	0	0	0
101102	TUITION-NON RESIDENT-SUMMER						
	Revenue						
	Tuition - State		370,378				
	Account Total	0	370,378	370,378-	0	0	0
101109	3 - PEAT						
	Revenue						
	Tuition - State		263,948				
	Account Total	0	263,948	263,948-	0	0	0
101200	TUITION-RESIDENT_FALL						
	Revenue						
	Tuition - State		5,581,154				
	Account Total	0	5,581,154	5,581,154-	0	0	0
101201	TUITION-RESIDENT-SPRING						
	Revenue						
	Tuition - State		5,269,983				
	Account Total	0	5,269,983	5,269,983-	0	0	0
101202	TUITION-RESIDENT-SUMMER						
	Revenue						
	Tuition - State		995,242				
	Account Total	0	995,242	995,242-	0	0	0
101900	TUITION EXEMPTIONS						
	Revenue						
	Exemptions		775,000				
	Account Total	0	775,000	775,000-	0	0	0

Printed on a Xerox 9700 Laser Printing System at the Computing Services Center / Texas A&M University

Form: URGB01 (02/05/85)

Account	Description	Beginning Balance	Revenues	Net Allocations	Expenditures	Increase (Decrease)	Ending Balance
102100	STATE APPROPRIATIONS						
	Revenue						
	State Approp - Gene		35,206,927				
	Account Total	0	35,206,927	35,206,927-	0	0	0
102104	BENEFITS PAID BY THE STATE						
	Revenue						
	State Approp - Bene		4,885,097				
	Account Total	0	4,885,097	4,885,097-	0	0	0
102105	GIP						
	Revenue						
	State Approp - Bene		5,586,928				
	Account Total	0	5,586,928	5,586,928-	0	0	0
102106	COMPREHENSIVE RESEARCH FUNDS						
	Revenue						
	State Approp - Gene		657,667				
	Account Total	0	657,667	657,667-	0	0	0
102201	CENTER FOR JUVENILE JUSTICE						
	Revenue						
	Other Operating Inc		1,361,281				
	Account Total	0	1,361,281	1,361,281-	0	0	0
102203	ADI-ACADEMIC DEVELOPMENT INITIATIVE						
	Revenue						
	State Approp - Gene		12,500,000				
	Account Total	0	12,500,000	12,500,000-	0	0	0
102206	TEXAS COLLEGE WORK STUDY						
	Revenue						
	Student Financial A		76,354				
	Account Total	0	76,354	76,354-	0	0	0
102207	LICENSE PLATES						
	Revenue						
	Other Operating Inc		12,000				
	Account Total	0	12,000	12,000-	0	0	0
103610	INTEREST ON TIME DEPOSITS						
	Revenue						
	Investment Income		251,527				
	Account Total	0	251,527	251,527-	0	0	0
103720	LAB FEE INCOME						
	Revenue						
	Fees		150,015				
	Account Total	0	150,015	150,015-	0	0	0

Printed on a Xerox 9700 Laser Printing System at the Computing Services Center / Texas A&M University

Form: URGB01 (02/05/85)

Account	Description	Beginning Balance	Revenues	Net Allocations	Expenditures	Increase (Decrease)	Ending Balance
110003	AFR E&G TUITION DISCOUNTING						
	Expense						
	Scholarship Discounts				7,308,443-		
	Account Total	0	0	7,308,443-	7,308,443-	0	0
110100	PRESIDENT'S OFFICE						
	Expense						
	Salaries - Non-Faculty				246,846		
	Wages				13,200		
	Account Total	0	0	260,046	260,046	0	0
110101-10500	PROVOST						
	Expense						
	Salaries - Faculty				133,783		
	Account Total	0	0	133,783	133,783	0	0
110140	INSTITUTIONAL ACCREDITATION						
	Expense						
	Salaries - Non-Faculty				97,500		
	Account Total	0	0	97,500	97,500	0	0
110150	VP-ADMINISTRATION						
	Expense						
	Salaries - Non-Faculty				392,834		
	Account Total	0	0	392,834	392,834	0	0
110151	COMPLIANCE ADLOC						
	Expense						
	Salaries - Non-Faculty				305,107		
	Wages				13,739		
	Account Total	0	0	318,846	318,846	0	0
110210	STATE-BUSINESS SERVICES						
	Expense						
	Salaries - Non-Faculty				120,000		
	Account Total	0	0	120,000	120,000	0	0
110211	INFORMATION RESOURCE						
	Expense						
	Salaries - Non-Faculty				288,678		
	Account Total	0	0	288,678	288,678	0	0
110220	FINANCE ADMINISTRATION						
	Expense						
	Salaries - Non-Faculty				856,018		
	Wages				2,504		
	Account Total	0	0	858,522	858,522	0	0

Printed on a Xerox 9700 Laser Printing System at the Computing Services Center / Texas A&M University

Form: URGB01 (02/05/85)

Account	Description	Beginning Balance	Revenues	Net Allocations	Expenditures	Increase (Decrease)	Ending Balance
110230	PROCUREMENT & DISBURSEMENT SERV.						
	Expense						
	Salaries - Non-Faculty				578,649		
	Account Total	0	0	578,649	578,649	0	0
110300-00000	STATE VP - BUSINESS AFFAIRS						
	Expense						
	Salaries - Non-Faculty				544,894		
	Account Total	0	0	544,894	544,894	0	0
110309	CAMPUS MASTER PLANNING & SPACE MGMT						
	Expense						
	Salaries - Non-Faculty				107,285		
	Account Total	0	0	107,285	107,285	0	0
110310	HUMAN RESOURCE						
	Expense						
	Salaries - Non-Faculty				499,636		
	Account Total	0	0	499,636	499,636	0	0
110400-00000	V.P. INSTITUTIONAL REL & P.S.						
	Expense						
	Salaries - Non-Faculty				569,307		
	Wages				16,012		
	Account Total	0	0	585,319	585,319	0	0
110403	OFFICE OF INTERNATIONAL AFFAIRS						
	Expense						
	Salaries - Non-Faculty				115,284		
	Operations and Maintenance				59,716		
	Account Total	0	0	175,000	175,000	0	0
110500	VP - ACADEMIC AFFAIRS						
	Expense						
	Salaries - Non-Faculty				642,212		
	Account Total	0	0	642,212	642,212	0	0
110501-00000	CRI FACULTY						
	Expense						
	Salaries - Faculty				900,000		
	Account Total	0	0	900,000	900,000	0	0
110501-12100	CRI-COLLEGE OF ARTS AND SCIENCE						
	Expense						
	Salaries - Faculty				58,667		
	Account Total	0	0	58,667	58,667	0	0

Printed on a Xerox 9700 Laser Printing System at the Computing Services Center / Texas A&M University

Form: URGB01 (02/05/85)

Account	Description	Beginning Balance	Revenues	Net Allocations	Expenditures	Increase (Decrease)	Ending Balance
110501-12330	CRI-BONNER,MARBLEY,MOBLEY MACH3						
	Expense						
	Salaries - Faculty				156,313		
	Account Total	0	0	156,313	156,313	0	0
110502	QUALITY ENHANCEMENT PLAN-STATE FUN						
	Expense						
	Salaries - Non-Faculty				77,584		
	Account Total	0	0	77,584	77,584	0	0
110504	COMPASS						
	Expense						
	Salaries - Non-Faculty				125,848		
	Account Total	0	0	125,848	125,848	0	0
110508	ACADEMIC TECHNOLOGY						
	Expense						
	Salaries - Non-Faculty				196,558		
	Account Total	0	0	196,558	196,558	0	0
110514	AVP-ACADEMIC FINANCIAL AFFAIRS						
	Expense						
	Salaries - Non-Faculty				219,663		
	Account Total	0	0	219,663	219,663	0	0
110515	ACADEMIC RESEARCH ACCOUNT						
	Expense						
	Salaries - Faculty				90,508		
	Account Total	0	0	90,508	90,508	0	0
110600-00000	OFFICE FOR STUDENT AFFAIRS						
	Expense						
	Salaries - Non-Faculty				176,133		
	Account Total	0	0	176,133	176,133	0	0
110606	ENROLLMNT/RECRUIT MANAGEMENT CENTER						
	Expense						
	Salaries - Non-Faculty				58,996		
	Wages				5,000		
	Account Total	0	0	63,996	63,996	0	0
110610-00000	CAREER EDUCATION & PLACEMENT						
	Expense						
	Salaries - Non-Faculty				200,324		
	Account Total	0	0	200,324	200,324	0	0

Printed on a Xerox 9700 Laser Printing System at the Computing Services Center / Texas A&M University

Form: URGB01 (02/05/85)

Account	Description	Beginning Balance	Revenues	Net Allocations	Expenditures	Increase (Decrease)	Ending Balance
110615	STUDENT FINANCIAL AID						
	Expense						
	Salaries - Non-Faculty				307,876		
	Account Total	0	0	307,876	307,876	0	0
110616	UNDERGRAD. FIN. AID ADVISEMENT						
	Expense						
	Salaries - Non-Faculty				159,800		
	Account Total	0	0	159,800	159,800	0	0
110701	KPVU						
	Expense						
	Salaries - Non-Faculty				185,866		
	Account Total	0	0	185,866	185,866	0	0
110800	RESEARCH ADMINISTRATION						
	Expense						
	Salaries - Non-Faculty				329,809		
	Account Total	0	0	329,809	329,809	0	0
111716	BENEFITS PAID BY STATE INSTRUCTION						
	Expense						
	Benefits				3,176,693		
	Account Total	0	0	3,176,693	3,176,693	0	0
111717	BENEFITS PAID BY STATE RESEARCH						
	Expense						
	Benefits				293,595		
	Account Total	0	0	293,595	293,595	0	0
111718	BENEFITS PAID BY STATE PUBLIC SERV.						
	Expense						
	Benefits				165,399		
	Account Total	0	0	165,399	165,399	0	0
111719	BENEFITS PAID BY STATE ACAD. SUPP						
	Expense						
	Benefits				373,092		
	Account Total	0	0	373,092	373,092	0	0
111720	BENEFITS PAID BY STATE STUD. SERV.						
	Expense						
	Benefits				235,898		
	Account Total	0	0	235,898	235,898	0	0
111721	BENEFITS PAID BY STATE INST. SUPP.						
	Expense						
	Benefits				546,785		
	Account Total	0	0	546,785	546,785	0	0

Printed on a Xerox 9700 Laser Printing System at the Computing Services Center / Texas A&M University

Form: URGB01 (02/05/85)

Account	Description	Beginning Balance	Revenues	Net Allocations	Expenditures	Increase (Decrease)	Ending Balance
111722	BENEFITS PAID BY STATE PLANT						
	Expense						
	Benefits				92,604		
	Account Total	0	0	92,604	92,604	0	0
111723	BENEFITS PAID BY STATE SCH. FELL.						
	Expense						
	Benefits				1,031		
	Account Total	0	0	1,031	1,031	0	0
111781-00010	STATE-BUDGET RESERVE INSTRUCTION						
	Expense						
	Salaries - Faculty				1,000,389		
	Salaries - Non-Faculty				60,547		
	Operations and Maintenance				200,000		
	Equipment (Capitalized)				666,807		
	Account Total	0	0	1,927,743	1,927,743	0	0
111781-00015	STATE-BUDGET RESERVE RESEARCH						
	Expense						
	Salaries - Faculty				15,615		
	Operations and Maintenance				22,092		
	Account Total	0	0	37,707	37,707	0	0
111781-00020	STATE-BUDGET RESERVE PUBLIC SERVICE						
	Expense						
	Salaries - Faculty				3,326		
	Salaries - Non-Faculty				9,415		
	Account Total	0	0	12,741	12,741	0	0
111781-00025	STATE-BUDGET RESERVE ACADEMIC SUPPO						
	Expense						
	Salaries - Faculty				18,561		
	Salaries - Non-Faculty				45,993		
	Account Total	0	0	64,554	64,554	0	0
111781-00030	STATE-BUDGET RESERVE STUDENT SERVIC						
	Expense						
	Salaries - Non-Faculty				29,745		
	Account Total	0	0	29,745	29,745	0	0
111781-00035	STATE-BUDGET RESERVE INSTITUTIONAL						
	Expense						
	Salaries - Faculty				1,810		
	Salaries - Non-Faculty				158,368		
	Account Total	0	0	160,178	160,178	0	0

Printed on a Xerox 9700 Laser Printing System at the Computing Services Center / Texas A&M University

Form: URGB01 (02/05/85)

Account	Description	Beginning Balance	Revenues	Net Allocations	Expenditures	Increase (Decrease)	Ending Balance
111781-00040	STATE-BUDGET RESERVE OPERATION & MA						
	Expense						
	Salaries - Non-Faculty				13,595		
	Account Total	0	0	13,595	13,595	0	0
111786-10000	PROVOST SALARY SAVING - FACULTY						
	Expense						
	Salaries - Faculty				678,113		
	Account Total	0	0	678,113	678,113	0	0
111786-20000	PROVOST SALARY SAVING - STAFF						
	Expense						
	Salaries - Non-Faculty				125,698		
	Account Total	0	0	125,698	125,698	0	0
111800	E&G BEN SUB TO APS011 ACAD SUPP						
	Expense						
	Benefits				776,042		
	Account Total	0	0	776,042	776,042	0	0
111801	E&G BEN SUB TO APS011 INST SUPP						
	Expense						
	Benefits				1,614,422		
	Account Total	0	0	1,614,422	1,614,422	0	0
111802	E&G BEN SUB TO APS011 INSTRUCTION						
	Expense						
	Benefits				4,803,005		
	Account Total	0	0	4,803,005	4,803,005	0	0
111803	E&G BEN SUB TO APS011 OPER & MAINT						
	Expense						
	Benefits				223,262		
	Account Total	0	0	223,262	223,262	0	0
111804	E&G BEN SUB TO APS011 PUBLIC SERV						
	Expense						
	Benefits				327,873		
	Account Total	0	0	327,873	327,873	0	0
111805	E&G BEN SUB TO APS011 RESEARCH						
	Expense						
	Benefits				631,242		
	Account Total	0	0	631,242	631,242	0	0
111806	E&G BEN SUB TO APS011 STUD SVC						
	Expense						
	Benefits				557,617		
	Account Total	0	0	557,617	557,617	0	0

Printed on a Xerox 9700 Laser Printing System at the Computing Services Center / Texas A&M University

Form: URGB01 (02/05/85)

Account	Description	Beginning Balance	Revenues	Net Allocations	Expenditures	Increase (Decrease)	Ending Balance
111900	LUMP SUM - ACADEMIC SUPPORT						
	Expense						
	Wages				21,428		
	Account Total	0	0	21,428	21,428	0	0
111901	LUMP SUM - INSTITUTIONAL SUPPORT						
	Expense						
	Wages				21,428		
	Account Total	0	0	21,428	21,428	0	0
111902	LUMP SUM - INSTRUCTION						
	Expense						
	Wages				21,428		
	Account Total	0	0	21,428	21,428	0	0
111903	LUMP SUM - OPERATION & MAINTENENCE						
	Expense						
	Wages				21,429		
	Account Total	0	0	21,429	21,429	0	0
111904	LUMP SUM - PUBLIC SERVICE						
	Expense						
	Wages				21,429		
	Account Total	0	0	21,429	21,429	0	0
111905	LUMP SUM - RESEARCH						
	Expense						
	Wages				21,429		
	Account Total	0	0	21,429	21,429	0	0
111906	LUMP SUM - STUDENT SERVICES						
	Expense						
	Wages				21,429		
	Account Total	0	0	21,429	21,429	0	0
111910	E&G BEN. NOT APS011 ACADEMIC SUP.						
	Expense						
	Salaries - Non-Faculty				58,393		
	Benefits				22,445		
	Account Total	0	0	80,838	80,838	0	0
111911	E&G BEN. NOT APS011 INST. SUPPORT						
	Expense						
	Salaries - Non-Faculty				140,421		
	Benefits				143,234		
	Account Total	0	0	283,655	283,655	0	0

Printed on a Xerox 9700 Laser Printing System at the Computing Services Center / Texas A&M University

Form: URGB01 (02/05/85)

Account	Description	Beginning Balance	Revenues	Net Allocations	Expenditures	Increase (Decrease)	Ending Balance
111912	E&G BEN. NOT APS011 INSTURCTION						
	Expense						
	Salaries - Non-Faculty				70,340		
	Benefits				113,148		
	Account Total	0	0	183,488	183,488	0	0
111913	E&G BEN. NOT APS011 OPER AND MAIN						
	Expense						
	Salaries - Non-Faculty				112,899		
	Benefits				21,716		
	Account Total	0	0	134,615	134,615	0	0
111914	E&G BEN. NOT APS011 PUBLIC SVC.						
	Expense						
	Salaries - Non-Faculty				56,677		
	Benefits				2,345		
	Account Total	0	0	59,022	59,022	0	0
111915	E&G BEN. NOT APS011 RESEARCH						
	Expense						
	Salaries - Non-Faculty				68,307		
	Benefits				7,678		
	Account Total	0	0	75,985	75,985	0	0
111916	E&G BEN. NOT APS011 STUDENT SVCS						
	Expense						
	Salaries - Non-Faculty				60,307		
	Benefits				12,068		
	Account Total	0	0	72,375	72,375	0	0
112000	COLLEGE OF ARTS SCIENCE-GRAD. INCRE						
	Expense						
	Salaries - Non-Faculty				5,000		
	Operations and Maintenance				4,140		
	Account Total	0	0	9,140	9,140	0	0
112020	COLLEGE OF ENGINEERING-GRAD INCRE						
	Expense						
	Salaries - Non-Faculty				31,586		
	Wages				58,462		
	Operations and Maintenance				30,510		
	Account Total	0	0	120,558	120,558	0	0
112030	COLLEGE OF EDUCATION-GRAD INCRE						
	Expense						
	Salaries - Faculty				240,385		
	Wages				17,297		
	Operations and Maintenance				15,000		
	Account Total	0	0	272,682	272,682	0	0

Printed on a Xerox 9700 Laser Printing System at the Computing Services Center / Texas A&M University

Form: URGB01 (02/05/85)

Account	Description	Beginning Balance	Revenues	Net Allocations	Expenditures	Increase (Decrease)	Ending Balance
112040	COLLEGE OF BUSINESS -GRAD. INCREMEN						
	Expense						
	Salaries - Non-Faculty				102,807		
	Wages				8,897		
	Operations and Maintenance				13,648		
	Account Total	0	0	125,352	125,352	0	0
112050	COLLEGE OF ACHITECTURE-GRAD INCRE						
	Expense						
	Salaries - Non-Faculty				42,204		
	Account Total	0	0	42,204	42,204	0	0
112060	COLLEGE OF NURSING-GRAD INCRE						
	Expense						
	Salaries - Faculty				69,209		
	Salaries - Non-Faculty				11,494		
	Operations and Maintenance				6,111		
	Account Total	0	0	86,814	86,814	0	0
112070	CAHS GRADUATE INCREMENTAL						
	Expense						
	Salaries - Non-Faculty				37,010		
	Operations and Maintenance				10,510		
	Account Total	0	0	47,520	47,520	0	0
112090	SCHOOL OF JUVENILE JUS-GRAD INCRE						
	Expense						
	Salaries - Faculty				23,502		
	Wages				14,234		
	Operations and Maintenance				2,100		
	Account Total	0	0	39,836	39,836	0	0
112100-00000	COLLEGE OF ARTS & SCIENCES						
	Expense						
	Salaries - Faculty				98,226		
	Salaries - Non-Faculty				160,665		
	Account Total	0	0	258,891	258,891	0	0
112110	DEPT. OF MUSIC & THEATRE						
	Expense						
	Salaries - Faculty				356,903		
	Salaries - Non-Faculty				34,980		
	Account Total	0	0	391,883	391,883	0	0
112115-00000	DEPT. OF BIOLOGY						
	Expense						
	Salaries - Faculty				649,810		
	Salaries - Non-Faculty				31,571		
	Account Total	0	0	681,381	681,381	0	0

Printed on a Xerox 9700 Laser Printing System at the Computing Services Center / Texas A&M University

Form: URGB01 (02/05/85)

Account	Description	Beginning Balance	Revenues	Net Allocations	Expenditures	Increase (Decrease)	Ending Balance
112120-00000	DEPT. OF CHEMISTRY						
	Expense						
	Salaries - Faculty				719,889		
	Salaries - Non-Faculty				91,474		
	Account Total	0	0	811,363	811,363	0	0
112123-00000	LANGUAGES & COMMUNICATION						
	Expense						
	Salaries - Faculty				620,620		
	Salaries - Non-Faculty				30,005		
	Account Total	0	0	650,625	650,625	0	0
112135-00000	DEPARTMENT OF MATHEMATICS						
	Expense						
	Salaries - Faculty				812,062		
	Salaries - Non-Faculty				38,753		
	Account Total	0	0	850,815	850,815	0	0
112140-00000	DEPARTMENT OF PHYSICS						
	Expense						
	Salaries - Faculty				446,934		
	Salaries - Non-Faculty				61,406		
	Account Total	0	0	508,340	508,340	0	0
112143-00000	DIV. OF SOCIAL WORK, BEHAV.						
	Expense						
	Salaries - Faculty				1,145,433		
	Salaries - Non-Faculty				71,329		
	Account Total	0	0	1,216,762	1,216,762	0	0
112146-00000	SOCIAL WORK PROGRAM						
	Expense						
	Salaries - Faculty				296,587		
	Salaries - Non-Faculty				27,015		
	Account Total	0	0	323,602	323,602	0	0
112160	ARMY-ROTC						
	Expense						
	Salaries - Non-Faculty				34,597		
	Account Total	0	0	34,597	34,597	0	0
112165	NAVY-ROTC						
	Expense						
	Salaries - Non-Faculty				31,058		
	Account Total	0	0	31,058	31,058	0	0

Printed on a Xerox 9700 Laser Printing System at the Computing Services Center / Texas A&M University

Form: URGB01 (02/05/85)

Account	Description	Beginning Balance	Revenues	Net Allocations	Expenditures	Increase (Decrease)	Ending Balance
112200-00000	COLLEGE OF ENGINEERING						
	Expense						
	Salaries - Non-Faculty				622,591		
	Account Total	0	0	622,591	622,591	0	0
112215-00000	DEPT. OF CHEMICAL ENGINEERING						
	Expense						
	Salaries - Faculty				569,130		
	Salaries - Non-Faculty				96,707		
	Account Total	0	0	665,837	665,837	0	0
112220-00000	DEPT OF CIVIL & ENVIRONMENTAL ENGR						
	Expense						
	Salaries - Faculty				514,195		
	Salaries - Non-Faculty				35,538		
	Wages				1,866		
	Account Total	0	0	551,599	551,599	0	0
112225-00000	DEPT. OF ELEC. ENGINEERING						
	Expense						
	Salaries - Faculty				814,610		
	Wages				573		
	Account Total	0	0	815,183	815,183	0	0
112235-00000	DEPT. OF MECH. ENGINEERING						
	Expense						
	Salaries - Faculty				909,343		
	Salaries - Non-Faculty				67,684		
	Account Total	0	0	977,027	977,027	0	0
112240-00000	DEPT. OF ENGR. TECHNOLOGY						
	Expense						
	Salaries - Faculty				512,893		
	Salaries - Non-Faculty				54,913		
	Account Total	0	0	567,806	567,806	0	0
112250-00000	DEPT. OF COMPUTER SCIENCE						
	Expense						
	Salaries - Faculty				755,068		
	Salaries - Non-Faculty				57,136		
	Wages				240		
	Account Total	0	0	812,444	812,444	0	0
112300-00000	COLLEGE OF EDUCATION						
	Expense						
	Salaries - Faculty				127,720		
	Salaries - Non-Faculty				51,885		
	Account Total	0	0	179,605	179,605	0	0

Printed on a Xerox 9700 Laser Printing System at the Computing Services Center / Texas A&M University

Form: URGB01 (02/05/85)

Account	Description	Beginning Balance	Revenues	Net Allocations	Expenditures	Increase (Decrease)	Ending Balance
112325-00000	HEALTH AND HUMAN PERFORMANCE						
	Expense						
	Salaries - Faculty				745,955		
	Salaries - Non-Faculty				31,696		
	Account Total	0	0	777,651	777,651	0	0
112330-00000	EDUCATIONAL LEADERSHIP & COUNSELING						
	Expense						
	Salaries - Faculty				461,464		
	Salaries - Non-Faculty				77,405		
	Account Total	0	0	538,869	538,869	0	0
112335	STUDENT TEACHING & FIELD EXPERIENCE						
	Expense						
	Salaries - Faculty				45,000		
	Account Total	0	0	45,000	45,000	0	0
112340	TEACHER CERTIFICATION						
	Expense						
	Salaries - Non-Faculty				57,000		
	Account Total	0	0	57,000	57,000	0	0
112400-00000	COLLEGE OF BUSINESS DEAN'S OFFICE						
	Expense						
	Salaries - Faculty				183,907		
	Salaries - Non-Faculty				35,665		
	Account Total	0	0	219,572	219,572	0	0
112405-00000	ACCOUNTING, FINANCE, & MIS						
	Expense						
	Salaries - Faculty				1,157,950		
	Salaries - Non-Faculty				37,273		
	Account Total	0	0	1,195,223	1,195,223	0	0
112440-00000	DEPARTMENT OF MANAGEMENT & MKTNG						
	Expense						
	Salaries - Faculty				982,163		
	Salaries - Non-Faculty				35,392		
	Account Total	0	0	1,017,555	1,017,555	0	0
112500	NW CAMPUS - ACADEMIC SUPPORT						
	Expense						
	Salaries - Faculty				32,971		
	Salaries - Non-Faculty				361,634		
	Account Total	0	0	394,605	394,605	0	0

Printed on a Xerox 9700 Laser Printing System at the Computing Services Center / Texas A&M University

Form: URGB01 (02/05/85)

Account	Description	Beginning Balance	Revenues	Net Allocations	Expenditures	Increase (Decrease)	Ending Balance
112501-12620	NW/COLLEGE OF NURSING						
	Expense						
	Salaries - Faculty				88,733		
	Account Total	0	0	88,733	88,733	0	0
112600	COLLEGE OF NURSING						
	Expense						
	Salaries - Non-Faculty				347,020		
	Account Total	0	0	347,020	347,020	0	0
112620-00000	DEPARTMENT OF NURSING						
	Expense						
	Salaries - Faculty				1,022,905		
	Salaries - Non-Faculty				414,029		
	Account Total	0	0	1,436,934	1,436,934	0	0
112650-00000	SUMMER SCHOOL SALARIES						
	Expense						
	Salaries - Faculty				881,314		
	Account Total	0	0	881,314	881,314	0	0
112665	UNALLOCATED LAB						
	Expense						
	Operations and Maintenance				150,015		
	Account Total	0	0	150,015	150,015	0	0
112666	CNTR FOR TEACHING EXCL & DIST LEARN						
	Expense						
	Salaries - Faculty				109,071		
	Salaries - Non-Faculty				69,411		
	Account Total	0	0	178,482	178,482	0	0
112700-00000	COLLEGE OF AGR & HUMAN SCIENCE						
	Expense						
	Salaries - Non-Faculty				152,508		
	Account Total	0	0	152,508	152,508	0	0
112715-00000	DEPT- AG. NUTRITION & HUMAN ECOLOGY						
	Expense						
	Salaries - Faculty				1,048,710		
	Account Total	0	0	1,048,710	1,048,710	0	0
112805	DEVELOPMENTAL EDUCATION INSTRUCTION						
	Expense						
	Salaries - Faculty				168,301		
	Account Total	0	0	168,301	168,301	0	0

Printed on a Xerox 9700 Laser Printing System at the Computing Services Center / Texas A&M University

Form: URGB01 (02/05/85)

Account	Description	Beginning Balance	Revenues	Net Allocations	Expenditures	Increase (Decrease)	Ending Balance
112810	DEVELOPMETAL EDUCATION - WRITING						
	Expense						
	Salaries - Faculty				64,279		
	Account Total	0	0	64,279	64,279	0	0
112815	DEV/ED INSTRUCTION - MATH						
	Expense						
	Salaries - Faculty				274,438		
	Salaries - Non-Faculty				207		
	Account Total	0	0	274,645	274,645	0	0
112900	THE SCHOOL OF ARCHITECTURE						
	Expense						
	Salaries - Non-Faculty				266,970		
	Account Total	0	0	266,970	266,970	0	0
112903	ARCHITECTURE PROGRAM						
	Expense						
	Salaries - Faculty				737,318		
	Salaries - Non-Faculty				46,920		
	Account Total	0	0	784,238	784,238	0	0
112905	THE ART PROGRAM						
	Expense						
	Salaries - Faculty				276,273		
	Account Total	0	0	276,273	276,273	0	0
112907	BS CONSTRUCTION SCIENCE						
	Expense						
	Salaries - Non-Faculty				100,016		
	Account Total	0	0	100,016	100,016	0	0
112908	ARCHITECTURE PRINTING & PLOTTING						
	Expense						
	Operations and Maintenance				22,213		
	Account Total	0	0	22,213	22,213	0	0
112952	SCHOOL OF JUVENILE JUSTICE AND PSYC						
	Expense						
	Salaries - Faculty				154,912		
	Salaries - Non-Faculty				328,836		
	Account Total	0	0	483,748	483,748	0	0
112953	DEPT. OF JUVENILE JUSTICE STUDIES						
	Expense						
	Salaries - Faculty				324,124		
	Salaries - Non-Faculty				40,800		
	Account Total	0	0	364,924	364,924	0	0

Printed on a Xerox 9700 Laser Printing System at the Computing Services Center / Texas A&M University

Form: URGB01 (02/05/85)

Account	Description	Beginning Balance	Revenues	Net Allocations	Expenditures	Increase (Decrease)	Ending Balance
112954	DEPARTMENT OF PSYCHOLOGY						
	Expense						
	Salaries - Faculty				122,400		
	Salaries - Non-Faculty				14,558		
	Account Total	0	0	136,958	136,958	0	0
112955-00000	PSYCHOLOGY UNDERGRAD						
	Expense						
	Salaries - Faculty				156,435		
	Account Total	0	0	156,435	156,435	0	0
112958	JUVENILE CRIME PREV. CENTER						
	Expense						
	Salaries - Faculty				10,016		
	Salaries - Non-Faculty				83,736		
	Wages				2,500		
	Account Total	0	0	96,252	96,252	0	0
112960	CLINICAL ADOLESCENT PSYCHOLOGY						
	Expense						
	Salaries - Faculty				389,653		
	Salaries - Non-Faculty				33,579		
	Account Total	0	0	423,232	423,232	0	0
115217-00001	SPITEMS CARC ADMINISTRATION FY 2019						
	Expense						
	Salaries - Non-Faculty				339,807		
	Account Total	0	0	339,807	339,807	0	0
115217-00101	SPITEMS CARC MKTG COMM PLAN & IT						
	Expense						
	Salaries - Non-Faculty				29,741		
	Account Total	0	0	29,741	29,741	0	0
115217-00201	SPITEMS CARC ANIMAL RESEARCH FY2019						
	Expense						
	Salaries - Non-Faculty				178,768		
	Account Total	0	0	178,768	178,768	0	0
115217-00301	SPITEMS CARC INT'L GOAT RES. FY2019						
	Expense						
	Salaries - Non-Faculty				63,074		
	Account Total	0	0	63,074	63,074	0	0
115217-00401	SPITEMS CARC POULTRY CENTER FY 2019						
	Expense						
	Salaries - Non-Faculty				23,045		
	Account Total	0	0	23,045	23,045	0	0

Printed on a Xerox 9700 Laser Printing System at the Computing Services Center / Texas A&M University

Form: URGB01 (02/05/85)

Account	Description	Beginning Balance	Revenues	Net Allocations	Expenditures	Increase (Decrease)	Ending Balance
115217-00501	SPITEMS CARC FOOD SYS. RES. FY 2019						
	Expense						
	Salaries - Non-Faculty				137,870		
	Account Total	0	0	137,870	137,870	0	0
115217-00601	SPITEMS CARC PLANT SYSTEMS FY 2019						
	Expense						
	Salaries - Non-Faculty				134,440		
	Account Total	0	0	134,440	134,440	0	0
115217-00701	SPITEMS CARC NAT RES & ENV FY 2019						
	Expense						
	Salaries - Non-Faculty				126,864		
	Account Total	0	0	126,864	126,864	0	0
115217-00801	SPITEMS CARC FARM OPERATION FY 2019						
	Expense						
	Salaries - Non-Faculty				133,279		
	Account Total	0	0	133,279	133,279	0	0
115217-01001	SPITEMS CARC SOC SYS & ALL RES FY19						
	Expense						
	Salaries - Non-Faculty				43,164		
	Account Total	0	0	43,164	43,164	0	0
115800-00000	COMPREHENSIVE RESEARCH FUND						
	Expense						
	Salaries - Non-Faculty				130,000		
	Operations and Maintenance				8,669		
	Account Total	0	0	138,669	138,669	0	0
115800-00001	CRF ADMINISTRATION						
	Expense						
	Salaries - Non-Faculty				203,064		
	Operations and Maintenance				4,920		
	Account Total	0	0	207,984	207,984	0	0
115801	COMPREHENSIVE RESEARCH DEVELOPMENT						
	Expense						
	Operations and Maintenance				311,013		
	Account Total	0	0	311,013	311,013	0	0
116122-19001	SPITEMS CEP ADMINISTRATION FY 2019						
	Expense						
	Salaries - Non-Faculty				140,075		
	Account Total	0	0	140,075	140,075	0	0

Printed on a Xerox 9700 Laser Printing System at the Computing Services Center / Texas A&M University

Form: URGB01 (02/05/85)

Account	Description	Beginning Balance	Revenues	Net Allocations	Expenditures	Increase (Decrease)	Ending Balance
116122-19101	SPITEMS CEP MKTG COMM PLNG & IT						
	Expense						
	Salaries - Non-Faculty				115,677		
	Account Total	0	0	115,677	115,677	0	0
116122-19201	SPITEMS CEP FAM & CON SCI FY 2019						
	Expense						
	Salaries - Non-Faculty				375,766		
	Account Total	0	0	375,766	375,766	0	0
116122-19301	SPITEMS CEP AGRI NAT RES FY 2019						
	Expense						
	Salaries - Non-Faculty				103,507		
	Account Total	0	0	103,507	103,507	0	0
116122-19401	SPITEMS CEP 4H & YOUTH DEV. FY 2019						
	Expense						
	Salaries - Non-Faculty				134,686		
	Account Total	0	0	134,686	134,686	0	0
116122-19501	SPITEMS CEP COMM & ECON DEV FY 2019						
	Expense						
	Salaries - Non-Faculty				54,136		
	Account Total	0	0	54,136	54,136	0	0
117110-00000	UNIVERSITY POLICE						
	Expense						
	Salaries - Non-Faculty				815,038		
	Account Total	0	0	815,038	815,038	0	0
117120-00000	ENVIRONMENTAL HEALTH & SAFETY						
	Expense						
	Salaries - Non-Faculty				193,837		
	Account Total	0	0	193,837	193,837	0	0
118001	STUDENT NURSE STIPENDS						
	Expense						
	Scholarships				75,838		
	Account Total	0	0	75,838	75,838	0	0
118002-00000	COUNSELING SERVICES						
	Expense						
	Salaries - Non-Faculty				103,655		
	Account Total	0	0	103,655	103,655	0	0
118006	STATE COLLEGE WORK STUDY						
	Expense						
	Wages				76,354		
	Account Total	0	0	76,354	76,354	0	0

Printed on a Xerox 9700 Laser Printing System at the Computing Services Center / Texas A&M University

Form: URGB01 (02/05/85)

Account	Description	Beginning Balance	Revenues	Net Allocations	Expenditures	Increase (Decrease)	Ending Balance
118029-00000	UNIVERSITY REALIGNMENT						
	Expense						
	Operations and Maintenance				33,269		
	Account Total	0	0	33,269	33,269	0	0
118071	COMMUNITY DEVELOPMENT						
	Expense						
	Operations and Maintenance				132,719		
	Account Total	0	0	132,719	132,719	0	0
118072	PV OPPORTUNITY-TRANSFER SCHOLARSHIP						
	Expense						
	Scholarships				500,000		
	Account Total	500,000	0	0	500,000	500,000-	0
118075	PV OPPORTUNITY-GRAD SCHOLARSHIP						
	Expense						
	Scholarships				500,000		
	Account Total	500,000	0	0	500,000	500,000-	0
118098	HONORS PROGRAM-SCHOLARSHIPS						
	Expense						
	Scholarships				27,007		
	Account Total	0	0	27,007	27,007	0	0
118217	LICENSE PLATES FUNDS APPN 20802						
	Expense						
	Scholarships				12,000		
	Account Total	0	0	12,000	12,000	0	0
118584-00000	GR/D JUVENILE CRIME PREV. CENTER						
	Expense						
	Salaries - Faculty				106,546		
	Salaries - Non-Faculty				363,487		
	Wages				7,500		
	Benefits				131,686		
	Operations and Maintenance				45,457		
	Account Total	0	0	654,676	654,676	0	0
118585-00000	GR/D COLLEGE OF JUVENILE JUSTICE						
	Expense						
	Salaries - Non-Faculty				83,304		
	Benefits				23,325		
	Account Total	0	0	106,629	106,629	0	0

Printed on a Xerox 9700 Laser Printing System at the Computing Services Center / Texas A&M University

Form: URGB01 (02/05/85)

Account	Description	Beginning Balance	Revenues	Net Allocations	Expenditures	Increase (Decrease)	Ending Balance
118586-00000	GR/D DEPT OF JUSTICE STUDIES						
	Expense						
	Salaries - Faculty				240,684		
	Salaries - Non-Faculty				75,985		
	Benefits				88,526		
	Operations and Maintenance				31,054		
	Account Total	0	0	436,249	436,249	0	0
118587-00000	GR/D DEPT OF PSYCHOLOGY						
	Expense						
	Salaries - Faculty				85,000		
	Salaries - Non-Faculty				32,543		
	Benefits				32,913		
	Operations and Maintenance				13,271		
	Account Total	0	0	163,727	163,727	0	0
118905	TUITION REMISSIONS AND EXEMPTIONS						
	Expense						
	Scholarships				775,000		
	Account Total	0	0	775,000	775,000	0	0
170202	ADI-HONORS COLLEGE						
	Expense						
	Salaries - Faculty				109,227		
	Salaries - Non-Faculty				130,492		
	Operations and Maintenance				23,746		
	Account Total	0	0	263,465	263,465	0	0
170304	ADI-ASSESSMENT						
	Expense						
	Operations and Maintenance				28,274		
	Account Total	0	0	28,274	28,274	0	0
170501	ADI-LICENSURE IMPROVEMENT						
	Expense						
	Operations and Maintenance				50,000		
	Account Total	0	0	50,000	50,000	0	0
170607	ADI-ENROLLMENT MANAGEMENT						
	Expense						
	Salaries - Non-Faculty				504,998		
	Wages				5,000		
	Account Total	0	0	509,998	509,998	0	0
170625	ADI-DEVELOPMENTAL/REMEDIAL EDUCATIO						
	Expense						
	Salaries - Non-Faculty				75,000		
	Wages				11,902		
	Account Total	0	0	86,902	86,902	0	0

Printed on a Xerox 9700 Laser Printing System at the Computing Services Center / Texas A&M University

Form: URGB01 (02/05/85)

Account	Description	Beginning Balance	Revenues	Net Allocations	Expenditures	Increase (Decrease)	Ending Balance
170630	ADI-GRADUATE SCHOOL						
	Expense						
	Salaries - Non-Faculty				126,671		
	Account Total	0	0	126,671	126,671	0	0
170640	ADI-ACADEMIC ADVISORY						
	Expense						
	Salaries - Non-Faculty				305,550		
	Account Total	0	0	305,550	305,550	0	0
171301	ADI-SUMMER INITIATIVE PROGRAM						
	Expense						
	Salaries - Faculty				100,000		
	Scholarships				50,000		
	Operations and Maintenance				250,000		
	Account Total	0	0	400,000	400,000	0	0
171781-00010	ADI-RESERVE INSTRUCTION						
	Expense						
	Salaries - Faculty				1,073,682		
	Salaries - Non-Faculty				23,999		
	Account Total	0	0	1,097,681	1,097,681	0	0
171781-00025	ADI-RESERVE ACADEMIC SUPPORT						
	Expense						
	Salaries - Faculty				4,534		
	Salaries - Non-Faculty				23,457		
	Account Total	0	0	27,991	27,991	0	0
171781-00030	ADI-RESERVE STUDENT SERVICE						
	Expense						
	Salaries - Non-Faculty				22,595		
	Scholarships				24,457		
	Account Total	0	0	47,052	47,052	0	0
171786-10000	ADI-PROVOST SALARY SAVING - FACULTY						
	Expense						
	Salaries - Faculty				418,629		
	Account Total	0	0	418,629	418,629	0	0
171786-20000	ADI-PROVOST SALARY SAVING - STAFF						
	Expense						
	Salaries - Non-Faculty				28,241		
	Account Total	0	0	28,241	28,241	0	0

Printed on a Xerox 9700 Laser Printing System at the Computing Services Center / Texas A&M University

Form: URGB01 (02/05/85)

Account	Description	Beginning Balance	Revenues	Net Allocations	Expenditures	Increase (Decrease)	Ending Balance
172135	ADI-MATHEMATICS						
	Expense						
	Salaries - Faculty				359,310		
	Wages				621		
	Account Total	0	0	359,931	359,931	0	0
172170-00000	ADI-MEDICAL ACADEMY ADLOC						
	Expense						
	Salaries - Faculty				99,263		
	Salaries - Non-Faculty				570,126		
	Scholarships				350,000		
	Operations and Maintenance				165,538		
	Equipment (Capitalized)				3,917		
	Account Total	0	0	1,188,844	1,188,844	0	0
172225	ADI-ELECTRICAL ENGINEERING						
	Expense						
	Salaries - Faculty				831,380		
	Salaries - Non-Faculty				87,488		
	Account Total	0	0	918,868	918,868	0	0
172315	ADI-CURRICULUM AND INSTRUCTION						
	Expense						
	Salaries - Faculty				417,690		
	Salaries - Non-Faculty				28,714		
	Account Total	0	0	446,404	446,404	0	0
172330	ADI-EDUCATIONAL LEADERSHIP & COUNSE						
	Expense						
	Salaries - Faculty				590,581		
	Salaries - Non-Faculty				43,975		
	Account Total	0	0	634,556	634,556	0	0
172331	ADI-EDUCATOR PREPARATION						
	Expense						
	Salaries - Faculty				245,407		
	Account Total	0	0	245,407	245,407	0	0
172400-00000	ADI-COLLEGE OF BUSINESS						
	Expense						
	Salaries - Non-Faculty				198,894		
	Operations and Maintenance				4,870		
	Account Total	0	0	203,764	203,764	0	0
172405-00000	ADI-ACCOUNTING, FINANCE, AND MIS						
	Expense						
	Salaries - Faculty				316,728		
	Account Total	0	0	316,728	316,728	0	0

Printed on a Xerox 9700 Laser Printing System at the Computing Services Center / Texas A&M University

Form: URGB01 (02/05/85)

Account	Description	Beginning Balance	Revenues	Net Allocations	Expenditures	Increase (Decrease)	Ending Balance
172406-00000	ADI-MS-ACCOUNTING						
	Expense						
	Salaries - Faculty				266,875		
	Account Total	0	0	266,875	266,875	0	0
172440	ADI-MANAGEMENT AND MARKETING						
	Expense						
	Salaries - Faculty				288,312		
	Account Total	0	0	288,312	288,312	0	0
172620-00000	ADI-NURSING						
	Expense						
	Salaries - Faculty				1,637,634		
	Account Total	0	0	1,637,634	1,637,634	0	0
172650-00000	ADI-SUMMER SCHOOL SALARY						
	Expense						
	Salaries - Faculty				500,000		
	Account Total	0	0	500,000	500,000	0	0
172904	ADI-COMMUNITY DEVELOPMENT						
	Expense						
	Salaries - Faculty				77,768		
	Salaries - Non-Faculty				86,000		
	Account Total	0	0	163,768	163,768	0	0
172907-00000	ADI-CONSTRUCTION SCIENCE						
	Expense						
	Salaries - Faculty				189,661		
	Salaries - Non-Faculty				57,650		
	Account Total	0	0	247,311	247,311	0	0
178011	ADI-ENGAGEMENT & STUDENT SUCCESS						
	Expense						
	Salaries - Non-Faculty				97,394		
	Wages				402		
	Account Total	0	0	97,796	97,796	0	0
178013-00000	ADI-ACADEMIC ADVISORS						
	Expense						
	Salaries - Non-Faculty				154,998		
	Account Total	0	0	154,998	154,998	0	0
178013-12100	ADI ADVISORS ARTS AND SCIENCES						
	Expense						
	Salaries - Non-Faculty				40,000		
	Account Total	0	0	40,000	40,000	0	0

Printed on a Xerox 9700 Laser Printing System at the Computing Services Center / Texas A&M University

Form: URGB01 (02/05/85)

Account	Description	Beginning Balance	Revenues	Net Allocations	Expenditures	Increase (Decrease)	Ending Balance
178013-12200	ADI ADVISORS ENGINEERING						
	Expense						
	Salaries - Non-Faculty				50,001		
	Account Total	0	0	50,001	50,001	0	0
178013-12300	ADI ADVISORS EDUCATION						
	Expense						
	Salaries - Non-Faculty				40,000		
	Account Total	0	0	40,000	40,000	0	0
178013-12400	ADI ADVISORS BUSINESS						
	Expense						
	Salaries - Non-Faculty				45,000		
	Account Total	0	0	45,000	45,000	0	0
178013-12620	ADI ADVISORS NURSING						
	Expense						
	Salaries - Non-Faculty				50,001		
	Account Total	0	0	50,001	50,001	0	0
178013-12700	ADI ADVISORS AG AND HUMAN SCIENCES						
	Expense						
	Salaries - Non-Faculty				40,000		
	Account Total	0	0	40,000	40,000	0	0
178013-12952	ADI ADVISORS JUVENILE JUSTICE & PSY						
	Expense						
	Salaries - Non-Faculty				80,000		
	Account Total	0	0	80,000	80,000	0	0
178027-10000	ADI-EDUCATIONAL ASSESSMENT-SALARIES						
	Expense						
	Salaries - Non-Faculty				391,011		
	Wages				88,033		
	Account Total	0	0	479,044	479,044	0	0
178028-10000	ADI-UC STUDENT LIFE						
	Expense						
	Salaries - Non-Faculty				483,527		
	Wages				24,797		
	Scholarships				10,000		
	Account Total	0	0	518,324	518,324	0	0
178028-20000	ADI-UC FRESHMAN FINANCIAL AID						
	Expense						
	Wages				5,000		
	Account Total	0	0	5,000	5,000	0	0

Printed on a Xerox 9700 Laser Printing System at the Computing Services Center / Texas A&M University

Form: URGB01 (02/05/85)

Account	Description	Beginning Balance	Revenues	Net Allocations	Expenditures	Increase (Decrease)	Ending Balance
178028-30000	ADI-UC COMMUNITY POLICE						
	Expense						
	Operations and Maintenance				90,980		
	Account Total	0	0	90,980	90,980	0	0
180101-10500	ACADEMIC AFFAIRS						
	Expense						
	Salaries - Faculty				116,437		
	Salaries - Non-Faculty				37,495		
	Account Total	0	0	153,932	153,932	0	0
180151	AUF-COMPLIANCE						
	Expense						
	Salaries - Non-Faculty				197,802		
	Account Total	0	0	197,802	197,802	0	0
180152	VP-ADMINISTRATION EEO OFFICE						
	Expense						
	Salaries - Non-Faculty				79,567		
	Account Total	0	0	79,567	79,567	0	0
180300	AUF - VPBA						
	Expense						
	Salaries - Non-Faculty				260,643		
	Wages				15,000		
	Account Total	0	0	275,643	275,643	0	0
180305-00001	DEFERRED MAINTENANCE FOR CLASSROOMS						
	Expense						
	Operations and Maintenance				1,000,000		
	Account Total	0	0	1,000,000	1,000,000	0	0
180310	HUMAN RESOURCES						
	Expense						
	Salaries - Non-Faculty				62,000		
	Account Total	0	0	62,000	62,000	0	0
180400-00000	AUF VP STUD. AFFAIRS & INST. REL.						
	Expense						
	Salaries - Non-Faculty				73,114		
	Account Total	0	0	73,114	73,114	0	0
180500-00000	AUF VP ACADEMIC AFFAIRS						
	Expense						
	Salaries - Non-Faculty				269,006		
	Account Total	0	0	269,006	269,006	0	0

Printed on a Xerox 9700 Laser Printing System at the Computing Services Center / Texas A&M University

Form: URGB01 (02/05/85)

Account	Description	Beginning Balance	Revenues	Net Allocations	Expenditures	Increase (Decrease)	Ending Balance
180502	AUF STUDENT ENROLLMENT MANAGEMENT						
	Expense						
	Salaries - Non-Faculty				321,686		
	Account Total	0	0	321,686	321,686	0	0
180505	AUF INSTITUTIONAL RESEARCH						
	Expense						
	Salaries - Non-Faculty				452,554		
	Account Total	0	0	452,554	452,554	0	0
180550	AUF FACULTY DEVELOPMENT INITIATIVE						
	Expense						
	Salaries - Non-Faculty				227,630		
	Account Total	0	0	227,630	227,630	0	0
180553	FACULTY SUPPORT						
	Expense						
	Salaries - Faculty				800,000		
	Operations and Maintenance				1,100,000		
	Equipment (Capitalized)				1,100,000		
	Account Total	0	0	3,000,000	3,000,000	0	0
180605	AUF OFFICE OF THE REGISTRAR ADLOC						
	Expense						
	Salaries - Non-Faculty				380,765		
	Operations and Maintenance				7,114		
	Account Total	0	0	387,879	387,879	0	0
180615	AUF STUDENT FINANCIAL AID						
	Expense						
	Salaries - Non-Faculty				592,226		
	Account Total	0	0	592,226	592,226	0	0
180630-00000	AUF GRADUATE SCHOOL						
	Expense						
	Salaries - Non-Faculty				36,460		
	Account Total	0	0	36,460	36,460	0	0
180635	CEES ADMINISTRATIVE SUPPORT						
	Expense						
	Salaries - Non-Faculty				41,004		
	Account Total	0	0	41,004	41,004	0	0
180800	AUF RESEARCH AND DEVELOPMENT						
	Expense						
	Salaries - Non-Faculty				517,374		
	Account Total	0	0	517,374	517,374	0	0

Printed on a Xerox 9700 Laser Printing System at the Computing Services Center / Texas A&M University

Form: URGB01 (02/05/85)

Account	Description	Beginning Balance	Revenues	Net Allocations	Expenditures	Increase (Decrease)	Ending Balance
180801	AUF COMPREHENSIVE RESEARCH FUND						
	Expense						
	Operations and Maintenance				58,038		
	Equipment (Capitalized)				30,000		
	Account Total	0	0	88,038	88,038	0	0
180803	AUF COMPREHENSIVE RESEARCH DEVELOPM						
	Expense						
	Operations and Maintenance				78,987		
	Account Total	0	0	78,987	78,987	0	0
180810	AUF CRI-(PHYSICS RADIATION BIOLOGY)						
	Expense						
	Salaries - Faculty				431,446		
	Salaries - Non-Faculty				167,261		
	Benefits				167,638		
	Account Total	766,345	0	0	766,345	766,345-	0
180815	AUF CRI DR.CHEN (BIO ENGINEERING)						
	Expense						
	Salaries - Faculty				775,923		
	Salaries - Non-Faculty				200,641		
	Benefits				273,438		
	Account Total	1,250,002	0	0	1,250,002	1,250,002-	0
180820	AUF CRI DR.LAWRENCE(CYBER SECURITY)						
	Expense						
	Salaries - Faculty				76,144		
	Salaries - Non-Faculty				90,000		
	Benefits				46,520		
	Account Total	212,664	0	0	212,664	212,664-	0
180825	AUF CRI DR. RUBAAI (SMART GRID)						
	Expense						
	Salaries - Faculty				341,000		
	Benefits				95,480		
	Account Total	436,480	0	0	436,480	436,480-	0
180830	AUF CRI BONNER,MARBLEY,MOBLEY MACH3						
	Expense						
	Salaries - Non-Faculty				237,151		
	Benefits				66,402		
	Account Total	303,553	0	0	303,553	303,553-	0
181300-00000	AUF INFO TECHNOLOGY SERVICES						
	Expense						
	Operations and Maintenance				2,901,791		
	Account Total	0	0	2,901,791	2,901,791	0	0

Printed on a Xerox 9700 Laser Printing System at the Computing Services Center / Texas A&M University

Form: URGB01 (02/05/85)

Account	Description	Beginning Balance	Revenues	Net Allocations	Expenditures	Increase (Decrease)	Ending Balance
181305	INFORMATION RESOURCE ISO						
	Expense						
	Salaries - Non-Faculty				48,818		
	Account Total	0	0	48,818	48,818	0	0
181350	AUF CAMPUS MAIL						
	Expense						
	Salaries - Non-Faculty				106,182		
	Wages				8,438		
	Account Total	0	0	114,620	114,620	0	0
181351	AUF SWITCHBOARD OPERATIONS						
	Expense						
	Salaries - Non-Faculty				23,678		
	Wages				2,595		
	Account Total	0	0	26,273	26,273	0	0
181400	AUF DEVELOPMENT OFFICE						
	Expense						
	Salaries - Non-Faculty				339,559		
	Account Total	0	0	339,559	339,559	0	0
181800	AUF BENEFITS ACADEMIC SUPPORT						
	Expense						
	Benefits				129,733		
	Account Total	0	0	129,733	129,733	0	0
181801	AUF BENEFITS INSTITUTIONAL SUPPORT						
	Expense						
	Benefits				642,103		
	Account Total	0	0	642,103	642,103	0	0
181802	AUF BENEFITS INSTURCTION						
	Expense						
	Benefits				452,128		
	Account Total	0	0	452,128	452,128	0	0
181803	AUF BENEFITS OPERATION & MAINT.						
	Expense						
	Benefits				25,191		
	Account Total	0	0	25,191	25,191	0	0
181804	AUF BENEFITS PUBLIC SERVICES						
	Expense						
	Benefits				500		
	Account Total	0	0	500	500	0	0

Printed on a Xerox 9700 Laser Printing System at the Computing Services Center / Texas A&M University

Form: URGB01 (02/05/85)

Account	Description	Beginning Balance	Revenues	Net Allocations	Expenditures	Increase (Decrease)	Ending Balance
181805	AUF BENEFITS RESEARCH						
	Expense						
	Benefits				45,328		
	Account Total	0	0	45,328	45,328	0	0
181806	AUF BENEFITS STUDENT SERVICES						
	Expense						
	Benefits				463,590		
	Account Total	0	0	463,590	463,590	0	0
181900	AUF LUMP SUM - ACADEMIC SUPPORT						
	Expense						
	Wages				14,285		
	Account Total	0	0	14,285	14,285	0	0
181901	AUF LUMP SUM - INSTITUTIONAL SUP.						
	Expense						
	Wages				14,285		
	Account Total	0	0	14,285	14,285	0	0
181902	AUF LUMP SUM - INSTRUCTION						
	Expense						
	Wages				14,285		
	Account Total	0	0	14,285	14,285	0	0
181903	AUF LUMP SUM - OPERATION & MAIN.						
	Expense						
	Wages				14,285		
	Account Total	0	0	14,285	14,285	0	0
181904	AUF LUMP SUM - PUBLIC SERVICE						
	Expense						
	Wages				14,285		
	Account Total	0	0	14,285	14,285	0	0
181905	AUF LUMP SUM - RESEARCH						
	Expense						
	Wages				14,285		
	Account Total	0	0	14,285	14,285	0	0
181906	AUF LUMP SUM - STUDENT SERVICES						
	Expense						
	Wages				14,290		
	Account Total	0	0	14,290	14,290	0	0

Printed on a Xerox 9700 Laser Printing System at the Computing Services Center / Texas A&M University

Form: URGB01 (02/05/85)

Account	Description	Beginning Balance	Revenues	Net Allocations	Expenditures	Increase (Decrease)	Ending Balance
182110	AUF MUSIC AND DRAMA						
	Expense						
	Salaries - Faculty				455,359		
	Salaries - Non-Faculty				28,069		
	Account Total	0	0	483,428	483,428	0	0
182115	AUF BIOLOGY						
	Expense						
	Salaries - Faculty				167,561		
	Account Total	0	0	167,561	167,561	0	0
182123	AUF LANGUAGE AND COMMUNICATIONS						
	Expense						
	Salaries - Faculty				721,299		
	Account Total	0	0	721,299	721,299	0	0
182220	AUF CIVIL ENGINEERING						
	Expense						
	Salaries - Faculty				64,096		
	Account Total	0	0	64,096	64,096	0	0
182240	AUF ENGINEERING TECHNOLOGY						
	Expense						
	Salaries - Faculty				10,451		
	Account Total	0	0	10,451	10,451	0	0
182330	AUF EDU. LEAD. & COUNSELING						
	Expense						
	Salaries - Faculty				260,181		
	Account Total	0	0	260,181	260,181	0	0
187110	AUF CAMPUS SECURITY						
	Expense						
	Salaries - Non-Faculty				424,449		
	Account Total	0	0	424,449	424,449	0	0
188209	AUF REHABILITATION SERVICES						
	Expense						
	Salaries - Non-Faculty				58,624		
	Account Total	0	0	58,624	58,624	0	0
188217-00001	AUF CARC RESEARCH ADMINISTRATION						
	Expense						
	Salaries - Non-Faculty				140,005		
	Benefits				37,914		
	Account Total	0	0	177,919	177,919	0	0

Printed on a Xerox 9700 Laser Printing System at the Computing Services Center / Texas A&M University

Form: URGB01 (02/05/85)

Account	Description	Beginning Balance	Revenues	Net Allocations	Expenditures	Increase (Decrease)	Ending Balance
188217-00101	CARC MARKETING COMM PLANNING & IT						
	Expense						
	Salaries - Non-Faculty				25,232		
	Benefits				6,936		
	Account Total	0	0	32,168	32,168	0	0
188217-00201	CARC ANIMAL SYSTEMS RESEARCH						
	Expense						
	Salaries - Non-Faculty				73,071		
	Benefits				20,126		
	Account Total	0	0	93,197	93,197	0	0
188217-00601	CARC PLANT SYSTEMS RESEARCH						
	Expense						
	Salaries - Non-Faculty				255,715		
	Benefits				71,159		
	Account Total	0	0	326,874	326,874	0	0
188217-00701	CARC NATURAL RESOURCES & ENVIRON						
	Expense						
	Salaries - Non-Faculty				122,770		
	Benefits				34,258		
	Account Total	0	0	157,028	157,028	0	0
188218-19001	AUF CEP ADMINISTRATION_FY2019						
	Expense						
	Salaries - Non-Faculty				10,406		
	Benefits				2,914		
	Account Total	0	0	13,320	13,320	0	0
188218-19201	CEP FAMILY AND CONSUMER SCIENCE						
	Expense						
	Salaries - Non-Faculty				174,302		
	Benefits				48,805		
	Account Total	0	0	223,107	223,107	0	0
188218-19301	CEP AGRI & NAT'L RESOURCES FY 2019						
	Expense						
	Salaries - Non-Faculty				105,966		
	Benefits				29,670		
	Account Total	0	0	135,636	135,636	0	0
188218-19401	CEP 4H & YOUTH DEVELOPMENT FY 2019						
	Expense						
	Salaries - Non-Faculty				134,285		
	Benefits				37,600		
	Account Total	0	0	171,885	171,885	0	0

Printed on a Xerox 9700 Laser Printing System at the Computing Services Center / Texas A&M University

Form: URGB01 (02/05/85)

Account	Description	Beginning Balance	Revenues	Net Allocations	Expenditures	Increase (Decrease)	Ending Balance
188218-19501	CEP COMMUNITY & ECON DEVELOPMENT						
	Expense						
	Salaries - Non-Faculty				49,713		
	Benefits				13,920		
	Account Total	0	0	63,633	63,633	0	0
188434	AUF MASTER OF SCIENCE NURSING ENHAN						
	Expense						
	Salaries - Faculty				109,515		
	Operations and Maintenance				6,704		
	Account Total	0	0	116,219	116,219	0	0
188461-00000	AUF FACULTY DEVELOPMENT LEAVE PH.D						
	Expense						
	Salaries - Faculty				100,000		
	Account Total	0	0	100,000	100,000	0	0
188621	AUF SACS ACCREDITATION						
	Expense						
	Operations and Maintenance				16,660		
	Account Total	0	0	16,660	16,660	0	0
188625	AUF THERMAL SCIENCE RESEARCH CENTER						
	Expense						
	Salaries - Non-Faculty				37,313		
	Account Total	0	0	37,313	37,313	0	0
188781-00010	AUF BUDGET RESV. INSTRUCTION						
	Expense						
	Salaries - Faculty				1,529,806		
	Account Total	0	0	1,529,806	1,529,806	0	0
188781-00015	AUF BUDGET RESV. RESEARCH						
	Expense						
	Salaries - Faculty				9,399		
	Salaries - Non-Faculty				13,262		
	Account Total	0	0	22,661	22,661	0	0
188781-00025	AUF BUDGET RESV. ACADEMIC SUPPORT						
	Expense						
	Salaries - Non-Faculty				1,090		
	Account Total	0	0	1,090	1,090	0	0
188781-00030	AUF BUDGET RESV. STUDENT SERVICE						
	Expense						
	Salaries - Non-Faculty				25,857		
	Account Total	0	0	25,857	25,857	0	0

Printed on a Xerox 9700 Laser Printing System at the Computing Services Center / Texas A&M University

Form: URGB01 (02/05/85)

Account	Description	Beginning Balance	Revenues	Net Allocations	Expenditures	Increase (Decrease)	Ending Balance
188781-00035	AUF BUDGET RESV. INST. SUPPORT						
	Expense						
	Salaries - Non-Faculty				43,259		
	Account Total	0	0	43,259	43,259	0	0
188781-00040	AUF BUDGET RESV. OPERATION & MAINTE						
	Expense						
	Salaries - Non-Faculty				113		
	Account Total	0	0	113	113	0	0
188786-10000	AUF PROVOST SALARY SAVING - FACULTY						
	Expense						
	Salaries - Faculty				89,720		
	Account Total	0	0	89,720	89,720	0	0
188786-20000	AUF PROVOST SALARY SAVING - STAFF						
	Expense						
	Salaries - Non-Faculty				36,565		
	Account Total	0	0	36,565	36,565	0	0
188901	AUF ACADEMIC SCHOLARSHIP						
	Expense						
	Scholarships				1,785,600		
	Account Total	0	0	1,785,600	1,785,600	0	0
188902	AUF ROTC SCHOLARSHIP						
	Expense						
	Scholarships				62,475		
	Account Total	0	0	62,475	62,475	0	0
188903	AUF PV OPPORTUNITY TARGETED/MERIT H						
	Expense						
	Scholarships				1,000,000		
	Account Total	0	0	1,000,000	1,000,000	0	0
188906	AUF PRESIDENTIAL SCHOLARS. (188906)						
	Expense						
	Scholarships				818,800		
	Account Total	0	0	818,800	818,800	0	0
188907	AUF REGENTS STUDENT MERIT SCHOL.						
	Expense						
	Scholarships				672,500		
	Account Total	0	0	672,500	672,500	0	0
188910-00001	FINANCIAL AID CAMPUS UNDERGRAD						
	Expense						
	Scholarships				769,881		
	Account Total	0	0	769,881	769,881	0	0

Printed on a Xerox 9700 Laser Printing System at the Computing Services Center / Texas A&M University

Form: URGB01 (02/05/85)

Account	Description	Beginning Balance	Revenues	Net Allocations	Expenditures	Increase (Decrease)	Ending Balance
188910-00003	FINANCIAL AID NWHC UNDERGRAD						
	Expense						
	Scholarships				28,975		
	Account Total	0	0	28,975	28,975	0	0
188910-00004	FINANCIAL AID NWHC GRAD						
	Expense						
	Scholarships				259,277		
	Account Total	0	0	259,277	259,277	0	0
188910-00010	UNDERGRADUATE RECLAIMED SCHOLARSHIP						
	Expense						
	Scholarships				103,084		
	Account Total	0	0	103,084	103,084	0	0
188910-00012	GRADUATE RECLAIMED SCHOLARSHIP						
	Expense						
	Scholarships				105,084		
	Account Total	0	0	105,084	105,084	0	0

Printed on a Xerox 9700 Laser Printing System at the Computing Services Center / Texas A&M University

Form: URGB01 (02/05/85)

Account	Description	Beginning Balance	Revenues	Net Allocations	Expenditures	Increase (Decrease)	Ending Balance
Functional and General Funds - Board Approved							
	Revenue						
	State Approp - Gene		48,364,594				
	State Approp - Bene		10,472,025				
	Tuition - State		16,590,321				
	Discounts and Allow		7,523,234-				
	Fees		150,015				
	Discounts and Allow		66,884-				
	Exemptions		775,000				
	Student Financial A		76,354				
	Investment Income		251,527				
	Other Operating Inc		1,373,281				
	Expense						
	Salaries - Faculty				36,195,144		
	Salaries - Non-Faculty				27,220,751		
	Wages				650,166		
	Benefits				17,128,997		
	Scholarships				7,929,978		
	Scholarship Discounts				7,308,443-		
	Operations and Maintenance				6,899,129		
	Equipment (Capitalized)				1,800,724		
	Grand Total	3,969,044	70,462,999	16,084,403	90,516,446	3,969,044-	0

Printed on a Xerox 9700 Laser Printing System at the Computing Services Center / Texas A&M University

Form: URGB01 (02/05/85)

Account	Description	Beginning Balance	Revenues	Net Allocations	Expenditures	Increase (Decrease)	Ending Balance
210140	INSTITUTIONAL ACCREDITATION						
	Expense						
	Operations and Maintenance				33,000		
	Account Total	0	0	33,000	33,000	0	0
210150	VP-ADMINISTRATION						
	Expense						
	Operations and Maintenance				27,000		
	Account Total	0	0	27,000	27,000	0	0
210151	COMPLIANCE						
	Expense						
	Operations and Maintenance				30,300		
	Account Total	0	0	30,300	30,300	0	0
210152	VP-ADMINISTRATION EEO OFFICE						
	Expense						
	Operations and Maintenance				21,525		
	Account Total	0	0	21,525	21,525	0	0
210153	INTERNAL AND INTERNATIONAL AFFAIRS						
	Expense						
	Wages				909		
	Benefits				91		
	Operations and Maintenance				14,000		
	Account Total	0	0	15,000	15,000	0	0
210300	DESIGNATED VP BUSINESS AFFAIRS						
	Expense						
	Operations and Maintenance				42,558		
	Account Total	0	0	42,558	42,558	0	0
210309	CAMPUS MASTER PLANNING & SPACE MGMT						
	Expense						
	Operations and Maintenance				10,648		
	Account Total	0	0	10,648	10,648	0	0
210313	SUMMER INTERNSHIPS						
	Expense						
	Wages				300,000		
	Benefits				3,000		
	Account Total	0	0	303,000	303,000	0	0
210314-00000	SSC CONTRACT - E&G						
	Expense						
	Operations and Maintenance				4,923,373		
	Account Total	0	0	4,923,373	4,923,373	0	0

Printed on a Xerox 9700 Laser Printing System at the Computing Services Center / Texas A&M University

Form: URGB01 (02/05/85)

Account	Description	Beginning Balance	Revenues	Net Allocations	Expenditures	Increase (Decrease)	Ending Balance
210400-00000	VP OF STUDENT AFFAIRS & INST. REL						
	Expense						
	Operations and Maintenance				166,046		
	Account Total	0	0	166,046	166,046	0	0
210401	MULTICULTURAL & EQUAL EMPLOYMENT						
	Expense						
	Operations and Maintenance				18,325		
	Account Total	0	0	18,325	18,325	0	0
210500-00000	VP-ACADEMIC AFFAIRS						
	Expense						
	Operations and Maintenance				19,252		
	Account Total	0	0	19,252	19,252	0	0
210504	COMPASS						
	Expense						
	Operations and Maintenance				4,100		
	Account Total	0	0	4,100	4,100	0	0
210505	CHINA TRAVEL SUPPORT ACCOUNT						
	Expense						
	Operations and Maintenance				40,000		
	Account Total	0	0	40,000	40,000	0	0
210545	STUDENT FINANCIAL						
	Expense						
	Operations and Maintenance				9,340		
	Account Total	0	0	9,340	9,340	0	0
210600	OFFICE FOR STUDENT AFFAIRS						
	Expense						
	Operations and Maintenance				10,998		
	Account Total	0	0	10,998	10,998	0	0
210605	DISABILITY SERVICES						
	Expense						
	Operations and Maintenance				74,983		
	Account Total	0	0	74,983	74,983	0	0
210606	ENROLLMENT MANAGEMENT CENTER						
	Expense						
	Operations and Maintenance				34,069		
	Account Total	0	0	34,069	34,069	0	0
210610	CAREER EDUCATION & PLACEMENT						
	Expense						
	Operations and Maintenance				14,441		
	Account Total	0	0	14,441	14,441	0	0

Printed on a Xerox 9700 Laser Printing System at the Computing Services Center / Texas A&M University

Form: URGB01 (02/05/85)

Account	Description	Beginning Balance	Revenues	Net Allocations	Expenditures	Increase (Decrease)	Ending Balance
210615-00000	STUDENT ENROLLMENT MANAGEMENT						
	Expense						
	Operations and Maintenance				4,106		
	Account Total	0	0	4,106	4,106	0	0
210616	FINANCIAL AID						
	Expense						
	Operations and Maintenance				36,824		
	Account Total	0	0	36,824	36,824	0	0
210625	DEVELOPMENTAL EDUCATION SUPPORT						
	Expense						
	Operations and Maintenance				10,966		
	Account Total	0	0	10,966	10,966	0	0
210630	GRADUATE SCHOOL						
	Expense						
	Operations and Maintenance				38,419		
	Account Total	0	0	38,419	38,419	0	0
210640-20000	ACADEMIC-ADVISORY-TELECOMMUNICATION						
	Expense						
	Operations and Maintenance				8,610		
	Account Total	0	0	8,610	8,610	0	0
210640-30000	ACADEMIC ADVISORY-REPRODUCTIVE						
	Expense						
	Operations and Maintenance				8,610		
	Account Total	0	0	8,610	8,610	0	0
210640-40000	ACADEMIC ADVISORY-TRAVEL						
	Expense						
	Operations and Maintenance				5,371		
	Account Total	0	0	5,371	5,371	0	0
210640-50000	ACADEMIC ADVISORY-OTHER EXPENSE						
	Expense						
	Operations and Maintenance				2,420		
	Account Total	0	0	2,420	2,420	0	0
210640-60000	ACADEMIC ADVISORY-CONSULANT						
	Expense						
	Operations and Maintenance				5,000		
	Account Total	0	0	5,000	5,000	0	0

Printed on a Xerox 9700 Laser Printing System at the Computing Services Center / Texas A&M University

Form: URGB01 (02/05/85)

Account	Description	Beginning Balance	Revenues	Net Allocations	Expenditures	Increase (Decrease)	Ending Balance
210701	KPVU						
	Expense						
	Utilities				4,851		
	Operations and Maintenance				12,917		
	Account Total	0	0	17,768	17,768	0	0
210705	STUDENT PARK						
	Expense						
	Utilities				36,001		
	Operations and Maintenance				33,023		
	Account Total	0	0	69,024	69,024	0	0
210800	RESEARCH & GRADUATE STUDIES						
	Expense						
	Operations and Maintenance				25,000		
	Account Total	0	0	25,000	25,000	0	0
211400	DEVELOPMENT OFFICE OPERATION						
	Expense						
	Operations and Maintenance				99,844		
	Account Total	0	0	99,844	99,844	0	0
211780	DESIGNATED VPBA OPERATIONS RESERVE						
	Expense						
	Operations and Maintenance				50,000		
	Account Total	0	0	50,000	50,000	0	0
211786	PROVOST O & M SAVING						
	Expense						
	Operations and Maintenance				78,007		
	Account Total	0	0	78,007	78,007	0	0
212100-00000	COLLEGE OF ARTS AND SCIENCES						
	Expense						
	Operations and Maintenance				36,710		
	Account Total	0	0	36,710	36,710	0	0
212110	DEPARTMENT OF MUSIC AND THEATRE						
	Expense						
	Scholarships				13,300		
	Operations and Maintenance				30,238		
	Account Total	0	0	43,538	43,538	0	0
212112	THEATRE PROGRAM						
	Expense						
	Operations and Maintenance				3,341		
	Account Total	0	0	3,341	3,341	0	0

Printed on a Xerox 9700 Laser Printing System at the Computing Services Center / Texas A&M University

Form: URGB01 (02/05/85)

Account	Description	Beginning Balance	Revenues	Net Allocations	Expenditures	Increase (Decrease)	Ending Balance
212113-00000	MUSIC PROGRAM						
	Expense						
	Scholarships				2,000		
	Operations and Maintenance				20,933		
	Account Total	0	0	22,933	22,933	0	0
212115	DEPARTMENT OF BIOLOGY						
	Expense						
	Operations and Maintenance				9,600		
	Account Total	0	0	9,600	9,600	0	0
212120	CHEMISTRY						
	Expense						
	Operations and Maintenance				16,125		
	Account Total	0	0	16,125	16,125	0	0
212123-00000	LANGUAGES AND COMMUNICATIONS						
	Expense						
	Operations and Maintenance				28,410		
	Equipment (Capitalized)				400		
	Account Total	0	0	28,810	28,810	0	0
212135-00000	DEPARTMENT OF MATHEMATICS						
	Expense						
	Operations and Maintenance				25,260		
	Account Total	0	0	25,260	25,260	0	0
212140	DEPARTMENT OF PHYSICS						
	Expense						
	Operations and Maintenance				23,385		
	Account Total	0	0	23,385	23,385	0	0
212143-00000	DIV. OF SOC. WK BEHAV. & POLS						
	Expense						
	Operations and Maintenance				33,149		
	Account Total	0	0	33,149	33,149	0	0
212146-00000	DIV OF SOC WORK BEHAV & POL SCIEN						
	Expense						
	Operations and Maintenance				5,290		
	Account Total	0	0	5,290	5,290	0	0
212160	ARMY-ROTC						
	Expense						
	Operations and Maintenance				14,538		
	Account Total	0	0	14,538	14,538	0	0

Printed on a Xerox 9700 Laser Printing System at the Computing Services Center / Texas A&M University

Form: URGB01 (02/05/85)

Account	Description	Beginning Balance	Revenues	Net Allocations	Expenditures	Increase (Decrease)	Ending Balance
212165	NAVY-ROTC						
	Expense						
	Operations and Maintenance				500		
	Account Total	0	0	500	500	0	0
212200	COLLEGE OF ENGINERRING (O & M)						
	Expense						
	Operations and Maintenance				28,202		
	Account Total	0	0	28,202	28,202	0	0
212215-00000	DEPARTMENT OF CHEM.ENGINEERING						
	Expense						
	Operations and Maintenance				14,592		
	Account Total	0	0	14,592	14,592	0	0
212220-00000	DEPT OF CIVIL & ENVIRONMENTAL ENGR						
	Expense						
	Operations and Maintenance				21,784		
	Account Total	0	0	21,784	21,784	0	0
212225	DEPART. OF ELECT. ENGINEERING						
	Expense						
	Operations and Maintenance				21,456		
	Account Total	0	0	21,456	21,456	0	0
212235	DEPART. OF MECH. ENGINEERING						
	Expense						
	Operations and Maintenance				11,418		
	Account Total	0	0	11,418	11,418	0	0
212240	DEPARTMENT OF ENGR. TECHNOLOGY						
	Expense						
	Operations and Maintenance				10,898		
	Account Total	0	0	10,898	10,898	0	0
212250	DEPARTMENT OF COMPUTER SCIENCE						
	Expense						
	Operations and Maintenance				29,991		
	Equipment (Capitalized)				790		
	Account Total	0	0	30,781	30,781	0	0
212300-00000	COLLEGE OF EDUCATION						
	Expense						
	Operations and Maintenance				30,902		
	Account Total	0	0	30,902	30,902	0	0

Printed on a Xerox 9700 Laser Printing System at the Computing Services Center / Texas A&M University

Form: URGB01 (02/05/85)

Account	Description	Beginning Balance	Revenues	Net Allocations	Expenditures	Increase (Decrease)	Ending Balance
212315	CURRICULUM AND INSTRUCTION						
	Expense						
	Operations and Maintenance				27,229		
	Account Total	0	0	27,229	27,229	0	0
212325-00000	HEALTH AND HUMAN PERFORMANCE						
	Expense						
	Operations and Maintenance				35,231		
	Account Total	0	0	35,231	35,231	0	0
212330	EDUCATIONAL LEADERSHIP & COUNSELING						
	Expense						
	Operations and Maintenance				22,627		
	Account Total	0	0	22,627	22,627	0	0
212335	STUDENT TEACHING & FIELD EXPERIENCE						
	Expense						
	Operations and Maintenance				6,910		
	Account Total	0	0	6,910	6,910	0	0
212340	TEACHER CERTIFICATION						
	Expense						
	Operations and Maintenance				6,521		
	Account Total	0	0	6,521	6,521	0	0
212400-00000	COLLEGE OF BUSINESS						
	Expense						
	Operations and Maintenance				22,830		
	Account Total	0	0	22,830	22,830	0	0
212405	ACCT., FIN., INFO. SYS.						
	Expense						
	Operations and Maintenance				15,757		
	Account Total	0	0	15,757	15,757	0	0
212440	DEPARTMENT OF MGMT AND MKTING						
	Expense						
	Operations and Maintenance				16,497		
	Account Total	0	0	16,497	16,497	0	0
212500	NW CAMPUS - ACADEMIC SUPPORT						
	Expense						
	Operations and Maintenance				31,405		
	Account Total	0	0	31,405	31,405	0	0
212600	COLLEGE OF NURSING						
	Expense						
	Operations and Maintenance				58,609		
	Account Total	0	0	58,609	58,609	0	0

Printed on a Xerox 9700 Laser Printing System at the Computing Services Center / Texas A&M University

Form: URGB01 (02/05/85)

Account	Description	Beginning Balance	Revenues	Net Allocations	Expenditures	Increase (Decrease)	Ending Balance
212620-00000	DEPARTMENT OF NURSING						
	Expense						
	Wages				1,080		
	Benefits				108		
	Operations and Maintenance				59,451		
	Account Total	0	0	60,639	60,639	0	0
212666	CNTR FOR TEACH. EXCL & DIST LEARN.						
	Expense						
	Operations and Maintenance				24,093		
	Account Total	0	0	24,093	24,093	0	0
212690	UNDERGRAD MEDICAL ACAD STUD TRAVEL						
	Expense						
	Operations and Maintenance				40,000		
	Account Total	0	0	40,000	40,000	0	0
212700	AG. & HUMAN SCIENCES (OP. & MAINT.)						
	Expense						
	Operations and Maintenance				15,578		
	Account Total	0	0	15,578	15,578	0	0
212715-00000	AG NUTRITION, H. E. (OP. & MAINT.)						
	Expense						
	Operations and Maintenance				17,216		
	Account Total	0	0	17,216	17,216	0	0
212800	AESS MAINTENACE AND OPERATIONS						
	Expense						
	Operations and Maintenance				15,768		
	Account Total	0	0	15,768	15,768	0	0
212805	DEV/ED INSTRUCTION						
	Expense						
	Operations and Maintenance				8,963		
	Account Total	0	0	8,963	8,963	0	0
212810	DEV/ED INSTRUCTION - WRITING						
	Expense						
	Operations and Maintenance				7,613		
	Account Total	0	0	7,613	7,613	0	0
212815	DEVELOPMENTAL ED INSTRUCTION-MATH						
	Expense						
	Operations and Maintenance				826		
	Account Total	0	0	826	826	0	0

Printed on a Xerox 9700 Laser Printing System at the Computing Services Center / Texas A&M University

Form: URGB01 (02/05/85)

Account	Description	Beginning Balance	Revenues	Net Allocations	Expenditures	Increase (Decrease)	Ending Balance
212900	THE SCHOOL OF ARCHITECTURE						
	Expense						
	Operations and Maintenance				69,540		
	Account Total	0	0	69,540	69,540	0	0
212904	MS COMMUNITY DEVELOPMENT						
	Expense						
	Operations and Maintenance				10,512		
	Account Total	0	0	10,512	10,512	0	0
212905	THE ART PROGRAM						
	Expense						
	Operations and Maintenance				6,379		
	Account Total	0	0	6,379	6,379	0	0
212950	JUSTICE STUDIES						
	Expense						
	Operations and Maintenance				13,320		
	Account Total	0	0	13,320	13,320	0	0
212952	COLLEGE OF JUVENILE JUSTICE & PSYCH						
	Expense						
	Operations and Maintenance				56,836		
	Account Total	0	0	56,836	56,836	0	0
212955	DEPT OF PSYCHOLOGY (UNDERGRADUATE)						
	Expense						
	Operations and Maintenance				7,230		
	Account Total	0	0	7,230	7,230	0	0
212960	CLINICAL ADOLESCENT PSYCHOLOGY						
	Expense						
	Operations and Maintenance				25,515		
	Account Total	0	0	25,515	25,515	0	0
215111	CARC M&O						
	Expense						
	Operations and Maintenance				7,500		
	Account Total	0	0	7,500	7,500	0	0
216111	COOPERATIVE EXTENSION PROGRAM						
	Expense						
	Operations and Maintenance				7,500		
	Account Total	0	0	7,500	7,500	0	0
217016	CENTRAL RECEIVING						
	Expense						
	Operations and Maintenance				10,000		
	Account Total	0	0	10,000	10,000	0	0

Printed on a Xerox 9700 Laser Printing System at the Computing Services Center / Texas A&M University

Form: URGB01 (02/05/85)

Account	Description	Beginning Balance	Revenues	Net Allocations	Expenditures	Increase (Decrease)	Ending Balance
217021	SECURITY NW CAMPUS						
	Expense						
	Operations and Maintenance				84,965		
	Account Total	0	0	84,965	84,965	0	0
217120-00000	ENVIRONMENTAL HEALTH & SAFETY						
	Expense						
	Operations and Maintenance				16,197		
	Account Total	0	0	16,197	16,197	0	0
217211-00000	DESIGNATED DEFERRED MAINTENANCE						
	Expense						
	Operations and Maintenance				1,052,350		
	Account Total	0	0	1,052,350	1,052,350	0	0
217510-00001	UTILITY - MAIN CAMPUS						
	Expense						
	Utilities				3,672,454		
	Account Total	0	0	3,672,454	3,672,454	0	0
217510-00002	UTILITIES - THE MEDICAL CENTER						
	Expense						
	Utilities				385,000		
	Account Total	0	0	385,000	385,000	0	0
217510-00003	UTILITIES - THE NORTHWEST HOUSTON						
	Expense						
	Utilities				207,000		
	Account Total	0	0	207,000	207,000	0	0
217514	WATER/WASTEWATER M&O						
	Expense						
	Operations and Maintenance				505,025		
	Account Total	0	0	505,025	505,025	0	0
218011	AESS SUMMER SUPPORT						
	Expense						
	Operations and Maintenance				7,812		
	Account Total	0	0	7,812	7,812	0	0
218027-20000	ACADEMIC ENGAGEMENT STU SUPPORT						
	Expense						
	Operations and Maintenance				141,129		
	Account Total	0	0	141,129	141,129	0	0
218027-30000	ACADEMIC ENGAGEMENT TRAINING						
	Expense						
	Operations and Maintenance				3,634		
	Account Total	0	0	3,634	3,634	0	0

Printed on a Xerox 9700 Laser Printing System at the Computing Services Center / Texas A&M University

Form: URGB01 (02/05/85)

Account	Description	Beginning Balance	Revenues	Net Allocations	Expenditures	Increase (Decrease)	Ending Balance
218027-40000	ACADEMIC EVENTS - PROGRAM SUPPORT						
	Expense						
	Operations and Maintenance				4,100		
	Account Total	0	0	4,100	4,100	0	0
218027-50000	ACADEMIC EVENTS - ORIENTATION						
	Expense						
	Operations and Maintenance				3,978		
	Account Total	0	0	3,978	3,978	0	0
218027-60000	ACADEMIC ENGAGEMENT - RETENTION						
	Expense						
	Operations and Maintenance				3,726		
	Account Total	0	0	3,726	3,726	0	0
218027-70000	ACADEMIC ENGAGEMENT - TELEPHONE						
	Expense						
	Operations and Maintenance				48,000		
	Account Total	0	0	48,000	48,000	0	0
220002	AFR DESIGNATED - TUITION DISCOUNT						
	Revenue						
	Discounts and Allow		17,305,909-				
	Discounts and Allow		11,013,437-				
	Expense						
	Scholarship Discounts				8,079,830-		
	Account Total	0	28,319,346-	20,239,516	8,079,830-	0	0
220100	DESIGNATED TUITION						
	Revenue						
	Tuition - Designate		38,027,432				
	Exemptions		1,800,000				
	Expense						
	Scholarships				1,800,000		
	Operations and Maintenance				2,007,657		
	Account Total	0	39,827,432	34,917,396-	3,807,657	1,102,379	1,102,379
220789-00010	BUDGET RESERVE INST.						
	Expense						
	Operations and Maintenance				250,000		
	Account Total	0	0	250,000	250,000	0	0
220789-00025	BUDGET RESERVE ACADEMIC SUPPORT						
	Expense						
	Salaries - Faculty				750		
	Salaries - Non-Faculty				3,280		
	Account Total	0	0	4,030	4,030	0	0

Printed on a Xerox 9700 Laser Printing System at the Computing Services Center / Texas A&M University

Form: URGB01 (02/05/85)

Account	Description	Beginning Balance	Revenues	Net Allocations	Expenditures	Increase (Decrease)	Ending Balance
220789-00030	BUDGET RESERVE STUDENT SERVICE						
	Expense						
	Salaries - Non-Faculty				11,615		
	Account Total	0	0	11,615	11,615	0	0
220789-00035	BUDGET RESERVE INST. SUPPORT						
	Expense						
	Salaries - Non-Faculty				8,736		
	Account Total	0	0	8,736	8,736	0	0
220789-00040	BUDGET RESERVE OPERATION & MA						
	Expense						
	Salaries - Non-Faculty				1,431		
	Account Total	0	0	1,431	1,431	0	0
220789-00070	BUDGET RESERVE AUXILIARY						
	Expense						
	Salaries - Non-Faculty				90,923		
	Account Total	0	0	90,923	90,923	0	0
222094	PERFORMANCED BASED FUNDING						
	Expense						
	Operations and Maintenance				100,000		
	Account Total	0	0	100,000	100,000	0	0
222095	PRESIDENT'S INTEREST INCOME ACCOUNT						
	Expense						
	Operations and Maintenance				29,329		
	Account Total	0	0	29,329	29,329	0	0
222096	CCP BANKS CHARGES						
	Expense						
	Operations and Maintenance				300,000		
	Account Total	0	0	300,000	300,000	0	0
222097	RESEARCH G.C. WRIGHT						
	Expense						
	Operations and Maintenance				20,000		
	Account Total	0	0	20,000	20,000	0	0
222098	INTEREST INCOME REVENUE ACCOUNT						
	Revenue						
	Investment Income		4,971,464				
	Account Total	0	4,971,464	4,410,047-	0	561,417	561,417

Printed on a Xerox 9700 Laser Printing System at the Computing Services Center / Texas A&M University

Form: URGB01 (02/05/85)

Account	Description	Beginning Balance	Revenues	Net Allocations	Expenditures	Increase (Decrease)	Ending Balance
222100-00000	PRESIDENT'S OFFICE - SPECIAL						
	Expense						
	Salaries - Non-Faculty				874,289		
	Wages				3,240		
	Benefits				244,601		
	Operations and Maintenance				289,976		
	Account Total	0	0	1,412,106	1,412,106	0	0
222102	COMMENCEMENT EXPENSE						
	Expense						
	Operations and Maintenance				120,000		
	Account Total	0	0	120,000	120,000	0	0
222103	PRESIDENT'S EVENTS						
	Expense						
	Operations and Maintenance				60,000		
	Account Total	0	0	60,000	60,000	0	0
222104	DESIGNATED INSTITUTIONAL MEMBERSHIP						
	Expense						
	Operations and Maintenance				100,000		
	Account Total	0	0	100,000	100,000	0	0
222125	PVAMU HALL OF FAME COMMITTEE						
	Revenue						
	Sales and Services		16,000				
	Expense						
	Operations and Maintenance				15,200		
	Account Total	0	16,000	0	15,200	800	800
222126	STUDENT RECRUITMENT						
	Expense						
	Salaries - Non-Faculty				15,902		
	Benefits				4,453		
	Operations and Maintenance				15,575		
	Account Total	0	0	35,930	35,930	0	0
222137	ACADEMIC PROGRAM REVIEW						
	Expense						
	Operations and Maintenance				25,000		
	Account Total	0	0	25,000	25,000	0	0
222142	PV ONE-TIME RECOVERY FUND						
	Expense						
	Scholarships				500,000		
	Account Total	0	0	500,000	500,000	0	0

Printed on a Xerox 9700 Laser Printing System at the Computing Services Center / Texas A&M University

Form: URGB01 (02/05/85)

Account	Description	Beginning Balance	Revenues	Net Allocations	Expenditures	Increase (Decrease)	Ending Balance
222150	TX. INST. FOR PRES. OF HIST. CUL.						
	Expense						
	Operations and Maintenance				16,875		
	Account Total	0	0	16,875	16,875	0	0
222158	ALL FAITHS CHAPEL INTEREST INCOME						
	Expense						
	Salaries - Non-Faculty				8,617		
	Benefits				3,054		
	Account Total	0	0	11,671	11,671	0	0
222160	DEVELOPMENT OPERATIONAL FUND						
	Expense						
	Salaries - Non-Faculty				190,000		
	Benefits				53,201		
	Operations and Maintenance				9,500		
	Account Total	0	0	252,701	252,701	0	0
222162	AG FACILITIES SUPPORT						
	Expense						
	Operations and Maintenance				150,000		
	Account Total	0	0	150,000	150,000	0	0
222163	MARKETING CAMPAIGN						
	Expense						
	Salaries - Non-Faculty				116,004		
	Benefits				32,481		
	Operations and Maintenance				119,435		
	Account Total	0	0	267,920	267,920	0	0
222164	INTERNATIONAL AFFAIRS						
	Expense						
	Salaries - Non-Faculty				154,653		
	Benefits				42,691		
	Operations and Maintenance				14,355		
	Account Total	0	0	211,699	211,699	0	0
222174	DEAN'S SUPPORT ACCT. (CLAH)						
	Expense						
	Operations and Maintenance				7,816		
	Account Total	0	0	7,816	7,816	0	0
222175	DEAN'S SUPPORT ACCT. (ARCH)						
	Expense						
	Operations and Maintenance				7,973		
	Account Total	0	0	7,973	7,973	0	0

Printed on a Xerox 9700 Laser Printing System at the Computing Services Center / Texas A&M University

Form: URGB01 (02/05/85)

Account	Description	Beginning Balance	Revenues	Net Allocations	Expenditures	Increase (Decrease)	Ending Balance
222176	DEAN'S SUPPORT ACCT. (ARTS & SCI)						
	Expense						
	Operations and Maintenance				10,570		
	Account Total	0	0	10,570	10,570	0	0
222177	DEAN'S SUPPORT ACCT. (COB)						
	Expense						
	Operations and Maintenance				6,579		
	Account Total	0	0	6,579	6,579	0	0
222178-00000	DEAN'S SUPPORT ACCT. (COE)						
	Expense						
	Operations and Maintenance				7,500		
	Account Total	0	0	7,500	7,500	0	0
222179	DEAN'S SUPPORT ACCT. (GRAD SCH)						
	Expense						
	Operations and Maintenance				7,500		
	Account Total	0	0	7,500	7,500	0	0
222180	DEAN'S SUPPORT ACCT. (CON)						
	Expense						
	Operations and Maintenance				7,500		
	Account Total	0	0	7,500	7,500	0	0
222181	DEAN'S SUPPORT ACCT. (ENGR)						
	Expense						
	Operations and Maintenance				2,500		
	Account Total	0	0	2,500	2,500	0	0
222182	DEAN'S SUPPORT ACCT. (SJJP)						
	Expense						
	Operations and Maintenance				8,924		
	Account Total	0	0	8,924	8,924	0	0
222183	VP RESEARCH						
	Expense						
	Operations and Maintenance				10,000		
	Account Total	0	0	10,000	10,000	0	0
222184	VP ACADEMIC AFFAIRS						
	Expense						
	Operations and Maintenance				27,709		
	Account Total	0	0	27,709	27,709	0	0
222186	VP STUDENT AFFAIRS & INST. REL.						
	Expense						
	Operations and Maintenance				10,000		
	Account Total	0	0	10,000	10,000	0	0

Printed on a Xerox 9700 Laser Printing System at the Computing Services Center / Texas A&M University

Form: URGB01 (02/05/85)

Account	Description	Beginning Balance	Revenues	Net Allocations	Expenditures	Increase (Decrease)	Ending Balance
222190	VP - ADMINISTRATION & AUX. SERVICES						
	Expense						
	Operations and Maintenance				6,808		
	Account Total	0	0	6,808	6,808	0	0
222191-00000	VP BUSINESS AFFAIRS SUPPORT ACCOUNT						
	Expense						
	Operations and Maintenance				20,000		
	Account Total	0	0	20,000	20,000	0	0
222192	ASSOC. VP-ENROLLMENT MANAGEMENT						
	Expense						
	Operations and Maintenance				20,000		
	Account Total	0	0	20,000	20,000	0	0
222193	ASSOC. VP-STUDENT ACTIVITIES						
	Expense						
	Operations and Maintenance				2,750		
	Account Total	0	0	2,750	2,750	0	0
222194	INTEREST INCOME GARDNER						
	Expense						
	Operations and Maintenance				2,500		
	Account Total	0	0	2,500	2,500	0	0
222195	UNDERGRADUATE MEDICAL ACADEMY						
	Expense						
	Operations and Maintenance				2,500		
	Account Total	0	0	2,500	2,500	0	0
222201	ASSOC PROVOST ACAD AFFAIRS INT INC						
	Expense						
	Operations and Maintenance				2,750		
	Account Total	0	0	2,750	2,750	0	0
222202	LIBRARY INTEREST INCOME ACCOUNT						
	Expense						
	Operations and Maintenance				2,443		
	Account Total	0	0	2,443	2,443	0	0
222204	HONORS PROGRAM INTEREST INCOME ACCT						
	Expense						
	Operations and Maintenance				2,750		
	Account Total	0	0	2,750	2,750	0	0
222206	VP-ADMINISTRATION						
	Expense						
	Operations and Maintenance				10,000		
	Account Total	0	0	10,000	10,000	0	0

Printed on a Xerox 9700 Laser Printing System at the Computing Services Center / Texas A&M University

Form: URGB01 (02/05/85)

Account	Description	Beginning Balance	Revenues	Net Allocations	Expenditures	Increase (Decrease)	Ending Balance
222207	INTEREST INCOME CAMBRIC						
	Expense						
	Operations and Maintenance				2,500		
	Account Total	0	0	2,500	2,500	0	0
222213	HUB PROGRAM						
	Expense						
	Operations and Maintenance				6,745		
	Account Total	0	0	6,745	6,745	0	0
222214	OFFICE OF SPONSORED PROGRAMS						
	Revenue						
	Contracts and Grant		120,000				
	Expense						
	Salaries - Non-Faculty				386,630		
	Benefits				108,256		
	Operations and Maintenance				225,114		
	Account Total	0	120,000	600,000	720,000	0	0
222218	INTEREST INCOME PALMER						
	Expense						
	Operations and Maintenance				2,500		
	Account Total	0	0	2,500	2,500	0	0
222219	INTEREST INCOME PHILLIPS						
	Expense						
	Operations and Maintenance				2,750		
	Account Total	0	0	2,750	2,750	0	0
222221	INTEREST INCOME RICKS-HARRIS						
	Expense						
	Operations and Maintenance				2,750		
	Account Total	0	0	2,750	2,750	0	0
222222	INTEREST INCOME WILLIAMSON						
	Expense						
	Operations and Maintenance				2,750		
	Account Total	0	0	2,750	2,750	0	0
222229	CREDIT CARD EXPENSE						
	Expense						
	Operations and Maintenance				120,000		
	Account Total	0	0	120,000	120,000	0	0

Printed on a Xerox 9700 Laser Printing System at the Computing Services Center / Texas A&M University

Form: URGB01 (02/05/85)

Account	Description	Beginning Balance	Revenues	Net Allocations	Expenditures	Increase (Decrease)	Ending Balance
222230-00000	STUDENT BUSINESS SERVICES						
	Revenue						
	Fees		620,000				
	Other Operating Inc		9,100				
	Expense						
	Salaries - Non-Faculty				184,853		
	Wages				15,000		
	Benefits				52,244		
	Operations and Maintenance				257,003		
	Account Total	0	629,100	120,000-	509,100	0	0
222236	STAFF ADVISORY COUNCIL						
	Expense						
	Operations and Maintenance				7,000		
	Account Total	0	0	7,000	7,000	0	0
222238	DESIGNATED BA INFO RESOURCE OFFICE						
	Expense						
	Operations and Maintenance				24,910		
	Account Total	0	0	24,910	24,910	0	0
222242	DESIGNATED INSURANCE PREMIUM COST						
	Expense						
	Operations and Maintenance				250,000		
	Account Total	0	0	250,000	250,000	0	0
222245-00000	DESIGNATED DOCUMENT IMAGING						
	Expense						
	Operations and Maintenance				50,000		
	Account Total	0	0	50,000	50,000	0	0
222247-00000	QUALITY ENHANCEMENT PLAN (QEP)						
	Expense						
	Salaries - Faculty				14,287		
	Salaries - Non-Faculty				69,097		
	Benefits				23,348		
	Operations and Maintenance				86,500		
	Account Total	0	0	193,232	193,232	0	0
222252-00000	GRADUATE SCHOOL INITIATIVES						
	Expense						
	Salaries - Non-Faculty				135,680		
	Benefits				37,688		
	Operations and Maintenance				5,397		
	Account Total	0	0	178,765	178,765	0	0

Printed on a Xerox 9700 Laser Printing System at the Computing Services Center / Texas A&M University

Form: URGB01 (02/05/85)

Account	Description	Beginning Balance	Revenues	Net Allocations	Expenditures	Increase (Decrease)	Ending Balance
222253	UNIVERSITY/PRESIDENTIAL PRIORITIES						
	Expense						
	Salaries - Faculty				214,708		
	Salaries - Non-Faculty				150,000		
	Benefits				102,118		
	Account Total	0	0	466,826	466,826	0	0
222254	ATHLETICS SUPPORT						
	Expense						
	Scholarships				175,000		
	Operations and Maintenance				110,000		
	Account Total	0	0	285,000	285,000	0	0
222258	COMPLIANCE OFFICE						
	Expense						
	Salaries - Non-Faculty				75,000		
	Benefits				21,000		
	Account Total	0	0	96,000	96,000	0	0
222259	COMPLIANCE - ATHLETICS						
	Expense						
	Salaries - Non-Faculty				134,060		
	Wages				22,500		
	Benefits				39,636		
	Operations and Maintenance				121,266		
	Account Total	0	0	317,462	317,462	0	0
222260	CAREER FAIR PROGRAM						
	Revenue						
	Sales and Services		62,042				
	Expense						
	Operations and Maintenance				62,042		
	Account Total	0	62,042	0	62,042	0	0
222264	RESEARCH INITIATIVES						
	Expense						
	Salaries - Non-Faculty				24,500		
	Benefits				6,860		
	Operations and Maintenance				57,362		
	Account Total	0	0	88,722	88,722	0	0
222265	HEALTH SERVICES						
	Expense						
	Utilities				4,802		
	Operations and Maintenance				77,856		
	Account Total	0	0	82,658	82,658	0	0

Printed on a Xerox 9700 Laser Printing System at the Computing Services Center / Texas A&M University

Form: URGB01 (02/05/85)

Account	Description	Beginning Balance	Revenues	Net Allocations	Expenditures	Increase (Decrease)	Ending Balance
222270	PRAIRIE VIEW FOUNDATION						
	Revenue						
	Investment Income		18,749				
	Expense						
	Salaries - Non-Faculty				14,681		
	Benefits				4,068		
	Account Total	0	18,749	0	18,749	0	0
222281-00000	ATHLETIC ACADEMIC ADVISEMENT						
	Expense						
	Salaries - Non-Faculty				364,177		
	Wages				4,200		
	Benefits				101,781		
	Operations and Maintenance				62,500		
	Account Total	0	0	532,658	532,658	0	0
222282	BAND AND DEAN SUPPORT						
	Expense						
	Salaries - Non-Faculty				151,587		
	Benefits				42,444		
	Operations and Maintenance				10,698		
	Account Total	0	0	204,729	204,729	0	0
222284-00000	STUDENT COUNSELING SERVICES						
	Expense						
	Salaries - Non-Faculty				140,000		
	Benefits				39,200		
	Account Total	0	0	179,200	179,200	0	0
222311	COMMUTER SCHOLARSHIPS INCOMMING FRE						
	Expense						
	Scholarships				250,000		
	Account Total	250,000	0	0	250,000	250,000-	0
222400	CAMPUS SECURITY						
	Expense						
	Salaries - Non-Faculty				567,009		
	Utilities				6,699		
	Operations and Maintenance				254,774		
	Account Total	0	0	828,482	828,482	0	0
222510-00000	LIBRARY OFFICE						
	Revenue						
	Sales and Services		9,700				
	Expense						
	Operations and Maintenance				9,700		
	Account Total	0	9,700	0	9,700	0	0

Printed on a Xerox 9700 Laser Printing System at the Computing Services Center / Texas A&M University

Form: URGB01 (02/05/85)

Account	Description	Beginning Balance	Revenues	Net Allocations	Expenditures	Increase (Decrease)	Ending Balance
222541	INSTITUTIONAL RESEARCH						
	Expense						
	Operations and Maintenance				38,993		
	Account Total	0	0	38,993	38,993	0	0
222645	STUDENT LIFE						
	Expense						
	Salaries - Non-Faculty				53,137		
	Wages				13,266		
	Benefits				16,205		
	Operations and Maintenance				26,959		
	Account Total	0	0	109,567	109,567	0	0
223000	STUDENT ORIENTATION FEE-FRESHMAN						
	Revenue						
	Fees		100,000				
	Expense						
	Salaries - Non-Faculty				3,313		
	Benefits				928		
	Scholarships				6,500		
	Operations and Maintenance				89,259		
	Account Total	0	100,000	0	100,000	0	0
223001	STUDENT ORIENTATION FEE-TRANSFER						
	Revenue						
	Fees		11,000				
	Expense						
	Salaries - Non-Faculty				430		
	Benefits				120		
	Scholarships				1,000		
	Operations and Maintenance				9,450		
	Account Total	0	11,000	0	11,000	0	0
223006	SHORT TERM LOAN APPLICATION FEE						
	Revenue						
	Fees		23,000				
	Expense						
	Salaries - Non-Faculty				17,009		
	Benefits				4,677		
	Operations and Maintenance				1,314		
	Account Total	0	23,000	0	23,000	0	0

Printed on a Xerox 9700 Laser Printing System at the Computing Services Center / Texas A&M University

Form: URGB01 (02/05/85)

Account	Description	Beginning Balance	Revenues	Net Allocations	Expenditures	Increase (Decrease)	Ending Balance
223010	STUDENT SCHOLARSHIP ENDOWMENT & FEE						
	Revenue						
	Fees		191,222				
	Exemptions		13,290				
	Expense						
	Scholarships				194,516		
	Operations and Maintenance				9,996		
	Account Total	0	204,512	0	204,512	0	0
223012	INTERNATIONAL FEE						
	Revenue						
	Fees		63,000				
	Expense						
	Salaries - Non-Faculty				19,615		
	Wages				5,810		
	Benefits				6,073		
	Operations and Maintenance				31,502		
	Account Total	0	63,000	0	63,000	0	0
223404	EXECUTIVE MBA FEE						
	Revenue						
	Fees		966,640				
	Expense						
	Salaries - Faculty				364,724		
	Salaries - Non-Faculty				128,880		
	Wages				25,000		
	Benefits				140,641		
	Scholarships				104,640		
	Operations and Maintenance				202,755		
	Account Total	0	966,640	0	966,640	0	0
223500	CONTINUING EDUCATION						
	Expense						
	Salaries - Non-Faculty				74,529		
	Benefits				20,695		
	Operations and Maintenance				28,682		
	Account Total	0	0	123,906	123,906	0	0
223604	NURSING APPLICATION FEE						
	Revenue						
	Fees		26,380				
	Expense						
	Operations and Maintenance				26,380		
	Account Total	0	26,380	0	26,380	0	0

Printed on a Xerox 9700 Laser Printing System at the Computing Services Center / Texas A&M University

Form: URGB01 (02/05/85)

Account	Description	Beginning Balance	Revenues	Net Allocations	Expenditures	Increase (Decrease)	Ending Balance
224151	STUDENT & FACULTY DEVELOPMENT						
	Revenue						
	Other Operating Inc		3,000				
	Expense						
	Operations and Maintenance				3,000		
	Account Total	0	3,000	0	3,000	0	0
224303	FACULTY SENATE						
	Expense						
	Operations and Maintenance				5,000		
	Account Total	0	0	5,000	5,000	0	0
224530	DEAN OF GRADUATE SCHOOL						
	Revenue						
	Fees		75,000				
	Expense						
	Salaries - Non-Faculty				9,090		
	Wages				12,400		
	Benefits				3,785		
	Operations and Maintenance				49,725		
	Account Total	0	75,000	0	75,000	0	0
225100	INTERNATIONAL SPONSORED STUDENT FEE						
	Revenue						
	Fees		25,200				
	Expense						
	Operations and Maintenance				25,200		
	Account Total	0	25,200	0	25,200	0	0
225550	TESTING SERVICES						
	Revenue						
	Fees		47,086				
	Expense						
	Salaries - Non-Faculty				11,501		
	Wages				8,000		
	Benefits				4,020		
	Operations and Maintenance				23,565		
	Account Total	0	47,086	0	47,086	0	0
225560	FOUNDERS DAY						
	Expense						
	Operations and Maintenance				12,000		
	Account Total	0	0	12,000	12,000	0	0
226300	UNIVERSITY STRATEGIC PLAN						
	Expense						
	Operations and Maintenance				32,736		
	Account Total	0	0	32,736	32,736	0	0

Printed on a Xerox 9700 Laser Printing System at the Computing Services Center / Texas A&M University

Form: URGB01 (02/05/85)

Account	Description	Beginning Balance	Revenues	Net Allocations	Expenditures	Increase (Decrease)	Ending Balance
226504	BUILDING SECURITY						
	Expense						
	Operations and Maintenance				370,000		
	Account Total	0	0	370,000	370,000	0	0
226506	OFF-CAMPUS SITE						
	Expense						
	Operations and Maintenance				100,000		
	Account Total	0	0	100,000	100,000	0	0
226509	MARCHING BAND TRAVEL						
	Expense						
	Operations and Maintenance				100,000		
	Account Total	0	0	100,000	100,000	0	0
226513	CAPITAL CAMPAIGN						
	Expense						
	Salaries - Non-Faculty				183,032		
	Benefits				51,249		
	Operations and Maintenance				10,649		
	Account Total	0	0	244,930	244,930	0	0
226514	ALUMNI FUND						
	Expense						
	Salaries - Non-Faculty				97,947		
	Benefits				26,885		
	Operations and Maintenance				9,700		
	Account Total	0	0	134,532	134,532	0	0
226517	ALUMNI AFFAIRS						
	Expense						
	Operations and Maintenance				20,000		
	Account Total	0	0	20,000	20,000	0	0
226526-00010	STUDENT CONTINUING EMPLOYMENT - IN						
	Expense						
	Wages				203,904		
	Account Total	0	0	203,904	203,904	0	0
226526-00015	STUDENT CONTINUING EMPLOYMENT - RES						
	Expense						
	Wages				46,531		
	Account Total	0	0	46,531	46,531	0	0
226526-00020	STUDENT CONTINUING EMPLOYMENT - PU						
	Expense						
	Wages				20,000		
	Account Total	0	0	20,000	20,000	0	0

Printed on a Xerox 9700 Laser Printing System at the Computing Services Center / Texas A&M University

Form: URGB01 (02/05/85)

Account	Description	Beginning Balance	Revenues	Net Allocations	Expenditures	Increase (Decrease)	Ending Balance
226526-00025	STUDENT CONTINUING EMPLOYMENT - ACA						
	Expense						
	Wages				50,000		
	Account Total	0	0	50,000	50,000	0	0
226526-00030	STUDENT CONTINUING EMPLOYMENT - STU						
	Expense						
	Wages				127,919		
	Account Total	0	0	127,919	127,919	0	0
226526-00035	STUDENT CONTINUING EMPLOYMENT - INS						
	Expense						
	Wages				51,646		
	Account Total	0	0	51,646	51,646	0	0
226650	REGISTRAR'S OFFICE						
	Revenue						
	Fees		105,000				
	Expense						
	Salaries - Non-Faculty				16,062		
	Benefits				4,497		
	Operations and Maintenance				84,441		
	Account Total	0	105,000	0	105,000	0	0
226652-00000	APPLICATION FEE						
	Revenue						
	Fees		247,040				
	Expense						
	Salaries - Non-Faculty				10,000		
	Wages				5,000		
	Benefits				4,200		
	Operations and Maintenance				155,225		
	Equipment (Capitalized)				1,000		
	Account Total	0	247,040	71,615-	175,425	0	0
226652-00001	RECRUITMENT						
	Expense						
	Operations and Maintenance				33,108		
	Account Total	0	0	33,108	33,108	0	0
226652-00002	ADMISSIONS						
	Expense						
	Operations and Maintenance				38,507		
	Account Total	0	0	38,507	38,507	0	0
226700-10000	TPEG IN-STATE						
	Expense						
	Scholarships				1,766,378		
	Account Total	0	0	1,766,378	1,766,378	0	0

Printed on a Xerox 9700 Laser Printing System at the Computing Services Center / Texas A&M University

Form: URGB01 (02/05/85)

Account	Description	Beginning Balance	Revenues	Net Allocations	Expenditures	Increase (Decrease)	Ending Balance
226705-10000	TPEG OUT-OF-STATE						
	Expense						
	Scholarships				115,844		
	Account Total	0	0	115,844	115,844	0	0
226707	TRANSFER STUDENT SCHOLARSHIP						
	Expense						
	Scholarships				119,000		
	Account Total	0	0	119,000	119,000	0	0
226715-00000	DESIGNATED TUITION SCHOLARSHIPS						
	Expense						
	Scholarships				3,791,301		
	Account Total	0	0	3,791,301	3,791,301	0	0
226716	DESIGNATED TUIT. SCHOLARSHIP GRAD						
	Expense						
	Scholarships				305,067		
	Account Total	0	0	305,067	305,067	0	0
226718	PANTHER PROMISE						
	Expense						
	Scholarships				349,923		
	Account Total	0	0	349,923	349,923	0	0
226719	BAND SCHOLARSHIP						
	Expense						
	Scholarships				660,000		
	Account Total	0	0	660,000	660,000	0	0
226722	GRADUATE SCHOLARSHIPS						
	Expense						
	Scholarships				420,000		
	Account Total	0	0	420,000	420,000	0	0
226725	B-ON-TIME SCHOLARSHIP PROGRAM						
	Expense						
	Scholarships				800,000		
	Account Total	0	0	800,000	800,000	0	0
226726	REGENT SCHOLARSHIP SUPPORT						
	Expense						
	Scholarships				819,200		
	Account Total	0	0	819,200	819,200	0	0

Printed on a Xerox 9700 Laser Printing System at the Computing Services Center / Texas A&M University

Form: URGB01 (02/05/85)

Account	Description	Beginning Balance	Revenues	Net Allocations	Expenditures	Increase (Decrease)	Ending Balance
226727	RESEARCH ASSISSTANSHIPS/SCHOLARSHIP						
	Expense						
	Salaries - Non-Faculty				200,000		
	Benefits				30,000		
	Scholarships				90,000		
	Operations and Maintenance				29,881		
	Account Total	0	0	349,881	349,881	0	0
226731	SCHOLARSHIPS						
	Expense						
	Scholarships				496,756		
	Account Total	0	0	496,756	496,756	0	0
226732	SCHOLARSHIPS NON-TRADITIONAL						
	Expense						
	Scholarships				101,320		
	Account Total	0	0	101,320	101,320	0	0
228010	NEED BASE SCHOLARSHIP FUND						
	Revenue						
	Student Financial A		91,182				
	Expense						
	Scholarships				91,182		
	Account Total	0	91,182	0	91,182	0	0
230100-12100	COLLEGE OF ARTS & SCIENCES						
	Expense						
	Wages				5,000		
	Benefits				500		
	Operations and Maintenance				73,698		
	Account Total	0	0	79,198	79,198	0	0
230100-12110	ARTS AND SCIENCES MUSIC AND DRAMA						
	Expense						
	Operations and Maintenance				15,446		
	Equipment (Capitalized)				3,000		
	Account Total	0	0	18,446	18,446	0	0
230100-12112	ARTS AND SCIENCES BAND						
	Expense						
	Salaries - Non-Faculty				57,108		
	Wages				20,000		
	Benefits				19,345		
	Operations and Maintenance				119,600		
	Account Total	0	0	216,053	216,053	0	0

Printed on a Xerox 9700 Laser Printing System at the Computing Services Center / Texas A&M University

Form: URGB01 (02/05/85)

Account	Description	Beginning Balance	Revenues	Net Allocations	Expenditures	Increase (Decrease)	Ending Balance
230100-12115	ARTS AND SCIENCES BIOLOGY						
	Expense						
	Salaries - Non-Faculty				38,587		
	Benefits				10,804		
	Operations and Maintenance				103,211		
	Account Total	0	0	152,602	152,602	0	0
230100-12120	ARTS AND SCIENCES CHEMISTRY						
	Expense						
	Salaries - Non-Faculty				32,400		
	Wages				5,190		
	Benefits				9,591		
	Operations and Maintenance				8,002		
	Account Total	0	0	55,183	55,183	0	0
230100-12123	ARTS AND SCIENCES LANGUAGES & COMM						
	Expense						
	Salaries - Faculty				4,300		
	Wages				3,600		
	Benefits				1,564		
	Operations and Maintenance				31,457		
	Account Total	0	0	40,921	40,921	0	0
230100-12135	ARTS AND SCIENCES MATH						
	Expense						
	Operations and Maintenance				9,529		
	Account Total	0	0	9,529	9,529	0	0
230100-12140	ARTS AND SCIENCES PHYSICS						
	Expense						
	Salaries - Non-Faculty				30,000		
	Wages				10,000		
	Benefits				9,400		
	Operations and Maintenance				23,402		
	Account Total	0	0	72,802	72,802	0	0
230100-12143	ARTS AND SCIENCES SOCIAL WORK, BEHA						
	Expense						
	Operations and Maintenance				15,247		
	Account Total	0	0	15,247	15,247	0	0
230101	ARTS & SCIENCES STEINWAY PIANOS						
	Expense						
	Operations and Maintenance				208,580		
	Account Total	0	0	208,580	208,580	0	0

Printed on a Xerox 9700 Laser Printing System at the Computing Services Center / Texas A&M University

Form: URGB01 (02/05/85)

Account	Description	Beginning Balance	Revenues	Net Allocations	Expenditures	Increase (Decrease)	Ending Balance
230200-12200	COLLEGE OF ENGINEERING						
	Expense						
	Salaries - Non-Faculty				29,932		
	Wages				100,000		
	Benefits				18,381		
	Operations and Maintenance				88,050		
	Account Total	0	0	236,363	236,363	0	0
230200-12215	ENGINEERING CHEMICAL						
	Expense						
	Operations and Maintenance				28,000		
	Account Total	0	0	28,000	28,000	0	0
230200-12220	ENGINEERING CIVIL						
	Expense						
	Operations and Maintenance				28,000		
	Account Total	0	0	28,000	28,000	0	0
230200-12225	ENGINEERING ELECTRICAL						
	Expense						
	Operations and Maintenance				28,000		
	Account Total	0	0	28,000	28,000	0	0
230200-12235	ENGINEERING MECHANICAL						
	Expense						
	Operations and Maintenance				28,000		
	Account Total	0	0	28,000	28,000	0	0
230200-12240	ENGINEERING TECHNOLOGY						
	Expense						
	Operations and Maintenance				28,000		
	Account Total	0	0	28,000	28,000	0	0
230200-12250	ENGINEERING COMPUTER SCIENCE						
	Expense						
	Operations and Maintenance				28,000		
	Account Total	0	0	28,000	28,000	0	0
230300-12300	COLLEGE OF EDUCATION						
	Expense						
	Salaries - Faculty				8,772		
	Salaries - Non-Faculty				89,931		
	Benefits				27,518		
	Operations and Maintenance				235,187		
	Account Total	0	0	361,408	361,408	0	0

Printed on a Xerox 9700 Laser Printing System at the Computing Services Center / Texas A&M University

Form: URGB01 (02/05/85)

Account	Description	Beginning Balance	Revenues	Net Allocations	Expenditures	Increase (Decrease)	Ending Balance
230300-12315	EDUCATION CURICULUM AND INSTRUCTION						
	Expense						
	Salaries - Faculty				13,500		
	Benefits				3,780		
	Operations and Maintenance				32,720		
	Account Total	0	0	50,000	50,000	0	0
230300-12325	EDUCATION HEALTH AND HUMAN PERFORMA						
	Expense						
	Salaries - Non-Faculty				28,940		
	Benefits				8,103		
	Operations and Maintenance				12,957		
	Account Total	0	0	50,000	50,000	0	0
230300-12330	EDUCATION LEADERSHIP & COUNSELING						
	Expense						
	Operations and Maintenance				50,000		
	Account Total	0	0	50,000	50,000	0	0
230300-12335	EDUCATION STUDENT TEACHING & FIELD						
	Expense						
	Operations and Maintenance				50,000		
	Account Total	0	0	50,000	50,000	0	0
230300-12340	EDUCATION TEACHER CERTIFICATION						
	Expense						
	Salaries - Faculty				72,000		
	Benefits				20,160		
	Operations and Maintenance				50,000		
	Account Total	0	0	142,160	142,160	0	0
230400-12400	COLLEGE OF BUSINESS						
	Expense						
	Salaries - Faculty				12,854		
	Salaries - Non-Faculty				134,284		
	Wages				29,999		
	Benefits				44,080		
	Operations and Maintenance				77,646		
	Equipment (Capitalized)				4,335		
	Account Total	0	0	303,198	303,198	0	0
230400-12405	BUSINESS ACCOUNTING, FINANCE, & MIS						
	Expense						
	Salaries - Faculty				22,031		
	Wages				10,000		
	Benefits				7,169		
	Operations and Maintenance				52,720		
	Equipment (Capitalized)				34,000		
	Account Total	0	0	125,920	125,920	0	0

Printed on a Xerox 9700 Laser Printing System at the Computing Services Center / Texas A&M University

Form: URGB01 (02/05/85)

Account	Description	Beginning Balance	Revenues	Net Allocations	Expenditures	Increase (Decrease)	Ending Balance
230400-12440	BUSINESS MANAGEMENT & MARKETING						
	Expense						
	Salaries - Faculty				33,594		
	Wages				10,000		
	Benefits				10,406		
	Operations and Maintenance				54,000		
	Equipment (Capitalized)				34,000		
	Account Total	0	0	142,000	142,000	0	0
230600-12600	COLLEGE OF NURSING						
	Expense						
	Operations and Maintenance				123,550		
	Account Total	0	0	123,550	123,550	0	0
230600-12620	NURSING						
	Expense						
	Salaries - Non-Faculty				104,005		
	Wages				768		
	Benefits				28,788		
	Operations and Maintenance				312,783		
	Equipment (Capitalized)				94,502		
	Account Total	0	0	540,846	540,846	0	0
230700-12700	COLLEGE OF AGRUCULTURE AND HUMAN SC						
	Expense						
	Wages				5,000		
	Benefits				500		
	Operations and Maintenance				17,353		
	Account Total	0	0	22,853	22,853	0	0
230700-12715	AG NURITION & HUMAN ECOLOGY						
	Expense						
	Operations and Maintenance				10,800		
	Account Total	0	0	10,800	10,800	0	0
230800-12800	UNIVERSITY COLLEGE						
	Expense						
	Operations and Maintenance				19,474		
	Account Total	0	0	19,474	19,474	0	0
230800-12801	UNIVERSITY COLLEGE						
	Expense						
	Salaries - Faculty				14,448		
	Salaries - Non-Faculty				62,086		
	Benefits				21,430		
	Operations and Maintenance				11,270		
	Account Total	0	0	109,234	109,234	0	0

Printed on a Xerox 9700 Laser Printing System at the Computing Services Center / Texas A&M University

Form: URGB01 (02/05/85)

Account	Description	Beginning Balance	Revenues	Net Allocations	Expenditures	Increase (Decrease)	Ending Balance
230800-12802	UNIVERSITY COLLEGE NON-CREDIT BEARI						
	Expense						
	Salaries - Faculty				20,696		
	Salaries - Non-Faculty				111,062		
	Benefits				36,892		
	Operations and Maintenance				13,293		
	Account Total	0	0	181,943	181,943	0	0
230800-12803	UNIVERSITY COLLEGE CREDIT BEARING						
	Expense						
	Salaries - Faculty				38,000		
	Salaries - Non-Faculty				104,475		
	Benefits				39,342		
	Operations and Maintenance				6,604		
	Account Total	0	0	188,421	188,421	0	0
230900-12900	SCHOOL OF ARCHITECTURE						
	Expense						
	Salaries - Faculty				35,445		
	Salaries - Non-Faculty				16,000		
	Wages				11,321		
	Benefits				15,537		
	Operations and Maintenance				42,452		
	Account Total	0	0	120,755	120,755	0	0
230900-12903	ARCHITECTURE - ARCHITECTURE PROGRAM						
	Expense						
	Operations and Maintenance				25,000		
	Account Total	0	0	25,000	25,000	0	0
230900-12904	ARCHITECTURE - COMMUNITY DEVELOPMEN						
	Expense						
	Operations and Maintenance				25,000		
	Account Total	0	0	25,000	25,000	0	0
230900-12905	ARCHITECTURE - ART PROGRAM						
	Expense						
	Operations and Maintenance				25,000		
	Account Total	0	0	25,000	25,000	0	0
230900-12907	ARCHITECTURE - CONSTRUCTION SCIENCE						
	Expense						
	Operations and Maintenance				25,000		
	Account Total	0	0	25,000	25,000	0	0
230950-12950	JUVENILE - JUSTICE STUDIES						
	Expense						
	Operations and Maintenance				35,000		
	Account Total	0	0	35,000	35,000	0	0

Printed on a Xerox 9700 Laser Printing System at the Computing Services Center / Texas A&M University

Form: URGB01 (02/05/85)

Account	Description	Beginning Balance	Revenues	Net Allocations	Expenditures	Increase (Decrease)	Ending Balance
230950-12951	COLLEGE OF JUVENILE JUSTICE & PSYCH						
	Expense						
	Wages				20,000		
	Benefits				2,000		
	Operations and Maintenance				51,980		
	Account Total	0	0	73,980	73,980	0	0
230950-12955	JUVENILE - PSYCHOLOGY						
	Expense						
	Operations and Maintenance				35,000		
	Account Total	0	0	35,000	35,000	0	0
231000	UNIVERSITY SERVICES FEE						
	Revenue						
	Fees		21,799,095				
	Exemptions		1,438,095				
	Expense						
	Salaries - Faculty				10,027		
	Salaries - Non-Faculty				75,169		
	Benefits				23,855		
	Scholarships				1,237,000		
	Operations and Maintenance				1,653,545		
	Account Total	0	23,237,190	19,872,627-	2,999,596	364,967	364,967
231001	USF UNIVERSITY/PRESIDENTIAL PRIORIT						
	Expense						
	Salaries - Non-Faculty				530,973		
	Benefits				148,672		
	Account Total	0	0	679,645	679,645	0	0
231002-00000	USF COMPUTER ACCESS						
	Expense						
	Operations and Maintenance				264,894		
	Account Total	0	0	264,894	264,894	0	0
231002-00001	USF COMPUTER ACCESS ACADEMIC SUPPOR						
	Expense						
	Operations and Maintenance				8,500		
	Account Total	0	0	8,500	8,500	0	0
231002-00002	USF COMPUTER ACCESS ENTERPRISE APPL						
	Expense						
	Operations and Maintenance				641,765		
	Account Total	0	0	641,765	641,765	0	0
231002-00003	USF COMPUTER ACCESS NETWORK SERVICE						
	Expense						
	Operations and Maintenance				835,658		
	Account Total	0	0	835,658	835,658	0	0

Printed on a Xerox 9700 Laser Printing System at the Computing Services Center / Texas A&M University

Form: URGB01 (02/05/85)

Account	Description	Beginning Balance	Revenues	Net Allocations	Expenditures	Increase (Decrease)	Ending Balance
231002-00004	USF COMPUTER ACCESS ENTERPRISE						
	Expense						
	Operations and Maintenance				925,786		
	Account Total	0	0	925,786	925,786	0	0
231002-00005	USF COMPUTER ACCESS STUDENT SALARIE						
	Expense						
	Wages				300,000		
	Benefits				30,000		
	Account Total	0	0	330,000	330,000	0	0
231003	USF INTERNATIONAL EDUCATION						
	Expense						
	Scholarships				51,695		
	Account Total	0	0	51,695	51,695	0	0
231004	USF RECORDS PROCESSING						
	Expense						
	Salaries - Non-Faculty				185,386		
	Benefits				51,908		
	Operations and Maintenance				104,093		
	Account Total	0	0	341,387	341,387	0	0
231005	USF IDENTIFICATION CARD						
	Expense						
	Salaries - Non-Faculty				79,549		
	Benefits				21,979		
	Operations and Maintenance				1,824		
	Account Total	0	0	103,352	103,352	0	0
231007	USF STUDENT SERVICES						
	Expense						
	Wages				100,000		
	Benefits				1,000		
	Operations and Maintenance				595,535		
	Account Total	0	0	696,535	696,535	0	0
231008-00000	USF LIBRARY						
	Expense						
	Salaries - Non-Faculty				1,321,376		
	Wages				28,296		
	Benefits				365,651		
	Operations and Maintenance				1,733,746		
	Equipment (Capitalized)				23,592		
	Account Total	0	0	3,472,661	3,472,661	0	0

Printed on a Xerox 9700 Laser Printing System at the Computing Services Center / Texas A&M University

Form: URGB01 (02/05/85)

Account	Description	Beginning Balance	Revenues	Net Allocations	Expenditures	Increase (Decrease)	Ending Balance
231009-00000	USF INSTRUCTIONAL ENHANCEMENT FEE						
	Expense						
	Salaries - Non-Faculty				102,489		
	Benefits				77,658		
	Operations and Maintenance				295,563		
	Account Total	0	0	475,710	475,710	0	0
231010-00001	USF DISTANCE LEARNING FEE						
	Expense						
	Salaries - Non-Faculty				321,989		
	Benefits				90,157		
	Account Total	0	0	412,146	412,146	0	0
231010-00002	USF DISTANCE LEARNING TTVN COST						
	Expense						
	Operations and Maintenance				128,452		
	Account Total	0	0	128,452	128,452	0	0
231011	USF ONE-TIME ALLOCATION - VP AUXILI						
	Expense						
	Operations and Maintenance				19,737		
	Account Total	0	0	19,737	19,737	0	0
231013	USF ONE-TIME ALLOCATION - PROVOST						
	Expense						
	Operations and Maintenance				410,395		
	Account Total	0	0	410,395	410,395	0	0
231014	USF ONE-TIME ALLOCATION - VPIR						
	Expense						
	Operations and Maintenance				110,938		
	Account Total	0	0	110,938	110,938	0	0
231016	USF ONE-TIME ALLOCATION - VP ADMINI						
	Expense						
	Operations and Maintenance				2,301		
	Account Total	0	0	2,301	2,301	0	0
231105	DISABILITY SERVICES						
	Expense						
	Salaries - Non-Faculty				69,681		
	Benefits				19,295		
	Operations and Maintenance				15,000		
	Account Total	0	0	103,976	103,976	0	0

Printed on a Xerox 9700 Laser Printing System at the Computing Services Center / Texas A&M University

Form: URGB01 (02/05/85)

Account	Description	Beginning Balance	Revenues	Net Allocations	Expenditures	Increase (Decrease)	Ending Balance
231106	CULTURE SERIES						
	Expense						
	Salaries - Non-Faculty				51,629		
	Benefits				14,240		
	Operations and Maintenance				65,000		
	Account Total	0	0	130,869	130,869	0	0
231107	MARCHING BAND						
	Expense						
	Scholarships				150,000		
	Account Total	0	0	150,000	150,000	0	0
231108	CHEERLEADERS						
	Expense						
	Salaries - Non-Faculty				59,956		
	Benefits				16,701		
	Operations and Maintenance				49,640		
	Account Total	0	0	126,297	126,297	0	0
231109	STUDENT AFFAIRS						
	Expense						
	Salaries - Non-Faculty				49,419		
	Wages				10,000		
	Benefits				14,794		
	Operations and Maintenance				69,000		
	Account Total	0	0	143,213	143,213	0	0
231110	STUDENT ACTIVITIES						
	Expense						
	Salaries - Non-Faculty				199,791		
	Benefits				55,553		
	Operations and Maintenance				105,000		
	Account Total	0	0	360,344	360,344	0	0
231111	ALL FAITHS CHAPEL						
	Expense						
	Salaries - Non-Faculty				87,321		
	Benefits				23,658		
	Utilities				16,252		
	Operations and Maintenance				14,386		
	Account Total	0	0	141,617	141,617	0	0
231112	OFFICE OF STUDENT CONDUCT						
	Expense						
	Salaries - Non-Faculty				162,208		
	Benefits				44,597		
	Operations and Maintenance				32,000		
	Account Total	0	0	238,805	238,805	0	0

Printed on a Xerox 9700 Laser Printing System at the Computing Services Center / Texas A&M University

Form: URGB01 (02/05/85)

Account	Description	Beginning Balance	Revenues	Net Allocations	Expenditures	Increase (Decrease)	Ending Balance
231113-00000	COUNSELING SERVICES						
	Expense						
	Salaries - Non-Faculty				139,796		
	Benefits				38,712		
	Operations and Maintenance				74,845		
	Account Total	0	0	253,353	253,353	0	0
231114	VETERANS SERVICES						
	Expense						
	Salaries - Non-Faculty				56,066		
	Benefits				15,655		
	Operations and Maintenance				20,000		
	Account Total	0	0	91,721	91,721	0	0
231115	CAREER SERVICES						
	Expense						
	Salaries - Non-Faculty				41,709		
	Benefits				11,592		
	Operations and Maintenance				9,969		
	Account Total	0	0	63,270	63,270	0	0
240001	INDIRECT/OVERHEAD RECOVERY						
	Revenue						
	Contracts and Grant		600,000				
	Account Total	0	600,000	600,000-	0	0	0
241005-10000	IDC-FINANCIAL AID ALLOCATION						
	Revenue						
	Contracts and Grant		142,207				
	Expense						
	Salaries - Non-Faculty				98,000		
	Benefits				27,440		
	Operations and Maintenance				16,767		
	Account Total	0	142,207	0	142,207	0	0

Printed on a Xerox 9700 Laser Printing System at the Computing Services Center / Texas A&M University

Form: URGB01 (02/05/85)

Account	Description	Beginning Balance	Revenues	Net Allocations	Expenditures	Increase (Decrease)	Ending Balance
Designated Funds - Board Approved							
	Revenue						
	Tuition - Designate		38,027,432				
	Discounts and Allow		17,305,909-				
	Fees		24,299,663				
	Discounts and Allow		11,013,437-				
	Exemptions		3,251,385				
	Contracts and Grant		862,207				
	Student Financial A		91,182				
	Sales and Services		87,742				
	Investment Income		4,990,213				
	Other Operating Inc		12,100				
	Expense						
	Salaries - Faculty				880,136		
	Salaries - Non-Faculty				9,168,586		
	Wages				1,585,579		
	Benefits				2,704,705		
	Utilities				4,333,059		
	Scholarships				14,411,622		
	Scholarship Discounts				8,079,830-		
	Operations and Maintenance				26,521,637		
	Equipment (Capitalized)				195,619		
	Grand Total	250,000	43,302,578	10,198,098	51,721,113	1,779,563	2,029,563

Printed on a Xerox 9700 Laser Printing System at the Computing Services Center / Texas A&M University

Form: URGB01 (02/05/85)

Account	Description	Beginning Balance	Revenues	Net Allocations	Expenditures	Increase (Decrease)	Ending Balance
227100	UTILITY SYSTEM REVENUE FUND						
	Revenue						
	Sales and Services		2,406,860				
	Expense						
	Utilities				775,168		
	Operations and Maintenance				1,631,692		
	Account Total	0	2,406,860	0	2,406,860	0	0
227106	WATER TREATMENT PLANT						
	Revenue						
	Sales and Services		375,521				
	Expense						
	Utilities				9,600		
	Operations and Maintenance				365,921		
	Account Total	0	375,521	0	375,521	0	0
227107	WASTEWATER TREATMENT PLANT						
	Revenue						
	Sales and Services		772,781				
	Expense						
	Utilities				10,333		
	Operations and Maintenance				762,448		
	Account Total	0	772,781	0	772,781	0	0
227155	OUTSOURCED SERVICES						
	Revenue						
	Sales and Services		7,646,138				
	Expense						
	Operations and Maintenance				7,646,138		
	Account Total	0	7,646,138	0	7,646,138	0	0
227311	LUMP SUM RESERVE - LOCAL ACCOUNTS						
	Revenue						
	Sales and Services		108,250				
	Expense						
	Wages				100,000		
	Benefits				8,250		
	Account Total	0	108,250	0	108,250	0	0
227600	SURPLUS PROPERTY						
	Revenue						
	Sales and Services		1,442				
	Expense						
	Wages				300		
	Benefits				30		
	Operations and Maintenance				1,112		
	Account Total	0	1,442	0	1,442	0	0

Printed on a Xerox 9700 Laser Printing System at the Computing Services Center / Texas A&M University

Form: URGB01 (02/05/85)

Account	Description	Beginning Balance	Revenues	Net Allocations	Expenditures	Increase (Decrease)	Ending Balance
227701	CAMPUS MAIL SERVICES						
	Revenue						
	Sales and Services		125,000				
	Expense						
	Salaries - Non-Faculty				25,000		
	Benefits				7,000		
	Operations and Maintenance				93,000		
	Account Total	0	125,000	0	125,000	0	0
227710-00000	VOICE OVER IP						
	Revenue						
	Sales and Services		1,038,399				
	Expense						
	Salaries - Non-Faculty				159,064		
	Benefits				43,856		
	Operations and Maintenance				735,479		
	Equipment (Capitalized)				100,000		
	Account Total	0	1,038,399	0	1,038,399	0	0
227800-00000	TRANSPORTATION CENTER						
	Revenue						
	Sales and Services		370,000				
	Expense						
	Salaries - Non-Faculty				131,876		
	Benefits				36,666		
	Utilities				2,657		
	Operations and Maintenance				198,801		
	Account Total	0	370,000	0	370,000	0	0
227800-00002	TRANSPORTATION CENTER TEMP FUND						
	Expense						
	Salaries - Non-Faculty				30,896		
	Benefits				8,623		
	Operations and Maintenance				123		
	Account Total	0	0	39,642	39,642	0	0
271300	ADMINISTRATIVE OHCR						
	Revenue						
	Sales and Services		3,529,264				
	Expense						
	Operations and Maintenance				126,122		
	Account Total	0	3,529,264	3,403,142-	126,122	0	0

Printed on a Xerox 9700 Laser Printing System at the Computing Services Center / Texas A&M University

Form: URGB01 (02/05/85)

Account	Description	Beginning Balance	Revenues	Net Allocations	Expenditures	Increase (Decrease)	Ending Balance
271301	BUSINESS AFFAIRS						
	Expense						
	Salaries - Non-Faculty				150,000		
	Wages				25,000		
	Benefits				44,500		
	Operations and Maintenance				185,629		
	Account Total	0	0	405,129	405,129	0	0
271302	FINANCIAL MANAGEMENT SERVICES						
	Expense						
	Salaries - Non-Faculty				450,681		
	Wages				1,000		
	Benefits				125,098		
	Operations and Maintenance				101,311		
	Account Total	0	0	678,090	678,090	0	0
271304	PAYROLL SERVICES						
	Expense						
	Salaries - Non-Faculty				225,793		
	Wages				1,200		
	Benefits				63,126		
	Operations and Maintenance				19,801		
	Account Total	0	0	309,920	309,920	0	0
271305	HUMAN RESOURCES						
	Expense						
	Salaries - Non-Faculty				178,070		
	Benefits				49,689		
	Operations and Maintenance				132,619		
	Account Total	0	0	360,378	360,378	0	0
271306	CAMPUS PLANNING						
	Expense						
	Salaries - Non-Faculty				259,616		
	Benefits				71,650		
	Operations and Maintenance				20,773		
	Account Total	0	0	352,039	352,039	0	0
271307	INFORMATION RESOURCE						
	Expense						
	Salaries - Non-Faculty				47,458		
	Wages				13,175		
	Account Total	0	0	60,633	60,633	0	0
271312	UNIVERSITY ASSESSMENTS						
	Expense						
	Salaries - Non-Faculty				1,197,311		
	Account Total	0	0	1,197,311	1,197,311	0	0

Printed on a Xerox 9700 Laser Printing System at the Computing Services Center / Texas A&M University

Form: URGB01 (02/05/85)

Account	Description	Beginning Balance	Revenues	Net Allocations	Expenditures	Increase (Decrease)	Ending Balance
Designated Service Departments - Board Approved							
	Revenue						
	Sales and Services		16,373,655				
	Expense						
	Salaries - Non-Faculty				2,855,765		
	Wages				140,675		
	Benefits				458,488		
	Utilities				797,758		
	Operations and Maintenance				12,020,969		
	Equipment (Capitalized)				100,000		
	Grand Total	0	16,373,655	0	16,373,655	0	0

Printed on a Xerox 9700 Laser Printing System at the Computing Services Center / Texas A&M University

Form: URGB01 (02/05/85)

Account	Description	Beginning Balance	Revenues	Net Allocations	Expenditures	Increase (Decrease)	Ending Balance
330002	AFR AUXILIARY - S/L ACCOUNT						
	Revenue						
	Discounts and Allow		3,888,841-				
	Discounts and Allow		5,201,695-				
	Expense						
	Scholarship Discounts				2,045,963-		
	Account Total	0	9,090,536-	7,044,573	2,045,963-	0	0
330100	USF TRANSPORTATION						
	Expense						
	Salaries - Non-Faculty				268,347		
	Benefits				74,432		
	Operations and Maintenance				119,266		
	Account Total	0	0	462,045	462,045	0	0
330200-00002	USF SPORTS COMPLEX - PROJECTS						
	Expense						
	Operations and Maintenance				95,000		
	Account Total	0	0	95,000	95,000	0	0
330200-00003	USF SPORTS COMPLEX - FACILITIES						
	Expense						
	Salaries - Non-Faculty				70,580		
	Benefits				19,658		
	Utilities				119,792		
	Operations and Maintenance				534,813		
	Account Total	0	0	744,843	744,843	0	0
330200-00005	USF SPORTS COMPLEX - STADIUM (DEBT)						
	Expense						
	Operations and Maintenance				282,303		
	Account Total	0	0	282,303	282,303	0	0
330515	AUXILIARY RETIREES						
	Expense						
	Operations and Maintenance				228,639		
	Account Total	0	0	228,639	228,639	0	0
331000	ATHLETICS ADMINISTRATION						
	Revenue						
	Sales and Services		373,263				
	Expense						
	Salaries - Non-Faculty				775,163		
	Wages				20,157		
	Benefits				216,221		
	Operations and Maintenance				293,193		
	Account Total	0	373,263	950,134	1,304,734	18,663	18,663

Printed on a Xerox 9700 Laser Printing System at the Computing Services Center / Texas A&M University

Form: URGB01 (02/05/85)

Account	Description	Beginning Balance	Revenues	Net Allocations	Expenditures	Increase (Decrease)	Ending Balance
331002	ATHLETICS FACILITIES						
	Expense						
	Utilities				24,529		
	Operations and Maintenance				51,883		
	Account Total	0	0	76,412	76,412	0	0
331005	ATHLETIC SCHOLARSHIPS						
	Expense						
	Scholarships				50,000		
	Account Total	0	0	50,000	50,000	0	0
331006	SPORTS MEDICINE						
	Expense						
	Salaries - Non-Faculty				214,264		
	Wages				1,000		
	Benefits				59,824		
	Scholarships				50,000		
	Operations and Maintenance				95,153		
	Account Total	0	0	420,241	420,241	0	0
331007	SPORTS INFORMATION DEVELOPMENT(SID)						
	Expense						
	Salaries - Non-Faculty				118,020		
	Wages				1,000		
	Benefits				33,142		
	Operations and Maintenance				74,050		
	Account Total	0	0	226,212	226,212	0	0
331008	ATHLETICS INSURANCE ACCOUNT						
	Expense						
	Operations and Maintenance				326,382		
	Account Total	0	0	326,382	326,382	0	0
331010	BASEBALL						
	Revenue						
	Sales and Services		15,000				
	Expense						
	Salaries - Non-Faculty				145,741		
	Wages				1,200		
	Benefits				40,434		
	Scholarships				180,000		
	Operations and Maintenance				199,180		
	Account Total	0	15,000	552,305	566,555	750	750

Printed on a Xerox 9700 Laser Printing System at the Computing Services Center / Texas A&M University

Form: URGB01 (02/05/85)

Account	Description	Beginning Balance	Revenues	Net Allocations	Expenditures	Increase (Decrease)	Ending Balance
331011	SOFTBALL - WOMEN						
	Revenue						
	Sales and Services		5,000				
	Expense						
	Salaries - Non-Faculty				62,160		
	Wages				10,000		
	Benefits				18,016		
	Scholarships				175,000		
	Operations and Maintenance				165,300		
	Account Total	0	5,000	425,726	430,476	250	250
331012	WOMEN'S BOWLING						
	Revenue						
	Sales and Services		4,500				
	Expense						
	Salaries - Non-Faculty				75,894		
	Wages				1,000		
	Benefits				20,976		
	Scholarships				90,000		
	Operations and Maintenance				74,552		
	Account Total	0	4,500	258,147	262,422	225	225
331013	WOMEN'S SOCCER						
	Revenue						
	Sales and Services		4,000				
	Expense						
	Salaries - Non-Faculty				74,774		
	Wages				1,000		
	Benefits				20,864		
	Scholarships				150,000		
	Operations and Maintenance				109,700		
	Account Total	0	4,000	352,538	356,338	200	200
331015	BASKETBALL - MEN						
	Revenue						
	Sales and Services		613,000				
	Expense						
	Salaries - Non-Faculty				326,681		
	Wages				3,000		
	Benefits				91,540		
	Scholarships				298,706		
	Operations and Maintenance				386,779		
	Account Total	0	613,000	524,056	1,106,706	30,350	30,350

Printed on a Xerox 9700 Laser Printing System at the Computing Services Center / Texas A&M University

Form: URGB01 (02/05/85)

Account	Description	Beginning Balance	Revenues	Net Allocations	Expenditures	Increase (Decrease)	Ending Balance
331020	ATHL. WOMEN'S BASKETBALL						
	Revenue						
	Sales and Services		112,000				
	Expense						
	Salaries - Non-Faculty				298,105		
	Wages				3,000		
	Benefits				83,525		
	Scholarships				341,481		
	Operations and Maintenance				255,860		
	Account Total	0	112,000	875,321	981,971	5,350	5,350
331025	FOOTBALL						
	Revenue						
	Sales and Services		1,775,000				
	Expense						
	Salaries - Non-Faculty				986,087		
	Wages				13,264		
	Benefits				276,818		
	Scholarships				1,388,751		
	Operations and Maintenance				525,096		
	Account Total	0	1,775,000	1,503,766	3,190,016	88,750	88,750
331030	GOLF						
	Revenue						
	Sales and Services		6,000				
	Expense						
	Salaries - Non-Faculty				70,893		
	Wages				1,000		
	Benefits				19,946		
	Scholarships				120,000		
	Operations and Maintenance				74,800		
	Account Total	0	6,000	280,939	286,639	300	300
331035	TENNIS						
	Expense						
	Salaries - Non-Faculty				42,220		
	Wages				1,000		
	Benefits				11,882		
	Scholarships				165,000		
	Operations and Maintenance				102,000		
	Account Total	0	0	322,102	322,102	0	0

Printed on a Xerox 9700 Laser Printing System at the Computing Services Center / Texas A&M University

Form: URGB01 (02/05/85)

Account	Description	Beginning Balance	Revenues	Net Allocations	Expenditures	Increase (Decrease)	Ending Balance
331040	TRACK - MEN						
	Expense						
	Salaries - Non-Faculty				73,021		
	Wages				3,500		
	Benefits				20,432		
	Scholarships				160,000		
	Operations and Maintenance				135,470		
	Account Total	0	0	392,423	392,423	0	0
331045	TRACK - WOMEN						
	Expense						
	Salaries - Non-Faculty				101,444		
	Wages				8,500		
	Benefits				28,995		
	Scholarships				250,000		
	Operations and Maintenance				105,500		
	Account Total	0	0	494,439	494,439	0	0
331050	VOLLEYBALL - WOMEN						
	Expense						
	Salaries - Non-Faculty				84,113		
	Wages				1,000		
	Benefits				23,511		
	Scholarships				180,000		
	Operations and Maintenance				90,100		
	Account Total	0	0	378,724	378,724	0	0
331091-00000	RECREATIONAL SPORTS FEE						
	Revenue						
	Fees		3,126,761				
	Exemptions		204,100				
	Expense						
	Scholarships				204,100		
	Operations and Maintenance				327,624		
	Account Total	0	3,330,861	2,799,137-	531,724	0	0
331091-00001	RECREATIONAL SPORTS FEE - FACILITIE						
	Expense						
	Utilities				375,810		
	Operations and Maintenance				207,353		
	Account Total	0	0	583,163	583,163	0	0
331091-00002	RECREATIONAL SPORTS FEE INTRAMURALS						
	Expense						
	Salaries - Non-Faculty				452,546		
	Benefits				126,713		
	Operations and Maintenance				47,489		
	Account Total	0	0	626,748	626,748	0	0

Printed on a Xerox 9700 Laser Printing System at the Computing Services Center / Texas A&M University

Form: URGB01 (02/05/85)

Account	Description	Beginning Balance	Revenues	Net Allocations	Expenditures	Increase (Decrease)	Ending Balance
331091-00004	RECREATIONAL SPORTS FEE - TMC						
	Expense						
	Operations and Maintenance				23,990		
	Account Total	0	0	23,990	23,990	0	0
331091-00005	RECREATIONAL SPORTS FEE - NWHC						
	Expense						
	Salaries - Non-Faculty				6,960		
	Benefits				1,949		
	Operations and Maintenance				6,091		
	Account Total	0	0	15,000	15,000	0	0
331099	ATHLETICS FEE						
	Revenue						
	Fees		3,007,635				
	Exemptions		201,493				
	Expense						
	Scholarships				201,493		
	Account Total	0	3,209,128	3,007,635-	201,493	0	0
331500-00000	AUXILIARY - ADMINISTRATION						
	Revenue						
	Sales and Services		89,015				
	Other Operating Inc		24,695				
	Expense						
	Salaries - Non-Faculty				297,481		
	Benefits				82,379		
	Operations and Maintenance				313,000		
	Account Total	0	113,710	579,150	692,860	0	0
331510	UNIVERSITY POLICE						
	Revenue						
	Sales and Services		130,000				
	Other Operating Inc		67,924				
	Expense						
	Salaries - Non-Faculty				56,745		
	Wages				72,353		
	Benefits				23,124		
	Operations and Maintenance				83,862		
	Account Total	0	197,924	38,160	236,084	0	0
331511	PUBLIC SAFETY-ACC						
	Revenue						
	Sales and Services		192,958				
	Expense						
	Operations and Maintenance				192,958		
	Account Total	0	192,958	0	192,958	0	0

Printed on a Xerox 9700 Laser Printing System at the Computing Services Center / Texas A&M University

Form: URGB01 (02/05/85)

Account	Description	Beginning Balance	Revenues	Net Allocations	Expenditures	Increase (Decrease)	Ending Balance
332000	M.S.C. FACILITY						
	Revenue						
	Sales and Services		893,879				
	Expense						
	Salaries - Non-Faculty				374,935		
	Wages				4,299		
	Benefits				104,551		
	Utilities				45,100		
	Operations and Maintenance				263,244		
	Account Total	0	893,879	101,750-	792,129	0	0
332064	HEALTH CENTER FEE ACCOUNT						
	Revenue						
	Fees		516,307				
	Exemptions		35,000				
	Expense						
	Salaries - Non-Faculty				64,562		
	Benefits				18,044		
	Scholarships				35,000		
	Operations and Maintenance				433,701		
	Account Total	0	551,307	0	551,307	0	0
332065-00000	HEALTH SERVICES						
	Revenue						
	Fees		1,295,555				
	Exemptions		85,105				
	Sales and Services		93,000				
	Expense						
	Salaries - Non-Faculty				873,104		
	Wages				10,000		
	Benefits				241,588		
	Utilities				47,960		
	Scholarships				70,000		
	Operations and Maintenance				227,258		
	Account Total	0	1,473,660	3,750-	1,469,910	0	0
332101	VENDING REVENUE						
	Revenue						
	Sales and Services		30,000				
	Expense						
	Operations and Maintenance				13,000		
	Account Total	0	30,000	17,000-	13,000	0	0
332110	PRESIDENT'S OFFICE CONCESSIONS						
	Expense						
	Operations and Maintenance				17,000		
	Account Total	0	0	17,000	17,000	0	0

Printed on a Xerox 9700 Laser Printing System at the Computing Services Center / Texas A&M University

Form: URGB01 (02/05/85)

Account	Description	Beginning Balance	Revenues	Net Allocations	Expenditures	Increase (Decrease)	Ending Balance
332144	INTRAMURAL SPORTS SALES						
	Revenue						
	Sales and Services		56,320				
	Expense						
	Salaries - Non-Faculty				42,035		
	Benefits				11,770		
	Operations and Maintenance				2,515		
	Account Total	0	56,320	0	56,320	0	0
332201	MSC FACILITY FEE ACCOUNT						
	Revenue						
	Fees		703,824				
	Exemptions		50,400				
	Expense						
	Utilities				444,553		
	Scholarships				35,000		
	Operations and Maintenance				357,671		
	Account Total	0	754,224	83,000	837,224	0	0
333230-00000	ADMIN OVERHEAD RECOVERY						
	Revenue						
	Sales and Services		1,273,492				
	Expense						
	Salaries - Non-Faculty				12,293		
	Benefits				14,120		
	Operations and Maintenance				202,253		
	Account Total	0	1,273,492	1,044,826-	228,666	0	0
333233	PROCUREMENT & DISBURSEMENT OHCR						
	Expense						
	Salaries - Non-Faculty				548,651		
	Wages				1,000		
	Benefits				151,739		
	Operations and Maintenance				114,797		
	Account Total	0	0	816,187	816,187	0	0
333500	LAUNDRY						
	Revenue						
	Sales and Services		605,202				
	Expense						
	Salaries - Non-Faculty				152,706		
	Wages				12,500		
	Benefits				42,928		
	Utilities				34,609		
	Operations and Maintenance				414,959		
	Account Total	0	605,202	52,500	657,702	0	0

Printed on a Xerox 9700 Laser Printing System at the Computing Services Center / Texas A&M University

Form: URGB01 (02/05/85)

Account	Description	Beginning Balance	Revenues	Net Allocations	Expenditures	Increase (Decrease)	Ending Balance
334011	PRIVATIZED HOUSING						
	Revenue						
	Sales and Services		1,768,000				
	Expense						
	Operations and Maintenance				825,000		
	Account Total	0	1,768,000	0	825,000	943,000	943,000
334020	OFF-CAMPUS HOUSING ACCOUNT						
	Revenue						
	Sales and Services		750,000				
	Expense						
	Operations and Maintenance				750,000		
	Account Total	0	750,000	0	750,000	0	0
334060-00000	CAMPUS DINING						
	Revenue						
	Sales and Services		11,955,744				
	Expense						
	Salaries - Non-Faculty				228,703		
	Wages				13,500		
	Benefits				64,199		
	Operations and Maintenance				10,566,132		
	Equipment (Capitalized)				100,000		
	Account Total	0	11,955,744	983,210-	10,972,534	0	0
334062	PANTHER BUCKS						
	Revenue						
	Sales and Services		700,000				
	Expense						
	Operations and Maintenance				700,000		
	Account Total	0	700,000	0	700,000	0	0
334063	PARKING MANAGEMENT						
	Revenue						
	Sales and Services		725,000				
	Other Operating Inc		200,000				
	Expense						
	Salaries - Non-Faculty				289,408		
	Wages				25,000		
	Benefits				118,336		
	Utilities				6,550		
	Scholarships				500		
	Operations and Maintenance				259,406		
	Equipment (Capitalized)				180,800		
	Account Total	0	925,000	45,000-	880,000	0	0

Printed on a Xerox 9700 Laser Printing System at the Computing Services Center / Texas A&M University

Form: URGB01 (02/05/85)

Account	Description	Beginning Balance	Revenues	Net Allocations	Expenditures	Increase (Decrease)	Ending Balance
334064	PARKING GARAGE NURSING CENTER						
	Revenue						
	Sales and Services		1,438,664				
	Expense						
	Operations and Maintenance				587,802		
	Account Total	0	1,438,664	850,862-	587,802	0	0
334065	SHUTTLE SERVICE						
	Revenue						
	Sales and Services		67,200				
	Expense						
	Operations and Maintenance				65,900		
	Account Total	0	67,200	1,300-	65,900	0	0
334200	RETAIL CENTER OPERATIONS						
	Revenue						
	Sales and Services		67,200				
	Expense						
	Salaries - Non-Faculty				36,216		
	Benefits				10,011		
	Utilities				212,656		
	Operations and Maintenance				190,517		
	Account Total	0	67,200	382,200	449,400	0	0

Printed on a Xerox 9700 Laser Printing System at the Computing Services Center / Texas A&M University

Form: URGB01 (02/05/85)

Account	Description	Beginning Balance	Revenues	Net Allocations	Expenditures	Increase (Decrease)	Ending Balance
Auxiliary Enterprises - Board Approved							
	Revenue						
	Fees		8,650,082				
	Discounts and Allow		3,888,841-				
	Exemptions		576,098				
	Sales and Services		23,743,437				
	Discounts and Allow		5,201,695-				
	Other Operating Inc		292,619				
	Expense						
	Salaries - Non-Faculty				7,223,852		
	Wages				208,273		
	Benefits				2,071,667		
	Utilities				1,311,559		
	Scholarships				4,145,031		
	Scholarship Discounts				2,045,963-		
	Operations and Maintenance				21,518,541		
	Equipment (Capitalized)				280,800		
	Grand Total	0	24,171,700	11,629,898	34,713,760	1,087,838	1,087,838

Printed on a Xerox 9700 Laser Printing System at the Computing Services Center / Texas A&M University

Form: URGB01 (02/05/85)

Account	Description	Beginning Balance	Revenues	Net Allocations	Expenditures	Increase (Decrease)	Ending Balance

****
* *
* BLANK PAGE *
* *
****

Printed on a Xerox 9700 Laser Printing System at the Computing Services Center / Texas A&M University

Form: URGB01 (02/05/85)

Account	Description	Beginning Balance	Revenues	Net Allocations	Expenditures	Increase (Decrease)	Ending Balance
414808-00000	HBCU TITLE III FY 17-18						
	Revenue						
	Contracts and Grant		59,267				
	Account Total	0	59,267	59,267-	0	0	0
414808-00001	HBCU TITLE ACTIVITY 1 PROJECT ADMIN						
	Expense						
	Salaries - Non-Faculty				40,286		
	Benefits				10,996		
	Account Total	0	0	51,282	51,282	0	0
414808-04001	HBCU ACTIVITY 5 GLOBAL VIEW						
	Expense						
	Salaries - Non-Faculty				6,238		
	Benefits				1,747		
	Account Total	0	0	7,985	7,985	0	0
414809-00000	HBCU TITLE III FY 18-19						
	Revenue						
	Contracts and Grant		955,771				
	Account Total	0	955,771	955,771-	0	0	0
414809-00001	HBCU ACTIVITY 1						
	Expense						
	Salaries - Non-Faculty				448,063		
	Benefits				122,593		
	Operations and Maintenance				45,201		
	Account Total	0	0	615,857	615,857	0	0
414809-04001	HBCU TITLE III FY 18-19 ACTIVITY 5						
	Expense						
	Salaries - Non-Faculty				68,623		
	Benefits				19,214		
	Account Total	0	0	87,837	87,837	0	0
414809-08001	HBCU TITLE III FY 18-19 ACTIVITY 7						
	Expense						
	Salaries - Non-Faculty				196,935		
	Benefits				55,142		
	Account Total	0	0	252,077	252,077	0	0
415277-00000	HBCU PROGRAM FY 17-18						
	Revenue						
	Contracts and Grant		1,471				
	Account Total	0	1,471	1,471-	0	0	0

Printed on a Xerox 9700 Laser Printing System at the Computing Services Center / Texas A&M University

Form: URGB01 (02/05/85)

Account	Description	Beginning Balance	Revenues	Net Allocations	Expenditures	Increase (Decrease)	Ending Balance
415277-00001	HBCI PROGRAM FY 17-18						
	Expense						
	Salaries - Non-Faculty				1,149		
	Benefits				322		
	Account Total	0	0	1,471	1,471	0	0
415278-00000	HBGI PROGRAM FY18-19						
	Revenue						
	Contracts and Grant		16,192				
	Account Total	0	16,192	16,192-	0	0	0
415278-00001	HBGI PROGRAM FY18-19 ACTIVITY 1						
	Expense						
	Salaries - Non-Faculty				12,650		
	Benefits				3,542		
	Account Total	0	0	16,192	16,192	0	0
415817-00000	TITLE III SAFRA FY 17-18						
	Revenue						
	Contracts and Grant		2,741				
	Account Total	0	2,741	2,741-	0	0	0
415817-00001	HBCU FY 17-18 SAFRA PROJECT ADMIN.						
	Expense						
	Salaries - Non-Faculty				2,167		
	Benefits				574		
	Account Total	0	0	2,741	2,741	0	0
415818-00000	TITLE III SAFRA FY18-19						
	Revenue						
	Contracts and Grant		30,230				
	Account Total	0	30,230	30,230-	0	0	0
415818-00001	HBCU FY18-19 SAFRA PROJECT ADMIN						
	Expense						
	Salaries - Non-Faculty				23,905		
	Benefits				6,325		
	Account Total	0	0	30,230	30,230	0	0
440002	AFR RESTRICTED - TUITION DISCOUNT.						
	Expense						
	Scholarship Discounts				27,565,764-		
	Account Total	0	0	27,565,764-	27,565,764-	0	0

Printed on a Xerox 9700 Laser Printing System at the Computing Services Center / Texas A&M University

Form: URGB01 (02/05/85)

Account	Description	Beginning Balance	Revenues	Net Allocations	Expenditures	Increase (Decrease)	Ending Balance
480106	FEDERAL SEOG 2018-2019						
	Revenue						
	Student Financial A		1,621,641				
	Expense						
	Scholarships				1,621,641		
	Account Total	0	1,621,641	0	1,621,641	0	0
480206	FEDERAL CWS 2018-2019						
	Revenue						
	Student Financial A		1,446,422				
	Expense						
	Wages				1,446,422		
	Account Total	0	1,446,422	0	1,446,422	0	0
480506-00000	TEXAS GRANT 2018-2019						
	Revenue						
	Student Financial A		9,292,749				
	Account Total	0	9,292,749	9,292,749-	0	0	0
480506-00001	TEXAS GRANT INITIAL 2018-2019						
	Expense						
	Scholarships				4,985,921		
	Account Total	0	0	4,985,921	4,985,921	0	0
480506-01001	TEXAS GRANT RENEWAL 2018-2019						
	Expense						
	Scholarships				4,306,828		
	Account Total	0	0	4,306,828	4,306,828	0	0
482104-00000	EVANS ALLEN FY 2018						
	Revenue						
	Federal Appropriati		1,681,653				
	Account Total	0	1,681,653	1,681,653-	0	0	0
482104-00001	CARC ADMINISTRATION FY18						
	Expense						
	Salaries - Non-Faculty				119,676		
	Benefits				33,247		
	Operations and Maintenance				350,001		
	Account Total	0	0	502,924	502,924	0	0
482104-00099	CARC FACILITIES SUPPORT FY18						
	Expense						
	Utilities				28,476		
	Operations and Maintenance				683,059		
	Account Total	0	0	711,535	711,535	0	0

Printed on a Xerox 9700 Laser Printing System at the Computing Services Center / Texas A&M University

Form: URGB01 (02/05/85)

Account	Description	Beginning Balance	Revenues	Net Allocations	Expenditures	Increase (Decrease)	Ending Balance
482104-00101	CARC MARK COMM PLANN & IT FY18						
	Expense						
	Salaries - Non-Faculty				17,821		
	Benefits				4,990		
	Account Total	0	0	22,811	22,811	0	0
482104-00201	CARC ANIMAL SYSTEMS RESEARCH FY18						
	Expense						
	Salaries - Non-Faculty				60,586		
	Benefits				16,665		
	Account Total	0	0	77,251	77,251	0	0
482104-00301	CARC INTN' GOAT RESEARCH FY18						
	Expense						
	Salaries - Non-Faculty				27,954		
	Benefits				7,705		
	Account Total	0	0	35,659	35,659	0	0
482104-00401	CARC						
	Expense						
	Salaries - Non-Faculty				7,846		
	Benefits				2,002		
	Account Total	0	0	9,848	9,848	0	0
482104-00501	CARC FOOD SYSTEMS FY18						
	Expense						
	Salaries - Non-Faculty				54,725		
	Benefits				15,151		
	Account Total	0	0	69,876	69,876	0	0
482104-00601	CARC PLANT SYSTEMS FY 18						
	Expense						
	Salaries - Non-Faculty				78,755		
	Benefits				21,989		
	Account Total	0	0	100,744	100,744	0	0
482104-00701	CARC NATURAL RES & ENVIRON. FY18						
	Expense						
	Salaries - Non-Faculty				47,942		
	Benefits				13,327		
	Account Total	0	0	61,269	61,269	0	0
482104-00801	FARM						
	Expense						
	Salaries - Non-Faculty				30,042		
	Benefits				8,376		
	Account Total	0	0	38,418	38,418	0	0

Printed on a Xerox 9700 Laser Printing System at the Computing Services Center / Texas A&M University

Form: URGB01 (02/05/85)

Account	Description	Beginning Balance	Revenues	Net Allocations	Expenditures	Increase (Decrease)	Ending Balance
482104-01001	CARC SOCIAL SYS & ALLIED RES FY18						
	Expense						
	Salaries - Non-Faculty				40,112		
	Benefits				11,206		
	Account Total	0	0	51,318	51,318	0	0
482105-00000	EVANS ALLEN FY 2019						
	Revenue						
	Federal Appropriati		5,170,651				
	Account Total	0	5,170,651	5,170,651-	0	0	0
482105-00001	CARC ADMINISTRATION FY19						
	Expense						
	Salaries - Non-Faculty				886,783		
	Benefits				247,628		
	Operations and Maintenance				80,870		
	Account Total	0	0	1,215,281	1,215,281	0	0
482105-00099	CARC FACILITIES SUPPORT FY19						
	Expense						
	Utilities				311,279		
	Operations and Maintenance				417,764		
	Account Total	0	0	729,043	729,043	0	0
482105-00101	CARC MARKET, COMM, PLAN, IT FY 19						
	Expense						
	Salaries - Non-Faculty				193,344		
	Benefits				54,136		
	Account Total	0	0	247,480	247,480	0	0
482105-00201	CARC ANIMAL SYSTEM RESEARCH FY19						
	Expense						
	Salaries - Non-Faculty				383,332		
	Benefits				107,333		
	Account Total	0	0	490,665	490,665	0	0
482105-00301	CARC INTN GOAT CENTER FY19						
	Expense						
	Salaries - Non-Faculty				250,756		
	Benefits				67,724		
	Account Total	0	0	318,480	318,480	0	0
482105-00401	CARC POULTRY CENTER FY19						
	Expense						
	Salaries - Non-Faculty				51,373		
	Benefits				14,383		
	Account Total	0	0	65,756	65,756	0	0

Printed on a Xerox 9700 Laser Printing System at the Computing Services Center / Texas A&M University

Form: URGB01 (02/05/85)

Account	Description	Beginning Balance	Revenues	Net Allocations	Expenditures	Increase (Decrease)	Ending Balance
482105-00501	CARC FOOD SYSTEMS RESEARCH FY19						
	Expense						
	Salaries - Non-Faculty				292,504		
	Benefits				81,768		
	Account Total	0	0	374,272	374,272	0	0
482105-00601	CARC PLANT SYSTEMS FY19						
	Expense						
	Salaries - Non-Faculty				549,589		
	Benefits				153,788		
	Account Total	0	0	703,377	703,377	0	0
482105-00701	CARC NATURAL RESRC & ENVIR FY19						
	Expense						
	Salaries - Non-Faculty				246,235		
	Benefits				68,837		
	Account Total	0	0	315,072	315,072	0	0
482105-00801	CARC FARM OPERATIONS FY19						
	Expense						
	Salaries - Non-Faculty				194,984		
	Benefits				54,596		
	Account Total	0	0	249,580	249,580	0	0
482105-01001	CARC SOC SYS & ALLIED RES FY19						
	Expense						
	Salaries - Non-Faculty				360,660		
	Benefits				100,985		
	Account Total	0	0	461,645	461,645	0	0
482204-00000	COOPERATIVE EXTENSION FY18						
	Revenue						
	Federal Appropriati		1,495,423				
	Account Total	0	1,495,423	1,495,423-	0	0	0
482204-18001	ADMIN						
	Expense						
	Salaries - Non-Faculty				94,474		
	Benefits				26,017		
	Operations and Maintenance				47,578		
	Account Total	0	0	168,069	168,069	0	0
482204-18099	CEP FACILITIES SUPPORT FY18						
	Expense						
	Utilities				7,305		
	Operations and Maintenance				21,395		
	Account Total	0	0	28,700	28,700	0	0

Printed on a Xerox 9700 Laser Printing System at the Computing Services Center / Texas A&M University

Form: URGB01 (02/05/85)

Account	Description	Beginning Balance	Revenues	Net Allocations	Expenditures	Increase (Decrease)	Ending Balance
482204-18101	CEP MARKETING COMM FY18						
	Expense						
	Salaries - Non-Faculty				16,482		
	Benefits				3,884		
	Account Total	0	0	20,366	20,366	0	0
482204-18201	CEP FAMILY & CONSUMER SCI. FY18						
	Expense						
	Salaries - Non-Faculty				147,425		
	Benefits				40,876		
	Account Total	0	0	188,301	188,301	0	0
482204-18301	CEP AGRI & NATURAL RESOURCE FY18						
	Expense						
	Salaries - Non-Faculty				75,661		
	Benefits				20,854		
	Account Total	0	0	96,515	96,515	0	0
482204-18401	CEP 4H & YOUTH DEV FY18						
	Expense						
	Salaries - Non-Faculty				97,767		
	Benefits				27,083		
	Account Total	0	0	124,850	124,850	0	0
482204-18501	CEP COMMUNITY & ECON DEV FY18						
	Expense						
	Salaries - Non-Faculty				52,403		
	Benefits				14,673		
	Account Total	0	0	67,076	67,076	0	0
482204-19001	CEP ADMINISTRATION FY18 CF						
	Expense						
	Salaries - Non-Faculty				56,510		
	Benefits				15,823		
	Operations and Maintenance				140,613		
	Account Total	0	0	212,946	212,946	0	0
482204-19101	CEP MARKETING COMM FY18 CF						
	Expense						
	Operations and Maintenance				50,000		
	Account Total	0	0	50,000	50,000	0	0
482204-19201	CEP FAMILY & CONSUMER SCI FY18 CF						
	Expense						
	Salaries - Non-Faculty				86,654		
	Benefits				24,263		
	Operations and Maintenance				50,000		
	Account Total	0	0	160,917	160,917	0	0

Printed on a Xerox 9700 Laser Printing System at the Computing Services Center / Texas A&M University

Form: URGB01 (02/05/85)

Account	Description	Beginning Balance	Revenues	Net Allocations	Expenditures	Increase (Decrease)	Ending Balance
482204-19301	CEP AGRI & NATURAL RESOURCE FY18 CF						
	Expense						
	Salaries - Non-Faculty				34,292		
	Benefits				9,602		
	Operations and Maintenance				50,000		
	Account Total	0	0	93,894	93,894	0	0
482204-19401	CEP 4H & YOUTH DEVELOPMENT FY18 CF						
	Expense						
	Salaries - Non-Faculty				143,585		
	Benefits				40,204		
	Operations and Maintenance				50,000		
	Account Total	0	0	233,789	233,789	0	0
482204-19501	CEP COMMUNITY & ECON DEV FY18 CF						
	Expense						
	Operations and Maintenance				50,000		
	Account Total	0	0	50,000	50,000	0	0
482205-00000	COOPERATIVE EXTENSION FY19						
	Revenue						
	Federal Appropriati		4,462,126				
	Account Total	0	4,462,126	4,462,126-	0	0	0
482205-19001	CEP ADMIN FY19						
	Expense						
	Salaries - Non-Faculty				506,269		
	Benefits				139,892		
	Operations and Maintenance				165,557		
	Account Total	0	0	811,718	811,718	0	0
482205-19099	CEP FACILITIES SUPPORT FY19						
	Expense						
	Utilities				100,300		
	Operations and Maintenance				281,555		
	Account Total	0	0	381,855	381,855	0	0
482205-19101	CEP MRKT COMM PLAN & IT FY19						
	Expense						
	Salaries - Non-Faculty				46,496		
	Benefits				13,019		
	Account Total	0	0	59,515	59,515	0	0
482205-19201	CEP FAMILY & CONSUMER SCI FY19						
	Expense						
	Salaries - Non-Faculty				900,216		
	Benefits				250,342		
	Account Total	0	0	1,150,558	1,150,558	0	0

Printed on a Xerox 9700 Laser Printing System at the Computing Services Center / Texas A&M University

Form: URGB01 (02/05/85)

Account	Description	Beginning Balance	Revenues	Net Allocations	Expenditures	Increase (Decrease)	Ending Balance
482205-19301	CEP AGRI & NAT RESOURCES FY19						
	Expense						
	Salaries - Non-Faculty				520,384		
	Benefits				144,049		
	Account Total	0	0	664,433	664,433	0	0
482205-19401	CEP 4H & YOUTH DEVEL FY19						
	Expense						
	Salaries - Non-Faculty				636,075		
	Benefits				177,266		
	Account Total	0	0	813,341	813,341	0	0
482205-19501	CEP COMM & ECON DEVEL FY19						
	Expense						
	Salaries - Non-Faculty				454,290		
	Benefits				126,416		
	Account Total	0	0	580,706	580,706	0	0
482304-00000	EXPANDED FOOD NUTRITION PR FY18						
	Revenue						
	Federal Appropriati		225,021				
	Account Total	0	225,021	225,021-	0	0	0
482304-00001	EFNEP						
	Expense						
	Salaries - Non-Faculty				156,074		
	Benefits				43,701		
	Operations and Maintenance				25,246		
	Account Total	0	0	225,021	225,021	0	0
552013	GENERAL UNIVERSITY ENDOWMENT FUND						
	Revenue						
	Investment Income		1,512				
	Expense						
	Scholarships				1,512		
	Account Total	0	1,512	0	1,512	0	0
552015	DOCTOR OF NURSING PRAC. PRGM.						
	Revenue						
	Contracts and Grant		196,164				
	Expense						
	Salaries - Faculty				153,253		
	Benefits				42,911		
	Account Total	0	196,164	0	196,164	0	0

Printed on a Xerox 9700 Laser Printing System at the Computing Services Center / Texas A&M University

Form: URGB01 (02/05/85)

Account	Description	Beginning Balance	Revenues	Net Allocations	Expenditures	Increase (Decrease)	Ending Balance
552062	FACULTY/STAFF GIVING FUND						
	Revenue						
	Gifts		2,597				
	Expense						
	Operations and Maintenance				2,597		
	Account Total	0	2,597	0	2,597	0	0
552214	CLASS OF 1955 SCHOLARSHIP						
	Revenue						
	Investment Income		7,130				
	Expense						
	Scholarships				7,130		
	Account Total	0	7,130	0	7,130	0	0
552243	75TH ANNIVERSARY COLLEGE OF NRSNG						
	Revenue						
	Investment Income		923				
	Expense						
	Scholarships				923		
	Account Total	0	923	0	923	0	0
552270	KPVU COMMUNICATIONS						
	Revenue						
	Gifts		23,254				
	Sales and Services		141,746				
	Expense						
	Salaries - Non-Faculty				43,862		
	Wages				2,500		
	Benefits				12,477		
	Operations and Maintenance				106,161		
	Account Total	0	165,000	0	165,000	0	0
552601	CAPITAL CAMPAIGN END SCH						
	Revenue						
	Investment Income		83,861				
	Expense						
	Scholarships				83,861		
	Account Total	0	83,861	0	83,861	0	0
552644	ARCHITECTURE ENDOWED CHAIR						
	Revenue						
	Investment Income		46,590				
	Expense						
	Salaries - Faculty				36,398		
	Benefits				10,192		
	Account Total	0	46,590	0	46,590	0	0

Printed on a Xerox 9700 Laser Printing System at the Computing Services Center / Texas A&M University

Form: URGB01 (02/05/85)

Account	Description	Beginning Balance	Revenues	Net Allocations	Expenditures	Increase (Decrease)	Ending Balance
552645	AT&T ENDOWED PROFESSORSHIP						
	Revenue						
	Investment Income		70,462				
	Expense						
	Salaries - Faculty				55,048		
	Benefits				15,414		
	Account Total	0	70,462	0	70,462	0	0
552646	TI PROFESSORSHIP ENDOWMENT						
	Revenue						
	Investment Income		50,026				
	Expense						
	Salaries - Faculty				39,082		
	Benefits				10,944		
	Account Total	0	50,026	0	50,026	0	0
552650	HONEYWELL ENDOWED PROFESSORSHIP						
	Revenue						
	Investment Income		48,094				
	Expense						
	Salaries - Faculty				36,366		
	Benefits				10,182		
	Operations and Maintenance				1,546		
	Account Total	0	48,094	0	48,094	0	0
552655	HOUSTON ENDOW. HEALTH & RESEARCH						
	Revenue						
	Investment Income		147,524				
	Expense						
	Scholarships				147,524		
	Account Total	0	147,524	0	147,524	0	0
552829	TITLE III ENDOWED CHAIR CLIN PSYCHO						
	Revenue						
	Investment Income		25,188				
	Expense						
	Salaries - Faculty				19,679		
	Benefits				5,509		
	Account Total	0	25,188	0	25,188	0	0
552839	TITLE III ENDOWED CHAIR-COLL.OF NUR						
	Revenue						
	Investment Income		26,810				
	Expense						
	Salaries - Faculty				20,946		
	Benefits				5,864		
	Account Total	0	26,810	0	26,810	0	0

Printed on a Xerox 9700 Laser Printing System at the Computing Services Center / Texas A&M University

Form: URGB01 (02/05/85)

Account	Description	Beginning Balance	Revenues	Net Allocations	Expenditures	Increase (Decrease)	Ending Balance
552841-00000	TITLE III ENDOWED CHAIR FOR EDU.						
	Revenue						
	Investment Income		37,623				
	Expense						
	Salaries - Faculty				29,393		
	Benefits				8,230		
	Account Total	0	37,623	0	37,623	0	0
552842	TITLE III ENDOWED CHAIR FOR BIOLOGY						
	Revenue						
	Investment Income		33,043				
	Expense						
	Salaries - Faculty				25,815		
	Benefits				7,228		
	Account Total	0	33,043	0	33,043	0	0
552843	LOWMAN PROFESSORSHIP ENDOWMENT						
	Revenue						
	Investment Income		66,873				
	Expense						
	Salaries - Faculty				52,245		
	Benefits				14,628		
	Account Total	0	66,873	0	66,873	0	0
552844	TITLE III ENDOW CHAIR BUSINESS						
	Revenue						
	Investment Income		29,728				
	Expense						
	Salaries - Faculty				23,225		
	Benefits				6,503		
	Account Total	0	29,728	0	29,728	0	0
552846	TITLE III ENDOW CHAIR JUV. JUSTICE						
	Revenue						
	Investment Income		36,520				
	Expense						
	Salaries - Faculty				28,531		
	Benefits				7,989		
	Account Total	0	36,520	0	36,520	0	0
552847	TITLE III ENDOWED CHAIR-AGRICULT						
	Revenue						
	Investment Income		30,391				
	Expense						
	Salaries - Faculty				23,743		
	Benefits				6,648		
	Account Total	0	30,391	0	30,391	0	0

Printed on a Xerox 9700 Laser Printing System at the Computing Services Center / Texas A&M University

Form: URGB01 (02/05/85)

Account	Description	Beginning Balance	Revenues	Net Allocations	Expenditures	Increase (Decrease)	Ending Balance
552848	TITLE III ENDOW CHAIR FINE ARTS						
	Revenue						
	Investment Income		30,718				
	Expense						
	Salaries - Faculty				23,998		
	Benefits				6,720		
	Account Total	0	30,718	0	30,718	0	0
552849	TITLE III ENDOWED CHAIR IN SOC. SCI						
	Revenue						
	Investment Income		28,941				
	Expense						
	Salaries - Faculty				22,610		
	Benefits				6,331		
	Account Total	0	28,941	0	28,941	0	0
554020	TITLE III ENDOWMENT CHALLENGE GRANT						
	Revenue						
	Investment Income		95,015				
	Expense						
	Scholarships				95,015		
	Account Total	0	95,015	0	95,015	0	0
554060	NAT'L ENDOW OF HUMAN LIBRARY ACQ						
	Revenue						
	Investment Income		51,565				
	Expense						
	Operations and Maintenance				51,565		
	Account Total	0	51,565	0	51,565	0	0
554065	ROCKWELL ENDOWMENT						
	Revenue						
	Investment Income		3,298				
	Expense						
	Operations and Maintenance				3,298		
	Account Total	0	3,298	0	3,298	0	0
554075	DAVID ALLEN ENDOWMENT						
	Revenue						
	Investment Income		692				
	Expense						
	Operations and Maintenance				692		
	Account Total	0	692	0	692	0	0

Printed on a Xerox 9700 Laser Printing System at the Computing Services Center / Texas A&M University

Form: URGB01 (02/05/85)

Account	Description	Beginning Balance	Revenues	Net Allocations	Expenditures	Increase (Decrease)	Ending Balance
554080	WESLEY LECTURE SERIES						
	Revenue						
	Investment Income		4,526				
	Expense						
	Operations and Maintenance				4,526		
	Account Total	0	4,526	0	4,526	0	0
554081	PAUL MATTHEWS LECTURE SERIES						
	Revenue						
	Investment Income		2,670				
	Expense						
	Operations and Maintenance				2,670		
	Account Total	0	2,670	0	2,670	0	0
554082	ACCENTURE LECTURE SERIES						
	Revenue						
	Investment Income		1,074				
	Expense						
	Operations and Maintenance				1,074		
	Account Total	0	1,074	0	1,074	0	0
557019	EXXON MOBILE EMP.,ANN., FRI. END						
	Revenue						
	Investment Income		11,042				
	Expense						
	Scholarships				11,042		
	Account Total	0	11,042	0	11,042	0	0
557020	MUSIC/THEATRE ENDOWED SCHOLARSHIP F						
	Revenue						
	Investment Income		2,927				
	Expense						
	Scholarships				2,927		
	Account Total	0	2,927	0	2,927	0	0
557023	MARVIN D. & JUNE E. BRAILSFORD SCH.						
	Revenue						
	Investment Income		4,461				
	Expense						
	Scholarships				4,461		
	Account Total	0	4,461	0	4,461	0	0
557024	LUCY STERLING BOONE MEM. SCH.						
	Revenue						
	Investment Income		4,526				
	Expense						
	Scholarships				4,526		
	Account Total	0	4,526	0	4,526	0	0

Printed on a Xerox 9700 Laser Printing System at the Computing Services Center / Texas A&M University

Form: URGB01 (02/05/85)

Account	Description	Beginning Balance	Revenues	Net Allocations	Expenditures	Increase (Decrease)	Ending Balance
557036	AQUILA MCGREW, JR SCH END						
	Revenue						
	Investment Income		691				
	Expense						
	Scholarships				691		
	Account Total	0	691	0	691	0	0
557038	ADDIE SARAH MCGREW SCH END						
	Revenue						
	Investment Income		691				
	Expense						
	Scholarships				691		
	Account Total	0	691	0	691	0	0
557039	GREGGS - ALLEN MORRIS SCHOLARSHIP						
	Revenue						
	Investment Income		1,146				
	Expense						
	Scholarships				1,146		
	Account Total	0	1,146	0	1,146	0	0
557041	CLASS OF 1951 LEGACY SCHOLAR						
	Revenue						
	Investment Income		1,044				
	Expense						
	Scholarships				1,044		
	Account Total	0	1,044	0	1,044	0	0
557049	CLASS OF 1952 SCH END FUNDS						
	Revenue						
	Investment Income		9,018				
	Expense						
	Scholarships				9,018		
	Account Total	0	9,018	0	9,018	0	0
557056	CLASS OF 1962 SCHOLARSHIP						
	Revenue						
	Investment Income		15,036				
	Expense						
	Scholarships				15,036		
	Account Total	0	15,036	0	15,036	0	0
557059	JOHNSON SPACE CTR. ALUMNI CH. SCH.						
	Revenue						
	Investment Income		3,307				
	Expense						
	Scholarships				3,307		
	Account Total	0	3,307	0	3,307	0	0

Printed on a Xerox 9700 Laser Printing System at the Computing Services Center / Texas A&M University

Form: URGB01 (02/05/85)

Account	Description	Beginning Balance	Revenues	Net Allocations	Expenditures	Increase (Decrease)	Ending Balance
557060	ILLINOIS TOOLS WK. SCH. FUND (COB)						
	Revenue						
	Investment Income		12,656				
	Expense						
	Scholarships				12,656		
	Account Total	0	12,656	0	12,656	0	0
557073	CRAIG A. WASHINGTON SCH						
	Revenue						
	Investment Income		1,208				
	Expense						
	Scholarships				1,208		
	Account Total	0	1,208	0	1,208	0	0
557074	MCAFEE SCHOLARSHIP						
	Revenue						
	Investment Income		2,376				
	Expense						
	Scholarships				2,376		
	Account Total	0	2,376	0	2,376	0	0
557075	CLASS OF 1960 SCHOLARSHIP FUND						
	Revenue						
	Investment Income		12,548				
	Expense						
	Scholarships				12,548		
	Account Total	0	12,548	0	12,548	0	0
557076	ILLINOIS TOOLS WORK SCH FUND ENGIN.						
	Revenue						
	Investment Income		12,656				
	Expense						
	Scholarships				12,656		
	Account Total	0	12,656	0	12,656	0	0
557079	WESTERN AREA, SCHOLARSHIP FUND						
	Revenue						
	Investment Income		6,206				
	Expense						
	Scholarships				6,206		
	Account Total	0	6,206	0	6,206	0	0
557098	RAYTHEON PVAMU EMPLOYEES END. SCH.						
	Revenue						
	Investment Income		1,042				
	Expense						
	Scholarships				1,042		
	Account Total	0	1,042	0	1,042	0	0

Printed on a Xerox 9700 Laser Printing System at the Computing Services Center / Texas A&M University

Form: URGB01 (02/05/85)

Account	Description	Beginning Balance	Revenues	Net Allocations	Expenditures	Increase (Decrease)	Ending Balance
557100	AUXILIARY SERVICES VENDORS SCHOLAR						
	Revenue						
	Investment Income		46,502				
	Expense						
	Scholarships				46,502		
	Account Total	0	46,502	0	46,502	0	0
557101	TERRELL EVANS COWHERD ENGR. SCH.						
	Revenue						
	Investment Income		2,689				
	Expense						
	Scholarships				2,689		
	Account Total	0	2,689	0	2,689	0	0
557108	SAVE A STUDENT SCHOLARSHIP (SASS)						
	Revenue						
	Investment Income		7,374				
	Expense						
	Scholarships				7,374		
	Account Total	0	7,374	0	7,374	0	0
557110	ADKISSON PRIZE FUND						
	Revenue						
	Investment Income		103				
	Expense						
	Scholarships				103		
	Account Total	0	103	0	103	0	0
557112	LETHA MAE ALEXANDER SCHOLARSHIP						
	Revenue						
	Investment Income		903				
	Expense						
	Scholarships				903		
	Account Total	0	903	0	903	0	0
557115-00000	L E COLEMAN SCHOLARSHIP FUND						
	Revenue						
	Investment Income		257				
	Expense						
	Scholarships				257		
	Account Total	0	257	0	257	0	0
557125	DOXIE DARLING HAWS MASON SCHOLAR.						
	Revenue						
	Investment Income		270				
	Expense						
	Scholarships				270		
	Account Total	0	270	0	270	0	0

Printed on a Xerox 9700 Laser Printing System at the Computing Services Center / Texas A&M University

Form: URGB01 (02/05/85)

Account	Description	Beginning Balance	Revenues	Net Allocations	Expenditures	Increase (Decrease)	Ending Balance
557128	C.L. WILSON SCHOLARSHIP FUND						
	Revenue						
	Investment Income		1,554				
	Expense						
	Scholarships				1,554		
	Account Total	0	1,554	0	1,554	0	0
557131	BENJAMIN-VAN DALIA WRIGHT BROWN SCH						
	Revenue						
	Investment Income		906				
	Expense						
	Scholarships				906		
	Account Total	0	906	0	906	0	0
557135	HOUSTON LIVESTOCK/RODEO SCH. FUND						
	Revenue						
	Investment Income		18,218				
	Expense						
	Scholarships				18,218		
	Account Total	0	18,218	0	18,218	0	0
557138-00000	SAN ANTONIO LIVESTOCK						
	Revenue						
	Investment Income		24,193				
	Expense						
	Scholarships				24,193		
	Account Total	0	24,193	0	24,193	0	0
557140	O.E. JACKSON SCHOLARSHIP						
	Revenue						
	Investment Income		142				
	Expense						
	Scholarships				142		
	Account Total	0	142	0	142	0	0
557141	MARIANNA P. POLLARD SCHOLARSHIP						
	Revenue						
	Investment Income		865				
	Expense						
	Scholarships				865		
	Account Total	0	865	0	865	0	0
557143	DR. JOHN B. COLEMAN SCHOLARSHIP						
	Revenue						
	Investment Income		209				
	Expense						
	Scholarships				209		
	Account Total	0	209	0	209	0	0

Printed on a Xerox 9700 Laser Printing System at the Computing Services Center / Texas A&M University

Form: URGB01 (02/05/85)

Account	Description	Beginning Balance	Revenues	Net Allocations	Expenditures	Increase (Decrease)	Ending Balance
557145	T.K. LAWLESS PRIZE						
	Revenue						
	Investment Income		129				
	Expense						
	Scholarships				129		
	Account Total	0	129	0	129	0	0
557147	TI CECSTR STUDENT SCHOLARSHIP						
	Revenue						
	Investment Income		30,015				
	Expense						
	Scholarships				30,015		
	Account Total	0	30,015	0	30,015	0	0
557160	CLASS OF 1943 SCHOLARSHIP FUND						
	Revenue						
	Investment Income		3,369				
	Expense						
	Scholarships				3,369		
	Account Total	0	3,369	0	3,369	0	0
557161	LOS ANGELES - PV ALUMNI						
	Revenue						
	Investment Income		14,017				
	Expense						
	Scholarships				14,017		
	Account Total	0	14,017	0	14,017	0	0
557162	DETROIT-PVAMU ALUMNI MEMORIAL SCH.						
	Revenue						
	Investment Income		2,948				
	Expense						
	Scholarships				2,948		
	Account Total	0	2,948	0	2,948	0	0
557164	HOUSTON-PVAMU ALUMNI SCHOLARSHIP						
	Revenue						
	Investment Income		4,213				
	Expense						
	Scholarships				4,213		
	Account Total	0	4,213	0	4,213	0	0
557165	HATTIE, JACK & CORA TEEL GARRETT						
	Revenue						
	Investment Income		12,606				
	Expense						
	Scholarships				12,606		
	Account Total	0	12,606	0	12,606	0	0

Printed on a Xerox 9700 Laser Printing System at the Computing Services Center / Texas A&M University

Form: URGB01 (02/05/85)

Account	Description	Beginning Balance	Revenues	Net Allocations	Expenditures	Increase (Decrease)	Ending Balance
557167	LACY & CAROLYN SCHOLARSHIP FUND						
	Revenue						
	Investment Income		2,843				
	Expense						
	Scholarships				2,843		
	Account Total	0	2,843	0	2,843	0	0
557168	GEORGE MEADOR SCHOLARSHIP						
	Revenue						
	Investment Income		2,429				
	Expense						
	Scholarships				2,429		
	Account Total	0	2,429	0	2,429	0	0
557169	CLASS OF 1958 SCHOLARSHIP						
	Revenue						
	Investment Income		10,332				
	Expense						
	Scholarships				10,332		
	Account Total	0	10,332	0	10,332	0	0
557170	ANDERSON BONNER SCHOLARSHIP FUND						
	Revenue						
	Investment Income		6,216				
	Expense						
	Scholarships				6,216		
	Account Total	0	6,216	0	6,216	0	0
557171	CLASS OF 1950 SCHOLARSHIP						
	Revenue						
	Investment Income		4,186				
	Expense						
	Scholarships				4,186		
	Account Total	0	4,186	0	4,186	0	0
557173	LUCINA E. THOMPSON MEM. SCHOLAR.						
	Revenue						
	Investment Income		2,359				
	Expense						
	Scholarships				2,359		
	Account Total	0	2,359	0	2,359	0	0
557175	BESSIE & OSCAR JOHN THOMAS SCHOLAR.						
	Revenue						
	Investment Income		1,594				
	Expense						
	Scholarships				1,594		
	Account Total	0	1,594	0	1,594	0	0

Printed on a Xerox 9700 Laser Printing System at the Computing Services Center / Texas A&M University

Form: URGB01 (02/05/85)

Account	Description	Beginning Balance	Revenues	Net Allocations	Expenditures	Increase (Decrease)	Ending Balance
557176	RAYMOND & THELMA HOLT FAMILY						
	Revenue						
	Investment Income		6,828				
	Expense						
	Scholarships				6,828		
	Account Total	0	6,828	0	6,828	0	0
557181	BUNKLEY FOUNDATION SCH. END						
	Revenue						
	Investment Income		639				
	Expense						
	Scholarships				639		
	Account Total	0	639	0	639	0	0
557185	THEOLA AND JJ WOODS						
	Revenue						
	Investment Income		598				
	Expense						
	Scholarships				598		
	Account Total	0	598	0	598	0	0
557192	THERESA GOLDEN THOMPSON RN END. SCH						
	Revenue						
	Investment Income		553				
	Expense						
	Scholarships				553		
	Account Total	0	553	0	553	0	0
557193	2012 R.E.D. (REACHING EDUCATION)						
	Revenue						
	Investment Income		106				
	Expense						
	Scholarships				106		
	Account Total	0	106	0	106	0	0
557194	JUDGE OWEN RALSTON SCHOLARSHIP						
	Revenue						
	Investment Income		261				
	Expense						
	Scholarships				261		
	Account Total	0	261	0	261	0	0
557195-00000	WILLIE MAE & CHARLES BELVIN SCH. FD						
	Revenue						
	Investment Income		2,501				
	Expense						
	Scholarships				2,501		
	Account Total	0	2,501	0	2,501	0	0

Printed on a Xerox 9700 Laser Printing System at the Computing Services Center / Texas A&M University

Form: URGB01 (02/05/85)

Account	Description	Beginning Balance	Revenues	Net Allocations	Expenditures	Increase (Decrease)	Ending Balance
557196	PEPSI-ACADEMIC SCHOLARSHIP FUND						
	Revenue						
	Investment Income		39,382				
	Expense						
	Scholarships				39,382		
	Account Total	0	39,382	0	39,382	0	0
557214	ALVIN HAYES SR. MEM. SCH. END.						
	Revenue						
	Investment Income		175				
	Expense						
	Scholarships				175		
	Account Total	0	175	0	175	0	0
557215	REV. DR. W.M. BATTS ATHLETIC SCH.						
	Revenue						
	Investment Income		3,851				
	Expense						
	Scholarships				3,851		
	Account Total	0	3,851	0	3,851	0	0
557216	GEORGE R. HADNOT ENG. SCHOLARSHIP						
	Revenue						
	Investment Income		6,226				
	Expense						
	Scholarships				6,226		
	Account Total	0	6,226	0	6,226	0	0
557218	BARBARA J. HOFFMAN MEM SCH.						
	Revenue						
	Investment Income		2,418				
	Expense						
	Scholarships				2,418		
	Account Total	0	2,418	0	2,418	0	0
557219	GEORGE A. ROBERTS PH.D SCHOLARSHIP						
	Revenue						
	Investment Income		109				
	Expense						
	Scholarships				109		
	Account Total	0	109	0	109	0	0
557222	BILL ORMAN GRAD. FELLOWSHIP SCH.						
	Revenue						
	Investment Income		93				
	Expense						
	Scholarships				93		
	Account Total	0	93	0	93	0	0

Printed on a Xerox 9700 Laser Printing System at the Computing Services Center / Texas A&M University

Form: URGB01 (02/05/85)

Account	Description	Beginning Balance	Revenues	Net Allocations	Expenditures	Increase (Decrease)	Ending Balance
557223	SAMUEL BUTLER FAMILY SCHOLARSHIP						
	Revenue						
	Investment Income		6,278				
	Expense						
	Scholarships				6,278		
	Account Total	0	6,278	0	6,278	0	0
557224	TWANA EDWARDS SCHOLARSHIP FUND						
	Revenue						
	Investment Income		11,846				
	Expense						
	Scholarships				11,846		
	Account Total	0	11,846	0	11,846	0	0
557227	HENRI L. BAILEY III SCHOLARSHIP						
	Revenue						
	Investment Income		1,099				
	Expense						
	Scholarships				1,099		
	Account Total	0	1,099	0	1,099	0	0
557229	VIVIAN L. JEFFERSON MEMORIAL SCH.						
	Revenue						
	Investment Income		9,804				
	Expense						
	Scholarships				9,804		
	Account Total	0	9,804	0	9,804	0	0
557230	CENTENNIAL FUND CHEM SCHOLARSHIP						
	Revenue						
	Investment Income		26,935				
	Expense						
	Scholarships				26,935		
	Account Total	0	26,935	0	26,935	0	0
557232	BEAUMONT,PRAIRIE VIEW ALUMNI ASSOC						
	Revenue						
	Investment Income		3,407				
	Expense						
	Scholarships				3,407		
	Account Total	0	3,407	0	3,407	0	0
557233	CLASS OF 1961 LEGACY SCHOLARSHIP						
	Revenue						
	Investment Income		9,267				
	Expense						
	Scholarships				9,267		
	Account Total	0	9,267	0	9,267	0	0

Printed on a Xerox 9700 Laser Printing System at the Computing Services Center / Texas A&M University

Form: URGB01 (02/05/85)

Account	Description	Beginning Balance	Revenues	Net Allocations	Expenditures	Increase (Decrease)	Ending Balance
557235	CENTENNIAL ENGINEERING SCHOLARSHIP						
	Revenue						
	Investment Income		265				
	Expense						
	Scholarships				265		
	Account Total	0	265	0	265	0	0
557238	HATTIE OLIVETTE JACKSON HIGGS SCH.						
	Revenue						
	Investment Income		3,002				
	Expense						
	Scholarships				3,002		
	Account Total	0	3,002	0	3,002	0	0
557239	WANDA JACKSON SCHOLARSHIP						
	Revenue						
	Investment Income		98				
	Expense						
	Scholarships				98		
	Account Total	0	98	0	98	0	0
557240	C J DAVIDSON SCHOLARSHIP FUND						
	Revenue						
	Investment Income		16,003				
	Expense						
	Scholarships				16,003		
	Account Total	0	16,003	0	16,003	0	0
557241	DR. THOMAS & MARGARET FOGARTY SCH.						
	Revenue						
	Investment Income		246				
	Expense						
	Scholarships				246		
	Account Total	0	246	0	246	0	0
557242	WESLEY & MARIE RATCLIFF SCHOLARSHIP						
	Revenue						
	Investment Income		1,070				
	Expense						
	Scholarships				1,070		
	Account Total	0	1,070	0	1,070	0	0
557243	CPT. LEROY THOMAS JR. SCHOLAR						
	Revenue						
	Investment Income		8,608				
	Expense						
	Scholarships				8,608		
	Account Total	0	8,608	0	8,608	0	0

Printed on a Xerox 9700 Laser Printing System at the Computing Services Center / Texas A&M University

Form: URGB01 (02/05/85)

Account	Description	Beginning Balance	Revenues	Net Allocations	Expenditures	Increase (Decrease)	Ending Balance
557244	J.R. PHILLIPS SCHOLARSHIP FUND						
	Revenue						
	Investment Income		3,516				
	Expense						
	Scholarships				3,516		
	Account Total	0	3,516	0	3,516	0	0
557248	FREDERIC L. GREEN SCHOLARSHIP						
	Revenue						
	Investment Income		2,430				
	Expense						
	Scholarships				2,430		
	Account Total	0	2,430	0	2,430	0	0
557249	ALIAKBAR M. HAGHIGHI SCHOLARSHIP						
	Revenue						
	Investment Income		329				
	Expense						
	Scholarships				329		
	Account Total	0	329	0	329	0	0
557250	CAESAR & ESTELLA DIAL						
	Revenue						
	Investment Income		18,057				
	Expense						
	Scholarships				18,057		
	Account Total	0	18,057	0	18,057	0	0
557253	HERMAN AND JUANITA HOUSE SCHOL.						
	Revenue						
	Investment Income		413				
	Expense						
	Scholarships				413		
	Account Total	0	413	0	413	0	0
557258	EMMA JOAHANNE & SAM I. SMITH						
	Revenue						
	Investment Income		3,142				
	Expense						
	Scholarships				3,142		
	Account Total	0	3,142	0	3,142	0	0
557259	TRACIE AND FELECIA ENDOW. SCH.						
	Revenue						
	Investment Income		387				
	Expense						
	Scholarships				387		
	Account Total	0	387	0	387	0	0

Printed on a Xerox 9700 Laser Printing System at the Computing Services Center / Texas A&M University

Form: URGB01 (02/05/85)

Account	Description	Beginning Balance	Revenues	Net Allocations	Expenditures	Increase (Decrease)	Ending Balance
557262	GEORGE FOUNDATION SCHOLARSHIP						
	Revenue						
	Investment Income		24,871				
	Expense						
	Scholarships				24,871		
	Account Total	0	24,871	0	24,871	0	0
557263	THE JOHN W. MONTGOMERY SCHOLARSHIP						
	Revenue						
	Investment Income		1,047				
	Expense						
	Scholarships				1,047		
	Account Total	0	1,047	0	1,047	0	0
557264	FORT WORTH PVAMU ALUMNI ASSOC. SCH.						
	Revenue						
	Investment Income		515				
	Expense						
	Scholarships				515		
	Account Total	0	515	0	515	0	0
557266	SPROTT FAMILY FOUNDATION SCH. FUND						
	Revenue						
	Investment Income		3,002				
	Expense						
	Scholarships				3,002		
	Account Total	0	3,002	0	3,002	0	0
557267	SANDRA BLAND SOCIAL JUSTICE SCHOLAR						
	Revenue						
	Investment Income		271				
	Expense						
	Scholarships				271		
	Account Total	0	271	0	271	0	0
557268	SEA ENDOWED SCHOLARSHIP						
	Revenue						
	Investment Income		5,037				
	Expense						
	Scholarships				5,037		
	Account Total	0	5,037	0	5,037	0	0
557270	A G HILLARD I SCHOLARSHIP FUND						
	Revenue						
	Investment Income		790				
	Expense						
	Scholarships				790		
	Account Total	0	790	0	790	0	0

Printed on a Xerox 9700 Laser Printing System at the Computing Services Center / Texas A&M University

Form: URGB01 (02/05/85)

Account	Description	Beginning Balance	Revenues	Net Allocations	Expenditures	Increase (Decrease)	Ending Balance
557273	DR. DELAND & EVIE MYERS SCH						
	Revenue						
	Investment Income		474				
	Expense						
	Scholarships				474		
	Account Total	0	474	0	474	0	0
557274	SHELL PVAMU LEGACY ENDOWED SCH.						
	Revenue						
	Investment Income		3,883				
	Expense						
	Scholarships				3,883		
	Account Total	0	3,883	0	3,883	0	0
557275	WILL C. HOGG MEMORIAL SCHOLARSHIP						
	Revenue						
	Investment Income		4,555				
	Expense						
	Scholarships				4,555		
	Account Total	0	4,555	0	4,555	0	0
557276	KRISTEN D. TARVER MEMORIAL SCH.						
	Revenue						
	Investment Income		50				
	Expense						
	Scholarships				50		
	Account Total	0	50	0	50	0	0
557277	MARSHALL V. BROWN ENDOWED SCHOLAR						
	Revenue						
	Investment Income		2,071				
	Expense						
	Scholarships				2,071		
	Account Total	0	2,071	0	2,071	0	0
557278	WESLEY & BOBBYE GEARY ENDOWED SCHOL						
	Revenue						
	Investment Income		875				
	Expense						
	Scholarships				875		
	Account Total	0	875	0	875	0	0
557281	ANDREW E. WASHINGTON ACHIEV. SCH.						
	Revenue						
	Investment Income		3,546				
	Expense						
	Scholarships				3,546		
	Account Total	0	3,546	0	3,546	0	0

Printed on a Xerox 9700 Laser Printing System at the Computing Services Center / Texas A&M University

Form: URGB01 (02/05/85)

Account	Description	Beginning Balance	Revenues	Net Allocations	Expenditures	Increase (Decrease)	Ending Balance
557282	MELISSA ANN SCOTT MEMORIAL END. SCH						
	Revenue						
	Investment Income		555				
	Expense						
	Scholarships				555		
	Account Total	0	555	0	555	0	0
557284	THE NAU SCHOLARS - HOUSTON						
	Revenue						
	Investment Income		12,261				
	Expense						
	Scholarships				12,261		
	Account Total	0	12,261	0	12,261	0	0
557285	J.H. JONES SCHOLARSHIP (MEN)						
	Revenue						
	Investment Income		113,552				
	Expense						
	Scholarships				113,552		
	Account Total	0	113,552	0	113,552	0	0
557287	OMEGA PSI PHI SCHOLARSHIP FUND						
	Revenue						
	Investment Income		2,357				
	Expense						
	Scholarships				2,357		
	Account Total	0	2,357	0	2,357	0	0
557295	R.V. LAWSON SCHOLARSHIP FUND						
	Revenue						
	Investment Income		988				
	Expense						
	Scholarships				988		
	Account Total	0	988	0	988	0	0
557297	PV ALPHA PHI ALPHA ALUMNI END. SCHO						
	Revenue						
	Investment Income		716				
	Expense						
	Scholarships				716		
	Account Total	0	716	0	716	0	0
557298	GUS & PAULETTA RICH ENDOWED SCHOLAR						
	Revenue						
	Investment Income		463				
	Expense						
	Scholarships				463		
	Account Total	0	463	0	463	0	0

Printed on a Xerox 9700 Laser Printing System at the Computing Services Center / Texas A&M University

Form: URGB01 (02/05/85)

Account	Description	Beginning Balance	Revenues	Net Allocations	Expenditures	Increase (Decrease)	Ending Balance
557300	LEVEAQUE MEMORIAL SCHOLARSHIP						
	Revenue						
	Investment Income		11,521				
	Expense						
	Scholarships				11,521		
	Account Total	0	11,521	0	11,521	0	0
557302	ALFRED BANKS-ALVIN JEFFERY SCH.FUND						
	Revenue						
	Investment Income		5,950				
	Expense						
	Scholarships				5,950		
	Account Total	0	5,950	0	5,950	0	0
557303	GEORGIANA ARCHER THOMAS SCH. FUND						
	Revenue						
	Investment Income		7				
	Expense						
	Scholarships				7		
	Account Total	0	7	0	7	0	0
557304	THE EVELYN E. THORNTON LEGACY ENDOW						
	Revenue						
	Investment Income		2,401				
	Expense						
	Scholarships				2,401		
	Account Total	0	2,401	0	2,401	0	0
557305	MARY E. BROWN LEWIS SCHOLARSHIP						
	Revenue						
	Investment Income		1,371				
	Expense						
	Scholarships				1,371		
	Account Total	0	1,371	0	1,371	0	0
557307	HERMAN WRIGHT SCH END FUND						
	Revenue						
	Investment Income		127				
	Expense						
	Scholarships				127		
	Account Total	0	127	0	127	0	0
557308	JAMES & PATRICIA SOLOMON SCH END FU						
	Revenue						
	Investment Income		84				
	Expense						
	Scholarships				84		
	Account Total	0	84	0	84	0	0

Printed on a Xerox 9700 Laser Printing System at the Computing Services Center / Texas A&M University

Form: URGB01 (02/05/85)

Account	Description	Beginning Balance	Revenues	Net Allocations	Expenditures	Increase (Decrease)	Ending Balance
557312	SAMUEL METTERS SCHOLARSHIP FUND						
	Revenue						
	Investment Income		7,522				
	Expense						
	Scholarships				7,522		
	Account Total	0	7,522	0	7,522	0	0
557314	KENNY HOUSTON SCHOLARSHIP ENDOWMENT						
	Revenue						
	Investment Income		1,278				
	Expense						
	Scholarships				1,278		
	Account Total	0	1,278	0	1,278	0	0
557315	LEOTHA POLK MEMORIAL SCHOLARSHIP						
	Revenue						
	Investment Income		1,706				
	Expense						
	Scholarships				1,706		
	Account Total	0	1,706	0	1,706	0	0
557316	CLASS OF 1999 & FRIENDS SCH. FUND						
	Revenue						
	Investment Income		98				
	Expense						
	Scholarships				98		
	Account Total	0	98	0	98	0	0
557317	JUDGE BEN FOREMAN&ADELLE ENDOW.SCH.						
	Revenue						
	Investment Income		9,862				
	Expense						
	Scholarships				9,862		
	Account Total	0	9,862	0	9,862	0	0
557318	CLASS OF 1987 SCHOLARSHIP FUND						
	Revenue						
	Investment Income		96				
	Expense						
	Scholarships				96		
	Account Total	0	96	0	96	0	0
557319	STUDENT SCHOLARSHIP ENDOWMENT						
	Revenue						
	Investment Income		90,737				
	Expense						
	Scholarships				90,737		
	Account Total	0	90,737	0	90,737	0	0

Printed on a Xerox 9700 Laser Printing System at the Computing Services Center / Texas A&M University

Form: URGB01 (02/05/85)

Account	Description	Beginning Balance	Revenues	Net Allocations	Expenditures	Increase (Decrease)	Ending Balance
557321	EARL WOOTEN ENGINEERING SCH. FUND						
	Revenue						
	Investment Income		546				
	Expense						
	Scholarships				546		
	Account Total	0	546	0	546	0	0
557324	ERNEST V & JOHNNIE R. MARTIN END.						
	Revenue						
	Investment Income		6,155				
	Expense						
	Scholarships				6,155		
	Account Total	0	6,155	0	6,155	0	0
557325	GEORGE R. RAGLAND SCHOLARSHIP						
	Revenue						
	Investment Income		780				
	Expense						
	Scholarships				780		
	Account Total	0	780	0	780	0	0
557326	PV NURSES ALUMNI ASSOC. SCH. FUND						
	Revenue						
	Investment Income		6,484				
	Expense						
	Scholarships				6,484		
	Account Total	0	6,484	0	6,484	0	0
557327	CLASS OF 1963 SCHOLARSHIP FUND						
	Revenue						
	Investment Income		5,829				
	Expense						
	Scholarships				5,829		
	Account Total	0	5,829	0	5,829	0	0
557328	CLASS OF 1965 SCHOLARSHIP FUND						
	Revenue						
	Investment Income		13,795				
	Expense						
	Scholarships				13,795		
	Account Total	0	13,795	0	13,795	0	0
557330	MARGARET READING SCHOLARSHIP						
	Revenue						
	Investment Income		12,879				
	Expense						
	Scholarships				12,879		
	Account Total	0	12,879	0	12,879	0	0

Printed on a Xerox 9700 Laser Printing System at the Computing Services Center / Texas A&M University

Form: URGB01 (02/05/85)

Account	Description	Beginning Balance	Revenues	Net Allocations	Expenditures	Increase (Decrease)	Ending Balance
557331	JACQUELINE KENNEDY MATH & SCI SHCH.						
	Revenue						
	Investment Income		4,595				
	Expense						
	Scholarships				4,595		
	Account Total	0	4,595	0	4,595	0	0
557332	LUCILLE & NELSON WILLIAMS SCHOLAR						
	Revenue						
	Investment Income		16,214				
	Expense						
	Scholarships				16,214		
	Account Total	0	16,214	0	16,214	0	0
557333	H. EDISON ANDERSON MUSIC SCH(HEAMS)						
	Revenue						
	Investment Income		1,115				
	Expense						
	Scholarships				1,115		
	Account Total	0	1,115	0	1,115	0	0
557334	M. PAUL MEHTA SCHOLARSHIP FUND						
	Revenue						
	Investment Income		3,631				
	Expense						
	Scholarships				3,631		
	Account Total	0	3,631	0	3,631	0	0
557335	WM E. REID SCHOLARSHIP						
	Revenue						
	Investment Income		5,941				
	Expense						
	Scholarships				5,941		
	Account Total	0	5,941	0	5,941	0	0
557336	KIMBERLY RENE' SCOTT SCHOL FUND-EDU						
	Revenue						
	Investment Income		2,786				
	Expense						
	Scholarships				2,786		
	Account Total	0	2,786	0	2,786	0	0
557337	PAULINE & HAROLD BONNER SCH. FUND						
	Revenue						
	Investment Income		6,643				
	Expense						
	Scholarships				6,643		
	Account Total	0	6,643	0	6,643	0	0

Printed on a Xerox 9700 Laser Printing System at the Computing Services Center / Texas A&M University

Form: URGB01 (02/05/85)

Account	Description	Beginning Balance	Revenues	Net Allocations	Expenditures	Increase (Decrease)	Ending Balance
557338	TEACHER EDUCATION SCHOLAR. FUND						
	Revenue						
	Investment Income		35,585				
	Expense						
	Scholarships				35,585		
	Account Total	0	35,585	0	35,585	0	0
557339	M.L. HODGE SCHOLARSHIP FUND						
	Revenue						
	Investment Income		3,402				
	Expense						
	Scholarships				3,402		
	Account Total	0	3,402	0	3,402	0	0
557340	332ND FIGHTER GROUP MEM. SCH. FUND						
	Revenue						
	Investment Income		217				
	Expense						
	Scholarships				217		
	Account Total	0	217	0	217	0	0
557341	KOUKAL-RUTLAND BAND SCH. FUND						
	Revenue						
	Investment Income		1,317				
	Expense						
	Scholarships				1,317		
	Account Total	0	1,317	0	1,317	0	0
557342	WELLINGTON & HELEN SWIN BOOK SCH						
	Revenue						
	Investment Income		2,794				
	Expense						
	Scholarships				2,794		
	Account Total	0	2,794	0	2,794	0	0
557343	LEROY G. MOORE SCHOLARSHIP FUND						
	Revenue						
	Investment Income		963				
	Expense						
	Scholarships				963		
	Account Total	0	963	0	963	0	0
557344	MARVIN D.BRAILSFORD JR. MEM. SCH.						
	Revenue						
	Investment Income		5,719				
	Expense						
	Scholarships				5,719		
	Account Total	0	5,719	0	5,719	0	0

Printed on a Xerox 9700 Laser Printing System at the Computing Services Center / Texas A&M University

Form: URGB01 (02/05/85)

Account	Description	Beginning Balance	Revenues	Net Allocations	Expenditures	Increase (Decrease)	Ending Balance
557346	DR. FREDDIE FRAZIER SCH. ENDOWMENT						
	Revenue						
	Investment Income		340				
	Expense						
	Scholarships				340		
	Account Total	0	340	0	340	0	0
557347	KENNETH ROBINSON MEM. SCHOLARSHIP						
	Revenue						
	Investment Income		59				
	Expense						
	Scholarships				59		
	Account Total	0	59	0	59	0	0
557348	JOSEPH & JOHNETTA THOMAS SCH.						
	Revenue						
	Investment Income		756				
	Expense						
	Scholarships				756		
	Account Total	0	756	0	756	0	0
557349	PETER J. WOOD ENDOWED SCHOLARSHIP						
	Revenue						
	Investment Income		2,557				
	Expense						
	Scholarships				2,557		
	Account Total	0	2,557	0	2,557	0	0
557350	E J TYLER MEM SCHOLAR						
	Revenue						
	Investment Income		1,044				
	Expense						
	Scholarships				1,044		
	Account Total	0	1,044	0	1,044	0	0
557351	DR. MARION HENRY SCHOLARSHIP						
	Revenue						
	Investment Income		2,407				
	Expense						
	Scholarships				2,407		
	Account Total	0	2,407	0	2,407	0	0
557354	BOB ROBERTS MEM.SCH ENDOW. FUND						
	Revenue						
	Investment Income		4,019				
	Expense						
	Scholarships				4,019		
	Account Total	0	4,019	0	4,019	0	0

Printed on a Xerox 9700 Laser Printing System at the Computing Services Center / Texas A&M University

Form: URGB01 (02/05/85)

Account	Description	Beginning Balance	Revenues	Net Allocations	Expenditures	Increase (Decrease)	Ending Balance
557355	ERNESTINE B. WINSLETT SCHOLARSHIP						
	Revenue						
	Investment Income		7,362				
	Expense						
	Scholarships				7,362		
	Account Total	0	7,362	0	7,362	0	0
557360	RUBY M. N. KING - ATHLETICS						
	Revenue						
	Investment Income		541				
	Expense						
	Scholarships				541		
	Account Total	0	541	0	541	0	0
557361	RUBY M. N. KING - HOME ECONOMICS						
	Revenue						
	Investment Income		541				
	Expense						
	Scholarships				541		
	Account Total	0	541	0	541	0	0
557370	VAN DUKE & LUCILLE S WRIGHT MEM SCH						
	Revenue						
	Investment Income		1,081				
	Expense						
	Scholarships				1,081		
	Account Total	0	1,081	0	1,081	0	0
557380	A D STEWART ACADEMIC SCHOLARSHIP						
	Revenue						
	Investment Income		9,856				
	Expense						
	Scholarships				9,856		
	Account Total	0	9,856	0	9,856	0	0
557389	CLARENCE STUBBLEFIELD ENDOWED SCH.						
	Revenue						
	Investment Income		2,316				
	Expense						
	Scholarships				2,316		
	Account Total	0	2,316	0	2,316	0	0
557390	CLASS OF 1966 SCHOLARSHIP ENDOW						
	Revenue						
	Investment Income		2,464				
	Expense						
	Scholarships				2,464		
	Account Total	0	2,464	0	2,464	0	0

Printed on a Xerox 9700 Laser Printing System at the Computing Services Center / Texas A&M University

Form: URGB01 (02/05/85)

Account	Description	Beginning Balance	Revenues	Net Allocations	Expenditures	Increase (Decrease)	Ending Balance
557391	WILLIE F TROTTY FELLOWSHIP ENDOW.						
	Revenue						
	Investment Income		414				
	Expense						
	Scholarships				414		
	Account Total	0	414	0	414	0	0
557401-00000	CHALLENGE GRANT SCHOLARSHIP						
	Revenue						
	Investment Income		95,015				
	Expense						
	Scholarships				95,015		
	Account Total	0	95,015	0	95,015	0	0
557415	VNA ENDOWED NURSING SCHOLARSHIP						
	Revenue						
	Investment Income		7,194				
	Expense						
	Scholarships				7,194		
	Account Total	0	7,194	0	7,194	0	0
557418	SAMUEL METTERS-PHI BETA LAMBDA ENDW						
	Revenue						
	Investment Income		236				
	Expense						
	Scholarships				236		
	Account Total	0	236	0	236	0	0
557436-00000	ATHLETIC DEVELOPMENT						
	Revenue						
	Sales and Services		201,545				
	Expense						
	Salaries - Non-Faculty				68,040		
	Benefits				18,954		
	Operations and Maintenance				114,551		
	Account Total	0	201,545	0	201,545	0	0
557439	FIRST CLASS ALUMNI ENDOWED SCHOLAR.						
	Revenue						
	Investment Income		6,463				
	Expense						
	Scholarships				6,463		
	Account Total	0	6,463	0	6,463	0	0

Printed on a Xerox 9700 Laser Printing System at the Computing Services Center / Texas A&M University

Form: URGB01 (02/05/85)

Account	Description	Beginning Balance	Revenues	Net Allocations	Expenditures	Increase (Decrease)	Ending Balance
557440-00000	FLOSSIE M. BYRD SCHOLARSHIP						
	Revenue						
	Investment Income		3,499				
	Expense						
	Scholarships				3,499		
	Account Total	0	3,499	0	3,499	0	0
557441	VIVIAN SMITH ENDOWMENT SCHOLARSHIP						
	Revenue						
	Investment Income		119				
	Expense						
	Scholarships				119		
	Account Total	0	119	0	119	0	0
557442	NDDC ENDOWMENT SCHOLARSHIP FUND						
	Revenue						
	Investment Income		5,762				
	Expense						
	Scholarships				5,762		
	Account Total	0	5,762	0	5,762	0	0
557444	SILSBEE ALUMNI SCH. ENDOWMENT						
	Revenue						
	Investment Income		1,579				
	Expense						
	Scholarships				1,579		
	Account Total	0	1,579	0	1,579	0	0
557446	PVAMU S.A. ALUMNI CH. SCH.						
	Revenue						
	Investment Income		4,387				
	Expense						
	Scholarships				4,387		
	Account Total	0	4,387	0	4,387	0	0
557447	PVAMU CLUSTER END. SCH. FUNDS						
	Revenue						
	Investment Income		349				
	Expense						
	Scholarships				349		
	Account Total	0	349	0	349	0	0
557448-00000	CLASS OF 1978 ENGI. ALUMNI SCHOLAR.						
	Revenue						
	Investment Income		3,880				
	Expense						
	Scholarships				3,880		
	Account Total	0	3,880	0	3,880	0	0

Printed on a Xerox 9700 Laser Printing System at the Computing Services Center / Texas A&M University

Form: URGB01 (02/05/85)

Account	Description	Beginning Balance	Revenues	Net Allocations	Expenditures	Increase (Decrease)	Ending Balance
557449	ACCENTURE SCHOLARSHIP						
	Revenue						
	Investment Income		7,489				
	Expense						
	Scholarships				7,489		
	Account Total	0	7,489	0	7,489	0	0
557450	CHARLES M. BROWN SCH. FOR MUSICIANS						
	Revenue						
	Investment Income		2,568				
	Expense						
	Scholarships				2,568		
	Account Total	0	2,568	0	2,568	0	0
557500	MILTON C. SANDERS SCHOLARSHIP						
	Revenue						
	Investment Income		882				
	Expense						
	Scholarships				882		
	Account Total	0	882	0	882	0	0
557501	BOBBY L. BALDWIN TUITION SCHOLAR						
	Revenue						
	Investment Income		544				
	Expense						
	Scholarships				544		
	Account Total	0	544	0	544	0	0
557515	DR. ALFRED POINDEXTER ENDOWMENT SCH						
	Revenue						
	Investment Income		29,835				
	Expense						
	Scholarships				29,835		
	Account Total	0	29,835	0	29,835	0	0
557519	SAMUEL R. COLLINS SCHOLAR. ENDOWED						
	Revenue						
	Investment Income		4,114				
	Expense						
	Scholarships				4,114		
	Account Total	0	4,114	0	4,114	0	0
557521	ROSEANN WAINDEL ENDOWMENT MEM. SCH.						
	Revenue						
	Investment Income		4,265				
	Expense						
	Scholarships				4,265		
	Account Total	0	4,265	0	4,265	0	0

Printed on a Xerox 9700 Laser Printing System at the Computing Services Center / Texas A&M University

Form: URGB01 (02/05/85)

Account	Description	Beginning Balance	Revenues	Net Allocations	Expenditures	Increase (Decrease)	Ending Balance
557522	DR. DEMPSEY SEASTRUNK MEM. SCH. END						
	Revenue						
	Investment Income		888				
	Expense						
	Scholarships				888		
	Account Total	0	888	0	888	0	0
557531	CLASS OF 1954 ENDOWED SCH FUND						
	Revenue						
	Investment Income		6,794				
	Expense						
	Scholarships				6,794		
	Account Total	0	6,794	0	6,794	0	0
557532	CLASS OF 1959 SCHOLARSHIP ENDOW						
	Revenue						
	Investment Income		15,994				
	Expense						
	Scholarships				15,994		
	Account Total	0	15,994	0	15,994	0	0
557536	DR. EMERY R OWENS ENDOWMENT SCHOLAR						
	Revenue						
	Investment Income		26,490				
	Expense						
	Scholarships				26,490		
	Account Total	0	26,490	0	26,490	0	0
557537	DR. GEORGE E. BROWN SCH. ENDOW.						
	Revenue						
	Investment Income		279				
	Expense						
	Scholarships				279		
	Account Total	0	279	0	279	0	0
557550	PVAMU-GROVE SCHOLARSHIP FOUNDATION						
	Revenue						
	Investment Income		585				
	Expense						
	Scholarships				585		
	Account Total	0	585	0	585	0	0
557561	DR. O.M. HOLT MEM. SCHOLARSHIP						
	Revenue						
	Investment Income		5,252				
	Expense						
	Scholarships				5,252		
	Account Total	0	5,252	0	5,252	0	0

Printed on a Xerox 9700 Laser Printing System at the Computing Services Center / Texas A&M University

Form: URGB01 (02/05/85)

Account	Description	Beginning Balance	Revenues	Net Allocations	Expenditures	Increase (Decrease)	Ending Balance
557587	LORENZO & MARCH TRAMBLE SCH. FUND						
	Revenue						
	Investment Income		2,840				
	Expense						
	Scholarships				2,840		
	Account Total	0	2,840	0	2,840	0	0
557591	CLASS OF 1964 SCHOLARSHIP						
	Revenue						
	Investment Income		12,406				
	Expense						
	Scholarships				12,406		
	Account Total	0	12,406	0	12,406	0	0
557637	FORD/EEOC ENDOWMENT SCHOLARSHIP						
	Revenue						
	Investment Income		49,743				
	Expense						
	Scholarships				49,743		
	Account Total	0	49,743	0	49,743	0	0
557646-00000	GE MAIN STREAM AWARD FUND						
	Revenue						
	Investment Income		53,794				
	Expense						
	Scholarships				53,794		
	Account Total	0	53,794	0	53,794	0	0
557650	GM SCHOLARSHIP FUND						
	Revenue						
	Investment Income		45,867				
	Expense						
	Scholarships				45,867		
	Account Total	0	45,867	0	45,867	0	0
557665	DOLFRANK SCHOLARSHIP AWARD						
	Revenue						
	Investment Income		740				
	Expense						
	Scholarships				740		
	Account Total	0	740	0	740	0	0
557679	COB JOSEPH SCOTT SCHOLARSHIP END						
	Revenue						
	Investment Income		4,231				
	Expense						
	Scholarships				4,231		
	Account Total	0	4,231	0	4,231	0	0

Printed on a Xerox 9700 Laser Printing System at the Computing Services Center / Texas A&M University

Form: URGB01 (02/05/85)

Account	Description	Beginning Balance	Revenues	Net Allocations	Expenditures	Increase (Decrease)	Ending Balance
557693	MATTIE M. NICKSON SCHOLARSHIP						
	Revenue						
	Investment Income		577				
	Expense						
	Scholarships				577		
	Account Total	0	577	0	577	0	0
557696	A.J. JONES GRAD NURSING ENDOW. SCH.						
	Revenue						
	Investment Income		25,589				
	Expense						
	Scholarships				25,589		
	Account Total	0	25,589	0	25,589	0	0
557725	M G JONES - (WOMEN) SCHOLARSHIP						
	Revenue						
	Investment Income		113,552				
	Expense						
	Scholarships				113,552		
	Account Total	0	113,552	0	113,552	0	0
557760	JOSIE E. WASHINGTON SCHOLARSHIP						
	Revenue						
	Investment Income		19,824				
	Expense						
	Scholarships				19,824		
	Account Total	0	19,824	0	19,824	0	0
557786	HELEN V. GREEN HOME ECS SCHOLARSHIP						
	Revenue						
	Investment Income		63,567				
	Expense						
	Scholarships				63,567		
	Account Total	0	63,567	0	63,567	0	0
557787	WHITLOWE R. GREEN SOC SCI SCH						
	Revenue						
	Investment Income		63,567				
	Expense						
	Scholarships				63,567		
	Account Total	0	63,567	0	63,567	0	0
557788	WILLIAM M. GREEN BUS MGMT SCH						
	Revenue						
	Investment Income		63,567				
	Expense						
	Scholarships				63,567		
	Account Total	0	63,567	0	63,567	0	0

Printed on a Xerox 9700 Laser Printing System at the Computing Services Center / Texas A&M University

Form: URGB01 (02/05/85)

Account	Description	Beginning Balance	Revenues	Net Allocations	Expenditures	Increase (Decrease)	Ending Balance
557789	MADIA S. BRANNON NURSING SCH.						
	Revenue						
	Investment Income		63,567				
	Expense						
	Scholarships				63,567		
	Account Total	0	63,567	0	63,567	0	0
557791	FRANK T. HAWKINS END. SCHOLARSHIP						
	Revenue						
	Investment Income		354				
	Expense						
	Scholarships				354		
	Account Total	0	354	0	354	0	0
557792	REMOVING BARRIERS TO EDUCATION SCH.						
	Revenue						
	Investment Income		8,414				
	Expense						
	Scholarships				8,414		
	Account Total	0	8,414	0	8,414	0	0
557793	ROY & THELMA SMITH ENDOW. SCH. FUND						
	Revenue						
	Investment Income		240				
	Expense						
	Scholarships				240		
	Account Total	0	240	0	240	0	0
557797	CHARLOTTE CAMERON SCHOLARSHIP FUND						
	Revenue						
	Investment Income		20,194				
	Expense						
	Scholarships				20,194		
	Account Total	0	20,194	0	20,194	0	0
557798	CLEMMIE S. VINCENT SCHOLARSHIP FUND						
	Revenue						
	Investment Income		7,653				
	Expense						
	Scholarships				7,653		
	Account Total	0	7,653	0	7,653	0	0
557799	JONES FAMILY SCHOLARSHIP FUND						
	Revenue						
	Investment Income		4,957				
	Expense						
	Scholarships				4,957		
	Account Total	0	4,957	0	4,957	0	0

Printed on a Xerox 9700 Laser Printing System at the Computing Services Center / Texas A&M University

Form: URGB01 (02/05/85)

Account	Description	Beginning Balance	Revenues	Net Allocations	Expenditures	Increase (Decrease)	Ending Balance
557801	NATHELYNE ARCHIE KENNEDY SCH. FUND						
	Revenue						
	Investment Income		14,438				
	Expense						
	Scholarships				14,438		
	Account Total	0	14,438	0	14,438	0	0
557803	CLASS OF 1957 SCHOLARSHIP FUND						
	Revenue						
	Investment Income		13,044				
	Expense						
	Scholarships				13,044		
	Account Total	0	13,044	0	13,044	0	0
557805	PVAMU ENDOWMENT SCHOLARSHIP						
	Revenue						
	Investment Income		16,505				
	Expense						
	Scholarships				16,505		
	Account Total	0	16,505	0	16,505	0	0
557810	COLLINS/BROWN SCH ENDWMNT						
	Revenue						
	Investment Income		6,145				
	Expense						
	Scholarships				6,145		
	Account Total	0	6,145	0	6,145	0	0
557811	COL OF ENGRG SCHOL ENDWMNT						
	Revenue						
	Investment Income		20,422				
	Expense						
	Scholarships				20,422		
	Account Total	0	20,422	0	20,422	0	0
557812	HUGH DIXON DENWIDDIE SCH ENDWMNT						
	Revenue						
	Investment Income		272				
	Expense						
	Scholarships				272		
	Account Total	0	272	0	272	0	0
557831	ATHLETIC SCHOLARSHIP ENDOWMENT						
	Revenue						
	Investment Income		37,279				
	Expense						
	Scholarships				37,279		
	Account Total	0	37,279	0	37,279	0	0

Printed on a Xerox 9700 Laser Printing System at the Computing Services Center / Texas A&M University

Form: URGB01 (02/05/85)

Account	Description	Beginning Balance	Revenues	Net Allocations	Expenditures	Increase (Decrease)	Ending Balance
557871	CLASS OF 1953/50TH SCHOLARSHIP						
	Revenue						
	Investment Income		11,727				
	Expense						
	Scholarships				11,727		
	Account Total	0	11,727	0	11,727	0	0
557872	CLASS OF 1970 SCH ENDOWMENT						
	Revenue						
	Investment Income		110				
	Expense						
	Scholarships				110		
	Account Total	0	110	0	110	0	0
557989	REBECCA E. WRIGHT SCHOLARSHIP FUND						
	Revenue						
	Investment Income		3,970				
	Expense						
	Scholarships				3,970		
	Account Total	0	3,970	0	3,970	0	0
557994	CLASS OF 1949 SCHOLARSHIP FUND						
	Revenue						
	Investment Income		3,234				
	Expense						
	Scholarships				3,234		
	Account Total	0	3,234	0	3,234	0	0
557995	GOV BILL & VARA DANIEL SCHOLARSHIP						
	Revenue						
	Investment Income		7,671				
	Expense						
	Scholarships				7,671		
	Account Total	0	7,671	0	7,671	0	0
558100-00000	NCAA ACADEMIC ENHANCEMENT FUND						
	Revenue						
	Sales and Services		74,849				
	Expense						
	Salaries - Non-Faculty				10,920		
	Benefits				3,058		
	Scholarships				40,000		
	Operations and Maintenance				20,871		
	Account Total	0	74,849	0	74,849	0	0

Printed on a Xerox 9700 Laser Printing System at the Computing Services Center / Texas A&M University

Form: URGB01 (02/05/85)

Account	Description	Beginning Balance	Revenues	Net Allocations	Expenditures	Increase (Decrease)	Ending Balance
558108	DEVEL. FEE (COLLEGE DEV. ACTIVITY)						
	Revenue						
	Gifts		13,100				
	Expense						
	Salaries - Non-Faculty				10,238		
	Benefits				2,862		
	Account Total	0	13,100	0	13,100	0	0
558401	LEE C. PHILLIP BLDG. ENDOWMENT						
	Revenue						
	Investment Income		83				
	Expense						
	Scholarships				83		
	Account Total	0	83	0	83	0	0
558405	ALL FAITHS CHAPEL BUILDING FUND						
	Revenue						
	Sales and Services		2,961				
	Expense						
	Operations and Maintenance				5,922		
	Account Total	0	2,961	2,961	5,922	0	0
558408	JPAFC FUND RAISING ACCOUNT						
	Revenue						
	Sales and Services		40,000				
	Expense						
	Salaries - Non-Faculty				7,461		
	Benefits				1,954		
	Operations and Maintenance				27,624		
	Account Total	0	40,000	2,961-	37,039	0	0
558421	TSDAR/PVAMU ENDOWED SCHOLARSHIP						
	Revenue						
	Investment Income		3,314				
	Expense						
	Scholarships				3,314		
	Account Total	0	3,314	0	3,314	0	0
559191	EDWARD W. MARTIN SCHOLARSHIP						
	Revenue						
	Investment Income		3,020				
	Expense						
	Scholarships				3,020		
	Account Total	0	3,020	0	3,020	0	0

Printed on a Xerox 9700 Laser Printing System at the Computing Services Center / Texas A&M University

Form: URGB01 (02/05/85)

Account	Description	Beginning Balance	Revenues	Net Allocations	Expenditures	Increase (Decrease)	Ending Balance
559994	EST. GIFTS, GRANTS & CONTRACTS-INST						
	Revenue						
	Contracts and Grant		3,266,227				
	Expense						
	Salaries - Faculty				1,147,472		
	Wages				256,529		
	Benefits				293,292		
	Utilities				122,108		
	Scholarships				223,139		
	Operations and Maintenance				1,223,687		
	Account Total	0	3,266,227	0	3,266,227	0	0
559995	EST. GIFTS, GRANTS & CONTRACTS-RES.						
	Revenue						
	Contracts and Grant		4,409,346				
	Expense						
	Salaries - Faculty				530,604		
	Wages				718,924		
	Benefits				181,879		
	Scholarships				133,888		
	Operations and Maintenance				1,044,051		
	Equipment (Capitalized)				1,800,000		
	Account Total	0	4,409,346	0	4,409,346	0	0
559996	EST. GIFTS, GRANTS & CONTRACTS-PUBL						
	Revenue						
	Federal Appropriati		27,500				
	Expense						
	Wages				25,000		
	Benefits				2,500		
	Account Total	0	27,500	0	27,500	0	0
559997	EST. GIFTS, GRANTS & CONTRACTS-ACAD						
	Revenue						
	Contracts and Grant		3,162,451				
	Gifts		400,000				
	Expense						
	Salaries - Faculty				1,087,971		
	Wages				114,730		
	Benefits				309,663		
	Utilities				3,416		
	Scholarships				46,671		
	Operations and Maintenance				1,600,000		
	Equipment (Capitalized)				400,000		
	Account Total	0	3,562,451	0	3,562,451	0	0

Printed on a Xerox 9700 Laser Printing System at the Computing Services Center / Texas A&M University

Form: URGB01 (02/05/85)

Account	Description	Beginning Balance	Revenues	Net Allocations	Expenditures	Increase (Decrease)	Ending Balance
559998	EST. GIFTS, GRANTS & CONTRACTS-SCH.						
	Revenue						
	Contracts and Grant		1,250,000				
	Student Financial A		21,000,000				
	Gifts		2,300,000				
	Expense						
	Scholarships				24,550,000		
	Account Total	0	24,550,000	0	24,550,000	0	0
559999	EST. GIFTS, GRANTS & CONTRACTS-S.S						
	Revenue						
	Contracts and Grant		1,000,000				
	Expense						
	Operations and Maintenance				600,000		
	Equipment (Capitalized)				400,000		
	Account Total	0	1,000,000	0	1,000,000	0	0

Printed on a Xerox 9700 Laser Printing System at the Computing Services Center / Texas A&M University

Form: URGB01 (02/05/85)

Account	Description	Beginning Balance	Revenues	Net Allocations	Expenditures	Increase (Decrease)	Ending Balance
Restricted Funds - Board Approved							
	Revenue						
	Federal Appropriati		13,062,374				
	Contracts and Grant		14,349,860				
	Student Financial A		33,360,812				
	Gifts		2,738,951				
	Sales and Services		461,101				
	Investment Income		2,943,486				
	Expense						
	Salaries - Faculty				3,356,379		
	Salaries - Non-Faculty				8,860,613		
	Wages				2,564,105		
	Benefits				3,416,187		
	Utilities				572,884		
	Scholarships				38,226,742		
	Scholarship Discounts				27,565,764-		
	Operations and Maintenance				7,319,674		
	Equipment (Capitalized)				2,600,000		
	Grand Total	0	66,916,584	27,565,764-	39,350,820	0	0

Printed on a Xerox 9700 Laser Printing System at the Computing Services Center / Texas A&M University

Form: URGB01 (02/05/85)

Account	Description	Beginning Balance	Revenues	Net Allocations	Expenditures	Increase (Decrease)	Ending Balance

This section not used.

Printed on a Xerox 9700 Laser Printing System at the Computing Services Center / Texas A&M University

Form: URGB01 (02/05/85)

Account	Description	Beginning Balance	Revenues	Net Allocations	Expenditures	Increase (Decrease)	Ending Balance

****
*   *
* BLANK PAGE *
*   *
****

Printed on a Xerox 9700 Laser Printing System at the Computing Services Center / Texas A&M University

Form: URGB01 (02/05/85)

CC	Account	Transaction Description	- Offset - CC	Account	Amount	Actual Entry From CC	From Account	To CC	To Account	Feed	Mand
05	010000	E&G UNRESTRICTED OPERATING									
		FY 2019 FALL NONRESID TUITION	05	010010	2,123,277.00-	05	101100	05	010010	Y	
		FY 2019 SPRING RESID TUITION	05	010010	5,269,983.00-	05	101201	05	010010	Y	
		FY 2019 SUMMER NONRESID TUIT	05	010010	370,378.00-	05	101102	05	010010	Y	
		FY 2019 3 - PEAT TUITION	05	010010	263,948.00-	05	101109	05	010010	Y	
		FY 2019 EXEMPTIONS	05	010010	775,000.00-	05	101900	05	010010	Y	
		FY 2019 SPRG NONRESID TUITION	05	010010	1,986,339.00-	05	101101	05	010010	Y	
		FY 2019 FALL RESID TUITION	05	010010	5,581,154.00-	05	101200	05	010010	Y	
		FY 2019 SUMMER RESID TUITION	05	010010	995,242.00-	05	101202	05	010010	Y	
		** Decrease in Fund Balance **			17,365,321.00-						
05	010003	AFR E & G - G/L ACCOUNT									
		FY 2019 TUITION DISCOUNTING	05	040002	7,308,443.00-	05	110003	05	440002	N	
		FY 2019 TRANSFER	05	040002	7,590,118.00	05	440002	05	100003	N	
		** Increase in Fund Balance **			281,675.00						
05	010010	UNAPPROPRIATED INCOME									
		FY 2019 SPRG NONRESID TUITION	05	010000	1,986,339.00	05	101101	05	010010	Y	
		FY 2019 3 - PEAT TUITION	05	010000	263,948.00	05	101109	05	010010	Y	
		FY 2019 SUMMER RESID TUITION	05	010000	995,242.00	05	101202	05	010010	Y	
		FY 2019 SUMMER NONRESID TUIT	05	010000	370,378.00	05	101102	05	010010	Y	
		FY 2019 EXEMPTIONS	05	010000	775,000.00	05	101900	05	010010	Y	
		FY 2019 FALL NONRESID TUITION	05	010000	2,123,277.00	05	101100	05	010010	Y	
		FY 2019 FALL RESID TUITION	05	010000	5,581,154.00	05	101200	05	010010	Y	
		FY 2019 SPRING RESID TUITION	05	010000	5,269,983.00	05	101201	05	010010	Y	
		FY 2019 STATE APPROPRIATIONS	05	010200	35,206,927.00	05	102100	05	010010	Y	
		FY 2019 REV GROUP INSURANCE CONT	05	010200	5,586,928.00	05	102105	05	010010	Y	
		FY 2019 LICENSE PLATE REVENUE	05	010200	12,000.00	05	102207	05	010010	Y	
		FY 2019 TX COLLEGE WORK STUDY	05	010200	76,354.00	05	102206	05	010010	Y	
		FY 2019 REV BENEFITS PD BY STATE	05	010200	4,885,097.00	05	102104	05	010010	Y	
		FY 2019 COMPREHENSIVE RESEARCH FUND	05	010205	657,667.00	05	102106	05	010010	Y	
		FY 2019 LAB FEE INCOME	05	010300	150,015.00	05	103720	05	010010	Y	
		FY 2019 INTEREST INCOME	05	010300	251,527.00	05	103610	05	010010	Y	
		FY 2019 BUDGET ALLOCATION	05	011000	72,375.00-	05	010010	05	111916	Y	
		FY 2019 BUDGET ALLOCATION	05	011000	21,429.00-	05	010010	05	111905	Y	
		FY 2019 BUDGET ALLOCATION	05	011000	134,615.00-	05	010010	05	111913	Y	
		FY 2019 BUDGET ALLOCATION	05	011000	21,429.00-	05	010010	05	111904	Y	
		FY 2019 BUDGET ALLOCATION	05	011000	59,022.00-	05	010010	05	111914	Y	
		FY 2019 BUDGET ALLOCATION	05	011000	21,429.00-	05	010010	05	111906	Y	
		FY 2019 BUDGET ALLOCATION	05	011000	183,488.00-	05	010010	05	111912	Y	
		FY 2019 BUDGET ALLOCATION	05	011000	21,429.00-	05	010010	05	111903	Y	
		FY 2019 BUDGET ALLOCATION	05	011000	75,985.00-	05	010010	05	111915	Y	
		FY 2019 BUDGET ALLOCATION	05	011000	80,838.00-	05	010010	05	111910	Y	
		FY 2019 BUDGET ALLOCATION	05	011000	283,655.00-	05	010010	05	111911	Y	
		FY 2019 BUDGET ALLOCATION	05	011000	373,092.00-	05	010010	05	111719	Y	
		FY 2019 BUDGET ALLOCATION	05	011000	2,246,263.00-	05	010010	05	111781-00000	Y	
		FY 2019 BUDGET ALLOCATION	05	011000	165,399.00-	05	010010	05	111718	Y	

Printed on a Xerox 9700 Laser Printing System at the Computing Services Center / Texas A&M University

Form: URGB01 (02/05/85)

CC	Account	Transaction Description	- Offset - CC	Account	Amount	Actual Entry From CC	Account	To CC	Account	Feed	Mand
05	010010	UNAPPROPRIATED INCOME									
		FY 2019 BUDGET ALLOCATION	05	011000	383,742.00-	05	010010	05	111786-10000	Y	
		FY 2019 BUDGET ALLOCATION	05	011000	235,898.00-	05	010010	05	111720	Y	
		FY 2019 BUDGET ALLOCATION	05	011000	1,031.00-	05	010010	05	111723	Y	
		FY 2019 BUDGET ALLOCATION	05	011000	293,595.00-	05	010010	05	111717	Y	
		FY 2019 BUDGET ALLOCATION	05	011000	132,105.00-	05	010010	05	111786-20000	Y	
		FY 2019 BUDGET ALLOCATION	05	011000	546,785.00-	05	010010	05	111721	Y	
		FY 2019 BUDGET ALLOCATION	05	011000	92,604.00-	05	010010	05	111722	Y	
		FY 2019 BUDGET ALLOCATION	05	011000	126,970.00-	05	010010	05	110508	Y	
		FY 2019 BUDGET ALLOCATION	05	011000	3,176,693.00-	05	010010	05	111716	Y	
		FY 2019 BUDGET ALLOCATION	05	011000	200,324.00-	05	010010	05	110610-00000	Y	
		FY 2019 BUDGET ALLOCATION	05	011000	90,508.00-	05	010010	05	110515	Y	
		FY 2019 BUDGET ALLOCATION	05	011000	185,866.00-	05	010010	05	110701	Y	
		FY 2019 BUDGET ALLOCATION	05	011000	176,133.00-	05	010010	05	110600-00000	Y	
		FY 2019 BUDGET ALLOCATION	05	011000	159,800.00-	05	010010	05	110616	Y	
		FY 2019 BUDGET ALLOCATION	05	011000	214,513.00-	05	010010	05	110514	Y	
		FY 2019 BUDGET ALLOCATION	05	011000	329,809.00-	05	010010	05	110800	Y	
		FY 2019 BUDGET ALLOCATION	05	011000	63,996.00-	05	010010	05	110606	Y	
		FY 2019 BUDGET ALLOCATION	05	011000	307,876.00-	05	010010	05	110615	Y	
		FY 2019 BUDGET ALLOCATION	05	011000	585,319.00-	05	010010	05	110400-00000	Y	
		FY 2019 BUDGET ALLOCATION	05	011000	156,313.00-	05	010010	05	110501-12330	Y	
		FY 2019 BUDGET ALLOCATION	05	011000	527,498.00-	05	010010	05	110310	Y	
		FY 2019 BUDGET ALLOCATION	05	011000	77,584.00-	05	010010	05	110502	Y	
		FY 2019 BUDGET ALLOCATION	05	011000	175,000.00-	05	010010	05	110403	Y	
		FY 2019 BUDGET ALLOCATION	05	011000	58,667.00-	05	010010	05	110501-12100	Y	
		FY 2019 BUDGET ALLOCATION	05	011000	107,285.00-	05	010010	05	110309	Y	
		FY 2019 BUDGET ALLOCATION	05	011000	125,848.00-	05	010010	05	110504	Y	
		FY 2019 BUDGET ALLOCATION	05	011000	597,857.00-	05	010010	05	110500	Y	
		FY 2019 BUDGET ALLOCATION	05	011000	900,000.00-	05	010010	05	110501-00000	Y	
		FY 2019 BUDGET ALLOCATION	05	011000	381,085.00-	05	010010	05	110300-00000	Y	
		FY 2019 BUDGET ALLOCATION	05	011000	589,042.00-	05	010010	05	111793	Y	
		FY 2019 BUDGET ALLOCATION	05	011000	21,428.00-	05	010010	05	111902	Y	
		FY 2019 BUDGET ALLOCATION	05	011000	327,873.00-	05	010010	05	111804	Y	
		FY 2019 BUDGET ALLOCATION	05	011000	1,614,422.00-	05	010010	05	111801	Y	
		FY 2019 BUDGET ALLOCATION	05	011000	21,428.00-	05	010010	05	111900	Y	
		FY 2019 BUDGET ALLOCATION	05	011000	4,803,005.00-	05	010010	05	111802	Y	
		FY 2019 BUDGET ALLOCATION	05	011000	557,617.00-	05	010010	05	111806	Y	
		FY 2019 BUDGET ALLOCATION	05	011000	776,042.00-	05	010010	05	111800	Y	
		FY 2019 BUDGET ALLOCATION	05	011000	21,428.00-	05	010010	05	111901	Y	
		FY 2019 BUDGET ALLOCATION	05	011000	223,262.00-	05	010010	05	111803	Y	
		FY 2019 BUDGET ALLOCATION	05	011000	631,242.00-	05	010010	05	111805	Y	
		FY 2019 BUDGET ALLOCATION	05	011000	318,846.00-	05	010010	05	110151	Y	
		FY 2019 BUDGET ALLOCATION	05	011000	133,783.00-	05	010010	05	110101-10500	Y	
		FY 2019 BUDGET ALLOCATION	05	011000	853,794.00-	05	010010	05	110220	Y	
		FY 2019 BUDGET ALLOCATION	05	011000	210,186.00-	05	010010	05	110140	Y	
		FY 2019 BUDGET ALLOCATION	05	011000	288,812.00-	05	010010	05	110211	Y	
		FY 2019 BUDGET ALLOCATION	05	011000	260,046.00-	05	010010	05	110100	Y	

Printed on a Xerox 9700 Laser Printing System at the Computing Services Center / Texas A&M University

Form: URGB01 (02/05/85)

CC	Account	Transaction Description	- Offset - CC	Account	Amount	Actual Entry From CC	Account	To CC	Account	Feed	Mand
05	010010	UNAPPROPRIATED INCOME									
		FY 2019 BUDGET ALLOCATION	05	011000	578,649.00-	05	010010	05	110230	Y	
		FY 2019 BUDGET ALLOCATION	05	011000	392,834.00-	05	010010	05	110150	Y	
		FY 2019 BUDGET ALLOCATION	05	011000	260,541.00-	05	010010	05	110210	Y	
		FY 2019 BUDGET ALLOCATION	05	011200	391,883.00-	05	010010	05	112110	Y	
		FY 2019 BUDGET ALLOCATION	05	011200	156,435.00-	05	010010	05	112955-00000	Y	
		FY 2019 BUDGET ALLOCATION	05	011200	136,958.00-	05	010010	05	112954	Y	
		FY 2019 BUDGET ALLOCATION	05	011200	96,252.00-	05	010010	05	112958	Y	
		FY 2019 BUDGET ALLOCATION	05	011200	364,924.00-	05	010010	05	112953	Y	
		FY 2019 BUDGET ALLOCATION	05	011200	423,232.00-	05	010010	05	112960	Y	
		FY 2019 BUDGET ALLOCATION	05	011200	42,204.00-	05	010010	05	112050	Y	
		FY 2019 BUDGET ALLOCATION	05	011200	152,508.00-	05	010010	05	112700-00000	Y	
		FY 2019 BUDGET ALLOCATION	05	011200	483,748.00-	05	010010	05	112952	Y	
		FY 2019 BUDGET ALLOCATION	05	011200	266,970.00-	05	010010	05	112900	Y	
		FY 2019 BUDGET ALLOCATION	05	011200	168,301.00-	05	010010	05	112805	Y	
		FY 2019 BUDGET ALLOCATION	05	011200	100,016.00-	05	010010	05	112907	Y	
		FY 2019 BUDGET ALLOCATION	05	011200	64,279.00-	05	010010	05	112810	Y	
		FY 2019 BUDGET ALLOCATION	05	011200	276,273.00-	05	010010	05	112905	Y	
		FY 2019 BUDGET ALLOCATION	05	011200	1,048,710.00-	05	010010	05	112715-00000	Y	
		FY 2019 BUDGET ALLOCATION	05	011200	22,213.00-	05	010010	05	112908	Y	
		FY 2019 BUDGET ALLOCATION	05	011200	274,645.00-	05	010010	05	112815	Y	
		FY 2019 BUDGET ALLOCATION	05	011200	784,238.00-	05	010010	05	112903	Y	
		FY 2019 BUDGET ALLOCATION	05	011200	120,558.00-	05	010010	05	112020	Y	
		FY 2019 BUDGET ALLOCATION	05	011200	1,017,555.00-	05	010010	05	112440-00000	Y	
		FY 2019 BUDGET ALLOCATION	05	011200	881,314.00-	05	010010	05	112650-00000	Y	
		FY 2019 BUDGET ALLOCATION	05	011200	1,195,223.00-	05	010010	05	112405-00000	Y	
		FY 2019 BUDGET ALLOCATION	05	011200	150,015.00-	05	010010	05	112665	Y	
		FY 2019 BUDGET ALLOCATION	05	011200	265,285.00-	05	010010	05	112500	Y	
		FY 2019 BUDGET ALLOCATION	05	011200	1,436,934.00-	05	010010	05	112620-00000	Y	
		FY 2019 BUDGET ALLOCATION	05	011200	219,572.00-	05	010010	05	112400-00000	Y	
		FY 2019 BUDGET ALLOCATION	05	011200	158,131.00-	05	010010	05	112666	Y	
		FY 2019 BUDGET ALLOCATION	05	011200	88,733.00-	05	010010	05	112501-00000	Y	
		FY 2019 BUDGET ALLOCATION	05	011200	347,020.00-	05	010010	05	112600	Y	
		FY 2019 BUDGET ALLOCATION	05	011200	39,836.00-	05	010010	05	112090	Y	
		FY 2019 BUDGET ALLOCATION	05	011200	665,837.00-	05	010010	05	112215-00000	Y	
		FY 2019 BUDGET ALLOCATION	05	011200	57,000.00-	05	010010	05	112340	Y	
		FY 2019 BUDGET ALLOCATION	05	011200	812,444.00-	05	010010	05	112250-00000	Y	
		FY 2019 BUDGET ALLOCATION	05	011200	815,183.00-	05	010010	05	112225-00000	Y	
		FY 2019 BUDGET ALLOCATION	05	011200	538,869.00-	05	010010	05	112330-00000	Y	
		FY 2019 BUDGET ALLOCATION	05	011200	832,027.00-	05	010010	05	112235-00000	Y	
		FY 2019 BUDGET ALLOCATION	05	011200	777,651.00-	05	010010	05	112325-00000	Y	
		FY 2019 BUDGET ALLOCATION	05	011200	551,599.00-	05	010010	05	112220-00000	Y	
		FY 2019 BUDGET ALLOCATION	05	011200	45,000.00-	05	010010	05	112335	Y	
		FY 2019 BUDGET ALLOCATION	05	011200	567,806.00-	05	010010	05	112240-00000	Y	
		FY 2019 BUDGET ALLOCATION	05	011200	179,605.00-	05	010010	05	112300-00000	Y	
		FY 2019 BUDGET ALLOCATION	05	011200	272,682.00-	05	010010	05	112030	Y	
		FY 2019 BUDGET ALLOCATION	05	011200	650,625.00-	05	010010	05	112123-00000	Y	

Printed on a Xerox 9700 Laser Printing System at the Computing Services Center / Texas A&M University

Form: URGB01 (02/05/85)

CC	Account	Transaction Description	- Offset - CC	Account	Amount	Actual Entry From CC	Account	To CC	Account	Feed	Mand
05	010010	UNAPPROPRIATED INCOME									
		FY 2019 BUDGET ALLOCATION	05	011200	34,597.00-	05	010010	05	112160	Y	
		FY 2019 BUDGET ALLOCATION	05	011200	811,363.00-	05	010010	05	112120-00000	Y	
		FY 2019 BUDGET ALLOCATION	05	011200	31,058.00-	05	010010	05	112165	Y	
		FY 2019 BUDGET ALLOCATION	05	011200	850,815.00-	05	010010	05	112135-00000	Y	
		FY 2019 BUDGET ALLOCATION	05	011200	323,602.00-	05	010010	05	112146-00000	Y	
		FY 2019 BUDGET ALLOCATION	05	011200	681,381.00-	05	010010	05	112115-00000	Y	
		FY 2019 BUDGET ALLOCATION	05	011200	622,591.00-	05	010010	05	112200-00000	Y	
		FY 2019 BUDGET ALLOCATION	05	011200	508,340.00-	05	010010	05	112140-00000	Y	
		FY 2019 BUDGET ALLOCATION	05	011200	1,216,762.00-	05	010010	05	112143-00000	Y	
		FY 2019 BUDGET ALLOCATION	05	011200	47,520.00-	05	010010	05	112070	Y	
		FY 2019 BUDGET ALLOCATION	05	011200	9,140.00-	05	010010	05	112000	Y	
		FY 2019 BUDGET ALLOCATION	05	011200	258,891.00-	05	010010	05	112100-00000	Y	
		FY 2019 BUDGET ALLOCATION	05	011200	125,352.00-	05	010010	05	112040	Y	
		FY 2019 BUDGET ALLOCATION	05	011200	86,814.00-	05	010010	05	112060	Y	
		FY 2019 TRB DEBT SERVICE	01	011208	6,669,381.00-	05	010010	01	011208	N	Y
		FY 2019 BUDGET ALLOCATION	05	011501	119,987.00-	05	010010	05	115800-00001	Y	
		FY 2019 BUDGET ALLOCATION	05	011501	311,013.00-	05	010010	05	115801	Y	
		FY 2019 BUDGET ALLOCATION	05	011501	226,666.00-	05	010010	05	115800-00000	Y	
		FY 2019 BUDGET ALLOCATION	05	011520	1,210,052.00-	05	010010	05	115217-00000	Y	
		FY 2019 BUDGET ALLOCATION	05	011600	923,847.00-	05	010010	05	116122-00000	Y	
		FY 2019 BUDGET ALLOCATION	05	011700	815,038.00-	05	010010	05	117110-00000	Y	
		FY 2019 BUDGET ALLOCATION	05	011700	193,837.00-	05	010010	05	117120-00000	Y	
		FY 2019 BUDGET ALLOCATION	05	011800	33,269.00-	05	010010	05	118029-00000	Y	
		FY 2019 BUDGET ALLOCATION	05	011800	775,000.00-	05	010010	05	118905	Y	
		FY 2019 BUDGET ALLOCATION	05	011800	76,354.00-	05	010010	05	118006	Y	
		FY 2019 BUDGET ALLOCATION	05	011800	132,719.00-	05	010010	05	118071	Y	
		FY 2019 BUDGET ALLOCATION	05	011800	75,838.00-	05	010010	05	118001	Y	
		FY 2019 BUDGET ALLOCATION	05	011800	12,000.00-	05	010010	05	118217	Y	
		FY 2019 BUDGET ALLOCATION	05	011800	103,655.00-	05	010010	05	118002-00000	Y	
		FY 2019 BUDGET ALLOCATION	05	011800	27,007.00-	05	010010	05	118098	Y	
		FY 2019 BUDGET ALLOCATION	05	026700	1,766,378.00-	05	010010	05	226700-10000	Y	
		FY 2019 BUDGET ALLOCATION	05	026705	115,844.00-	05	010010	05	226705-10000	Y	
		** Decrease in Fund Balance **			0.00						
05	010200	E&G APPROPRIATIONS									
		FY 2019 LICENSE PLATE REVENUE	05	010010	12,000.00-	05	102207	05	010010	Y	
		FY 2019 TX COLLEGE WORK STUDY	05	010010	76,354.00-	05	102206	05	010010	Y	
		FY 2019 REV BENEFITS PD BY STATE	05	010010	4,885,097.00-	05	102104	05	010010	Y	
		FY 2019 REV GROUP INSURANCE CONT	05	010010	5,586,928.00-	05	102105	05	010010	Y	
		FY 2019 STATE APPROPRIATIONS	05	010010	35,206,927.00-	05	102100	05	010010	Y	
		** Decrease in Fund Balance **			45,767,306.00-						
05	010205	COMPREHENSIVE RESEARCH									
		FY 2019 COMPREHENSIVE RESEARCH FUND	05	010010	657,667.00-	05	102106	05	010010	Y	
		** Decrease in Fund Balance **			657,667.00-						

Printed on a Xerox 9700 Laser Printing System at the Computing Services Center / Texas A&M University

Form: URGB01 (02/05/85)

CC	Account	Transaction Description	- Offset - CC	Account	Amount	Actual Entry From CC	Account	To CC	Account	Feed	Mand
05	010260	JUVENILE CRIME PREVENTION									
		FY 2019 BUDGET ALLOCATION	05	011850	106,629.00-	05	102201	05	118585-00000	Y	
		FY 2019 BUDGET ALLOCATION	05	011850	163,727.00-	05	102201	05	118587-00000	Y	
		FY 2019 BUDGET ALLOCATION	05	011850	436,249.00-	05	102201	05	118586-00000	Y	
		FY 2019 BUDGET ALLOCATION	05	011850	654,676.00-	05	102201	05	118584-00000	Y	
		** Decrease in Fund Balance **			1,361,281.00-						
05	010281	ADI-ACADEMIC DEVELOPMENT INITIATIVE									
		FY 2019 BUDGET ALLOCATION	05	017001	1,172,724.00-	05	010281	05	171781-00000	Y	
		FY 2019 BUDGET ALLOCATION	05	017001	163,768.00-	05	010281	05	172904	Y	
		FY 2019 BUDGET ALLOCATION	05	017001	614,304.00-	05	010281	05	178028-00000	Y	
		FY 2019 BUDGET ALLOCATION	05	017001	500,000.00-	05	010281	05	172650-00000	Y	
		FY 2019 BUDGET ALLOCATION	05	017001	247,311.00-	05	010281	05	172907-00000	Y	
		FY 2019 BUDGET ALLOCATION	05	017001	479,044.00-	05	010281	05	178027-00000	Y	
		FY 2019 BUDGET ALLOCATION	05	017001	1,637,634.00-	05	010281	05	172620-00000	Y	
		FY 2019 BUDGET ALLOCATION	05	017001	97,796.00-	05	010281	05	178011	Y	
		FY 2019 BUDGET ALLOCATION	05	017001	500,000.00-	05	010281	05	178013-00000	Y	
		FY 2019 BUDGET ALLOCATION	05	017001	509,998.00-	05	010281	05	170607	Y	
		FY 2019 BUDGET ALLOCATION	05	017001	497,995.00-	05	010281	05	171786-00000	Y	
		FY 2019 BUDGET ALLOCATION	05	017001	288,312.00-	05	010281	05	172440	Y	
		FY 2019 BUDGET ALLOCATION	05	017001	634,556.00-	05	010281	05	172330	Y	
		FY 2019 BUDGET ALLOCATION	05	017001	1,188,844.00-	05	010281	05	172170-00000	Y	
		FY 2019 BUDGET ALLOCATION	05	017001	316,728.00-	05	010281	05	172405-00000	Y	
		FY 2019 BUDGET ALLOCATION	05	017001	918,868.00-	05	010281	05	172225	Y	
		FY 2019 BUDGET ALLOCATION	05	017001	203,764.00-	05	010281	05	172400-00000	Y	
		FY 2019 BUDGET ALLOCATION	05	017001	359,931.00-	05	010281	05	172135	Y	
		FY 2019 BUDGET ALLOCATION	05	017001	266,875.00-	05	010281	05	172406-00000	Y	
		FY 2019 BUDGET ALLOCATION	05	017001	446,404.00-	05	010281	05	172315	Y	
		FY 2019 BUDGET ALLOCATION	05	017001	245,407.00-	05	010281	05	172331	Y	
		FY 2019 BUDGET ALLOCATION	05	017001	53,966.00-	05	010281	05	170625	Y	
		FY 2019 BUDGET ALLOCATION	05	017001	28,274.00-	05	010281	05	170304	Y	
		FY 2019 BUDGET ALLOCATION	05	017001	305,550.00-	05	010281	05	170640	Y	
		FY 2019 BUDGET ALLOCATION	05	017001	263,465.00-	05	010281	05	170202	Y	
		FY 2019 BUDGET ALLOCATION	05	017001	400,000.00-	05	010281	05	171301	Y	
		FY 2019 BUDGET ALLOCATION	05	017001	50,000.00-	05	010281	05	170501	Y	
		FY 2019 BUDGET ALLOCATION	05	017001	108,482.00-	05	010281	05	170630	Y	
		** Decrease in Fund Balance **			12,500,000.00-						
05	010300	E&G OTHER									
		FY 2019 INTEREST INCOME	05	010010	251,527.00-	05	103610	05	010010	Y	
		FY 2019 LAB FEE INCOME	05	010010	150,015.00-	05	103720	05	010010	Y	
		** Decrease in Fund Balance **			401,542.00-						
05	011000	AFR E & G - G/L ACCOUNT									
		FY 2019 BUDGET ALLOCATION	05	010010	72,375.00	05	010010	05	111916	Y	
		FY 2019 BUDGET ALLOCATION	05	010010	21,429.00	05	010010	05	111905	Y	
		FY 2019 BUDGET ALLOCATION	05	010010	134,615.00	05	010010	05	111913	Y	

Printed on a Xerox 9700 Laser Printing System at the Computing Services Center / Texas A&M University

Form: URGB01 (02/05/85)

CC	Account	Transaction Description	- Offset - CC	Account	Amount	Actual Entry From CC	Account	To CC	Account	Feed	Mand
05	011000	AFR E & G - G/L ACCOUNT									
		FY 2019 BUDGET ALLOCATION	05	010010	21,429.00	05	010010	05	111904	Y	
		FY 2019 BUDGET ALLOCATION	05	010010	59,022.00	05	010010	05	111914	Y	
		FY 2019 BUDGET ALLOCATION	05	010010	21,429.00	05	010010	05	111906	Y	
		FY 2019 BUDGET ALLOCATION	05	010010	183,488.00	05	010010	05	111912	Y	
		FY 2019 BUDGET ALLOCATION	05	010010	21,429.00	05	010010	05	111903	Y	
		FY 2019 BUDGET ALLOCATION	05	010010	75,985.00	05	010010	05	111915	Y	
		FY 2019 BUDGET ALLOCATION	05	010010	80,838.00	05	010010	05	111910	Y	
		FY 2019 BUDGET ALLOCATION	05	010010	283,655.00	05	010010	05	111911	Y	
		FY 2019 BUDGET ALLOCATION	05	010010	21,428.00	05	010010	05	111902	Y	
		FY 2019 BUDGET ALLOCATION	05	010010	1,614,422.00	05	010010	05	111801	Y	
		FY 2019 BUDGET ALLOCATION	05	010010	557,617.00	05	010010	05	111806	Y	
		FY 2019 BUDGET ALLOCATION	05	010010	776,042.00	05	010010	05	111800	Y	
		FY 2019 BUDGET ALLOCATION	05	010010	21,428.00	05	010010	05	111900	Y	
		FY 2019 BUDGET ALLOCATION	05	010010	4,803,005.00	05	010010	05	111802	Y	
		FY 2019 BUDGET ALLOCATION	05	010010	631,242.00	05	010010	05	111805	Y	
		FY 2019 BUDGET ALLOCATION	05	010010	589,042.00	05	010010	05	111793	Y	
		FY 2019 BUDGET ALLOCATION	05	010010	21,428.00	05	010010	05	111901	Y	
		FY 2019 BUDGET ALLOCATION	05	010010	223,262.00	05	010010	05	111803	Y	
		FY 2019 BUDGET ALLOCATION	05	010010	327,873.00	05	010010	05	111804	Y	
		FY 2019 BUDGET ALLOCATION	05	010010	373,092.00	05	010010	05	111719	Y	
		FY 2019 BUDGET ALLOCATION	05	010010	2,246,263.00	05	010010	05	111781-00000	Y	
		FY 2019 BUDGET ALLOCATION	05	010010	165,399.00	05	010010	05	111718	Y	
		FY 2019 BUDGET ALLOCATION	05	010010	383,742.00	05	010010	05	111786-10000	Y	
		FY 2019 BUDGET ALLOCATION	05	010010	235,898.00	05	010010	05	111720	Y	
		FY 2019 BUDGET ALLOCATION	05	010010	1,031.00	05	010010	05	111723	Y	
		FY 2019 BUDGET ALLOCATION	05	010010	293,595.00	05	010010	05	111717	Y	
		FY 2019 BUDGET ALLOCATION	05	010010	132,105.00	05	010010	05	111786-20000	Y	
		FY 2019 BUDGET ALLOCATION	05	010010	546,785.00	05	010010	05	111721	Y	
		FY 2019 BUDGET ALLOCATION	05	010010	92,604.00	05	010010	05	111722	Y	
		FY 2019 BUDGET ALLOCATION	05	010010	3,176,693.00	05	010010	05	111716	Y	
		FY 2019 BUDGET ALLOCATION	05	010010	585,319.00	05	010010	05	110400-00000	Y	
		FY 2019 BUDGET ALLOCATION	05	010010	156,313.00	05	010010	05	110501-12330	Y	
		FY 2019 BUDGET ALLOCATION	05	010010	527,498.00	05	010010	05	110310	Y	
		FY 2019 BUDGET ALLOCATION	05	010010	77,584.00	05	010010	05	110502	Y	
		FY 2019 BUDGET ALLOCATION	05	010010	175,000.00	05	010010	05	110403	Y	
		FY 2019 BUDGET ALLOCATION	05	010010	58,667.00	05	010010	05	110501-12100	Y	
		FY 2019 BUDGET ALLOCATION	05	010010	107,285.00	05	010010	05	110309	Y	
		FY 2019 BUDGET ALLOCATION	05	010010	125,848.00	05	010010	05	110504	Y	
		FY 2019 BUDGET ALLOCATION	05	010010	597,857.00	05	010010	05	110500	Y	
		FY 2019 BUDGET ALLOCATION	05	010010	900,000.00	05	010010	05	110501-00000	Y	
		FY 2019 BUDGET ALLOCATION	05	010010	381,085.00	05	010010	05	110300-00000	Y	
		FY 2019 BUDGET ALLOCATION	05	010010	318,846.00	05	010010	05	110151	Y	
		FY 2019 BUDGET ALLOCATION	05	010010	90,508.00	05	010010	05	110515	Y	
		FY 2019 BUDGET ALLOCATION	05	010010	159,800.00	05	010010	05	110616	Y	
		FY 2019 BUDGET ALLOCATION	05	010010	214,513.00	05	010010	05	110514	Y	
		FY 2019 BUDGET ALLOCATION	05	010010	185,866.00	05	010010	05	110701	Y	

Printed on a Xerox 9700 Laser Printing System at the Computing Services Center / Texas A&M University

Form: URGB01 (02/05/85)

CC	Account	Transaction Description	- Offset - CC	Account	Amount	Actual Entry From CC	Account	To CC	Account	Feed	Mand
05	011000	AFR E & G - G/L ACCOUNT									
		FY 2019 BUDGET ALLOCATION	05	010010	176,133.00	05	010010	05	110600-00000	Y	
		FY 2019 BUDGET ALLOCATION	05	010010	307,876.00	05	010010	05	110615	Y	
		FY 2019 BUDGET ALLOCATION	05	010010	126,970.00	05	010010	05	110508	Y	
		FY 2019 BUDGET ALLOCATION	05	010010	329,809.00	05	010010	05	110800	Y	
		FY 2019 BUDGET ALLOCATION	05	010010	63,996.00	05	010010	05	110606	Y	
		FY 2019 BUDGET ALLOCATION	05	010010	200,324.00	05	010010	05	110610-00000	Y	
		FY 2019 BUDGET ALLOCATION	05	010010	133,783.00	05	010010	05	110101-10500	Y	
		FY 2019 BUDGET ALLOCATION	05	010010	853,794.00	05	010010	05	110220	Y	
		FY 2019 BUDGET ALLOCATION	05	010010	210,186.00	05	010010	05	110140	Y	
		FY 2019 BUDGET ALLOCATION	05	010010	288,812.00	05	010010	05	110211	Y	
		FY 2019 BUDGET ALLOCATION	05	010010	260,046.00	05	010010	05	110100	Y	
		FY 2019 BUDGET ALLOCATION	05	010010	578,649.00	05	010010	05	110230	Y	
		FY 2019 BUDGET ALLOCATION	05	010010	392,834.00	05	010010	05	110150	Y	
		FY 2019 BUDGET ALLOCATION	05	010010	260,541.00	05	010010	05	110210	Y	
		FY 2019 BUDGET TRANSFER	05	011200	129,320.00-	05	111786-10000	05	112500	Y	
		FY 2019 BUDGET TRANSFER	05	011200	20,351.00-	05	111786-10000	05	112666	Y	
		FY 2019 BUDGET TRANSFER	05	011200	145,000.00-	05	111786-10000	05	112235-00000	Y	
		** Increase in Fund Balance **			26,760,761.00						
05	011200	E&G ACADEMIC ACCOUNTS									
		FY 2019 BUDGET ALLOCATION	05	010010	120,558.00	05	010010	05	112020	Y	
		FY 2019 BUDGET ALLOCATION	05	010010	156,435.00	05	010010	05	112955-00000	Y	
		FY 2019 BUDGET ALLOCATION	05	010010	136,958.00	05	010010	05	112954	Y	
		FY 2019 BUDGET ALLOCATION	05	010010	96,252.00	05	010010	05	112958	Y	
		FY 2019 BUDGET ALLOCATION	05	010010	364,924.00	05	010010	05	112953	Y	
		FY 2019 BUDGET ALLOCATION	05	010010	423,232.00	05	010010	05	112960	Y	
		FY 2019 BUDGET ALLOCATION	05	010010	483,748.00	05	010010	05	112952	Y	
		FY 2019 BUDGET ALLOCATION	05	010010	258,891.00	05	010010	05	112100-00000	Y	
		FY 2019 BUDGET ALLOCATION	05	010010	168,301.00	05	010010	05	112805	Y	
		FY 2019 BUDGET ALLOCATION	05	010010	276,273.00	05	010010	05	112905	Y	
		FY 2019 BUDGET ALLOCATION	05	010010	1,048,710.00	05	010010	05	112715-00000	Y	
		FY 2019 BUDGET ALLOCATION	05	010010	100,016.00	05	010010	05	112907	Y	
		FY 2019 BUDGET ALLOCATION	05	010010	64,279.00	05	010010	05	112810	Y	
		FY 2019 BUDGET ALLOCATION	05	010010	784,238.00	05	010010	05	112903	Y	
		FY 2019 BUDGET ALLOCATION	05	010010	152,508.00	05	010010	05	112700-00000	Y	
		FY 2019 BUDGET ALLOCATION	05	010010	22,213.00	05	010010	05	112908	Y	
		FY 2019 BUDGET ALLOCATION	05	010010	274,645.00	05	010010	05	112815	Y	
		FY 2019 BUDGET ALLOCATION	05	010010	266,970.00	05	010010	05	112900	Y	
		FY 2019 BUDGET ALLOCATION	05	010010	47,520.00	05	010010	05	112070	Y	
		FY 2019 BUDGET ALLOCATION	05	010010	815,183.00	05	010010	05	112225-00000	Y	
		FY 2019 BUDGET ALLOCATION	05	010010	777,651.00	05	010010	05	112325-00000	Y	
		FY 2019 BUDGET ALLOCATION	05	010010	551,599.00	05	010010	05	112220-00000	Y	
		FY 2019 BUDGET ALLOCATION	05	010010	538,869.00	05	010010	05	112330-00000	Y	
		FY 2019 BUDGET ALLOCATION	05	010010	832,027.00	05	010010	05	112235-00000	Y	
		FY 2019 BUDGET ALLOCATION	05	010010	179,605.00	05	010010	05	112300-00000	Y	
		FY 2019 BUDGET ALLOCATION	05	010010	665,837.00	05	010010	05	112215-00000	Y	

Printed on a Xerox 9700 Laser Printing System at the Computing Services Center / Texas A&M University

Form: URGB01 (02/05/85)

CC	Account	Transaction Description	- Offset - CC	Account	Amount	Actual Entry From CC	Account	To CC	Account	Feed	Mand
05	011200	E&G ACADEMIC ACCOUNTS									
		FY 2019 BUDGET ALLOCATION	05	010010	45,000.00	05	010010	05	112335	Y	
		FY 2019 BUDGET ALLOCATION	05	010010	567,806.00	05	010010	05	112240-00000	Y	
		FY 2019 BUDGET ALLOCATION	05	010010	812,444.00	05	010010	05	112250-00000	Y	
		FY 2019 BUDGET ALLOCATION	05	010010	125,352.00	05	010010	05	112040	Y	
		FY 2019 BUDGET ALLOCATION	05	010010	1,017,555.00	05	010010	05	112440-00000	Y	
		FY 2019 BUDGET ALLOCATION	05	010010	881,314.00	05	010010	05	112650-00000	Y	
		FY 2019 BUDGET ALLOCATION	05	010010	1,195,223.00	05	010010	05	112405-00000	Y	
		FY 2019 BUDGET ALLOCATION	05	010010	150,015.00	05	010010	05	112665	Y	
		FY 2019 BUDGET ALLOCATION	05	010010	265,285.00	05	010010	05	112500	Y	
		FY 2019 BUDGET ALLOCATION	05	010010	1,436,934.00	05	010010	05	112620-00000	Y	
		FY 2019 BUDGET ALLOCATION	05	010010	219,572.00	05	010010	05	112400-00000	Y	
		FY 2019 BUDGET ALLOCATION	05	010010	158,131.00	05	010010	05	112666	Y	
		FY 2019 BUDGET ALLOCATION	05	010010	88,733.00	05	010010	05	112501-00000	Y	
		FY 2019 BUDGET ALLOCATION	05	010010	347,020.00	05	010010	05	112600	Y	
		FY 2019 BUDGET ALLOCATION	05	010010	57,000.00	05	010010	05	112340	Y	
		FY 2019 BUDGET ALLOCATION	05	010010	42,204.00	05	010010	05	112050	Y	
		FY 2019 BUDGET ALLOCATION	05	010010	650,625.00	05	010010	05	112123-00000	Y	
		FY 2019 BUDGET ALLOCATION	05	010010	34,597.00	05	010010	05	112160	Y	
		FY 2019 BUDGET ALLOCATION	05	010010	811,363.00	05	010010	05	112120-00000	Y	
		FY 2019 BUDGET ALLOCATION	05	010010	31,058.00	05	010010	05	112165	Y	
		FY 2019 BUDGET ALLOCATION	05	010010	850,815.00	05	010010	05	112135-00000	Y	
		FY 2019 BUDGET ALLOCATION	05	010010	323,602.00	05	010010	05	112146-00000	Y	
		FY 2019 BUDGET ALLOCATION	05	010010	681,381.00	05	010010	05	112115-00000	Y	
		FY 2019 BUDGET ALLOCATION	05	010010	622,591.00	05	010010	05	112200-00000	Y	
		FY 2019 BUDGET ALLOCATION	05	010010	508,340.00	05	010010	05	112140-00000	Y	
		FY 2019 BUDGET ALLOCATION	05	010010	1,216,762.00	05	010010	05	112143-00000	Y	
		FY 2019 BUDGET ALLOCATION	05	010010	391,883.00	05	010010	05	112110	Y	
		FY 2019 BUDGET ALLOCATION	05	010010	9,140.00	05	010010	05	112000	Y	
		FY 2019 BUDGET ALLOCATION	05	010010	39,836.00	05	010010	05	112090	Y	
		FY 2019 BUDGET ALLOCATION	05	010010	272,682.00	05	010010	05	112030	Y	
		FY 2019 BUDGET ALLOCATION	05	010010	86,814.00	05	010010	05	112060	Y	
		FY 2019 BUDGET TRANSFER	05	011000	129,320.00	05	111786-10000	05	112500	Y	
		FY 2019 BUDGET TRANSFER	05	011000	20,351.00	05	111786-10000	05	112666	Y	
		FY 2019 BUDGET TRANSFER	05	011000	145,000.00	05	111786-10000	05	112235-00000	Y	
		** Increase in Fund Balance **			23,843,190.00						
05	011501	COMPREHENSIVE RESEARCH									
		FY 2019 BUDGET ALLOCATION	05	010010	119,987.00	05	010010	05	115800-00001	Y	
		FY 2019 BUDGET ALLOCATION	05	010010	311,013.00	05	010010	05	115801	Y	
		FY 2019 BUDGET ALLOCATION	05	010010	226,666.00	05	010010	05	115800-00000	Y	
		** Increase in Fund Balance **			657,666.00						
05	011520	COOP AG									
		FY 2019 BUDGET ALLOCATION	05	010010	1,210,052.00	05	010010	05	115217-00000	Y	
		** Increase in Fund Balance **			1,210,052.00						

Printed on a Xerox 9700 Laser Printing System at the Computing Services Center / Texas A&M University

Form: URGB01 (02/05/85)

CC	Account	Transaction Description	- Offset - CC	Account	Amount	-------- Actual Entry --------- ---- From ----- CC	Account	----- To ------ CC	Account	Feed	Mand
05	011600	EXTENSION									
		FY 2019 BUDGET ALLOCATION	05	010010	923,847.00	05	010010	05	116122-00000	Y	
		** Increase in Fund Balance **			923,847.00						
05	011700	PHYSICAL PLANT									
		FY 2019 BUDGET ALLOCATION	05	010010	193,837.00	05	010010	05	117120-00000	Y	
		FY 2019 BUDGET ALLOCATION	05	010010	815,038.00	05	010010	05	117110-00000	Y	
		** Increase in Fund Balance **			1,008,875.00						
05	011800	STATE SCHOLARSHIPS									
		FY 2019 BUDGET ALLOCATION	05	010010	775,000.00	05	010010	05	118905	Y	
		FY 2019 BUDGET ALLOCATION	05	010010	76,354.00	05	010010	05	118006	Y	
		FY 2019 BUDGET ALLOCATION	05	010010	33,269.00	05	010010	05	118029-00000	Y	
		FY 2019 BUDGET ALLOCATION	05	010010	75,838.00	05	010010	05	118001	Y	
		FY 2019 BUDGET ALLOCATION	05	010010	12,000.00	05	010010	05	118217	Y	
		FY 2019 BUDGET ALLOCATION	05	010010	27,007.00	05	010010	05	118098	Y	
		FY 2019 BUDGET ALLOCATION	05	010010	103,655.00	05	010010	05	118002-00000	Y	
		FY 2019 BUDGET ALLOCATION	05	010010	132,719.00	05	010010	05	118071	Y	
		** Increase in Fund Balance **			1,235,842.00						
05	011850	JUVENILE JUSTICE									
		FY 2019 BUDGET ALLOCATION	05	010260	654,676.00	05	102201	05	118584-00000	Y	
		FY 2019 BUDGET ALLOCATION	05	010260	106,629.00	05	102201	05	118585-00000	Y	
		FY 2019 BUDGET ALLOCATION	05	010260	163,727.00	05	102201	05	118587-00000	Y	
		FY 2019 BUDGET ALLOCATION	05	010260	436,249.00	05	102201	05	118586-00000	Y	
		** Increase in Fund Balance **			1,361,281.00						
05	017001	ACADEMIC DEVELOPMENT INITIATIVE-ADI									
		FY 2019 BUDGET ALLOCATION	05	010281	1,172,724.00	05	010281	05	171781-00000	Y	
		FY 2019 BUDGET ALLOCATION	05	010281	163,768.00	05	010281	05	172904	Y	
		FY 2019 BUDGET ALLOCATION	05	010281	614,304.00	05	010281	05	178028-00000	Y	
		FY 2019 BUDGET ALLOCATION	05	010281	500,000.00	05	010281	05	172650-00000	Y	
		FY 2019 BUDGET ALLOCATION	05	010281	247,311.00	05	010281	05	172907-00000	Y	
		FY 2019 BUDGET ALLOCATION	05	010281	479,044.00	05	010281	05	178027-00000	Y	
		FY 2019 BUDGET ALLOCATION	05	010281	1,637,634.00	05	010281	05	172620-00000	Y	
		FY 2019 BUDGET ALLOCATION	05	010281	97,796.00	05	010281	05	178011	Y	
		FY 2019 BUDGET ALLOCATION	05	010281	500,000.00	05	010281	05	178013-00000	Y	
		FY 2019 BUDGET ALLOCATION	05	010281	288,312.00	05	010281	05	172440	Y	
		FY 2019 BUDGET ALLOCATION	05	010281	509,998.00	05	010281	05	170607	Y	
		FY 2019 BUDGET ALLOCATION	05	010281	1,188,844.00	05	010281	05	172170-00000	Y	
		FY 2019 BUDGET ALLOCATION	05	010281	203,764.00	05	010281	05	172400-00000	Y	
		FY 2019 BUDGET ALLOCATION	05	010281	359,931.00	05	010281	05	172135	Y	
		FY 2019 BUDGET ALLOCATION	05	010281	316,728.00	05	010281	05	172405-00000	Y	
		FY 2019 BUDGET ALLOCATION	05	010281	918,868.00	05	010281	05	172225	Y	
		FY 2019 BUDGET ALLOCATION	05	010281	245,407.00	05	010281	05	172331	Y	
		FY 2019 BUDGET ALLOCATION	05	010281	497,995.00	05	010281	05	171786-00000	Y	
		FY 2019 BUDGET ALLOCATION	05	010281	266,875.00	05	010281	05	172406-00000	Y	

Printed on a Xerox 9700 Laser Printing System at the Computing Services Center / Texas A&M University

Form: URGB01 (02/05/85)

CC	Account	Transaction Description	Offset CC	Offset Account	Amount	Actual Entry From CC	Actual Entry From Account	Actual Entry To CC	Actual Entry To Account	Feed	Mand
05	017001	ACADEMIC DEVELOPMENT INITIATIVE-ADI									
		FY 2019 BUDGET ALLOCATION	05	010281	446,404.00	05	010281	05	172315	Y	
		FY 2019 BUDGET ALLOCATION	05	010281	634,556.00	05	010281	05	172330	Y	
		FY 2019 BUDGET ALLOCATION	05	010281	53,966.00	05	010281	05	170625	Y	
		FY 2019 BUDGET ALLOCATION	05	010281	28,274.00	05	010281	05	170304	Y	
		FY 2019 BUDGET ALLOCATION	05	010281	305,550.00	05	010281	05	170640	Y	
		FY 2019 BUDGET ALLOCATION	05	010281	263,465.00	05	010281	05	170202	Y	
		FY 2019 BUDGET ALLOCATION	05	010281	400,000.00	05	010281	05	171301	Y	
		FY 2019 BUDGET ALLOCATION	05	010281	50,000.00	05	010281	05	170501	Y	
		FY 2019 BUDGET ALLOCATION	05	010281	108,482.00	05	010281	05	170630	Y	
		** Increase in Fund Balance **			12,500,000.00						
05	018000	AUF ENHANCEMENTS ACCOUNTS									
		FY 2019 AUF ALLOCATION	05	022990	501,000.00	05	022990	05	018000	Y	
		FY 2019 AUF ALLOCATION	05	022990	21,456,000.00	05	022990	05	018000	Y	
		FY 2019 AUF ONE TIME ALLOCATION	05	022990	3,500,000.00	05	022990	05	018000	Y	
		** Increase in Fund Balance **			25,457,000.00						
05	020002	AFR DESIGNATED - G/L ACCOUNT									
		FY 2019 TRANSFER	05	040002	20,239,516.00	05	440002	05	220002	N	
		** Increase in Fund Balance **			20,239,516.00						
05	020099	DES. RESERVE FOR OPER. AND TRAVEL									
		FY 2019 BUDGET ALLOCATION	05	020100	30,300.00	05	220100	05	210151	Y	
		FY 2019 BUDGET ALLOCATION	05	020100	8,963.00	05	220100	05	212805	Y	
		FY 2019 BUDGET ALLOCATION	05	020100	13,320.00	05	220100	05	212950	Y	
		FY 2019 BUDGET ALLOCATION	05	020100	6,379.00	05	220100	05	212905	Y	
		FY 2019 BUDGET ALLOCATION	05	020100	10,512.00	05	220100	05	212904	Y	
		FY 2019 BUDGET ALLOCATION	05	020100	69,540.00	05	220100	05	212900	Y	
		FY 2019 BUDGET ALLOCATION	05	020100	826.00	05	220100	05	212815	Y	
		FY 2019 BUDGET ALLOCATION	05	020100	7,613.00	05	220100	05	212810	Y	
		FY 2019 BUDGET ALLOCATION	05	020100	21,525.00	05	220100	05	210152	Y	
		FY 2019 BUDGET ALLOCATION	05	020100	16,197.00	05	220100	05	217120-00000	Y	
		FY 2019 BUDGET ALLOCATION	05	020100	204,567.00	05	220100	05	218027-00000	Y	
		FY 2019 BUDGET ALLOCATION	05	020100	7,812.00	05	220100	05	218011	Y	
		FY 2019 BUDGET ALLOCATION	05	020100	505,025.00	05	220100	05	217514	Y	
		FY 2019 BUDGET ALLOCATION	05	020100	4,264,454.00	05	220100	05	217510-00000	Y	
		FY 2019 BUDGET ALLOCATION	05	020100	1,447,100.00	05	220100	05	217211-00000	Y	
		FY 2019 BUDGET ALLOCATION	05	020100	27,000.00	05	220100	05	210150	Y	
		FY 2019 BUDGET ALLOCATION	05	020100	56,836.00	05	220100	05	212952	Y	
		FY 2019 BUDGET ALLOCATION	05	020100	84,965.00	05	220100	05	217021	Y	
		FY 2019 BUDGET ALLOCATION	05	020100	10,000.00	05	220100	05	217016	Y	
		FY 2019 BUDGET ALLOCATION	05	020100	7,500.00	05	220100	05	216111	Y	
		FY 2019 BUDGET ALLOCATION	05	020100	7,500.00	05	220100	05	215111	Y	
		FY 2019 BUDGET ALLOCATION	05	020100	25,515.00	05	220100	05	212960	Y	
		FY 2019 BUDGET ALLOCATION	05	020100	7,230.00	05	220100	05	212955	Y	
		FY 2019 BUDGET ALLOCATION	05	020100	33,000.00	05	220100	05	210140	Y	

Printed on a Xerox 9700 Laser Printing System at the Computing Services Center / Texas A&M University

Form: URGB01 (02/05/85)

CC	Account	Transaction Description	- Offset - CC	Account	Amount	Actual Entry From CC	Account	To CC	Account	Feed	Mand
05	020099	DES. RESERVE FOR OPER. AND TRAVEL									
		FY 2019 BUDGET ALLOCATION	05	020100	58,609.00	05	220100	05	212600	Y	
		FY 2019 BUDGET ALLOCATION	05	020100	15,768.00	05	220100	05	212800	Y	
		FY 2019 BUDGET ALLOCATION	05	020100	17,216.00	05	220100	05	212715-00000	Y	
		FY 2019 BUDGET ALLOCATION	05	020100	15,578.00	05	220100	05	212700	Y	
		FY 2019 BUDGET ALLOCATION	05	020100	40,000.00	05	220100	05	212690	Y	
		FY 2019 BUDGET ALLOCATION	05	020100	24,093.00	05	220100	05	212666	Y	
		FY 2019 BUDGET ALLOCATION	05	020100	60,639.00	05	220100	05	212620-00000	Y	
		FY 2019 BUDGET ALLOCATION	05	020100	22,627.00	05	220100	05	212330	Y	
		FY 2019 BUDGET ALLOCATION	05	020100	31,405.00	05	220100	05	212500	Y	
		FY 2019 BUDGET ALLOCATION	05	020100	14,477.00	05	220100	05	212440	Y	
		FY 2019 BUDGET ALLOCATION	05	020100	15,757.00	05	220100	05	212405	Y	
		FY 2019 BUDGET ALLOCATION	05	020100	24,850.00	05	220100	05	212400-00000	Y	
		FY 2019 BUDGET ALLOCATION	05	020100	6,521.00	05	220100	05	212340	Y	
		FY 2019 BUDGET ALLOCATION	05	020100	6,910.00	05	220100	05	212335	Y	
		FY 2019 BUDGET ALLOCATION	05	020100	21,456.00	05	220100	05	212225	Y	
		FY 2019 BUDGET ALLOCATION	05	020100	35,231.00	05	220100	05	212325-00000	Y	
		FY 2019 BUDGET ALLOCATION	05	020100	27,229.00	05	220100	05	212315	Y	
		FY 2019 BUDGET ALLOCATION	05	020100	30,902.00	05	220100	05	212300-00000	Y	
		FY 2019 BUDGET ALLOCATION	05	020100	30,781.00	05	220100	05	212250	Y	
		FY 2019 BUDGET ALLOCATION	05	020100	10,898.00	05	220100	05	212240	Y	
		FY 2019 BUDGET ALLOCATION	05	020100	11,418.00	05	220100	05	212235	Y	
		FY 2019 BUDGET ALLOCATION	05	020100	33,149.00	05	220100	05	212143-00000	Y	
		FY 2019 BUDGET ALLOCATION	05	020100	21,784.00	05	220100	05	212220-00000	Y	
		FY 2019 BUDGET ALLOCATION	05	020100	14,592.00	05	220100	05	212215-00000	Y	
		FY 2019 BUDGET ALLOCATION	05	020100	28,202.00	05	220100	05	212200	Y	
		FY 2019 BUDGET ALLOCATION	05	020100	500.00	05	220100	05	212165	Y	
		FY 2019 BUDGET ALLOCATION	05	020100	13,943.00	05	220100	05	212160	Y	
		FY 2019 BUDGET ALLOCATION	05	020100	5,290.00	05	220100	05	212146-00000	Y	
		FY 2019 BUDGET ALLOCATION	05	020100	3,341.00	05	220100	05	212112	Y	
		FY 2019 BUDGET ALLOCATION	05	020100	23,385.00	05	220100	05	212140	Y	
		FY 2019 BUDGET ALLOCATION	05	020100	25,260.00	05	220100	05	212135-00000	Y	
		FY 2019 BUDGET ALLOCATION	05	020100	28,810.00	05	220100	05	212123-00000	Y	
		FY 2019 BUDGET ALLOCATION	05	020100	15,061.00	05	220100	05	212120	Y	
		FY 2019 BUDGET ALLOCATION	05	020100	9,600.00	05	220100	05	212115	Y	
		FY 2019 BUDGET ALLOCATION	05	020100	22,933.00	05	220100	05	212113-00000	Y	
		FY 2019 BUDGET ALLOCATION	05	020100	69,024.00	05	220100	05	210705	Y	
		FY 2019 BUDGET ALLOCATION	05	020100	43,538.00	05	220100	05	212110	Y	
		FY 2019 BUDGET ALLOCATION	05	020100	38,369.00	05	220100	05	212100-00000	Y	
		FY 2019 BUDGET ALLOCATION	05	020100	78,007.00	05	220100	05	211786	Y	
		FY 2019 BUDGET ALLOCATION	05	020100	50,000.00	05	220100	05	211780	Y	
		FY 2019 BUDGET ALLOCATION	05	020100	99,844.00	05	220100	05	211400	Y	
		FY 2019 BUDGET ALLOCATION	05	020100	25,000.00	05	220100	05	210800	Y	
		FY 2019 BUDGET ALLOCATION	05	020100	14,441.00	05	220100	05	210610	Y	
		FY 2019 BUDGET ALLOCATION	05	020100	17,768.00	05	220100	05	210701	Y	
		FY 2019 BUDGET ALLOCATION	05	020100	30,011.00	05	220100	05	210640-00000	Y	
		FY 2019 BUDGET ALLOCATION	05	020100	38,419.00	05	220100	05	210630	Y	

Printed on a Xerox 9700 Laser Printing System at the Computing Services Center / Texas A&M University

Form: URGB01 (02/05/85)

			Actual Entry			
		Offset	From	To		
CC Account	Transaction Description	CC Account	Amount	CC Account	CC Account	Feed	Mand
05 020099	DES. RESERVE FOR OPER. AND TRAVEL						
	FY 2019 BUDGET ALLOCATION	05 020100	10,966.00	05 220100	05 210625	Y	
	FY 2019 BUDGET ALLOCATION	05 020100	36,824.00	05 220100	05 210616	Y	
	FY 2019 BUDGET ALLOCATION	05 020100	4,106.00	05 220100	05 210615-00000	Y	
	FY 2019 BUDGET ALLOCATION	05 020100	19,252.00	05 220100	05 210500-00000	Y	
	FY 2019 BUDGET ALLOCATION	05 020100	34,069.00	05 220100	05 210606	Y	
	FY 2019 BUDGET ALLOCATION	05 020100	74,983.00	05 220100	05 210605	Y	
	FY 2019 BUDGET ALLOCATION	05 020100	10,998.00	05 220100	05 210600	Y	
	FY 2019 BUDGET ALLOCATION	05 020100	9,340.00	05 220100	05 210545	Y	
	FY 2019 BUDGET ALLOCATION	05 020100	40,000.00	05 220100	05 210505	Y	
	FY 2019 BUDGET ALLOCATION	05 020100	4,100.00	05 220100	05 210504	Y	
	FY 2019 BUDGET ALLOCATION	05 020100	15,000.00	05 220100	05 210153	Y	
	FY 2019 BUDGET ALLOCATION	05 020100	18,325.00	05 220100	05 210401	Y	
	FY 2019 BUDGET ALLOCATION	05 020100	166,046.00	05 220100	05 210400-00000	Y	
	FY 2019 BUDGET ALLOCATION	05 020100	4,923,373.00	05 220100	05 210314-00000	Y	
	FY 2019 BUDGET ALLOCATION	05 020100	303,000.00	05 220100	05 210313	Y	
	FY 2019 BUDGET ALLOCATION	05 020100	10,648.00	05 220100	05 210309	Y	
	FY 2019 BUDGET ALLOCATION	05 020100	42,558.00	05 220100	05 210300	Y	
	FY 2019 DEBT SERVICE	05 020102	394,750.00-	05 217211-00000	05 020102	Y	
	** Increase in Fund Balance **		13,475,153.00				
05 020100	DESIGNATED TUITION						
	FY 2019 BUDGET ALLOCATION	05 020099	30,300.00-	05 220100	05 210151	Y	
	FY 2019 BUDGET ALLOCATION	05 020099	7,812.00-	05 220100	05 218011	Y	
	FY 2019 BUDGET ALLOCATION	05 020099	505,025.00-	05 220100	05 217514	Y	
	FY 2019 BUDGET ALLOCATION	05 020099	4,264,454.00-	05 220100	05 217510-00000	Y	
	FY 2019 BUDGET ALLOCATION	05 020099	1,447,100.00-	05 220100	05 217211-00000	Y	
	FY 2019 BUDGET ALLOCATION	05 020099	16,197.00-	05 220100	05 217120-00000	Y	
	FY 2019 BUDGET ALLOCATION	05 020099	204,567.00-	05 220100	05 218027-00000	Y	
	FY 2019 BUDGET ALLOCATION	05 020099	21,525.00-	05 220100	05 210152	Y	
	FY 2019 BUDGET ALLOCATION	05 020099	25,515.00-	05 220100	05 212960	Y	
	FY 2019 BUDGET ALLOCATION	05 020099	84,965.00-	05 220100	05 217021	Y	
	FY 2019 BUDGET ALLOCATION	05 020099	7,500.00-	05 220100	05 216111	Y	
	FY 2019 BUDGET ALLOCATION	05 020099	7,500.00-	05 220100	05 215111	Y	
	FY 2019 BUDGET ALLOCATION	05 020099	7,230.00-	05 220100	05 212955	Y	
	FY 2019 BUDGET ALLOCATION	05 020099	56,836.00-	05 220100	05 212952	Y	
	FY 2019 BUDGET ALLOCATION	05 020099	10,000.00-	05 220100	05 217016	Y	
	FY 2019 BUDGET ALLOCATION	05 020099	27,000.00-	05 220100	05 210150	Y	
	FY 2019 BUDGET ALLOCATION	05 020099	8,963.00-	05 220100	05 212805	Y	
	FY 2019 BUDGET ALLOCATION	05 020099	13,320.00-	05 220100	05 212950	Y	
	FY 2019 BUDGET ALLOCATION	05 020099	6,379.00-	05 220100	05 212905	Y	
	FY 2019 BUDGET ALLOCATION	05 020099	10,512.00-	05 220100	05 212904	Y	
	FY 2019 BUDGET ALLOCATION	05 020099	69,540.00-	05 220100	05 212900	Y	
	FY 2019 BUDGET ALLOCATION	05 020099	826.00-	05 220100	05 212815	Y	
	FY 2019 BUDGET ALLOCATION	05 020099	7,613.00-	05 220100	05 212810	Y	
	FY 2019 BUDGET ALLOCATION	05 020099	33,000.00-	05 220100	05 210140	Y	
	FY 2019 BUDGET ALLOCATION	05 020099	40,000.00-	05 220100	05 212690	Y	

Printed on a Xerox 9700 Laser Printing System at the Computing Services Center / Texas A&M University

Form: URGB01 (02/05/85)

CC	Account	Transaction Description	- Offset - CC	Account	Amount	Actual Entry From CC	Account	To CC	Account	Feed	Mand
05	020100	DESIGNATED TUITION									
		FY 2019 BUDGET ALLOCATION	05	020099	15,768.00-	05	220100	05	212800	Y	
		FY 2019 BUDGET ALLOCATION	05	020099	15,578.00-	05	220100	05	212700	Y	
		FY 2019 BUDGET ALLOCATION	05	020099	24,093.00-	05	220100	05	212666	Y	
		FY 2019 BUDGET ALLOCATION	05	020099	60,639.00-	05	220100	05	212620-00000	Y	
		FY 2019 BUDGET ALLOCATION	05	020099	58,609.00-	05	220100	05	212600	Y	
		FY 2019 BUDGET ALLOCATION	05	020099	17,216.00-	05	220100	05	212715-00000	Y	
		FY 2019 BUDGET ALLOCATION	05	020099	24,850.00-	05	220100	05	212400-00000	Y	
		FY 2019 BUDGET ALLOCATION	05	020099	6,521.00-	05	220100	05	212340	Y	
		FY 2019 BUDGET ALLOCATION	05	020099	22,627.00-	05	220100	05	212330	Y	
		FY 2019 BUDGET ALLOCATION	05	020099	31,405.00-	05	220100	05	212500	Y	
		FY 2019 BUDGET ALLOCATION	05	020099	14,477.00-	05	220100	05	212440	Y	
		FY 2019 BUDGET ALLOCATION	05	020099	15,757.00-	05	220100	05	212405	Y	
		FY 2019 BUDGET ALLOCATION	05	020099	6,910.00-	05	220100	05	212335	Y	
		FY 2019 BUDGET ALLOCATION	05	020099	30,781.00-	05	220100	05	212250	Y	
		FY 2019 BUDGET ALLOCATION	05	020099	35,231.00-	05	220100	05	212325-00000	Y	
		FY 2019 BUDGET ALLOCATION	05	020099	30,902.00-	05	220100	05	212300-00000	Y	
		FY 2019 BUDGET ALLOCATION	05	020099	10,898.00-	05	220100	05	212240	Y	
		FY 2019 BUDGET ALLOCATION	05	020099	11,418.00-	05	220100	05	212235	Y	
		FY 2019 BUDGET ALLOCATION	05	020099	21,456.00-	05	220100	05	212225	Y	
		FY 2019 BUDGET ALLOCATION	05	020099	27,229.00-	05	220100	05	212315	Y	
		FY 2019 BUDGET ALLOCATION	05	020099	500.00-	05	220100	05	212165	Y	
		FY 2019 BUDGET ALLOCATION	05	020099	21,784.00-	05	220100	05	212220-00000	Y	
		FY 2019 BUDGET ALLOCATION	05	020099	28,202.00-	05	220100	05	212200	Y	
		FY 2019 BUDGET ALLOCATION	05	020099	13,943.00-	05	220100	05	212160	Y	
		FY 2019 BUDGET ALLOCATION	05	020099	5,290.00-	05	220100	05	212146-00000	Y	
		FY 2019 BUDGET ALLOCATION	05	020099	33,149.00-	05	220100	05	212143-00000	Y	
		FY 2019 BUDGET ALLOCATION	05	020099	14,592.00-	05	220100	05	212215-00000	Y	
		FY 2019 BUDGET ALLOCATION	05	020099	15,061.00-	05	220100	05	212120	Y	
		FY 2019 BUDGET ALLOCATION	05	020099	9,600.00-	05	220100	05	212115	Y	
		FY 2019 BUDGET ALLOCATION	05	020099	3,341.00-	05	220100	05	212112	Y	
		FY 2019 BUDGET ALLOCATION	05	020099	23,385.00-	05	220100	05	212140	Y	
		FY 2019 BUDGET ALLOCATION	05	020099	25,260.00-	05	220100	05	212135-00000	Y	
		FY 2019 BUDGET ALLOCATION	05	020099	28,810.00-	05	220100	05	212123-00000	Y	
		FY 2019 BUDGET ALLOCATION	05	020099	22,933.00-	05	220100	05	212113-00000	Y	
		FY 2019 BUDGET ALLOCATION	05	020099	99,844.00-	05	220100	05	211400	Y	
		FY 2019 BUDGET ALLOCATION	05	020099	50,000.00-	05	220100	05	211780	Y	
		FY 2019 BUDGET ALLOCATION	05	020099	69,024.00-	05	220100	05	210705	Y	
		FY 2019 BUDGET ALLOCATION	05	020099	43,538.00-	05	220100	05	212110	Y	
		FY 2019 BUDGET ALLOCATION	05	020099	38,369.00-	05	220100	05	212100-00000	Y	
		FY 2019 BUDGET ALLOCATION	05	020099	78,007.00-	05	220100	05	211786	Y	
		FY 2019 BUDGET ALLOCATION	05	020099	25,000.00-	05	220100	05	210800	Y	
		FY 2019 BUDGET ALLOCATION	05	020099	10,966.00-	05	220100	05	210625	Y	
		FY 2019 BUDGET ALLOCATION	05	020099	17,768.00-	05	220100	05	210701	Y	
		FY 2019 BUDGET ALLOCATION	05	020099	38,419.00-	05	220100	05	210630	Y	
		FY 2019 BUDGET ALLOCATION	05	020099	36,824.00-	05	220100	05	210616	Y	
		FY 2019 BUDGET ALLOCATION	05	020099	4,106.00-	05	220100	05	210615-00000	Y	

Printed on a Xerox 9700 Laser Printing System at the Computing Services Center / Texas A&M University

Form: URGB01 (02/05/85)

CC	Account	Transaction Description	- Offset - CC	Account	Amount	Actual Entry From CC	Account	To CC	Account	Feed	Mand
05	020100	DESIGNATED TUITION									
		FY 2019 BUDGET ALLOCATION	05	020099	14,441.00-	05	220100	05	210610	Y	
		FY 2019 BUDGET ALLOCATION	05	020099	30,011.00-	05	220100	05	210640-00000	Y	
		FY 2019 BUDGET ALLOCATION	05	020099	34,069.00-	05	220100	05	210606	Y	
		FY 2019 BUDGET ALLOCATION	05	020099	10,998.00-	05	220100	05	210600	Y	
		FY 2019 BUDGET ALLOCATION	05	020099	40,000.00-	05	220100	05	210505	Y	
		FY 2019 BUDGET ALLOCATION	05	020099	9,340.00-	05	220100	05	210545	Y	
		FY 2019 BUDGET ALLOCATION	05	020099	4,100.00-	05	220100	05	210504	Y	
		FY 2019 BUDGET ALLOCATION	05	020099	19,252.00-	05	220100	05	210500-00000	Y	
		FY 2019 BUDGET ALLOCATION	05	020099	74,983.00-	05	220100	05	210605	Y	
		FY 2019 BUDGET ALLOCATION	05	020099	10,648.00-	05	220100	05	210309	Y	
		FY 2019 BUDGET ALLOCATION	05	020099	303,000.00-	05	220100	05	210313	Y	
		FY 2019 BUDGET ALLOCATION	05	020099	15,000.00-	05	220100	05	210153	Y	
		FY 2019 BUDGET ALLOCATION	05	020099	18,325.00-	05	220100	05	210401	Y	
		FY 2019 BUDGET ALLOCATION	05	020099	166,046.00-	05	220100	05	210400-00000	Y	
		FY 2019 BUDGET ALLOCATION	05	020099	4,923,373.00-	05	220100	05	210314-00000	Y	
		FY 2019 BUDGET ALLOCATION	05	020099	42,558.00-	05	220100	05	210300	Y	
		FY 2019 DESIG TUITION DEBT	05	020102	1,504,428.00-	05	220100	05	020102	Y	
		FY 2019 BUDGET ALLOCATION	05	020789	250,000.00-	05	220100	05	220789-00000	Y	
		FY 2019 BUDGET ALLOCATION	05	020789	116,735.00-	05	220100	05	220789-00000	Y	
		FY 2019 BUDGET ALLOCATION	05	022100	1,412,106.00-	05	220100	05	222100-00000	Y	
		FY 2019 BUDGET ALLOCATION	05	022102	120,000.00-	05	220100	05	222102	Y	
		FY 2019 BUDGET ALLOCATION	05	022104	100,000.00-	05	220100	05	222104	Y	
		FY 2019 BUDGET ALLOCATION	05	022126	119,130.00-	05	220100	05	222126	Y	
		FY 2019 BUDGET ALLOCATION	05	022137	25,000.00-	05	220100	05	222137	Y	
		FY 2019 BUDGET ALLOCATION	05	022160	252,701.00-	05	220100	05	222160	Y	
		FY 2019 BUDGET ALLOCATION	05	022163	267,920.00-	05	220100	05	222163	Y	
		FY 2019 BUDGET ALLOCATION	05	022164	211,699.00-	05	220100	05	222164	Y	
		FY 2019 BUDGET ALLOCATION	05	022213	6,745.00-	05	220100	05	222213	Y	
		FY 2019 BUDGET ALLOCATION	05	022236	7,000.00-	05	220100	05	222236	Y	
		FY 2019 BUDGET ALLOCATION	05	022238	24,910.00-	05	220100	05	222238	Y	
		FY 2019 BUDGET ALLOCATION	05	022242	250,000.00-	05	220100	05	222242	Y	
		FY 2019 BUDGET ALLOCATION	05	022245	50,000.00-	05	220100	05	222245-00000	Y	
		FY 2019 BUDGET ALLOCATION	05	022247	193,232.00-	05	220100	05	222247-00000	Y	
		FY 2019 BUDGET ALLOCATION	05	022252	95,565.00-	05	220100	05	222252-00000	Y	
		FY 2019 BUDGET ALLOCATION	05	022253	466,826.00-	05	220100	05	222253	Y	
		FY 2019 BUDGET ALLOCATION	05	022254	285,000.00-	05	220100	05	222254	Y	
		FY 2019 BUDGET ALLOCATION	05	022258	96,000.00-	05	220100	05	222258	Y	
		FY 2019 BUDGET ALLOCATION	05	022259	402,686.00-	05	220100	05	222259	Y	
		FY 2019 BUDGET ALLOCATION	05	022264	88,722.00-	05	220100	05	222264	Y	
		FY 2019 BUDGET ALLOCATION	05	022265	82,658.00-	05	220100	05	222265	Y	
		FY 2019 BUDGET ALLOCATION	05	022281	447,434.00-	05	220100	05	222281-00000	Y	
		FY 2019 BUDGET ALLOCATION	05	022282	204,729.00-	05	220100	05	222282	Y	
		FY 2019 BUDGET ALLOCATION	05	022284	179,200.00-	05	220100	05	222284-00000	Y	
		FY 2019 BUDGET ALLOCATION	05	022400	821,783.00-	05	220100	05	222400	Y	
		FY 2019 BUDGET ALLOCATION	05	022400	6,699.00-	05	220100	05	222400	Y	
		FY 2019 BUDGET ALLOCATION	05	022541	38,993.00-	05	220100	05	222541	Y	

Printed on a Xerox 9700 Laser Printing System at the Computing Services Center / Texas A&M University

Form: URGB01 (02/05/85)

CC	Account	Transaction Description	- Offset - CC	Account	Amount	Actual Entry From CC	Account	To CC	Account	Feed	Mand
05	020100	DESIGNATED TUITION									
		FY 2019 BUDGET ALLOCATION	05	022645	109,567.00-	05	220100	05	222645	Y	
		FY 2019 BUDGET ALLOCATION	05	023500	123,906.00-	05	220100	05	223500	Y	
		FY 2019 BUDGET ALLOCATION	05	025560	12,000.00-	05	220100	05	225560	Y	
		FY 2019 BUDGET ALLOCATION	05	026300	32,736.00-	05	220100	05	226300	Y	
		FY 2019 BUDGET ALLOCATION	05	026504	370,000.00-	05	220100	05	226504	Y	
		FY 2019 BUDGET ALLOCATION	05	026506	100,000.00-	05	220100	05	226506	Y	
		FY 2019 BUDGET ALLOCATION	05	026509	100,000.00-	05	220100	05	226509	Y	
		FY 2019 BUDGET ALLOCATION	05	026513	244,930.00-	05	220100	05	226513	Y	
		FY 2019 BUDGET ALLOCATION	05	026514	134,532.00-	05	220100	05	226514	Y	
		FY 2019 BUDGET ALLOCATION	05	026517	20,000.00-	05	220100	05	226517	Y	
		FY 2019 BUDGET ALLOCATION	05	026526	500,000.00-	05	220100	05	226526-00000	Y	
		FY 2019 BUDGET ALLOCATION	05	026707	119,000.00-	05	220100	05	226707	Y	
		FY 2019 BUDGET ALLOCATION	05	026715	3,791,301.00-	05	220100	05	226715-00000	Y	
		FY 2019 BUDGET ALLOCATION	05	026716	305,067.00-	05	220100	05	226716	Y	
		FY 2019 BUDGET ALLOCATION	05	026718	349,923.00-	05	220100	05	226718	Y	
		FY 2019 BUDGET ALLOCATION	05	026719	660,000.00-	05	220100	05	226719	Y	
		FY 2019 BUDGET ALLOCATION	05	026722	420,000.00-	05	220100	05	226722	Y	
		FY 2019 BUDGET ALLOCATION	05	026725	800,000.00-	05	220100	05	226725	Y	
		FY 2019 BUDGET ALLOCATION	05	026726	819,200.00-	05	220100	05	226726	Y	
		FY 2019 BUDGET ALLOCATION	05	026727	349,881.00-	05	220100	05	226727	Y	
		FY 2019 BUDGET ALLOCATION	05	026731	496,756.00-	05	220100	05	226731	Y	
		FY 2019 BUDGET ALLOCATION	05	026732	101,320.00-	05	220100	05	226732	Y	
		FY 2019 BUDGET ALLOCATION	05	031000	76,025.00-	05	220100	05	331010	Y	
		FY 2019 BUDGET ALLOCATION	05	031000	180,067.00-	05	220100	05	331040	Y	
		FY 2019 BUDGET ALLOCATION	05	031000	177,341.00-	05	220100	05	331050	Y	
		FY 2019 BUDGET ALLOCATION	05	031000	238,842.00-	05	220100	05	331045	Y	
		FY 2019 BUDGET ALLOCATION	05	031000	189,965.00-	05	220100	05	331011	Y	
		FY 2019 BUDGET ALLOCATION	05	031000	168,147.00-	05	220100	05	331012	Y	
		FY 2019 BUDGET ALLOCATION	05	031000	147,392.00-	05	220100	05	331035	Y	
		FY 2019 BUDGET ALLOCATION	05	031000	11,132.00-	05	220100	05	331030	Y	
		FY 2019 BUDGET ALLOCATION	05	031000	129,212.00-	05	220100	05	331025	Y	
		FY 2019 BUDGET ALLOCATION	05	031000	73,618.00-	05	220100	05	331020	Y	
		FY 2019 BUDGET ALLOCATION	05	031000	31,159.00-	05	220100	05	331015	Y	
		FY 2019 BUDGET ALLOCATION	05	031000	172,873.00-	05	220100	05	331013	Y	
		FY 2019 BUDGET ALLOCATION	05	031000	218,801.00-	05	220100	05	331007	Y	
		FY 2019 BUDGET ALLOCATION	05	031000	309,120.00-	05	220100	05	331006	Y	
		FY 2019 BUDGET ALLOCATION	05	031000	76,412.00-	05	220100	05	331002	Y	
		FY 2019 BUDGET ALLOCATION	05	031000	439,780.00-	05	220100	05	331000	Y	
		FY 2019 BUDGET ALLOCATION	05	032000	319,587.00-	05	220100	05	332000	Y	
		** Decrease in Fund Balance **			34,917,396.00-						
05	020102	DESIGNATED TUITION DEBT SER. RES.									
		FY 2019 DEBT SERVICE	05	020099	394,750.00	05	217211-00000	05	020102	Y	
		FY 2019 DESIG TUITION DEBT	05	020100	1,504,428.00	05	220100	05	020102	Y	
		FY 2019 CAPITAL RENEWAL DEBT	01	088828	394,750.00-	05	020102	01	088828	N	Y
		FY 2019 DESIGNATED DEBT SVC	01	088828	1,504,428.00-	05	020102	01	088828	N	Y
		** Decrease in Fund Balance **			0.00						

Printed on a Xerox 9700 Laser Printing System at the Computing Services Center / Texas A&M University

Form: URGB01 (02/05/85)

CC	Account	Transaction Description	- Offset - CC	Account	Amount	Actual Entry From CC	Account	To CC	Account	Feed	Mand
05	020789	DESIGNATED SALARY ALLOCATION									
		FY 2019 BUDGET ALLOCATION	05	020100	250,000.00	05	220100	05	220789-00000	Y	
		FY 2019 BUDGET ALLOCATION	05	020100	116,735.00	05	220100	05	220789-00000	Y	
		** Increase in Fund Balance **			366,735.00						
05	022094	PERFORMANCED BASED FUNDING									
		FY 2019 BUDGET ALLOCATION	05	022099	100,000.00	05	222098	05	222094	Y	
		** Increase in Fund Balance **			100,000.00						
05	022095	PRESIDENT'S INTEREST INCOME ACCOUNT									
		FY 2019 BUDGET ALLOCATION	05	022099	29,329.00	05	222098	05	222095	Y	
		** Increase in Fund Balance **			29,329.00						
05	022096	CCP BANKS CHARGES									
		FY 2019 BUDGET ALLOCATION	05	022099	300,000.00	05	222098	05	222096	Y	
		** Increase in Fund Balance **			300,000.00						
05	022097	RESEARCH G C WRIGHT									
		FY 2019 BUDGET ALLOCATION	05	022099	20,000.00	05	222098	05	222097	Y	
		** Increase in Fund Balance **			20,000.00						
05	022099	INTEREST INCOME									
		FY 2019 BUDGET ALLOCATION	05	022094	100,000.00-	05	222098	05	222094	Y	
		FY 2019 BUDGET ALLOCATION	05	022095	29,329.00-	05	222098	05	222095	Y	
		FY 2019 BUDGET ALLOCATION	05	022096	300,000.00-	05	222098	05	222096	Y	
		FY 2019 BUDGET ALLOCATION	05	022097	20,000.00-	05	222098	05	222097	Y	
		FY 2019 BUDGET ALLOCATION	05	022103	60,000.00-	05	222098	05	222103	Y	
		FY 2019 BUDGET ALLOCATION	05	022142	500,000.00-	05	222098	05	222142	Y	
		FY 2019 BUDGET ALLOCATION	05	022150	16,875.00-	05	222098	05	222150	Y	
		FY 2019 BUDGET ALLOCATION	05	022158	11,671.00-	05	222098	05	222158	Y	
		FY 2019 BUDGET ALLOCATION	05	022162	150,000.00-	05	222098	05	222162	Y	
		FY 2019 BUDGET ALLOCATION	05	022174	7,816.00-	05	222098	05	222174	Y	
		FY 2019 BUDGET ALLOCATION	05	022175	7,973.00-	05	222098	05	222175	Y	
		FY 2019 BUDGET ALLOCATION	05	022176	10,570.00-	05	222098	05	222176	Y	
		FY 2019 BUDGET ALLOCATION	05	022177	6,579.00-	05	222098	05	222177	Y	
		FY 2019 BUDGET ALLOCATION	05	022178	7,500.00-	05	222098	05	222178-00000	Y	
		FY 2019 BUDGET ALLOCATION	05	022179	7,500.00-	05	222098	05	222179	Y	
		FY 2019 BUDGET ALLOCATION	05	022180	7,500.00-	05	222098	05	222180	Y	
		FY 2019 BUDGET ALLOCATION	05	022181	2,500.00-	05	222098	05	222181	Y	
		FY 2019 BUDGET ALLOCATION	05	022182	8,924.00-	05	222098	05	222182	Y	
		FY 2019 BUDGET ALLOCATION	05	022183	10,000.00-	05	222098	05	222183	Y	
		FY 2019 BUDGET ALLOCATION	05	022184	27,709.00-	05	222098	05	222184	Y	
		FY 2019 BUDGET ALLOCATION	05	022186	10,000.00-	05	222098	05	222186	Y	
		FY 2019 BUDGET ALLOCATION	05	022190	6,808.00-	05	222098	05	222190	Y	
		FY 2019 BUDGET ALLOCATION	05	022191	20,000.00-	05	222098	05	222191-00000	Y	
		FY 2019 BUDGET ALLOCATION	05	022192	20,000.00-	05	222098	05	222192	Y	
		FY 2019 BUDGET ALLOCATION	05	022193	2,750.00-	05	222098	05	222193	Y	

Printed on a Xerox 9700 Laser Printing System at the Computing Services Center / Texas A&M University

Form: URGB01 (02/05/85)

CC	Account	Transaction Description	- Offset - CC	Account	Amount	Actual Entry From CC	Account	To CC	Account	Feed	Mand
05	022099	INTEREST INCOME									
		FY 2019 BUDGET ALLOCATION	05	022194	2,500.00-	05	222098	05	222194	Y	
		FY 2019 BUDGET ALLOCATION	05	022195	2,500.00-	05	222098	05	222195	Y	
		FY 2019 BUDGET ALLOCATION	05	022201	2,750.00-	05	222098	05	222201	Y	
		FY 2019 BUDGET ALLOCATION	05	022202	2,443.00-	05	222098	05	222202	Y	
		FY 2019 BUDGET ALLOCATION	05	022204	2,750.00-	05	222098	05	222204	Y	
		FY 2019 BUDGET ALLOCATION	05	022206	10,000.00-	05	222098	05	222206	Y	
		FY 2019 BUDGET ALLOCATION	05	022207	2,500.00-	05	222098	05	222207	Y	
		FY 2019 BUDGET ALLOCATION	05	022218	2,500.00-	05	222098	05	222218	Y	
		FY 2019 BUDGET ALLOCATION	05	022219	2,750.00-	05	222098	05	222219	Y	
		FY 2019 BUDGET ALLOCATION	05	022221	2,750.00-	05	222098	05	222221	Y	
		FY 2019 BUDGET ALLOCATION	05	022222	2,750.00-	05	222098	05	222222	Y	
		FY 2019 BUDGET ALLOCATION	05	024303	5,000.00-	05	222098	05	224303	Y	
		FY 2019 BUDGET ALLOCATION	05	031000	7,411.00-	05	222098	05	331007	Y	
		FY 2019 BUDGET ALLOCATION	05	031000	52,356.00-	05	222098	05	331040	Y	
		FY 2019 BUDGET ALLOCATION	05	031000	21,383.00-	05	222098	05	331050	Y	
		FY 2019 BUDGET ALLOCATION	05	031000	9,710.00-	05	222098	05	331035	Y	
		FY 2019 BUDGET ALLOCATION	05	031000	5,597.00-	05	222098	05	331045	Y	
		FY 2019 BUDGET ALLOCATION	05	031000	326,382.00-	05	222098	05	331008	Y	
		FY 2019 BUDGET ALLOCATION	05	031000	149,807.00-	05	222098	05	331030	Y	
		FY 2019 BUDGET ALLOCATION	05	031000	194,191.00-	05	222098	05	331015	Y	
		FY 2019 BUDGET ALLOCATION	05	031000	460,222.00-	05	222098	05	331020	Y	
		FY 2019 BUDGET ALLOCATION	05	031000	55,761.00-	05	222098	05	331011	Y	
		FY 2019 BUDGET ALLOCATION	05	031000	296,280.00-	05	222098	05	331010	Y	
		FY 2019 BUDGET ALLOCATION	05	031000	791,771.00-	05	222098	05	331025	Y	
		FY 2019 BUDGET ALLOCATION	05	031000	29,665.00-	05	222098	05	331013	Y	
		FY 2019 BUDGET ALLOCATION	05	031000	555,193.00-	05	222098	05	331000	Y	
		FY 2019 BUDGET ALLOCATION	05	031000	61,121.00-	05	222098	05	331006	Y	
		** Decrease in Fund Balance **			4,410,047.00-						
05	022100	PRESIDENT'S OFFICE - SPECIAL									
		FY 2019 BUDGET ALLOCATION	05	020100	1,412,106.00	05	220100	05	222100-00000	Y	
		** Increase in Fund Balance **			1,412,106.00						
05	022102	COMMENCEMENT EXPENSE									
		FY 2019 BUDGET ALLOCATION	05	020100	120,000.00	05	220100	05	222102	Y	
		** Increase in Fund Balance **			120,000.00						
05	022103	PRESIDENT'S EVENTS									
		FY 2019 BUDGET ALLOCATION	05	022099	60,000.00	05	222098	05	222103	Y	
		** Increase in Fund Balance **			60,000.00						
05	022104	DESIGNATED INSTITUTIONAL MEMBERSHIP									
		FY 2019 BUDGET ALLOCATION	05	020100	100,000.00	05	220100	05	222104	Y	
		** Increase in Fund Balance **			100,000.00						
05	022126	STUDENT RECRUITMENT									
		FY 2019 BUDGET ALLOCATION	05	020100	119,130.00	05	220100	05	222126	Y	

Printed on a Xerox 9700 Laser Printing System at the Computing Services Center / Texas A&M University

Form: URGB01 (02/05/85)

CC	Account	Transaction Description	- Offset - CC	Account	Amount	Actual Entry From CC	Account	To CC	Account	Feed	Mand
05	022126	STUDENT RECRUITMENT									
		FY 2019 BUDGET TRANSFER	05	022252	83,200.00-	05	222126	05	222252-00000	Y	
		** Increase in Fund Balance **			35,930.00						
05	022137	ACADEMIC PROGRAM REVIEW									
		FY 2019 BUDGET ALLOCATION	05	020100	25,000.00	05	220100	05	222137	Y	
		** Increase in Fund Balance **			25,000.00						
05	022142	PV ONE-TIME RECOVERY FUND									
		FY 2019 BUDGET ALLOCATION	05	022099	500,000.00	05	222098	05	222142	Y	
		** Increase in Fund Balance **			500,000.00						
05	022150	TX. INST. FOR PRES. OF HIST. CUL.									
		FY 2019 BUDGET ALLOCATION	05	022099	16,875.00	05	222098	05	222150	Y	
		** Increase in Fund Balance **			16,875.00						
05	022158	ALL FAITHS CHAPEL INTEREST INCOME									
		FY 2019 BUDGET ALLOCATION	05	022099	11,671.00	05	222098	05	222158	Y	
		** Increase in Fund Balance **			11,671.00						
05	022160	DEVELOPMENT OPERATIONAL FUND									
		FY 2019 BUDGET ALLOCATION	05	020100	252,701.00	05	220100	05	222160	Y	
		** Increase in Fund Balance **			252,701.00						
05	022162	AG FACILITIES SUPPORT									
		FY 2019 BUDGET ALLOCATION	05	022099	150,000.00	05	222098	05	222162	Y	
		** Increase in Fund Balance **			150,000.00						
05	022163	MARKETING CAMPAIGN									
		FY 2019 BUDGET ALLOCATION	05	020100	267,920.00	05	220100	05	222163	Y	
		** Increase in Fund Balance **			267,920.00						
05	022164	INTERNATIONAL AFFAIRS									
		FY 2019 BUDGET ALLOCATION	05	020100	211,699.00	05	220100	05	222164	Y	
		** Increase in Fund Balance **			211,699.00						
05	022174	DEAN'S SUPPORT ACCT. (CLAH)									
		FY 2019 BUDGET ALLOCATION	05	022099	7,816.00	05	222098	05	222174	Y	
		** Increase in Fund Balance **			7,816.00						
05	022175	DEAN'S SUPPORT ACCT. (ARCH)									
		FY 2019 BUDGET ALLOCATION	05	022099	7,973.00	05	222098	05	222175	Y	
		** Increase in Fund Balance **			7,973.00						
05	022176	DEAN'S SUPPORT ACCT. (ARTS & SCI)									
		FY 2019 BUDGET ALLOCATION	05	022099	10,570.00	05	222098	05	222176	Y	
		** Increase in Fund Balance **			10,570.00						

Printed on a Xerox 9700 Laser Printing System at the Computing Services Center / Texas A&M University

Form: URGB01 (02/05/85)

CC	Account	Transaction Description	- Offset - CC	Account	Amount	Actual Entry From CC	From Account	To CC	To Account	Feed	Mand
05	022177	DEAN'S SUPPORT ACCT. (COB)									
		FY 2019 BUDGET ALLOCATION	05	022099	6,579.00	05	222098	05	222177	Y	
		** Increase in Fund Balance **			6,579.00						
05	022178	DEAN'S SUPPORT ACCT. (COE)									
		FY 2019 BUDGET ALLOCATION	05	022099	7,500.00	05	222098	05	222178-00000	Y	
		** Increase in Fund Balance **			7,500.00						
05	022179	DEAN'S SUPPORT ACCT. (GRAD SCH)									
		FY 2019 BUDGET ALLOCATION	05	022099	7,500.00	05	222098	05	222179	Y	
		** Increase in Fund Balance **			7,500.00						
05	022180	DEAN'S SUPPORT ACCT. (CON)									
		FY 2019 BUDGET ALLOCATION	05	022099	7,500.00	05	222098	05	222180	Y	
		** Increase in Fund Balance **			7,500.00						
05	022181	DEAN'S SUPPORT ACCT. (ENGR)									
		FY 2019 BUDGET ALLOCATION	05	022099	2,500.00	05	222098	05	222181	Y	
		** Increase in Fund Balance **			2,500.00						
05	022182	DEAN'S SUPPORT ACCT. (SJJP)									
		FY 2019 BUDGET ALLOCATION	05	022099	8,924.00	05	222098	05	222182	Y	
		** Increase in Fund Balance **			8,924.00						
05	022183	VP RESEARCH									
		FY 2019 BUDGET ALLOCATION	05	022099	10,000.00	05	222098	05	222183	Y	
		** Increase in Fund Balance **			10,000.00						
05	022184	VP ACADEMIC AFFAIRS									
		FY 2019 BUDGET ALLOCATION	05	022099	27,709.00	05	222098	05	222184	Y	
		** Increase in Fund Balance **			27,709.00						
05	022186	VP OF INST. REL.& STUD AFFAIRS									
		FY 2019 BUDGET ALLOCATION	05	022099	10,000.00	05	222098	05	222186	Y	
		** Increase in Fund Balance **			10,000.00						
05	022190	VP - ADMINISTRATION & AUX SVS									
		FY 2019 BUDGET ALLOCATION	05	022099	6,808.00	05	222098	05	222190	Y	
		** Increase in Fund Balance **			6,808.00						
05	022191	VP BUSINESS AFFAIRS									
		FY 2019 BUDGET ALLOCATION	05	022099	20,000.00	05	222098	05	222191-00000	Y	
		** Increase in Fund Balance **			20,000.00						
05	022192	ASSOC. VP-ENROLLMENT MANAGEMENT									
		FY 2019 BUDGET ALLOCATION	05	022099	20,000.00	05	222098	05	222192	Y	
		** Increase in Fund Balance **			20,000.00						

Printed on a Xerox 9700 Laser Printing System at the Computing Services Center / Texas A&M University

Form: URGB01 (02/05/85)

CC	Account	Transaction Description	- Offset - CC	Account	Amount	Actual Entry From CC	From Account	To CC	To Account	Feed	Mand
05	022193	ASSOC. VP-STUDENT ACTIVITIES									
		FY 2019 BUDGET ALLOCATION	05	022099	2,750.00	05	222098	05	222193	Y	
		** Increase in Fund Balance **			2,750.00						
05	022194	INTEREST INCOME GARDNER									
		FY 2019 BUDGET ALLOCATION	05	022099	2,500.00	05	222098	05	222194	Y	
		** Increase in Fund Balance **			2,500.00						
05	022195	UNDERGRADUATE MEDICAL ACADEMY									
		FY 2019 BUDGET ALLOCATION	05	022099	2,500.00	05	222098	05	222195	Y	
		** Increase in Fund Balance **			2,500.00						
05	022201	ASSOC PROVOST ACAD AFFAIRS INT INC									
		FY 2019 BUDGET ALLOCATION	05	022099	2,750.00	05	222098	05	222201	Y	
		** Increase in Fund Balance **			2,750.00						
05	022202	LIBRARY INTEREST INCOME ACCOUNT									
		FY 2019 BUDGET ALLOCATION	05	022099	2,443.00	05	222098	05	222202	Y	
		** Increase in Fund Balance **			2,443.00						
05	022204	HONORS PROGRAM INTEREST INCOME ACCT									
		FY 2019 BUDGET ALLOCATION	05	022099	2,750.00	05	222098	05	222204	Y	
		** Increase in Fund Balance **			2,750.00						
05	022206	VP-ADMINISTRATION									
		FY 2019 BUDGET ALLOCATION	05	022099	10,000.00	05	222098	05	222206	Y	
		** Increase in Fund Balance **			10,000.00						
05	022207	INTEREST INCOME CAMBRIC									
		FY 2019 BUDGET ALLOCATION	05	022099	2,500.00	05	222098	05	222207	Y	
		** Increase in Fund Balance **			2,500.00						
05	022213	HUB PROGRAM									
		FY 2019 BUDGET ALLOCATION	05	020100	6,745.00	05	220100	05	222213	Y	
		** Increase in Fund Balance **			6,745.00						
05	022214	OFFICE OF SPONSORED PROGRAMS									
		FY 2019 BUDGET TRANSFER	05	024001	600,000.00	05	240001	05	222214	Y	
		** Increase in Fund Balance **			600,000.00						
05	022218	INTEREST INCOME PALMER									
		FY 2019 BUDGET ALLOCATION	05	022099	2,500.00	05	222098	05	222218	Y	
		** Increase in Fund Balance **			2,500.00						
05	022219	INTEREST INCOME PHILLIPS									
		FY 2019 BUDGET ALLOCATION	05	022099	2,750.00	05	222098	05	222219	Y	
		** Increase in Fund Balance **			2,750.00						

Printed on a Xerox 9700 Laser Printing System at the Computing Services Center / Texas A&M University

Form: URGB01 (02/05/85)

CC	Account	Transaction Description	- Offset - CC	Account	Amount	Actual Entry From CC	From Account	To CC	To Account	Feed	Mand
05	022221	INTEREST INCOME RICKS-HARRIS									
		FY 2019 BUDGET ALLOCATION	05	022099	2,750.00	05	222098	05	222221	Y	
		** Increase in Fund Balance **			2,750.00						
05	022222	INTEREST INCOME WILLIAMSON									
		FY 2019 BUDGET ALLOCATION	05	022099	2,750.00	05	222098	05	222222	Y	
		** Increase in Fund Balance **			2,750.00						
05	022229	CREDIT CARD EXPENSE									
		FY2019 BUDGET TRANSFER	05	022230	120,000.00	05	222230-00000	05	222229	Y	
		** Increase in Fund Balance **			120,000.00						
05	022230	STUDENT BUSINESS SERVICES									
		FY2019 BUDGET TRANSFER	05	022229	120,000.00-	05	222230-00000	05	222229	Y	
		** Decrease in Fund Balance **			120,000.00-						
05	022236	STAFF ADVISORY COUNCIL									
		FY 2019 BUDGET ALLOCATION	05	020100	7,000.00	05	220100	05	222236	Y	
		** Increase in Fund Balance **			7,000.00						
05	022238	WEB MANAGEMENT									
		FY 2019 BUDGET ALLOCATION	05	020100	24,910.00	05	220100	05	222238	Y	
		** Increase in Fund Balance **			24,910.00						
05	022242	PROPERTY INSURANCE									
		FY 2019 BUDGET ALLOCATION	05	020100	250,000.00	05	220100	05	222242	Y	
		** Increase in Fund Balance **			250,000.00						
05	022245	CAMPUS WIDE DOCUMENT IMAGING									
		FY 2019 BUDGET ALLOCATION	05	020100	50,000.00	05	220100	05	222245-00000	Y	
		** Increase in Fund Balance **			50,000.00						
05	022247	QUALITY ENHANCEMENT PLAN (QEP)									
		FY 2019 BUDGET ALLOCATION	05	020100	193,232.00	05	220100	05	222247-00000	Y	
		** Increase in Fund Balance **			193,232.00						
05	022252	GRADUATE SCHOOL INITIATIVES									
		FY 2019 BUDGET ALLOCATION	05	020100	95,565.00	05	220100	05	222252-00000	Y	
		FY 2019 BUDGET TRANSFER	05	022126	83,200.00	05	222126	05	222252-00000	Y	
		** Increase in Fund Balance **			178,765.00						
05	022253	UNIVERSITY/PRESIDENTIAL PRIORITIES									
		FY 2019 BUDGET ALLOCATION	05	020100	466,826.00	05	220100	05	222253	Y	
		** Increase in Fund Balance **			466,826.00						
05	022254	ATHLETICS SUPPORT									
		FY 2019 BUDGET ALLOCATION	05	020100	285,000.00	05	220100	05	222254	Y	
		** Increase in Fund Balance **			285,000.00						

Printed on a Xerox 9700 Laser Printing System at the Computing Services Center / Texas A&M University

Form: URGB01 (02/05/85)

CC	Account	Transaction Description	- Offset - CC	Account	Amount	Actual Entry From CC	Account	To CC	Account	Feed	Mand
05	022258	COMPLIANCE OFFICE									
		FY 2019 BUDGET ALLOCATION	05	020100	96,000.00	05	220100	05	222258	Y	
		** Increase in Fund Balance **			96,000.00						
05	022259	COMPLIANCE - ATHLETICS									
		FY 2019 BUDGET ALLOCATION	05	020100	402,686.00	05	220100	05	222259	Y	
		FY2019 BUDGET TRANSFER	05	022281	85,224.00-	05	222259	05	222281-00000	Y	
		** Increase in Fund Balance **			317,462.00						
05	022264	RESEARCH INITIATIVES									
		FY 2019 BUDGET ALLOCATION	05	020100	88,722.00	05	220100	05	222264	Y	
		** Increase in Fund Balance **			88,722.00						
05	022265	HEALTH SERVICES									
		FY 2019 BUDGET ALLOCATION	05	020100	82,658.00	05	220100	05	222265	Y	
		** Increase in Fund Balance **			82,658.00						
05	022281	ATHLETIC ACADEMIC ADVISEMENT									
		FY 2019 BUDGET ALLOCATION	05	020100	447,434.00	05	220100	05	222281-00000	Y	
		FY2019 BUDGET TRANSFER	05	022259	85,224.00	05	222259	05	222281-00000	Y	
		** Increase in Fund Balance **			532,658.00						
05	022282	BAND AND DEAN SUPPORT									
		FY 2019 BUDGET ALLOCATION	05	020100	204,729.00	05	220100	05	222282	Y	
		** Increase in Fund Balance **			204,729.00						
05	022284	STUDENT COUNSELING SERVICES									
		FY 2019 BUDGET ALLOCATION	05	020100	179,200.00	05	220100	05	222284-00000	Y	
		** Increase in Fund Balance **			179,200.00						
05	022400	CAMPUS SECURITY									
		FY 2019 BUDGET ALLOCATION	05	020100	821,783.00	05	220100	05	222400	Y	
		FY 2019 BUDGET ALLOCATION	05	020100	6,699.00	05	220100	05	222400	Y	
		** Increase in Fund Balance **			828,482.00						
05	022541	INSTITUTIONAL RESEARCH									
		FY 2019 BUDGET ALLOCATION	05	020100	38,993.00	05	220100	05	222541	Y	
		** Increase in Fund Balance **			38,993.00						
05	022645	STUDENT LIFE									
		FY 2019 BUDGET ALLOCATION	05	020100	109,567.00	05	220100	05	222645	Y	
		** Increase in Fund Balance **			109,567.00						
05	022990	AUF FUND 047									
		FY 2019 AUF ONE TIME ALLOCATION	05	018000	3,500,000.00-	05	022990	05	018000	Y	
		FY 2019 AUF ALLOCATION	05	018000	501,000.00-	05	022990	05	018000	Y	
		FY 2019 AUF ALLOCATION	05	018000	21,456,000.00-	05	022990	05	018000	Y	

Printed on a Xerox 9700 Laser Printing System at the Computing Services Center / Texas A&M University

Form: URGB01 (02/05/85)

CC	Account	Transaction Description	- Offset - CC	Account	Amount	-------- Actual Entry --------- ---- From ----- CC	Account	----- To ------ CC	Account	Feed	Mand
05	022990	AUF FUND 047									
		PVAMU F&E ONE-TIME HSC SUPPORT	01	021001	501,000.00	01	021001	05	022990	N	
		PVAMU AUF EXCELLENCE	01	021001	21,456,000.00	01	021001	05	022990	N	
		PVAMU ONE-TIME AUF	01	021001	3,500,000.00	01	021001	05	022990	N	
		** Decrease in Fund Balance **			0.00						
05	023100	UNIVERSITY SERVICES FEE									
		FY 2019 BUDGET ALLOCATION	05	030100	110,000.00-	05	231000	05	330100	Y	
		FY 2019 BUDGET TRANSER	05	030100	291,808.00-	05	231012	05	330200-00003	Y	
		FY 2019 BUDGET ALLOCATION	05	030100	3,294,286.00-	05	231000	05	330200-00000	Y	
		FY 2019 BUDGET ALLOCATION	05	030100	352,045.00-	05	231000	05	330100	Y	
		** Decrease in Fund Balance **			4,048,139.00-						
05	023500	CONTINUING EDUCATION									
		FY 2019 BUDGET ALLOCATION	05	020100	123,906.00	05	220100	05	223500	Y	
		** Increase in Fund Balance **			123,906.00						
05	024001	INDIRECT/OVERHEAD RECOVERY									
		FY 2019 BUDGET TRANSFER	05	022214	600,000.00-	05	240001	05	222214	Y	
		** Decrease in Fund Balance **			600,000.00-						
05	024303	FACULTY SENATE									
		FY 2019 BUDGET ALLOCATION	05	022099	5,000.00	05	222098	05	224303	Y	
		** Increase in Fund Balance **			5,000.00						
05	025560	FOUNDERS DAY									
		FY 2019 BUDGET ALLOCATION	05	020100	12,000.00	05	220100	05	225560	Y	
		** Increase in Fund Balance **			12,000.00						
05	026300	UNIVERSITY STRATEGIC PLAN									
		FY 2019 BUDGET ALLOCATION	05	020100	32,736.00	05	220100	05	226300	Y	
		** Increase in Fund Balance **			32,736.00						
05	026504	BUILDING SECURITY									
		FY 2019 BUDGET ALLOCATION	05	020100	370,000.00	05	220100	05	226504	Y	
		** Increase in Fund Balance **			370,000.00						
05	026506	OFF-CAMPUS SITE									
		FY 2019 BUDGET ALLOCATION	05	020100	100,000.00	05	220100	05	226506	Y	
		** Increase in Fund Balance **			100,000.00						
05	026509	MARCHING BAND TRAVEL									
		FY 2019 BUDGET ALLOCATION	05	020100	100,000.00	05	220100	05	226509	Y	
		** Increase in Fund Balance **			100,000.00						
05	026513	CAPITAL CAMPAIGN									
		FY 2019 BUDGET ALLOCATION	05	020100	244,930.00	05	220100	05	226513	Y	
		** Increase in Fund Balance **			244,930.00						

Printed on a Xerox 9700 Laser Printing System at the Computing Services Center / Texas A&M University

Form: URGB01 (02/05/85)

CC	Account	Transaction Description	- Offset - CC	Account	Amount	-------- Actual Entry --------- ---- From ----- CC	Account	----- To ------ CC	Account	Feed	Mand
05	026514	ALUMNI FUND									
		FY 2019 BUDGET ALLOCATION	05	020100	134,532.00	05	220100	05	226514	Y	
		** Increase in Fund Balance **			134,532.00						
05	026517	ALUMNI AFFAIRS									
		FY 2019 BUDGET ALLOCATION	05	020100	20,000.00	05	220100	05	226517	Y	
		** Increase in Fund Balance **			20,000.00						
05	026526	STUDENT CONTINUING EMPLOYMENT PROGR									
		FY 2019 BUDGET ALLOCATION	05	020100	500,000.00	05	220100	05	226526-00000	Y	
		** Increase in Fund Balance **			500,000.00						
05	026700	TPEG IN-STATE									
		FY 2019 BUDGET ALLOCATION	05	010010	1,766,378.00	05	010010	05	226700-10000	Y	
		** Increase in Fund Balance **			1,766,378.00						
05	026705	TPEG OUT-STATE									
		FY 2019 BUDGET ALLOCATION	05	010010	115,844.00	05	010010	05	226705-10000	Y	
		** Increase in Fund Balance **			115,844.00						
05	026707	TRANSFER STUDENT SCHOLARSHIPS									
		FY 2019 BUDGET ALLOCATION	05	020100	119,000.00	05	220100	05	226707	Y	
		** Increase in Fund Balance **			119,000.00						
05	026715	DESIGNATED TUITION SCHOLARSHIPS									
		FY 2019 BUDGET ALLOCATION	05	020100	3,791,301.00	05	220100	05	226715-00000	Y	
		** Increase in Fund Balance **			3,791,301.00						
05	026716	DESIGNATED TUIT. SCHOLARSHIP GRAD									
		FY 2019 BUDGET ALLOCATION	05	020100	305,067.00	05	220100	05	226716	Y	
		** Increase in Fund Balance **			305,067.00						
05	026718	PANTHER PROMISE									
		FY 2019 BUDGET ALLOCATION	05	020100	349,923.00	05	220100	05	226718	Y	
		** Increase in Fund Balance **			349,923.00						
05	026719	BAND SCHOLARSHIP									
		FY 2019 BUDGET ALLOCATION	05	020100	660,000.00	05	220100	05	226719	Y	
		** Increase in Fund Balance **			660,000.00						
05	026722	GRADUATE SCHOLARSHIPS									
		FY 2019 BUDGET ALLOCATION	05	020100	420,000.00	05	220100	05	226722	Y	
		** Increase in Fund Balance **			420,000.00						
05	026725	B-ON-TIME SCHOLARSHIP PROGRAM									
		FY 2019 BUDGET ALLOCATION	05	020100	800,000.00	05	220100	05	226725	Y	
		** Increase in Fund Balance **			800,000.00						

Printed on a Xerox 9700 Laser Printing System at the Computing Services Center / Texas A&M University

Form: URGB01 (02/05/85)

CC	Account	Transaction Description	- Offset - CC	Account	Amount	Actual Entry From CC	Account	To CC	Account	Feed	Mand
05	026726	REGENT SCHOLARSHIP SUPPORT									
		FY 2019 BUDGET ALLOCATION	05	020100	819,200.00	05	220100	05	226726	Y	
		** Increase in Fund Balance **			819,200.00						
05	026727	RESEARCH ASSISSTANSHIPS/SCHOLARSHIP									
		FY 2019 BUDGET ALLOCATION	05	020100	349,881.00	05	220100	05	226727	Y	
		** Increase in Fund Balance **			349,881.00						
05	026731	SCHOLARSHIPS									
		FY 2019 BUDGET ALLOCATION	05	020100	496,756.00	05	220100	05	226731	Y	
		** Increase in Fund Balance **			496,756.00						
05	026732	SCHOLARSHIPS NON-TRADITIONAL									
		FY 2019 BUDGET ALLOCATION	05	020100	101,320.00	05	220100	05	226732	Y	
		** Increase in Fund Balance **			101,320.00						
05	027300	ADMINISTRATIVE OHCR									
		FY 2019 BUDGET ALLOCATION	05	027301	405,129.00-	05	271300	05	271301	Y	
		FY 2019 BUDGET ALLOCATION	05	027302	678,090.00-	05	271300	05	271302	Y	
		FY 2019 BUDGET ALLOCATION	05	027304	309,920.00-	05	271300	05	271304	Y	
		FY 2019 BUDGET ALLOCATION	05	027305	360,378.00-	05	271300	05	271305	Y	
		FY 2019 BUDGET ALLOCATION	05	027306	352,039.00-	05	271300	05	271306	Y	
		FY 2019 BUDGET ALLOCATION	05	027307	60,633.00-	05	271300	05	271307	Y	
		FY 2019 BUDGET ALLOCATION	05	027312	1,197,311.00-	05	271300	05	271312	Y	
		FY 2019 BUDGET ALLOCATION	05	027800	39,642.00-	05	271300	05	227800-00000	Y	
		** Decrease in Fund Balance **			3,403,142.00-						
05	027301	BUSINESS AFFAIRS									
		FY 2019 BUDGET ALLOCATION	05	027300	405,129.00	05	271300	05	271301	Y	
		** Increase in Fund Balance **			405,129.00						
05	027302	FINANCIAL ADMINISTRATION									
		FY 2019 BUDGET ALLOCATION	05	027300	678,090.00	05	271300	05	271302	Y	
		** Increase in Fund Balance **			678,090.00						
05	027304	PAYROLL SERVICES									
		FY 2019 BUDGET ALLOCATION	05	027300	309,920.00	05	271300	05	271304	Y	
		** Increase in Fund Balance **			309,920.00						
05	027305	HUMAN RESOURCES									
		FY 2019 BUDGET ALLOCATION	05	027300	360,378.00	05	271300	05	271305	Y	
		** Increase in Fund Balance **			360,378.00						
05	027306	CAMPUS PLANNING									
		FY 2019 BUDGET ALLOCATION	05	027300	352,039.00	05	271300	05	271306	Y	
		** Increase in Fund Balance **			352,039.00						

Printed on a Xerox 9700 Laser Printing System at the Computing Services Center / Texas A&M University

Form: URGB01 (02/05/85)

CC	Account	Transaction Description	- Offset - CC	Account	Amount	Actual Entry From CC	Account	To CC	Account	Feed	Mand
05	027307	INFORMATION RESOURCE									
		FY 2019 BUDGET ALLOCATION	05	027300	60,633.00	05	271300	05	271307	Y	
		** Increase in Fund Balance **			60,633.00						
05	027312	UNIVERSITY ASSESSMENTS									
		FY 2019 BUDGET ALLOCATION	05	027300	1,197,311.00	05	271300	05	271312	Y	
		** Increase in Fund Balance **			1,197,311.00						
05	027800	TRANSPORTATION CENTER									
		FY 2019 BUDGET ALLOCATION	05	027300	39,642.00	05	271300	05	227800-00000	Y	
		** Increase in Fund Balance **			39,642.00						
05	030001	AUXILIARY DEBT SERVICE									
		FY 2019 STADIUM & ATHLETIC FIE	05	030100	2,463,948.00	05	330200-00005	05	030001	Y	
		FY 2019 STADIUM & ATHLETIC FI	05	031000	145,754.00	05	331025	05	030001	Y	
		FY 2019 RECREATION CENTER DEBT	05	031091	1,550,236.00	05	331091-00000	05	030001	Y	
		FY 2019 BASEBALL FIELD GRANDST	05	031099	108,750.00	05	331099	05	030001	Y	
		FY 2019 STUDENT CENTER DEBT	05	032000	319,587.00	05	332000	05	030001	Y	
		FY 2019 PARKING GARAGE DEBT	05	034064	850,862.00	05	334064	05	030001	Y	
		FY 2019 BASEBALL FIELD GRANDST	01	088828	108,750.00-	05	030001	01	088828	N	Y
		FY 2019 STADIUM & ATHLETIC FIE	01	088828	2,463,948.00-	05	030001	01	088828	N	Y
		FY 2019 PARKING GARAGE DEBT	01	088828	850,862.00-	05	030001	01	088828	N	Y
		FY 2019 RECREATION CENTER DEBT	01	088828	1,550,236.00-	05	030001	01	088828	N	Y
		FY 2019 STADIUM & ATHLETIC FI	01	088828	145,754.00-	05	030001	01	088828	N	Y
		FY 2019 STUDENT CENTER DEBT	01	088828	319,587.00-	05	030001	01	088828	N	Y
		** Decrease in Fund Balance **			0.00						
05	030002	AFR AUXILIARY - G/L ACCOUNT									
		FY 2019 TRANSFER	05	040002	7,044,573.00	05	440002	05	330002	N	
		** Increase in Fund Balance **			7,044,573.00						
05	030100	USF AUXILIARY									
		FY 2019 BUDGET TRANSER	05	023100	291,808.00	05	231012	05	330200-00003	Y	
		FY 2019 BUDGET ALLOCATION	05	023100	110,000.00	05	231000	05	330100	Y	
		FY 2019 BUDGET ALLOCATION	05	023100	3,294,286.00	05	231000	05	330200-00000	Y	
		FY 2019 BUDGET ALLOCATION	05	023100	352,045.00	05	231000	05	330100	Y	
		FY 2019 STADIUM & ATHLETIC FIE	05	030001	2,463,948.00-	05	330200-00005	05	030001	Y	
		** Increase in Fund Balance **			1,584,191.00						
05	030515	AUXILIARY RETIREES									
		FY 2019 BUDGET ALLOCATION	05	033230	125,000.00	05	333230-00000	05	330515	Y	
		FY 2019 BUDGET ALLOCATION	05	033230	103,639.00	05	333230-00000	05	330515	Y	
		** Increase in Fund Balance **			228,639.00						
05	031000	ATHLETICS									
		FY 2019 BUDGET ALLOCATION	05	020100	309,120.00	05	220100	05	331006	Y	
		FY 2019 BUDGET ALLOCATION	05	020100	73,618.00	05	220100	05	331020	Y	

Printed on a Xerox 9700 Laser Printing System at the Computing Services Center / Texas A&M University

Form: URGB01 (02/05/85)

CC	Account	Transaction Description	- Offset - CC	Account	Amount	-------- Actual Entry --------- ---- From ----- CC	Account	----- To ------ CC	Account	Feed	Mand
05	031000	ATHLETICS									
		FY 2019 BUDGET ALLOCATION	05	020100	31,159.00	05	220100	05	331015	Y	
		FY 2019 BUDGET ALLOCATION	05	020100	129,212.00	05	220100	05	331025	Y	
		FY 2019 BUDGET ALLOCATION	05	020100	168,147.00	05	220100	05	331012	Y	
		FY 2019 BUDGET ALLOCATION	05	020100	147,392.00	05	220100	05	331035	Y	
		FY 2019 BUDGET ALLOCATION	05	020100	172,873.00	05	220100	05	331013	Y	
		FY 2019 BUDGET ALLOCATION	05	020100	11,132.00	05	220100	05	331030	Y	
		FY 2019 BUDGET ALLOCATION	05	020100	189,965.00	05	220100	05	331011	Y	
		FY 2019 BUDGET ALLOCATION	05	020100	177,341.00	05	220100	05	331050	Y	
		FY 2019 BUDGET ALLOCATION	05	020100	238,842.00	05	220100	05	331045	Y	
		FY 2019 BUDGET ALLOCATION	05	020100	180,067.00	05	220100	05	331040	Y	
		FY 2019 BUDGET ALLOCATION	05	020100	76,412.00	05	220100	05	331002	Y	
		FY 2019 BUDGET ALLOCATION	05	020100	218,801.00	05	220100	05	331007	Y	
		FY 2019 BUDGET ALLOCATION	05	020100	439,780.00	05	220100	05	331000	Y	
		FY 2019 BUDGET ALLOCATION	05	020100	76,025.00	05	220100	05	331010	Y	
		FY 2019 BUDGET ALLOCATION	05	022099	9,710.00	05	222098	05	331035	Y	
		FY 2019 BUDGET ALLOCATION	05	022099	21,383.00	05	222098	05	331050	Y	
		FY 2019 BUDGET ALLOCATION	05	022099	5,597.00	05	222098	05	331045	Y	
		FY 2019 BUDGET ALLOCATION	05	022099	52,356.00	05	222098	05	331040	Y	
		FY 2019 BUDGET ALLOCATION	05	022099	149,807.00	05	222098	05	331030	Y	
		FY 2019 BUDGET ALLOCATION	05	022099	326,382.00	05	222098	05	331008	Y	
		FY 2019 BUDGET ALLOCATION	05	022099	194,191.00	05	222098	05	331015	Y	
		FY 2019 BUDGET ALLOCATION	05	022099	460,222.00	05	222098	05	331020	Y	
		FY 2019 BUDGET ALLOCATION	05	022099	55,761.00	05	222098	05	331011	Y	
		FY 2019 BUDGET ALLOCATION	05	022099	296,280.00	05	222098	05	331010	Y	
		FY 2019 BUDGET ALLOCATION	05	022099	791,771.00	05	222098	05	331025	Y	
		FY 2019 BUDGET ALLOCATION	05	022099	29,665.00	05	222098	05	331013	Y	
		FY 2019 BUDGET ALLOCATION	05	022099	7,411.00	05	222098	05	331007	Y	
		FY 2019 BUDGET ALLOCATION	05	022099	555,193.00	05	222098	05	331000	Y	
		FY 2019 BUDGET ALLOCATION	05	022099	61,121.00	05	222098	05	331006	Y	
		FY 2019 STADIUM & ATHLETIC FI	05	030001	145,754.00-	05	331025	05	030001	Y	
		FY 2019 ALLOCATION	05	031099	298,706.00	05	331099	05	331015	Y	
		FY 2019 ALLOCATION	05	031099	180,000.00	05	331099	05	331050	Y	
		FY 2019 ALLOCATION	05	031099	165,000.00	05	331099	05	331035	Y	
		FY 2019 ALLOCATION	05	031099	160,000.00	05	331099	05	331040	Y	
		FY 2019 ALLOCATION	05	031099	683,698.00	05	331099	05	331025	Y	
		FY 2019 ALLOCATION	05	031099	341,481.00	05	331099	05	331020	Y	
		FY 2019 ALLOCATION	05	031099	250,000.00	05	331099	05	331045	Y	
		FY 2019 ALLOCATION	05	031099	120,000.00	05	331099	05	331030	Y	
		FY 2019 ALLOCATION	05	031099	180,000.00	05	331099	05	331011	Y	
		FY 2019 ALLOCATION	05	031099	90,000.00	05	331099	05	331012	Y	
		FY 2019 ALLOCATION	05	031099	50,000.00	05	331099	05	331006	Y	
		FY 2019 ALLOCATION	05	031099	50,000.00	05	331099	05	331005	Y	
		FY 2019 ALLOCATION	05	031099	150,000.00	05	331099	05	331013	Y	
		FY 2019 ALLOCATION	05	031099	180,000.00	05	331099	05	331010	Y	
		** Increase in Fund Balance **			8,409,867.00						

Printed on a Xerox 9700 Laser Printing System at the Computing Services Center / Texas A&M University

Form: URGB01 (02/05/85)

CC	Account	Transaction Description	- Offset - CC	Account	Amount	Actual Entry From CC	Account	To CC	Account	Feed	Mand
05	031091	RECREATIONAL SPORTS FEE									
		FY 2019 RECREATION CENTER DEBT	05	030001	1,550,236.00-	05	331091-00000	05	030001	Y	
		** Decrease in Fund Balance **			1,550,236.00-						
05	031099	ATHLETICS FEE									
		FY 2019 BASEBALL FIELD GRANDST	05	030001	108,750.00-	05	331099	05	030001	Y	
		FY 2019 ALLOCATION	05	031000	180,000.00-	05	331099	05	331010	Y	
		FY 2019 ALLOCATION	05	031000	341,481.00-	05	331099	05	331020	Y	
		FY 2019 ALLOCATION	05	031000	180,000.00-	05	331099	05	331050	Y	
		FY 2019 ALLOCATION	05	031000	120,000.00-	05	331099	05	331030	Y	
		FY 2019 ALLOCATION	05	031000	160,000.00-	05	331099	05	331040	Y	
		FY 2019 ALLOCATION	05	031000	165,000.00-	05	331099	05	331035	Y	
		FY 2019 ALLOCATION	05	031000	683,698.00-	05	331099	05	331025	Y	
		FY 2019 ALLOCATION	05	031000	250,000.00-	05	331099	05	331045	Y	
		FY 2019 ALLOCATION	05	031000	90,000.00-	05	331099	05	331012	Y	
		FY 2019 ALLOCATION	05	031000	180,000.00-	05	331099	05	331011	Y	
		FY 2019 ALLOCATION	05	031000	50,000.00-	05	331099	05	331005	Y	
		FY 2019 ALLOCATION	05	031000	298,706.00-	05	331099	05	331015	Y	
		FY 2019 ALLOCATION	05	031000	50,000.00-	05	331099	05	331006	Y	
		FY 2019 ALLOCATION	05	031000	150,000.00-	05	331099	05	331013	Y	
		** Decrease in Fund Balance **			3,007,635.00-						
05	031500	AUXILIARY SUPPORT SERVICES									
		FY 2019 BUDGET TRANSFER	05	031510	5,100.00	05	331510	05	331500-00000	Y	
		FY2019 BUDGET TRANSFER	05	032000	33,000.00	05	332000	05	331500-00000	Y	
		FY2019 BUDGET TRANSFER	05	032065	3,750.00	05	332065-00000	05	331500-00000	Y	
		FY 2019 BUDGET TRANSFER	05	032101	1,500.00-	05	331500-00000	05	332101	Y	
		FY2019 BUDGET TRANSFER	05	032101	1,500.00	05	332101	05	331500-00000	Y	
		FY2019 BUDGET TRANSFER	05	033500	27,500.00	05	333500	05	331500-00000	Y	
		FY2019 BUDGET TRANSFER	05	034060	463,500.00	05	334060-00000	05	331500-00000	Y	
		FY2019 BUDGET TRANSFER	05	034063	45,000.00	05	334063	05	331500-00000	Y	
		FY2019 BUDGET TRANSFER	05	034065	1,300.00	05	334065	05	331500-00000	Y	
		** Increase in Fund Balance **			579,150.00						
05	031510	UNIVERSITY POLICE									
		FY 2019 BUDGET TRANSFER	05	031500	5,100.00-	05	331510	05	331500-00000	Y	
		FY2019 BUDGET TRANSFER	05	034060	43,260.00	05	334060-00000	05	331510	Y	
		** Increase in Fund Balance **			38,160.00						
05	032000	M.S.C. FACILITY									
		FY 2019 BUDGET ALLOCATION	05	020100	319,587.00	05	220100	05	332000	Y	
		FY 2019 STUDENT CENTER DEBT	05	030001	319,587.00-	05	332000	05	030001	Y	
		FY2019 BUDGET TRANSFER	05	031500	33,000.00-	05	332000	05	331500-00000	Y	
		FY2019 BUDGET TRANSFER	05	032201	33,000.00-	05	332000	05	332201	Y	
		FY2019 BUDGET TRANSFER	05	034200	35,750.00-	05	332000	05	334200	Y	
		** Decrease in Fund Balance **			101,750.00-						

Printed on a Xerox 9700 Laser Printing System at the Computing Services Center / Texas A&M University

Form: URGB01 (02/05/85)

CC	Account	Transaction Description	- Offset - CC	Account	Amount	Actual Entry From CC	Account	To CC	Account	Feed	Mand
05	032065	HEALTH SERVICES									
		FY2019 BUDGET TRANSFER	05	031500	3,750.00-	05	332065-00000	05	331500-00000	Y	
		** Decrease in Fund Balance **			3,750.00-						
05	032101	VENDING REVENUE									
		FY 2019 BUDGET TRANSFER	05	031500	1,500.00	05	331500-00000	05	332101	Y	
		FY2019 BUDGET TRANSFER	05	031500	1,500.00-	05	332101	05	331500-00000	Y	
		FY2019 BUDGET TRANSFER	05	032110	17,000.00-	05	332101	05	332110	Y	
		** Decrease in Fund Balance **			17,000.00-						
05	032110	PRESIDENT'S OFFICE CONCESSIONS									
		FY2019 BUDGET TRANSFER	05	032101	17,000.00	05	332101	05	332110	Y	
		** Increase in Fund Balance **			17,000.00						
05	032201	MSC FACILITY FEE ACCOUNT									
		FY2019 BUDGET TRANSFER	05	032000	33,000.00	05	332000	05	332201	Y	
		FY2019 BUDGET TRANSFER	05	034060	50,000.00	05	334060-00000	05	332201	Y	
		** Increase in Fund Balance **			83,000.00						
05	033230	ADMINISTRATIVE OVERHEAD RECOVERY									
		FY 2019 BUDGET ALLOCATION	05	030515	125,000.00-	05	333230-00000	05	330515	Y	
		FY 2019 BUDGET ALLOCATION	05	030515	103,639.00-	05	333230-00000	05	330515	Y	
		FY 2019 BUDGET ALLOCATION	05	033233	614,649.00-	05	333230-00000	05	333233	Y	
		FY 2019 BUDGET ALLOCATION	05	033233	201,538.00-	05	333230-00000	05	333233	Y	
		** Decrease in Fund Balance **			1,044,826.00-						
05	033233	PROCUREMENT & DISBURSEMENT OHCR									
		FY 2019 BUDGET ALLOCATION	05	033230	614,649.00	05	333230-00000	05	333233	Y	
		FY 2019 BUDGET ALLOCATION	05	033230	201,538.00	05	333230-00000	05	333233	Y	
		** Increase in Fund Balance **			816,187.00						
05	033500	LAUNDRY									
		FY2019 BUDGET TRANSFER	05	031500	27,500.00-	05	333500	05	331500-00000	Y	
		FY2019 BUDGET TRANSFER	05	034060	80,000.00	05	334060-00000	05	333500	Y	
		** Increase in Fund Balance **			52,500.00						
05	034060	CAMPUS DINING									
		FY2019 BUDGET TRANSFER	05	031500	463,500.00-	05	334060-00000	05	331500-00000	Y	
		FY2019 BUDGET TRANSFER	05	031510	43,260.00-	05	334060-00000	05	331510	Y	
		FY2019 BUDGET TRANSFER	05	032201	50,000.00-	05	334060-00000	05	332201	Y	
		FY2019 BUDGET TRANSFER	05	033500	80,000.00-	05	334060-00000	05	333500	Y	
		FY2019 BUDGET TRANSFER	05	034200	346,450.00-	05	334060-00000	05	334200	Y	
		** Decrease in Fund Balance **			983,210.00-						
05	034063	PARKING MANAGEMENT									
		FY2019 BUDGET TRANSFER	05	031500	45,000.00-	05	334063	05	331500-00000	Y	
		** Decrease in Fund Balance **			45,000.00-						

Printed on a Xerox 9700 Laser Printing System at the Computing Services Center / Texas A&M University

Form: URGB01 (02/05/85)

CC	Account	Transaction Description	- Offset - CC	Account	Amount	-------- Actual Entry --------- ---- From ----- CC	Account	----- To ------ CC	Account	Feed	Mand
05	034064	PARKING GARAGE NURSING CENTER									
		FY 2019 PARKING GARAGE DEBT	05	030001	850,862.00-	05	334064	05	030001	Y	
		** Decrease in Fund Balance **			850,862.00-						
05	034065	SHUTTLE SERVICE									
		FY2019 BUDGET TRANSFER	05	031500	1,300.00-	05	334065	05	331500-00000	Y	
		** Decrease in Fund Balance **			1,300.00-						
05	034200	RETAIL CENTER OPERATIONS									
		FY2019 BUDGET TRANSFER	05	032000	35,750.00	05	332000	05	334200	Y	
		FY2019 BUDGET TRANSFER	05	034060	346,450.00	05	334060-00000	05	334200	Y	
		** Increase in Fund Balance **			382,200.00						
05	040002	AFR RESTRICTED - G/L ACCOUNT									
		FY 2019 TRANSFER	05	010003	7,590,118.00-	05	440002	05	100003	N	
		FY 2019 TUITION DISCOUNTING	05	010003	7,308,443.00	05	110003	05	440002	N	
		FY 2019 TRANSFER	05	020002	20,239,516.00-	05	440002	05	220002	N	
		FY 2019 TRANSFER	05	030002	7,044,573.00-	05	440002	05	330002	N	
		** Decrease in Fund Balance **			27,565,764.00-						

Printed on a Xerox 9700 Laser Printing System at the Computing Services Center / Texas A&M University

Form: URGB01 (02/05/85)

CC	Account	Transaction Description	Offset CC	Offset Account	Amount	Actual Entry From CC	Actual Entry From Account	Actual Entry To CC	Actual Entry To Account	Feed	Mand
05	010000	E&G UNRESTRICTED OPERATING									
		FY 2019 FALL NONRESID TUITION	05	101100	2,123,277.00	05	101100	05	010010	Y	
		FY 2019 SPRG NONRESID TUITION	05	101101	1,986,339.00	05	101101	05	010010	Y	
		FY 2019 SUMMER NONRESID TUIT	05	101102	370,378.00	05	101102	05	010010	Y	
		FY 2019 3 - PEAT TUITION	05	101109	263,948.00	05	101109	05	010010	Y	
		FY 2019 FALL RESID TUITION	05	101200	5,581,154.00	05	101200	05	010010	Y	
		FY 2019 SPRING RESID TUITION	05	101201	5,269,983.00	05	101201	05	010010	Y	
		FY 2019 SUMMER RESID TUITION	05	101202	995,242.00	05	101202	05	010010	Y	
		FY 2019 EXEMPTIONS	05	101900	775,000.00	05	101900	05	010010	Y	
		** Potential Increase in Fund Balan			17,365,321.00						
05	010003	AFR E & G - G/L ACCOUNT									
		FY 2019 TRANSFER	05	100003	7,590,118.00-	05	440002	05	100003	N	
		FY 2019 TUITION DISCOUNTING	05	110003	7,308,443.00	05	110003	05	440002	N	
		** Potential Decrease in Fund Balan			281,675.00-						
05	010200	E&G APPROPRIATIONS									
		FY 2019 STATE APPROPRIATIONS	05	102100	35,206,927.00	05	102100	05	010010	Y	
		FY 2019 REV BENEFITS PD BY STATE	05	102104	4,885,097.00	05	102104	05	010010	Y	
		FY 2019 REV GROUP INSURANCE CONT	05	102105	5,586,928.00	05	102105	05	010010	Y	
		FY 2019 TX COLLEGE WORK STUDY	05	102206	76,354.00	05	102206	05	010010	Y	
		FY 2019 LICENSE PLATE REVENUE	05	102207	12,000.00	05	102207	05	010010	Y	
		** Potential Increase in Fund Balan			45,767,306.00						
05	010205	COMPREHENSIVE RESEARCH									
		FY 2019 COMPREHENSIVE RESEARCH F	05	102106	657,667.00	05	102106	05	010010	Y	
		** Potential Increase in Fund Balan			657,667.00						
05	010260	JUVENILE CRIME PREVENTION									
		FY 2019 BUDGET ALLOCATION	05	102201	106,629.00	05	102201	05	118585-00000	Y	
		FY 2019 BUDGET ALLOCATION	05	102201	163,727.00	05	102201	05	118587-00000	Y	
		FY 2019 BUDGET ALLOCATION	05	102201	436,249.00	05	102201	05	118586-00000	Y	
		FY 2019 BUDGET ALLOCATION	05	102201	654,676.00	05	102201	05	118584-00000	Y	
		** Potential Increase in Fund Balan			1,361,281.00						
05	010281	ADI-ACADEMIC DEVELOPMENT INITIAT									
		FY 2019 ACADEMIC DEVELOPMENT INI	05	102203	12,500,000.00	05	102203	05	010281	Y	
		** Potential Increase in Fund Balan			12,500,000.00						
05	010300	E&G OTHER									
		FY 2019 INTEREST INCOME	05	103610	251,527.00	05	103610	05	010010	Y	
		FY 2019 LAB FEE INCOME	05	103720	150,015.00	05	103720	05	010010	Y	
		** Potential Increase in Fund Balan			401,542.00						
05	011000	AFR E & G - G/L ACCOUNT									
		FY 2019 BUDGET ALLOCATION	05	110100	260,046.00-	05	010010	05	110100	Y	
		FY 2019 BUDGET ALLOCATION	05	110101-10500	133,783.00-	05	010010	05	110101-10500	Y	

Printed on a Xerox 9700 Laser Printing System at the Computing Services Center / Texas A&M University

Form: URGB01 (02/05/85)

CC	Account	Transaction Description	Offset CC	Offset Account	Amount	Actual Entry From CC	Actual Entry From Account	Actual Entry To CC	Actual Entry To Account	Feed	Mand
05	011000	AFR E & G - G/L ACCOUNT									
		FY 2019 BUDGET ALLOCATION	05	110140	210,186.00-	05	010010	05	110140	Y	
		FY 2019 BUDGET TRANSFER	05	110140	50,531.00	05	110140	05	110508	Y	
		FY 2019 BUDGET TRANSFER	05	110140	62,155.00	05	110140	05	110500	Y	
		FY 2019 BUDGET ALLOCATION	05	110150	392,834.00-	05	010010	05	110150	Y	
		FY 2019 BUDGET ALLOCATION	05	110151	318,846.00-	05	010010	05	110151	Y	
		FY 2019 BUDGET ALLOCATION	05	110210	260,541.00-	05	010010	05	110210	Y	
		FY2019 BUDGET TRANSFER	05	110210	140,541.00	05	110210	05	110300-00000	Y	
		FY 2019 BUDGET TRANSFER	05	110211	134.00	05	110211	05	110300-00000	Y	
		FY 2019 BUDGET ALLOCATION	05	110211	288,812.00-	05	010010	05	110211	Y	
		FY 2019 BUDGET ALLOCATION	05	110220	853,794.00-	05	010010	05	110220	Y	
		FY2019 BUDGET TRANSFER	05	110220	4,728.00-	05	110300-00000	05	110220	Y	
		FY 2019 BUDGET ALLOCATION	05	110230	578,649.00-	05	010010	05	110230	Y	
		FY2019 BUDGET TRANSFER	05	110300-00000	140,541.00-	05	110210	05	110300-00000	Y	
		FY2019 BUDGET TRANSFER	05	110300-00000	4,728.00	05	110300-00000	05	110220	Y	
		FY2019 BUDGET TRANSFER	05	110300-00000	27,862.00-	05	110310	05	110300-00000	Y	
		FY 2019 BUDGET TRANSFER	05	110300-00000	134.00-	05	110211	05	110300-00000	Y	
		FY 2019 BUDGET ALLOCATION	05	110300-00000	381,085.00-	05	010010	05	110300-00000	Y	
		FY 2019 BUDGET ALLOCATION	05	110309	107,285.00-	05	010010	05	110309	Y	
		FY 2019 BUDGET ALLOCATION	05	110310	527,498.00-	05	010010	05	110310	Y	
		FY2019 BUDGET TRANSFER	05	110310	27,862.00	05	110310	05	110300-00000	Y	
		FY 2019 BUDGET ALLOCATION	05	110400-00000	585,319.00-	05	010010	05	110400-00000	Y	
		FY 2019 BUDGET ALLOCATION	05	110403	175,000.00-	05	010010	05	110403	Y	
		FY 2019 BUDGET ALLOCATION	05	110500	597,857.00-	05	010010	05	110500	Y	
		FY 2019 BUDGET TRANSFER	05	110500	5,150.00	05	110500	05	110514	Y	
		FY 2019 BUDGET TRANSFER	05	110500	12,650.00	05	110500	05	110508	Y	
		FY 2019 BUDGET TRANSFER	05	110500	62,155.00-	05	110140	05	110500	Y	
		FY 2019 BUDGET ALLOCATION	05	110501-00000	900,000.00-	05	010010	05	110501-00000	Y	
		FY 2019 BUDGET ALLOCATION	05	110501-12100	58,667.00-	05	010010	05	110501-12100	Y	
		FY 2019 BUDGET ALLOCATION	05	110501-12330	156,313.00-	05	010010	05	110501-12330	Y	
		FY 2019 BUDGET ALLOCATION	05	110502	77,584.00-	05	010010	05	110502	Y	
		FY 2019 BUDGET ALLOCATION	05	110504	125,848.00-	05	010010	05	110504	Y	
		FY 2019 BUDGET TRANSFER	05	110508	12,650.00-	05	110500	05	110508	Y	
		FY 2019 BUDGET TRANSFER	05	110508	6,407.00-	05	111786-20000	05	110508	Y	
		FY 2019 BUDGET TRANSFER	05	110508	50,531.00-	05	110140	05	110508	Y	
		FY 2019 BUDGET ALLOCATION	05	110508	126,970.00-	05	010010	05	110508	Y	
		FY 2019 BUDGET ALLOCATION	05	110514	214,513.00-	05	010010	05	110514	Y	
		FY 2019 BUDGET TRANSFER	05	110514	5,150.00-	05	110500	05	110514	Y	
		FY 2019 BUDGET ALLOCATION	05	110515	90,508.00-	05	010010	05	110515	Y	
		FY 2019 BUDGET ALLOCATION	05	110600-00000	176,133.00-	05	010010	05	110600-00000	Y	
		FY 2019 BUDGET ALLOCATION	05	110606	63,996.00-	05	010010	05	110606	Y	
		FY 2019 BUDGET ALLOCATION	05	110610-00000	200,324.00-	05	010010	05	110610-00000	Y	
		FY 2019 BUDGET ALLOCATION	05	110615	307,876.00-	05	010010	05	110615	Y	
		FY 2019 BUDGET ALLOCATION	05	110616	159,800.00-	05	010010	05	110616	Y	
		FY 2019 BUDGET ALLOCATION	05	110701	185,866.00-	05	010010	05	110701	Y	
		FY 2019 BUDGET ALLOCATION	05	110800	329,809.00-	05	010010	05	110800	Y	
		FY 2019 BUDGET ALLOCATION	05	111716	3,176,693.00-	05	010010	05	111716	Y	

Printed on a Xerox 9700 Laser Printing System at the Computing Services Center / Texas A&M University

Form: URGB01 (02/05/85)

CC	Account	Transaction Description	Offset CC	Offset Account	Amount	Actual Entry From CC	Actual Entry From Account	Actual Entry To CC	Actual Entry To Account	Feed	Mand
05	011000	AFR E & G - G/L ACCOUNT									
		FY 2019 BUDGET ALLOCATION	05	111717	293,595.00-	05	010010	05	111717	Y	
		FY 2019 BUDGET ALLOCATION	05	111718	165,399.00-	05	010010	05	111718	Y	
		FY 2019 BUDGET ALLOCATION	05	111719	373,092.00-	05	010010	05	111719	Y	
		FY 2019 BUDGET ALLOCATION	05	111720	235,898.00-	05	010010	05	111720	Y	
		FY 2019 BUDGET ALLOCATION	05	111721	546,785.00-	05	010010	05	111721	Y	
		FY 2019 BUDGET ALLOCATION	05	111722	92,604.00-	05	010010	05	111722	Y	
		FY 2019 BUDGET ALLOCATION	05	111723	1,031.00-	05	010010	05	111723	Y	
		FY 2019 BUDGET ALLOCATION	05	111781-00000	2,246,263.00-	05	010010	05	111781-00000	Y	
		FY 2019 BUDGET TRANSFER	05	111781-00000	13,595.00	05	111781-00000	05	111781-00040	Y	
		FY 2019 BUDGET TRANSFER	05	111781-00000	37,707.00	05	111781-00000	05	111781-00015	Y	
		FY 2019 BUDGET TRANSFER	05	111781-00000	29,745.00	05	111781-00000	05	111781-00030	Y	
		FY 2019 BUDGET TRANSFER	05	111781-00000	1,867,196.00	05	111781-00000	05	111781-00010	Y	
		FY 2019 BUDGET TRANSFER	05	111781-00000	1,810.00	05	111781-00000	05	111781-00035	Y	
		FY 2019 BUDGET TRANSFER	05	111781-00000	3,326.00	05	111781-00000	05	111781-00020	Y	
		FY 2019 BUDGET TRANSFER	05	111781-00000	45,993.00	05	111781-00000	05	111781-00025	Y	
		FY 2019 BUDGET TRANSFER	05	111781-00000	60,547.00	05	111781-00000	05	111781-00010	Y	
		FY 2019 BUDGET TRANSFER	05	111781-00000	158,368.00	05	111781-00000	05	111781-00035	Y	
		FY 2019 BUDGET TRANSFER	05	111781-00000	9,415.00	05	111781-00000	05	111781-00020	Y	
		FY 2019 BUDGET TRANSFER	05	111781-00000	18,561.00	05	111781-00000	05	111781-00025	Y	
		FY 2019 BUDGET TRANSFER	05	111781-00010	1,867,196.00-	05	111781-00000	05	111781-00010	Y	
		FY 2019 BUDGET TRANSFER	05	111781-00010	60,547.00-	05	111781-00000	05	111781-00010	Y	
		FY 2019 BUDGET TRANSFER	05	111781-00015	37,707.00-	05	111781-00000	05	111781-00015	Y	
		FY 2019 BUDGET TRANSFER	05	111781-00020	3,326.00-	05	111781-00000	05	111781-00020	Y	
		FY 2019 BUDGET TRANSFER	05	111781-00020	9,415.00-	05	111781-00000	05	111781-00020	Y	
		FY 2019 BUDGET TRANSFER	05	111781-00025	45,993.00-	05	111781-00000	05	111781-00025	Y	
		FY 2019 BUDGET TRANSFER	05	111781-00025	18,561.00-	05	111781-00000	05	111781-00025	Y	
		FY 2019 BUDGET TRANSFER	05	111781-00030	29,745.00-	05	111781-00000	05	111781-00030	Y	
		FY 2019 BUDGET TRANSFER	05	111781-00035	1,810.00-	05	111781-00000	05	111781-00035	Y	
		FY 2019 BUDGET TRANSFER	05	111781-00035	158,368.00-	05	111781-00000	05	111781-00035	Y	
		FY 2019 BUDGET TRANSFER	05	111781-00040	13,595.00-	05	111781-00000	05	111781-00040	Y	
		FY 2019 BUDGET TRANSFER	05	111786-10000	129,320.00	05	111786-10000	05	112500	Y	
		FY 2019 BUDGET TRANSFER	05	111786-10000	20,351.00	05	111786-10000	05	112666	Y	
		FY 2019 BUDGET TRANSFER	05	111786-10000	589,042.00-	05	111793	05	111786-10000	Y	
		FY 2019 BUDGET TRANSFER	05	111786-10000	145,000.00	05	111786-10000	05	112235-00000	Y	
		FY 2019 BUDGET ALLOCATION	05	111786-10000	383,742.00-	05	010010	05	111786-10000	Y	
		FY 2019 BUDGET ALLOCATION	05	111786-20000	132,105.00-	05	010010	05	111786-20000	Y	
		FY 2019 BUDGET TRANSFER	05	111786-20000	6,407.00	05	111786-20000	05	110508	Y	
		FY 2019 BUDGET TRANSFER	05	111793	589,042.00	05	111793	05	111786-10000	Y	
		FY 2019 BUDGET ALLOCATION	05	111793	589,042.00-	05	010010	05	111793	Y	
		FY 2019 BUDGET ALLOCATION	05	111800	776,042.00-	05	010010	05	111800	Y	
		FY 2019 BUDGET ALLOCATION	05	111801	1,614,422.00-	05	010010	05	111801	Y	
		FY 2019 BUDGET ALLOCATION	05	111802	4,803,005.00-	05	010010	05	111802	Y	
		FY 2019 BUDGET ALLOCATION	05	111803	223,262.00-	05	010010	05	111803	Y	
		FY 2019 BUDGET ALLOCATION	05	111804	327,873.00-	05	010010	05	111804	Y	
		FY 2019 BUDGET ALLOCATION	05	111805	631,242.00-	05	010010	05	111805	Y	
		FY 2019 BUDGET ALLOCATION	05	111806	557,617.00-	05	010010	05	111806	Y	

Printed on a Xerox 9700 Laser Printing System at the Computing Services Center / Texas A&M University

Form: URGB01 (02/05/85)

CC	Account	Transaction Description	Offset CC	Offset Account	Amount	Actual Entry From CC	Actual Entry From Account	Actual Entry To CC	Actual Entry To Account	Feed	Mand
05	011000	AFR E & G - G/L ACCOUNT									
		FY 2019 BUDGET ALLOCATION	05	111900	21,428.00-	05	010010	05	111900	Y	
		FY 2019 BUDGET ALLOCATION	05	111901	21,428.00-	05	010010	05	111901	Y	
		FY 2019 BUDGET ALLOCATION	05	111902	21,428.00-	05	010010	05	111902	Y	
		FY 2019 BUDGET ALLOCATION	05	111903	21,429.00-	05	010010	05	111903	Y	
		FY 2019 BUDGET ALLOCATION	05	111904	21,429.00-	05	010010	05	111904	Y	
		FY 2019 BUDGET ALLOCATION	05	111905	21,429.00-	05	010010	05	111905	Y	
		FY 2019 BUDGET ALLOCATION	05	111906	21,429.00-	05	010010	05	111906	Y	
		FY 2019 BUDGET ALLOCATION	05	111910	80,838.00-	05	010010	05	111910	Y	
		FY 2019 BUDGET ALLOCATION	05	111911	283,655.00-	05	010010	05	111911	Y	
		FY 2019 BUDGET ALLOCATION	05	111912	183,488.00-	05	010010	05	111912	Y	
		FY 2019 BUDGET ALLOCATION	05	111913	134,615.00-	05	010010	05	111913	Y	
		FY 2019 BUDGET ALLOCATION	05	111914	59,022.00-	05	010010	05	111914	Y	
		FY 2019 BUDGET ALLOCATION	05	111915	75,985.00-	05	010010	05	111915	Y	
		FY 2019 BUDGET ALLOCATION	05	111916	72,375.00-	05	010010	05	111916	Y	
		** Potential Decrease in Fund Balan			26,760,761.00-						
05	011200	E&G ACADEMIC ACCOUNTS									
		FY 2019 BUDGET ALLOCATION	05	112000	9,140.00-	05	010010	05	112000	Y	
		FY 2019 BUDGET ALLOCATION	05	112020	120,558.00-	05	010010	05	112020	Y	
		FY 2019 BUDGET ALLOCATION	05	112030	272,682.00-	05	010010	05	112030	Y	
		FY 2019 BUDGET ALLOCATION	05	112040	125,352.00-	05	010010	05	112040	Y	
		FY 2019 BUDGET ALLOCATION	05	112050	42,204.00-	05	010010	05	112050	Y	
		FY 2019 BUDGET ALLOCATION	05	112060	86,814.00-	05	010010	05	112060	Y	
		FY 2019 BUDGET ALLOCATION	05	112070	47,520.00-	05	010010	05	112070	Y	
		FY 2019 BUDGET ALLOCATION	05	112090	39,836.00-	05	010010	05	112090	Y	
		FY 2019 BUDGET ALLOCATION	05	112100-00000	258,891.00-	05	010010	05	112100-00000	Y	
		FY 2019 BUDGET ALLOCATION	05	112110	391,883.00-	05	010010	05	112110	Y	
		FY 2019 BUDGET ALLOCATION	05	112115-00000	681,381.00-	05	010010	05	112115-00000	Y	
		FY 2019 BUDGET ALLOCATION	05	112120-00000	811,363.00-	05	010010	05	112120-00000	Y	
		FY 2019 BUDGET ALLOCATION	05	112123-00000	650,625.00-	05	010010	05	112123-00000	Y	
		FY 2019 BUDGET ALLOCATION	05	112135-00000	850,815.00-	05	010010	05	112135-00000	Y	
		FY 2019 BUDGET ALLOCATION	05	112140-00000	508,340.00-	05	010010	05	112140-00000	Y	
		FY 2019 BUDGET ALLOCATION	05	112143-00000	1,216,762.00-	05	010010	05	112143-00000	Y	
		FY 2019 BUDGET ALLOCATION	05	112146-00000	323,602.00-	05	010010	05	112146-00000	Y	
		FY 2019 BUDGET ALLOCATION	05	112160	34,597.00-	05	010010	05	112160	Y	
		FY 2019 BUDGET ALLOCATION	05	112165	31,058.00-	05	010010	05	112165	Y	
		FY 2019 BUDGET ALLOCATION	05	112200-00000	622,591.00-	05	010010	05	112200-00000	Y	
		FY 2019 BUDGET ALLOCATION	05	112215-00000	665,837.00-	05	010010	05	112215-00000	Y	
		FY 2019 BUDGET ALLOCATION	05	112220-00000	551,599.00-	05	010010	05	112220-00000	Y	
		FY 2019 BUDGET ALLOCATION	05	112225-00000	815,183.00-	05	010010	05	112225-00000	Y	
		FY 2019 BUDGET ALLOCATION	05	112235-00000	832,027.00-	05	010010	05	112235-00000	Y	
		FY 2019 BUDGET TRANSFER	05	112235-00000	145,000.00-	05	111786-10000	05	112235-00000	Y	
		FY 2019 BUDGET ALLOCATION	05	112240-00000	567,806.00-	05	010010	05	112240-00000	Y	
		FY 2019 BUDGET ALLOCATION	05	112250-00000	812,444.00-	05	010010	05	112250-00000	Y	
		FY 2019 BUDGET ALLOCATION	05	112300-00000	179,605.00-	05	010010	05	112300-00000	Y	
		FY 2019 BUDGET ALLOCATION	05	112325-00000	777,651.00-	05	010010	05	112325-00000	Y	

Printed on a Xerox 9700 Laser Printing System at the Computing Services Center / Texas A&M University

Form: URGB01 (02/05/85)

CC	Account	Transaction Description	Offset CC	Offset Account	Amount	Actual Entry From CC	Actual Entry From Account	Actual Entry To CC	Actual Entry To Account	Feed	Mand
05	011200	E&G ACADEMIC ACCOUNTS									
		FY 2019 BUDGET ALLOCATION	05	112330-00000	538,869.00-	05	010010	05	112330-00000	Y	
		FY 2019 BUDGET ALLOCATION	05	112335	45,000.00-	05	010010	05	112335	Y	
		FY 2019 BUDGET ALLOCATION	05	112340	57,000.00-	05	010010	05	112340	Y	
		FY 2019 BUDGET ALLOCATION	05	112400-00000	219,572.00-	05	010010	05	112400-00000	Y	
		FY 2019 BUDGET ALLOCATION	05	112405-00000	1,195,223.00-	05	010010	05	112405-00000	Y	
		FY 2019 BUDGET ALLOCATION	05	112440-00000	1,017,555.00-	05	010010	05	112440-00000	Y	
		FY 2019 BUDGET ALLOCATION	05	112500	265,285.00-	05	010010	05	112500	Y	
		FY 2019 BUDGET TRANSFER	05	112500	129,320.00-	05	111786-10000	05	112500	Y	
		FY 2019 BUDGET TRANSFER	05	112501-00000	88,733.00	05	112501-00000	05	112501-12620	Y	
		FY 2019 BUDGET ALLOCATION	05	112501-00000	88,733.00-	05	010010	05	112501-00000	Y	
		FY 2019 BUDGET TRANSFER	05	112501-12620	88,733.00-	05	112501-00000	05	112501-12620	Y	
		FY 2019 BUDGET ALLOCATION	05	112600	347,020.00-	05	010010	05	112600	Y	
		FY 2019 BUDGET ALLOCATION	05	112620-00000	1,436,934.00-	05	010010	05	112620-00000	Y	
		FY 2019 BUDGET ALLOCATION	05	112650-00000	881,314.00-	05	010010	05	112650-00000	Y	
		FY 2019 BUDGET ALLOCATION	05	112665	150,015.00-	05	010010	05	112665	Y	
		FY 2019 BUDGET ALLOCATION	05	112666	158,131.00-	05	010010	05	112666	Y	
		FY 2019 BUDGET TRANSFER	05	112666	20,351.00-	05	111786-10000	05	112666	Y	
		FY 2019 BUDGET ALLOCATION	05	112700-00000	152,508.00-	05	010010	05	112700-00000	Y	
		FY 2019 BUDGET ALLOCATION	05	112715-00000	1,048,710.00-	05	010010	05	112715-00000	Y	
		FY 2019 BUDGET ALLOCATION	05	112805	168,301.00-	05	010010	05	112805	Y	
		FY 2019 BUDGET ALLOCATION	05	112810	64,279.00-	05	010010	05	112810	Y	
		FY 2019 BUDGET ALLOCATION	05	112815	274,645.00-	05	010010	05	112815	Y	
		FY 2019 BUDGET ALLOCATION	05	112900	266,970.00-	05	010010	05	112900	Y	
		FY 2019 BUDGET ALLOCATION	05	112903	784,238.00-	05	010010	05	112903	Y	
		FY 2019 BUDGET ALLOCATION	05	112905	276,273.00-	05	010010	05	112905	Y	
		FY 2019 BUDGET ALLOCATION	05	112907	100,016.00-	05	010010	05	112907	Y	
		FY 2019 BUDGET ALLOCATION	05	112908	22,213.00-	05	010010	05	112908	Y	
		FY 2019 BUDGET ALLOCATION	05	112952	483,748.00-	05	010010	05	112952	Y	
		FY 2019 BUDGET ALLOCATION	05	112953	364,924.00-	05	010010	05	112953	Y	
		FY 2019 BUDGET ALLOCATION	05	112954	136,958.00-	05	010010	05	112954	Y	
		FY 2019 BUDGET ALLOCATION	05	112955-00000	156,435.00-	05	010010	05	112955-00000	Y	
		FY 2019 BUDGET ALLOCATION	05	112958	96,252.00-	05	010010	05	112958	Y	
		FY 2019 BUDGET ALLOCATION	05	112960	423,232.00-	05	010010	05	112960	Y	
		** Potential Decrease in Fund Balan			23,843,190.00-						
05	011501	COMPREHENSIVE RESEARCH									
		FY 2019 BUDGET ALLOCATION	05	115800-00000	226,666.00-	05	010010	05	115800-00000	Y	
		FY 2019 BUDGET TRANSFER	05	115800-00000	87,997.00	05	115800-00000	05	115800-00001	Y	
		FY 2019 BUDGET TRANSFER	05	115800-00001	87,997.00-	05	115800-00000	05	115800-00001	Y	
		FY 2019 BUDGET ALLOCATION	05	115800-00001	119,987.00-	05	010010	05	115800-00001	Y	
		FY 2019 BUDGET ALLOCATION	05	115801	311,013.00-	05	010010	05	115801	Y	
		** Potential Decrease in Fund Balan			657,666.00-						
05	011520	COOP AG									
		FY 2019 BUDGET ALLOCATION	05	115217-00000	1,210,052.00-	05	010010	05	115217-00000	Y	
		FY 2019 BUDGET TRANSFER	05	115217-00000	137,870.00	05	115217-00000	05	115217-00501	Y	

Printed on a Xerox 9700 Laser Printing System at the Computing Services Center / Texas A&M University

Form: URGB01 (02/05/85)

CC	Account	Transaction Description	--- Offset --- CC	Account	Amount	-------- Actual Entry --------- ---- From ----- CC	Account	----- To ------ CC	Account	Feed	Mand
05	011520	COOP AG									
		FY 2019 BUDGET TRANSFER	05	115217-00000	23,045.00	05	115217-00000	05	115217-00401	Y	
		FY 2019 BUDGET TRANSFER	05	115217-00000	134,440.00	05	115217-00000	05	115217-00601	Y	
		FY 2019 BUDGET TRANSFER	05	115217-00000	43,164.00	05	115217-00000	05	115217-01001	Y	
		FY 2019 BUDGET TRANSFER	05	115217-00000	63,074.00	05	115217-00000	05	115217-00301	Y	
		FY 2019 BUDGET TRANSFER	05	115217-00000	126,864.00	05	115217-00000	05	115217-00701	Y	
		FY 2019 BUDGET TRANSFER	05	115217-00000	133,279.00	05	115217-00000	05	115217-00801	Y	
		FY 2019 BUDGET TRANSFER	05	115217-00000	178,768.00	05	115217-00000	05	115217-00201	Y	
		FY 2019 BUDGET TRANSFER	05	115217-00000	29,741.00	05	115217-00000	05	115217-00101	Y	
		FY 2019 BUDGET TRANSFER	05	115217-00000	339,807.00	05	115217-00000	05	115217-00001	Y	
		FY 2019 BUDGET TRANSFER	05	115217-00001	339,807.00-	05	115217-00000	05	115217-00001	Y	
		FY 2019 BUDGET TRANSFER	05	115217-00101	29,741.00-	05	115217-00000	05	115217-00101	Y	
		FY 2019 BUDGET TRANSFER	05	115217-00201	178,768.00-	05	115217-00000	05	115217-00201	Y	
		FY 2019 BUDGET TRANSFER	05	115217-00301	63,074.00-	05	115217-00000	05	115217-00301	Y	
		FY 2019 BUDGET TRANSFER	05	115217-00401	23,045.00-	05	115217-00000	05	115217-00401	Y	
		FY 2019 BUDGET TRANSFER	05	115217-00501	137,870.00-	05	115217-00000	05	115217-00501	Y	
		FY 2019 BUDGET TRANSFER	05	115217-00601	134,440.00-	05	115217-00000	05	115217-00601	Y	
		FY 2019 BUDGET TRANSFER	05	115217-00701	126,864.00-	05	115217-00000	05	115217-00701	Y	
		FY 2019 BUDGET TRANSFER	05	115217-00801	133,279.00-	05	115217-00000	05	115217-00801	Y	
		FY 2019 BUDGET TRANSFER	05	115217-01001	43,164.00-	05	115217-00000	05	115217-01001	Y	
		** Potential Decrease in Fund Balan			1,210,052.00-						
05	011600	EXTENSION									
		FY 2019 BUDGET ALLOCATION	05	116122-00000	923,847.00-	05	010010	05	116122-00000	Y	
		FY 2019 BUDGET TRANSFER	05	116122-00000	140,075.00	05	116122-00000	05	116122-19001	Y	
		FY 2019 BUDGET TRANSFER	05	116122-00000	375,766.00	05	116122-00000	05	116122-19201	Y	
		FY 2019 BUDGET TRANSFER	05	116122-00000	134,686.00	05	116122-00000	05	116122-19401	Y	
		FY 2019 BUDGET TRANSFER	05	116122-00000	54,136.00	05	116122-00000	05	116122-19501	Y	
		FY 2019 BUDGET TRANSFER	05	116122-00000	103,507.00	05	116122-00000	05	116122-19301	Y	
		FY 2019 BUDGET TRANSFER	05	116122-00000	115,677.00	05	116122-00000	05	116122-19101	Y	
		FY 2019 BUDGET TRANSFER	05	116122-19001	140,075.00-	05	116122-00000	05	116122-19001	Y	
		FY 2019 BUDGET TRANSFER	05	116122-19101	115,677.00-	05	116122-00000	05	116122-19101	Y	
		FY 2019 BUDGET TRANSFER	05	116122-19201	375,766.00-	05	116122-00000	05	116122-19201	Y	
		FY 2019 BUDGET TRANSFER	05	116122-19301	103,507.00-	05	116122-00000	05	116122-19301	Y	
		FY 2019 BUDGET TRANSFER	05	116122-19401	134,686.00-	05	116122-00000	05	116122-19401	Y	
		FY 2019 BUDGET TRANSFER	05	116122-19501	54,136.00-	05	116122-00000	05	116122-19501	Y	
		** Potential Decrease in Fund Balan			923,847.00-						
05	011700	PHYSICAL PLANT									
		FY 2019 BUDGET ALLOCATION	05	117110-00000	815,038.00-	05	010010	05	117110-00000	Y	
		FY 2019 BUDGET ALLOCATION	05	117120-00000	193,837.00-	05	010010	05	117120-00000	Y	
		** Potential Decrease in Fund Balan			1,008,875.00-						
05	011800	STATE SCHOLARSHIPS									
		FY 2019 BUDGET ALLOCATION	05	118001	75,838.00-	05	010010	05	118001	Y	
		FY 2019 BUDGET ALLOCATION	05	118002-00000	103,655.00-	05	010010	05	118002-00000	Y	
		FY 2019 BUDGET ALLOCATION	05	118006	76,354.00-	05	010010	05	118006	Y	

Printed on a Xerox 9700 Laser Printing System at the Computing Services Center / Texas A&M University

Form: URGB01 (02/05/85)

CC	Account	Transaction Description	Offset CC	Offset Account	Amount	Actual Entry From CC	Actual Entry From Account	Actual Entry To CC	Actual Entry To Account	Feed	Mand
05	011800	STATE SCHOLARSHIPS									
		FY 2019 BUDGET ALLOCATION	05	118029-00000	33,269.00-	05	010010	05	118029-00000	Y	
		FY 2019 BUDGET ALLOCATION	05	118071	132,719.00-	05	010010	05	118071	Y	
		FY 2019 BUDGET ALLOCATION	05	118098	27,007.00-	05	010010	05	118098	Y	
		FY 2019 BUDGET ALLOCATION	05	118217	12,000.00-	05	010010	05	118217	Y	
		FY 2019 BUDGET ALLOCATION	05	118905	775,000.00-	05	010010	05	118905	Y	
		** Potential Decrease in Fund Balan			1,235,842.00-						
05	011850	JUVENILE JUSTICE									
		FY 2019 BUDGET ALLOCATION	05	118584-00000	654,676.00-	05	102201	05	118584-00000	Y	
		FY 2019 BUDGET ALLOCATION	05	118585-00000	106,629.00-	05	102201	05	118585-00000	Y	
		FY 2019 BUDGET ALLOCATION	05	118586-00000	436,249.00-	05	102201	05	118586-00000	Y	
		FY 2019 BUDGET ALLOCATION	05	118587-00000	163,727.00-	05	102201	05	118587-00000	Y	
		** Potential Decrease in Fund Balan			1,361,281.00-						
05	017001	ACADEMIC DEVELOPMENT INITIATIVE-									
		FY 2019 BUDGET ALLOCATION	05	170202	263,465.00-	05	010281	05	170202	Y	
		FY 2019 BUDGET ALLOCATION	05	170304	28,274.00-	05	010281	05	170304	Y	
		FY 2019 BUDGET ALLOCATION	05	170501	50,000.00-	05	010281	05	170501	Y	
		FY 2019 BUDGET ALLOCATION	05	170607	509,998.00-	05	010281	05	170607	Y	
		FY 2019 BUDGET ALLOCATION	05	170625	53,966.00-	05	010281	05	170625	Y	
		FY 2019 BUDGET TRANSFER	05	170625	32,936.00-	05	171786-10000	05	170625	Y	
		FY 2019 BUDGET ALLOCATION	05	170630	108,482.00-	05	010281	05	170630	Y	
		FY 2019 BUDGET TRANSFER	05	170630	18,189.00-	05	171786-10000	05	170630	Y	
		FY 2019 BUDGET ALLOCATION	05	170640	305,550.00-	05	010281	05	170640	Y	
		FY 2019 BUDGET ALLOCATION	05	171301	400,000.00-	05	010281	05	171301	Y	
		FY 2019 BUDGET ALLOCATION	05	171781-00000	1,172,724.00-	05	010281	05	171781-00000	Y	
		FY 2019 BUDGET TRANSFER	05	171781-00000	1,097,681.00	05	171781-00000	05	171781-00010	Y	
		FY 2019 BUDGET TRANSFER	05	171781-00000	47,052.00	05	171781-00000	05	171781-00030	Y	
		FY 2019 BUDGET TRANSFER	05	171781-00000	27,991.00	05	171781-00000	05	171781-00025	Y	
		FY 2019 BUDGET TRANSFER	05	171781-00010	1,097,681.00-	05	171781-00000	05	171781-00010	Y	
		FY 2019 BUDGET TRANSFER	05	171781-00025	27,991.00-	05	171781-00000	05	171781-00025	Y	
		FY 2019 BUDGET TRANSFER	05	171781-00030	47,052.00-	05	171781-00000	05	171781-00030	Y	
		FY 2019 BUDGET TRANSFER	05	171786-00000	28,241.00	05	171786-00000	05	171786-20000	Y	
		FY 2019 BUDGET TRANSFER	05	171786-00000	469,754.00	05	171786-00000	05	171786-10000	Y	
		FY 2019 BUDGET ALLOCATION	05	171786-00000	497,995.00-	05	010281	05	171786-00000	Y	
		FY 2019 BUDGET TRANSFER	05	171786-10000	32,936.00	05	171786-10000	05	170625	Y	
		FY 2019 BUDGET TRANSFER	05	171786-10000	18,189.00	05	171786-10000	05	170630	Y	
		FY 2019 BUDGET TRANSFER	05	171786-10000	469,754.00-	05	171786-00000	05	171786-10000	Y	
		FY 2019 BUDGET TRANSFER	05	171786-20000	28,241.00-	05	171786-00000	05	171786-20000	Y	
		FY 2019 BUDGET ALLOCATION	05	172135	359,931.00-	05	010281	05	172135	Y	
		FY 2019 BUDGET ALLOCATION	05	172170-00000	1,188,844.00-	05	010281	05	172170-00000	Y	
		FY 2019 BUDGET ALLOCATION	05	172225	918,868.00-	05	010281	05	172225	Y	
		FY 2019 BUDGET ALLOCATION	05	172315	446,404.00-	05	010281	05	172315	Y	
		FY 2019 BUDGET ALLOCATION	05	172330	634,556.00-	05	010281	05	172330	Y	
		FY 2019 BUDGET ALLOCATION	05	172331	245,407.00-	05	010281	05	172331	Y	
		FY 2019 BUDGET ALLOCATION	05	172400-00000	203,764.00-	05	010281	05	172400-00000	Y	

Printed on a Xerox 9700 Laser Printing System at the Computing Services Center / Texas A&M University

Form: URGB01 (02/05/85)

CC	Account	Transaction Description	Offset CC	Offset Account	Amount	Actual Entry From CC	Actual Entry From Account	Actual Entry To CC	Actual Entry To Account	Feed	Mand
05	017001	ACADEMIC DEVELOPMENT INITIATIVE-									
		FY 2019 BUDGET ALLOCATION	05	172405-00000	316,728.00-	05	010281	05	172405-00000	Y	
		FY 2019 BUDGET ALLOCATION	05	172406-00000	266,875.00-	05	010281	05	172406-00000	Y	
		FY 2019 BUDGET ALLOCATION	05	172440	288,312.00-	05	010281	05	172440	Y	
		FY 2019 BUDGET ALLOCATION	05	172620-00000	1,637,634.00-	05	010281	05	172620-00000	Y	
		FY 2019 BUDGET ALLOCATION	05	172650-00000	500,000.00-	05	010281	05	172650-00000	Y	
		FY 2019 BUDGET ALLOCATION	05	172904	163,768.00-	05	010281	05	172904	Y	
		FY 2019 BUDGET ALLOCATION	05	172907-00000	247,311.00-	05	010281	05	172907-00000	Y	
		FY 2019 BUDGET ALLOCATION	05	178011	97,796.00-	05	010281	05	178011	Y	
		FY 2019 BUDGET ALLOCATION	05	178013-00000	500,000.00-	05	010281	05	178013-00000	Y	
		FY 2019 BUDGET TRANSFER	05	178013-00000	50,001.00	05	178013-00000	05	178013-12620	Y	
		FY 2019 BUDGET TRANSFER	05	178013-00000	50,001.00	05	178013-00000	05	178013-12200	Y	
		FY 2019 BUDGET TRANSFER	05	178013-00000	40,000.00	05	178013-00000	05	178013-12300	Y	
		FY 2019 BUDGET TRANSFER	05	178013-00000	80,000.00	05	178013-00000	05	178013-12952	Y	
		FY 2019 BUDGET TRANSFER	05	178013-00000	40,000.00	05	178013-00000	05	178013-12100	Y	
		FY 2019 BUDGET TRANSFER	05	178013-00000	45,000.00	05	178013-00000	05	178013-12400	Y	
		FY 2019 BUDGET TRANSFER	05	178013-00000	40,000.00	05	178013-00000	05	178013-12700	Y	
		FY 2019 BUDGET TRANSFER	05	178013-12100	40,000.00-	05	178013-00000	05	178013-12100	Y	
		FY 2019 BUDGET TRANSFER	05	178013-12200	50,001.00-	05	178013-00000	05	178013-12200	Y	
		FY 2019 BUDGET TRANSFER	05	178013-12300	40,000.00-	05	178013-00000	05	178013-12300	Y	
		FY 2019 BUDGET TRANSFER	05	178013-12400	45,000.00-	05	178013-00000	05	178013-12400	Y	
		FY 2019 BUDGET TRANSFER	05	178013-12620	50,001.00-	05	178013-00000	05	178013-12620	Y	
		FY 2019 BUDGET TRANSFER	05	178013-12700	40,000.00-	05	178013-00000	05	178013-12700	Y	
		FY 2019 BUDGET TRANSFER	05	178013-12952	80,000.00-	05	178013-00000	05	178013-12952	Y	
		FY 2019 BUDGET TRANSFER	05	178027-00000	479,044.00	05	178027-00000	05	178027-10000	Y	
		FY 2019 BUDGET ALLOCATION	05	178027-00000	479,044.00-	05	010281	05	178027-00000	Y	
		FY 2019 BUDGET TRANSFER	05	178027-10000	479,044.00-	05	178027-00000	05	178027-10000	Y	
		FY 2019 BUDGET TRANSFER	05	178028-00000	518,324.00	05	178028-00000	05	178028-10000	Y	
		FY 2019 BUDGET TRANSFER	05	178028-00000	5,000.00	05	178028-00000	05	178028-20000	Y	
		FY 2019 BUDGET ALLOCATION	05	178028-00000	614,304.00-	05	010281	05	178028-00000	Y	
		FY 2019 BUDGET TRANSFER	05	178028-00000	90,980.00	05	178028-00000	05	178028-30000	Y	
		FY 2019 BUDGET TRANSFER	05	178028-10000	518,324.00-	05	178028-00000	05	178028-10000	Y	
		FY 2019 BUDGET TRANSFER	05	178028-20000	5,000.00-	05	178028-00000	05	178028-20000	Y	
		FY 2019 BUDGET TRANSFER	05	178028-30000	90,980.00-	05	178028-00000	05	178028-30000	Y	
		** Potential Decrease in Fund Balan			12,500,000.00-						
05	018000	AUF ENHANCEMENTS ACCOUNTS									
		FY 2019 BUDGET ALLOCATION	05	180101-10500	153,932.00-	05	018000	05	180101-10500	Y	
		FY 2019 BUDGET ALLOCATION	05	180151	194,387.00-	05	018000	05	180151	Y	
		FY 2019 BUDGET TRANSFER	05	180151	3,415.00-	05	180300	05	180151	Y	
		FY 2019 BUDGET ALLOCATION	05	180152	79,567.00-	05	018000	05	180152	Y	
		FY 2019 BUDGET ALLOCATION	05	180300	279,058.00-	05	018000	05	180300	Y	
		FY 2019 BUDGET TRANSFER	05	180300	3,415.00	05	180300	05	180151	Y	
		FY 2019 BUDGET ALLOCATION	05	180305-00001	1,000,000.00-	05	018000	05	180305-00001	Y	
		FY 2019 BUDGET ALLOCATION	05	180310	62,000.00-	05	018000	05	180310	Y	
		FY 2019 BUDGET ALLOCATION	05	180400-00000	73,114.00-	05	018000	05	180400-00000	Y	
		FY 2019 BUDGET ALLOCATION	05	180500-00000	224,404.00-	05	018000	05	180500-00000	Y	

Printed on a Xerox 9700 Laser Printing System at the Computing Services Center / Texas A&M University

Form: URGB01 (02/05/85)

CC	Account	Transaction Description	Offset CC	Offset Account	Amount	Actual Entry From CC	Actual Entry From Account	Actual Entry To CC	Actual Entry To Account	Feed	Mand
05	018000	AUF ENHANCEMENTS ACCOUNTS									
		FY 2019 BUDGET TRANSFER	05	180500-00000	44,602.00-	05	188786-10000	05	180500-00000	Y	
		FY 2019 BUDGET ALLOCATION	05	180502	321,686.00-	05	018000	05	180502	Y	
		FY 2019 BUDGET ALLOCATION	05	180505	452,554.00-	05	018000	05	180505	Y	
		FY 2019 BUDGET ALLOCATION	05	180550	227,630.00-	05	018000	05	180550	Y	
		FY 2019 BUDGET ALLOCATION	05	180553	3,000,000.00-	05	018000	05	180553	Y	
		FY 2019 BUDGET ALLOCATION	05	180605	387,879.00-	05	018000	05	180605	Y	
		FY 2019 BUDGET ALLOCATION	05	180615	592,226.00-	05	018000	05	180615	Y	
		FY 2019 BUDGET ALLOCATION	05	180630-00000	36,460.00-	05	018000	05	180630-00000	Y	
		FY 2019 BUDGET ALLOCATION	05	180635	41,004.00-	05	018000	05	180635	Y	
		FY 2019 BUDGET ALLOCATION	05	180800	517,374.00-	05	018000	05	180800	Y	
		FY 2019 BUDGET ALLOCATION	05	180801	88,038.00-	05	018000	05	180801	Y	
		FY 2019 BUDGET ALLOCATION	05	180803	78,987.00-	05	018000	05	180803	Y	
		FY 2019 BUDGET ALLOCATION	05	181300-00000	2,901,791.00-	05	018000	05	181300-00000	Y	
		FY 2019 BUDGET ALLOCATION	05	181305	48,818.00-	05	018000	05	181305	Y	
		FY 2019 BUDGET ALLOCATION	05	181350	114,620.00-	05	018000	05	181350	Y	
		FY 2019 BUDGET ALLOCATION	05	181351	26,273.00-	05	018000	05	181351	Y	
		FY 2019 BUDGET ALLOCATION	05	181400	339,559.00-	05	018000	05	181400	Y	
		FY 2019 BUDGET ALLOCATION	05	181800	129,733.00-	05	018000	05	181800	Y	
		FY 2019 BUDGET ALLOCATION	05	181801	642,103.00-	05	018000	05	181801	Y	
		FY 2019 BUDGET ALLOCATION	05	181802	452,128.00-	05	018000	05	181802	Y	
		FY 2019 BUDGET ALLOCATION	05	181803	25,191.00-	05	018000	05	181803	Y	
		FY 2019 BUDGET ALLOCATION	05	181804	500.00-	05	018000	05	181804	Y	
		FY 2019 BUDGET ALLOCATION	05	181805	45,328.00-	05	018000	05	181805	Y	
		FY 2019 BUDGET ALLOCATION	05	181806	463,590.00-	05	018000	05	181806	Y	
		FY 2019 BUDGET ALLOCATION	05	181900	14,285.00-	05	018000	05	181900	Y	
		FY 2019 BUDGET ALLOCATION	05	181901	14,285.00-	05	018000	05	181901	Y	
		FY 2019 BUDGET ALLOCATION	05	181902	14,285.00-	05	018000	05	181902	Y	
		FY 2019 BUDGET ALLOCATION	05	181903	14,285.00-	05	018000	05	181903	Y	
		FY 2019 BUDGET ALLOCATION	05	181904	14,285.00-	05	018000	05	181904	Y	
		FY 2019 BUDGET ALLOCATION	05	181905	14,285.00-	05	018000	05	181905	Y	
		FY 2019 BUDGET ALLOCATION	05	181906	14,290.00-	05	018000	05	181906	Y	
		FY 2019 BUDGET ALLOCATION	05	182110	483,428.00-	05	018000	05	182110	Y	
		FY 2019 BUDGET ALLOCATION	05	182115	167,561.00-	05	018000	05	182115	Y	
		FY 2019 BUDGET ALLOCATION	05	182123	721,299.00-	05	018000	05	182123	Y	
		FY 2019 BUDGET ALLOCATION	05	182220	64,096.00-	05	018000	05	182220	Y	
		FY 2019 BUDGET ALLOCATION	05	182240	10,451.00-	05	018000	05	182240	Y	
		FY 2019 BUDGET ALLOCATION	05	182330	260,181.00-	05	018000	05	182330	Y	
		FY 2019 BUDGET ALLOCATION	05	187110	424,449.00-	05	018000	05	187110	Y	
		FY 2019 BUDGET ALLOCATION	05	188209	58,624.00-	05	018000	05	188209	Y	
		FY 2019 BUDGET TRANSFER	05	188217-00000	93,197.00	05	188217-00000	05	188217-00201	Y	
		FY 2019 BUDGET TRANSFER	05	188217-00000	157,028.00	05	188217-00000	05	188217-00701	Y	
		FY 2019 BUDGET TRANSFER	05	188217-00000	326,874.00	05	188217-00000	05	188217-00601	Y	
		FY 2019 BUDGET TRANSFER	05	188217-00000	177,919.00	05	188217-00000	05	188217-00001	Y	
		FY 2019 BUDGET TRANSFER	05	188217-00000	32,168.00	05	188217-00000	05	188217-00101	Y	
		FY 2019 BUDGET ALLOCATION	05	188217-00000	787,186.00-	05	018000	05	188217-00000	Y	
		FY 2019 BUDGET TRANSFER	05	188217-00001	177,919.00-	05	188217-00000	05	188217-00001	Y	

Printed on a Xerox 9700 Laser Printing System at the Computing Services Center / Texas A&M University

Form: URGB01 (02/05/85)

CC	Account	Transaction Description	Offset CC	Offset Account	Amount	Actual Entry From CC	Actual Entry From Account	Actual Entry To CC	Actual Entry To Account	Feed	Mand
05	018000	AUF ENHANCEMENTS ACCOUNTS									
		FY 2019 BUDGET TRANSFER	05	188217-00101	32,168.00-	05	188217-00000	05	188217-00101	Y	
		FY 2019 BUDGET TRANSFER	05	188217-00201	93,197.00-	05	188217-00000	05	188217-00201	Y	
		FY 2019 BUDGET TRANSFER	05	188217-00601	326,874.00-	05	188217-00000	05	188217-00601	Y	
		FY 2019 BUDGET TRANSFER	05	188217-00701	157,028.00-	05	188217-00000	05	188217-00701	Y	
		FY 2019 BUDGET TRANSFER	05	188218-00000	135,636.00	05	188218-00000	05	188218-19301	Y	
		FY 2019 BUDGET TRANSFER	05	188218-00000	223,107.00	05	188218-00000	05	188218-19201	Y	
		FY 2019 BUDGET TRANSFER	05	188218-00000	13,320.00	05	188218-00000	05	188218-19001	Y	
		FY 2019 BUDGET ALLOCATION	05	188218-00000	607,581.00-	05	018000	05	188218-00000	Y	
		FY 2019 BUDGET TRANSFER	05	188218-00000	171,885.00	05	188218-00000	05	188218-19401	Y	
		FY 2019 BUDGET TRANSFER	05	188218-00000	63,633.00	05	188218-00000	05	188218-19501	Y	
		FY 2019 BUDGET TRANSFER	05	188218-19001	13,320.00-	05	188218-00000	05	188218-19001	Y	
		FY 2019 BUDGET TRANSFER	05	188218-19201	223,107.00-	05	188218-00000	05	188218-19201	Y	
		FY 2019 BUDGET TRANSFER	05	188218-19301	135,636.00-	05	188218-00000	05	188218-19301	Y	
		FY 2019 BUDGET TRANSFER	05	188218-19401	171,885.00-	05	188218-00000	05	188218-19401	Y	
		FY 2019 BUDGET TRANSFER	05	188218-19501	63,633.00-	05	188218-00000	05	188218-19501	Y	
		FY 2019 BUDGET ALLOCATION	05	188434	116,219.00-	05	018000	05	188434	Y	
		FY 2019 BUDGET ALLOCATION	05	188461-00000	100,000.00-	05	018000	05	188461-00000	Y	
		FY 2019 BUDGET ALLOCATION	05	188621	16,660.00-	05	018000	05	188621	Y	
		FY 2019 BUDGET ALLOCATION	05	188625	37,313.00-	05	018000	05	188625	Y	
		FY 2019 BUDGET ALLOCATION	05	188781-00000	1,622,786.00-	05	018000	05	188781-00000	Y	
		FY 2019 BUDGET TRANSFER	05	188781-00000	1,108,806.00	05	188781-00000	05	188781-00010	Y	
		FY 2019 BUDGET TRANSFER	05	188781-00000	113.00	05	188781-00000	05	188781-00040	Y	
		FY 2019 BUDGET TRANSFER	05	188781-00000	1,090.00	05	188781-00000	05	188781-00025	Y	
		FY 2019 BUDGET TRANSFER	05	188781-00000	25,857.00	05	188781-00000	05	188781-00030	Y	
		FY 2019 BUDGET TRANSFER	05	188781-00000	421,000.00	05	188781-00000	05	188781-00010	Y	
		FY 2019 BUDGET TRANSFER	05	188781-00000	22,661.00	05	188781-00000	05	188781-00015	Y	
		FY 2019 BUDGET TRANSFER	05	188781-00000	43,259.00	05	188781-00000	05	188781-00035	Y	
		FY 2019 BUDGET TRANSFER	05	188781-00010	421,000.00-	05	188781-00000	05	188781-00010	Y	
		FY 2019 BUDGET TRANSFER	05	188781-00010	1,108,806.00-	05	188781-00000	05	188781-00010	Y	
		FY 2019 BUDGET TRANSFER	05	188781-00015	22,661.00-	05	188781-00000	05	188781-00015	Y	
		FY 2019 BUDGET TRANSFER	05	188781-00025	1,090.00-	05	188781-00000	05	188781-00025	Y	
		FY 2019 BUDGET TRANSFER	05	188781-00030	25,857.00-	05	188781-00000	05	188781-00030	Y	
		FY 2019 BUDGET TRANSFER	05	188781-00035	43,259.00-	05	188781-00000	05	188781-00035	Y	
		FY 2019 BUDGET TRANSFER	05	188781-00040	113.00-	05	188781-00000	05	188781-00040	Y	
		FY 2019 BUDGET TRANSFER	05	188786-00000	134,322.00	05	188786-00000	05	188786-10000	Y	
		FY 2019 BUDGET TRANSFER	05	188786-00000	36,565.00	05	188786-00000	05	188786-20000	Y	
		FY 2019 BUDGET TRANSFER	05	188786-10000	134,322.00-	05	188786-00000	05	188786-10000	Y	
		FY 2019 BUDGET TRANSFER	05	188786-10000	44,602.00	05	188786-10000	05	180500-00000	Y	
		FY 2019 BUDGET TRANSFER	05	188786-20000	36,565.00-	05	188786-00000	05	188786-20000	Y	
		FY 2019 BUDGET ALLOCATION	05	188901	1,785,600.00-	05	018000	05	188901	Y	
		FY 2019 BUDGET ALLOCATION	05	188902	62,475.00-	05	018000	05	188902	Y	
		FY 2019 BUDGET ALLOCATION	05	188903	1,000,000.00-	05	018000	05	188903	Y	
		FY 2019 BUDGET ALLOCATION	05	188906	818,800.00-	05	018000	05	188906	Y	
		FY 2019 BUDGET ALLOCATION	05	188907	672,500.00-	05	018000	05	188907	Y	
		FY 2019 BUDGET ALLOCATION	05	188910-00000	1,266,301.00-	05	018000	05	188910-00000	Y	
		FY 2019 BUDGET TRANSFER	05	188910-00000	105,084.00	05	188910-00000	05	188910-00012	Y	

Printed on a Xerox 9700 Laser Printing System at the Computing Services Center / Texas A&M University

Form: URGB01 (02/05/85)

CC	Account	Transaction Description	Offset CC	Offset Account	Amount	Actual Entry From CC	Actual Entry From Account	Actual Entry To CC	Actual Entry To Account	Feed	Mand
05	018000	AUF ENHANCEMENTS ACCOUNTS									
		FY 2019 BUDGET TRANSFER	05	188910-00000	103,084.00	05	188910-00000	05	188910-00010	Y	
		FY 2019 BUDGET TRANSFER	05	188910-00000	259,277.00	05	188910-00000	05	188910-00004	Y	
		FY 2019 BUDGET TRANSFER	05	188910-00000	28,975.00	05	188910-00000	05	188910-00003	Y	
		FY 2019 BUDGET TRANSFER	05	188910-00000	769,881.00	05	188910-00000	05	188910-00001	Y	
		FY 2019 BUDGET TRANSFER	05	188910-00001	769,881.00-	05	188910-00000	05	188910-00001	Y	
		FY 2019 BUDGET TRANSFER	05	188910-00003	28,975.00-	05	188910-00000	05	188910-00003	Y	
		FY 2019 BUDGET TRANSFER	05	188910-00004	259,277.00-	05	188910-00000	05	188910-00004	Y	
		FY 2019 BUDGET TRANSFER	05	188910-00010	103,084.00-	05	188910-00000	05	188910-00010	Y	
		FY 2019 BUDGET TRANSFER	05	188910-00012	105,084.00-	05	188910-00000	05	188910-00012	Y	
		** Potential Decrease in Fund Balan			24,183,444.00-						
05	020002	AFR DESIGNATED - G/L ACCOUNT									
		FY 2019 TRANSFER	05	220002	20,239,516.00-	05	440002	05	220002	N	
		** Potential Decrease in Fund Balan			20,239,516.00-						
05	020099	DES. RESERVE FOR OPER. AND TRAVE									
		FY 2019 BUDGET ALLOCATION	05	210140	33,000.00-	05	220100	05	210140	Y	
		FY 2019 BUDGET ALLOCATION	05	210150	27,000.00-	05	220100	05	210150	Y	
		FY 2019 BUDGET ALLOCATION	05	210151	30,300.00-	05	220100	05	210151	Y	
		FY 2019 BUDGET ALLOCATION	05	210152	21,525.00-	05	220100	05	210152	Y	
		FY 2019 BUDGET ALLOCATION	05	210153	15,000.00-	05	220100	05	210153	Y	
		FY 2019 BUDGET ALLOCATION	05	210300	42,558.00-	05	220100	05	210300	Y	
		FY 2019 BUDGET ALLOCATION	05	210309	10,648.00-	05	220100	05	210309	Y	
		FY 2019 BUDGET ALLOCATION	05	210313	303,000.00-	05	220100	05	210313	Y	
		FY 2019 BUDGET ALLOCATION	05	210314-00000	4,923,373.00-	05	220100	05	210314-00000	Y	
		FY 2019 BUDGET ALLOCATION	05	210400-00000	166,046.00-	05	220100	05	210400-00000	Y	
		FY 2019 BUDGET ALLOCATION	05	210401	18,325.00-	05	220100	05	210401	Y	
		FY 2019 BUDGET ALLOCATION	05	210500-00000	19,252.00-	05	220100	05	210500-00000	Y	
		FY 2019 BUDGET ALLOCATION	05	210504	4,100.00-	05	220100	05	210504	Y	
		FY 2019 BUDGET ALLOCATION	05	210505	40,000.00-	05	220100	05	210505	Y	
		FY 2019 BUDGET ALLOCATION	05	210545	9,340.00-	05	220100	05	210545	Y	
		FY 2019 BUDGET ALLOCATION	05	210600	10,998.00-	05	220100	05	210600	Y	
		FY 2019 BUDGET ALLOCATION	05	210605	74,983.00-	05	220100	05	210605	Y	
		FY 2019 BUDGET ALLOCATION	05	210606	34,069.00-	05	220100	05	210606	Y	
		FY 2019 BUDGET ALLOCATION	05	210610	14,441.00-	05	220100	05	210610	Y	
		FY 2019 BUDGET ALLOCATION	05	210615-00000	4,106.00-	05	220100	05	210615-00000	Y	
		FY 2019 BUDGET ALLOCATION	05	210616	36,824.00-	05	220100	05	210616	Y	
		FY 2019 BUDGET ALLOCATION	05	210625	10,966.00-	05	220100	05	210625	Y	
		FY 2019 BUDGET ALLOCATION	05	210630	38,419.00-	05	220100	05	210630	Y	
		FY 2019 BUDGET ALLOCATION	05	210640-00000	30,011.00-	05	220100	05	210640-00000	Y	
		FY 2019 BUDGET TRANSFER	05	210640-00000	8,610.00	05	210640-00000	05	210640-30000	Y	
		FY 2019 BUDGET TRANSFER	05	210640-00000	5,000.00	05	210640-00000	05	210640-60000	Y	
		FY 2019 BUDGET TRANSFER	05	210640-00000	2,420.00	05	210640-00000	05	210640-50000	Y	
		FY 2019 BUDGET TRANSFER	05	210640-00000	5,371.00	05	210640-00000	05	210640-40000	Y	
		FY 2019 BUDGET TRANSFER	05	210640-00000	8,610.00	05	210640-00000	05	210640-20000	Y	
		FY 2019 BUDGET TRANSFER	05	210640-20000	8,610.00-	05	210640-00000	05	210640-20000	Y	

Printed on a Xerox 9700 Laser Printing System at the Computing Services Center / Texas A&M University

Form: URGB01 (02/05/85)

CC	Account	Transaction Description	Offset CC	Offset Account	Amount	Actual Entry From CC	Actual Entry From Account	Actual Entry To CC	Actual Entry To Account	Feed	Mand
05	020099	DES. RESERVE FOR OPER. AND TRAVE									
		FY 2019 BUDGET TRANSFER	05	210640-30000	8,610.00-	05	210640-00000	05	210640-30000	Y	
		FY 2019 BUDGET TRANSFER	05	210640-40000	5,371.00-	05	210640-00000	05	210640-40000	Y	
		FY 2019 BUDGET TRANSFER	05	210640-50000	2,420.00-	05	210640-00000	05	210640-50000	Y	
		FY 2019 BUDGET TRANSFER	05	210640-60000	5,000.00-	05	210640-00000	05	210640-60000	Y	
		FY 2019 BUDGET ALLOCATION	05	210701	17,768.00-	05	220100	05	210701	Y	
		FY 2019 BUDGET ALLOCATION	05	210705	69,024.00-	05	220100	05	210705	Y	
		FY 2019 BUDGET ALLOCATION	05	210800	25,000.00-	05	220100	05	210800	Y	
		FY 2019 BUDGET ALLOCATION	05	211400	99,844.00-	05	220100	05	211400	Y	
		FY 2019 BUDGET ALLOCATION	05	211780	50,000.00-	05	220100	05	211780	Y	
		FY 2019 BUDGET ALLOCATION	05	211786	78,007.00-	05	220100	05	211786	Y	
		FY 2019 BUDGET ALLOCATION	05	212100-00000	38,369.00-	05	220100	05	212100-00000	Y	
		FY 2019 BUDGET TRANSFER	05	212100-00000	1,064.00	05	212100-00000	05	212120	Y	
		FY 2019 BUDGET TRANSFER	05	212100-00000	595.00	05	212100-00000	05	212160	Y	
		FY 2019 BUDGET ALLOCATION	05	212110	43,538.00-	05	220100	05	212110	Y	
		FY 2019 BUDGET ALLOCATION	05	212112	3,341.00-	05	220100	05	212112	Y	
		FY 2019 BUDGET ALLOCATION	05	212113-00000	22,933.00-	05	220100	05	212113-00000	Y	
		FY 2019 BUDGET ALLOCATION	05	212115	9,600.00-	05	220100	05	212115	Y	
		FY 2019 BUDGET ALLOCATION	05	212120	15,061.00-	05	220100	05	212120	Y	
		FY 2019 BUDGET TRANSFER	05	212120	1,064.00-	05	212100-00000	05	212120	Y	
		FY 2019 BUDGET ALLOCATION	05	212123-00000	28,810.00-	05	220100	05	212123-00000	Y	
		FY 2019 BUDGET ALLOCATION	05	212135-00000	25,260.00-	05	220100	05	212135-00000	Y	
		FY 2019 BUDGET ALLOCATION	05	212140	23,385.00-	05	220100	05	212140	Y	
		FY 2019 BUDGET ALLOCATION	05	212143-00000	33,149.00-	05	220100	05	212143-00000	Y	
		FY 2019 BUDGET ALLOCATION	05	212146-00000	5,290.00-	05	220100	05	212146-00000	Y	
		FY 2019 BUDGET ALLOCATION	05	212160	13,943.00-	05	220100	05	212160	Y	
		FY 2019 BUDGET TRANSFER	05	212160	595.00-	05	212100-00000	05	212160	Y	
		FY 2019 BUDGET ALLOCATION	05	212165	500.00-	05	220100	05	212165	Y	
		FY 2019 BUDGET ALLOCATION	05	212200	28,202.00-	05	220100	05	212200	Y	
		FY 2019 BUDGET ALLOCATION	05	212215-00000	14,592.00-	05	220100	05	212215-00000	Y	
		FY 2019 BUDGET ALLOCATION	05	212220-00000	21,784.00-	05	220100	05	212220-00000	Y	
		FY 2019 BUDGET ALLOCATION	05	212225	21,456.00-	05	220100	05	212225	Y	
		FY 2019 BUDGET ALLOCATION	05	212235	11,418.00-	05	220100	05	212235	Y	
		FY 2019 BUDGET ALLOCATION	05	212240	10,898.00-	05	220100	05	212240	Y	
		FY 2019 BUDGET ALLOCATION	05	212250	30,781.00-	05	220100	05	212250	Y	
		FY 2019 BUDGET ALLOCATION	05	212300-00000	30,902.00-	05	220100	05	212300-00000	Y	
		FY 2019 BUDGET ALLOCATION	05	212315	27,229.00-	05	220100	05	212315	Y	
		FY 2019 BUDGET ALLOCATION	05	212325-00000	35,231.00-	05	220100	05	212325-00000	Y	
		FY 2019 BUDGET ALLOCATION	05	212330	22,627.00-	05	220100	05	212330	Y	
		FY 2019 BUDGET ALLOCATION	05	212335	6,910.00-	05	220100	05	212335	Y	
		FY 2019 BUDGET ALLOCATION	05	212340	6,521.00-	05	220100	05	212340	Y	
		FY 2019 BUDGET ALLOCATION	05	212400-00000	24,850.00-	05	220100	05	212400-00000	Y	
		FY 2019 BUDGET TRANSFER	05	212400-00000	2,020.00	05	212400-00000	05	212440	Y	
		FY 2019 BUDGET ALLOCATION	05	212405	15,757.00-	05	220100	05	212405	Y	
		FY 2019 BUDGET ALLOCATION	05	212440	14,477.00-	05	220100	05	212440	Y	
		FY 2019 BUDGET TRANSFER	05	212440	2,020.00-	05	212400-00000	05	212440	Y	
		FY 2019 BUDGET ALLOCATION	05	212500	31,405.00-	05	220100	05	212500	Y	

Printed on a Xerox 9700 Laser Printing System at the Computing Services Center / Texas A&M University

Form: URGB01 (02/05/85)

CC	Account	Transaction Description	Offset CC	Offset Account	Amount	Actual Entry From CC	Actual Entry From Account	Actual Entry To CC	Actual Entry To Account	Feed	Mand
05	020099	DES. RESERVE FOR OPER. AND TRAVE									
		FY 2019 BUDGET ALLOCATION	05	212600	58,609.00-	05	220100	05	212600	Y	
		FY 2019 BUDGET ALLOCATION	05	212620-00000	60,639.00-	05	220100	05	212620-00000	Y	
		FY 2019 BUDGET ALLOCATION	05	212666	24,093.00-	05	220100	05	212666	Y	
		FY 2019 BUDGET ALLOCATION	05	212690	40,000.00-	05	220100	05	212690	Y	
		FY 2019 BUDGET ALLOCATION	05	212700	15,578.00-	05	220100	05	212700	Y	
		FY 2019 BUDGET ALLOCATION	05	212715-00000	17,216.00-	05	220100	05	212715-00000	Y	
		FY 2019 BUDGET ALLOCATION	05	212800	15,768.00-	05	220100	05	212800	Y	
		FY 2019 BUDGET ALLOCATION	05	212805	8,963.00-	05	220100	05	212805	Y	
		FY 2019 BUDGET ALLOCATION	05	212810	7,613.00-	05	220100	05	212810	Y	
		FY 2019 BUDGET ALLOCATION	05	212815	826.00-	05	220100	05	212815	Y	
		FY 2019 BUDGET ALLOCATION	05	212900	69,540.00-	05	220100	05	212900	Y	
		FY 2019 BUDGET ALLOCATION	05	212904	10,512.00-	05	220100	05	212904	Y	
		FY 2019 BUDGET ALLOCATION	05	212905	6,379.00-	05	220100	05	212905	Y	
		FY 2019 BUDGET ALLOCATION	05	212950	13,320.00-	05	220100	05	212950	Y	
		FY 2019 BUDGET ALLOCATION	05	212952	56,836.00-	05	220100	05	212952	Y	
		FY 2019 BUDGET ALLOCATION	05	212955	7,230.00-	05	220100	05	212955	Y	
		FY 2019 BUDGET ALLOCATION	05	212960	25,515.00-	05	220100	05	212960	Y	
		FY 2019 BUDGET ALLOCATION	05	215111	7,500.00-	05	220100	05	215111	Y	
		FY 2019 BUDGET ALLOCATION	05	216111	7,500.00-	05	220100	05	216111	Y	
		FY 2019 BUDGET ALLOCATION	05	217016	10,000.00-	05	220100	05	217016	Y	
		FY 2019 BUDGET ALLOCATION	05	217021	84,965.00-	05	220100	05	217021	Y	
		FY 2019 BUDGET ALLOCATION	05	217120-00000	16,197.00-	05	220100	05	217120-00000	Y	
		FY 2019 BUDGET ALLOCATION	05	217211-00000	1,447,100.00-	05	220100	05	217211-00000	Y	
		FY 2019 DEBT SERVICE	05	217211-00000	394,750.00	05	217211-00000	05	020102	Y	
		FY2019 BUDGET TRANSFER	05	217510-00000	3,672,454.00	05	217510-00000	05	217510-00001	Y	
		FY 2019 BUDGET ALLOCATION	05	217510-00000	4,264,454.00-	05	220100	05	217510-00000	Y	
		FY2019 BUDGET TRANSFER	05	217510-00000	385,000.00	05	217510-00000	05	217510-00002	Y	
		FY2019 BUDGET TRANSFER	05	217510-00000	207,000.00	05	217510-00000	05	217510-00003	Y	
		FY2019 BUDGET TRANSFER	05	217510-00001	3,672,454.00-	05	217510-00000	05	217510-00001	Y	
		FY2019 BUDGET TRANSFER	05	217510-00002	385,000.00-	05	217510-00000	05	217510-00002	Y	
		FY2019 BUDGET TRANSFER	05	217510-00003	207,000.00-	05	217510-00000	05	217510-00003	Y	
		FY 2019 BUDGET ALLOCATION	05	217514	505,025.00-	05	220100	05	217514	Y	
		FY 2019 BUDGET ALLOCATION	05	218011	7,812.00-	05	220100	05	218011	Y	
		FY 2019 BUDGET ALLOCATION	05	218027-00000	204,567.00-	05	220100	05	218027-00000	Y	
		FY 2019 BUDGET TRANSFER	05	218027-00000	3,634.00	05	218027-00000	05	218027-30000	Y	
		FY 2019 BUDGET TRANSFER	05	218027-00000	3,978.00	05	218027-00000	05	218027-50000	Y	
		FY 2019 BUDGET TRANSFER	05	218027-00000	48,000.00	05	218027-00000	05	218027-70000	Y	
		FY 2019 BUDGET TRANSFER	05	218027-00000	3,726.00	05	218027-00000	05	218027-60000	Y	
		FY 2019 BUDGET TRANSFER	05	218027-00000	4,100.00	05	218027-00000	05	218027-40000	Y	
		FY 2019 BUDGET TRANSFER	05	218027-00000	141,129.00	05	218027-00000	05	218027-20000	Y	
		FY 2019 BUDGET TRANSFER	05	218027-20000	141,129.00-	05	218027-00000	05	218027-20000	Y	
		FY 2019 BUDGET TRANSFER	05	218027-30000	3,634.00-	05	218027-00000	05	218027-30000	Y	
		FY 2019 BUDGET TRANSFER	05	218027-40000	4,100.00-	05	218027-00000	05	218027-40000	Y	
		FY 2019 BUDGET TRANSFER	05	218027-50000	3,978.00-	05	218027-00000	05	218027-50000	Y	
		FY 2019 BUDGET TRANSFER	05	218027-60000	3,726.00-	05	218027-00000	05	218027-60000	Y	
		FY 2019 BUDGET TRANSFER	05	218027-70000	48,000.00-	05	218027-00000	05	218027-70000	Y	
		** Potential Decrease in Fund Balan			13,475,153.00-						

Printed on a Xerox 9700 Laser Printing System at the Computing Services Center / Texas A&M University

Form: URGB01 (02/05/85)

CC	Account	Transaction Description	Offset CC	Offset Account	Amount	Actual Entry From CC	Actual Entry From Account	Actual Entry To CC	Actual Entry To Account	Feed	Mand
05	020100	DESIGNATED TUITION									
		FY 2019 BUDGET ALLOCATION	05	220100	180,067.00	05	220100	05	331040	Y	
		FY 2019 BUDGET ALLOCATION	05	220100	177,341.00	05	220100	05	331050	Y	
		FY 2019 BUDGET ALLOCATION	05	220100	319,587.00	05	220100	05	332000	Y	
		FY 2019 BUDGET ALLOCATION	05	220100	238,842.00	05	220100	05	331045	Y	
		FY 2019 BUDGET ALLOCATION	05	220100	101,320.00	05	220100	05	226732	Y	
		FY 2019 BUDGET ALLOCATION	05	220100	168,147.00	05	220100	05	331012	Y	
		FY 2019 BUDGET ALLOCATION	05	220100	147,392.00	05	220100	05	331035	Y	
		FY 2019 BUDGET ALLOCATION	05	220100	11,132.00	05	220100	05	331030	Y	
		FY 2019 BUDGET ALLOCATION	05	220100	129,212.00	05	220100	05	331025	Y	
		FY 2019 BUDGET ALLOCATION	05	220100	73,618.00	05	220100	05	331020	Y	
		FY 2019 BUDGET ALLOCATION	05	220100	31,159.00	05	220100	05	331015	Y	
		FY 2019 BUDGET ALLOCATION	05	220100	172,873.00	05	220100	05	331013	Y	
		FY 2019 BUDGET ALLOCATION	05	220100	189,965.00	05	220100	05	331011	Y	
		FY 2019 BUDGET ALLOCATION	05	220100	76,025.00	05	220100	05	331010	Y	
		FY 2019 BUDGET ALLOCATION	05	220100	218,801.00	05	220100	05	331007	Y	
		FY 2019 BUDGET ALLOCATION	05	220100	309,120.00	05	220100	05	331006	Y	
		FY 2019 BUDGET ALLOCATION	05	220100	76,412.00	05	220100	05	331002	Y	
		FY 2019 BUDGET ALLOCATION	05	220100	439,780.00	05	220100	05	331000	Y	
		FY 2019 BUDGET ALLOCATION	05	220100	420,000.00	05	220100	05	226722	Y	
		FY 2019 BUDGET ALLOCATION	05	220100	800,000.00	05	220100	05	226725	Y	
		FY 2019 BUDGET ALLOCATION	05	220100	660,000.00	05	220100	05	226719	Y	
		FY 2019 BUDGET ALLOCATION	05	220100	819,200.00	05	220100	05	226726	Y	
		FY 2019 BUDGET ALLOCATION	05	220100	496,756.00	05	220100	05	226731	Y	
		FY 2019 BUDGET ALLOCATION	05	220100	349,923.00	05	220100	05	226718	Y	
		FY 2019 BUDGET ALLOCATION	05	220100	349,881.00	05	220100	05	226727	Y	
		FY 2019 BUDGET ALLOCATION	05	220100	244,930.00	05	220100	05	226513	Y	
		FY 2019 BUDGET ALLOCATION	05	220100	3,791,301.00	05	220100	05	226715-00000	Y	
		FY 2019 BUDGET ALLOCATION	05	220100	20,000.00	05	220100	05	226517	Y	
		FY 2019 BUDGET ALLOCATION	05	220100	500,000.00	05	220100	05	226526-00000	Y	
		FY 2019 BUDGET ALLOCATION	05	220100	134,532.00	05	220100	05	226514	Y	
		FY 2019 BUDGET ALLOCATION	05	220100	119,000.00	05	220100	05	226707	Y	
		FY 2019 BUDGET ALLOCATION	05	220100	305,067.00	05	220100	05	226716	Y	
		FY 2019 BUDGET ALLOCATION	05	220100	12,000.00	05	220100	05	225560	Y	
		FY 2019 BUDGET ALLOCATION	05	220100	32,736.00	05	220100	05	226300	Y	
		FY 2019 BUDGET ALLOCATION	05	220100	123,906.00	05	220100	05	223500	Y	
		FY 2019 BUDGET ALLOCATION	05	220100	370,000.00	05	220100	05	226504	Y	
		FY 2019 BUDGET ALLOCATION	05	220100	100,000.00	05	220100	05	226509	Y	
		FY 2019 BUDGET ALLOCATION	05	220100	109,567.00	05	220100	05	222645	Y	
		FY 2019 BUDGET ALLOCATION	05	220100	100,000.00	05	220100	05	226506	Y	
		FY 2019 BUDGET ALLOCATION	05	220100	82,658.00	05	220100	05	222265	Y	
		FY 2019 BUDGET ALLOCATION	05	220100	821,783.00	05	220100	05	222400	Y	
		FY 2019 BUDGET ALLOCATION	05	220100	204,729.00	05	220100	05	222282	Y	
		FY 2019 BUDGET ALLOCATION	05	220100	179,200.00	05	220100	05	222284-00000	Y	
		FY 2019 BUDGET ALLOCATION	05	220100	447,434.00	05	220100	05	222281-00000	Y	
		FY 2019 BUDGET ALLOCATION	05	220100	6,699.00	05	220100	05	222400	Y	
		FY 2019 BUDGET ALLOCATION	05	220100	38,993.00	05	220100	05	222541	Y	

Printed on a Xerox 9700 Laser Printing System at the Computing Services Center / Texas A&M University

Form: URGB01 (02/05/85)

CC	Account	Transaction Description	--- Offset --- CC	Account	Amount	-------- Actual Entry --------- ---- From ----- CC	Account	----- To ------ CC	Account	Feed	Mand
05	020100	DESIGNATED TUITION									
		FY 2019 BUDGET ALLOCATION	05	220100	95,565.00	05	220100	05	222252-00000	Y	
		FY 2019 BUDGET ALLOCATION	05	220100	96,000.00	05	220100	05	222258	Y	
		FY 2019 BUDGET ALLOCATION	05	220100	88,722.00	05	220100	05	222264	Y	
		FY 2019 BUDGET ALLOCATION	05	220100	466,826.00	05	220100	05	222253	Y	
		FY 2019 BUDGET ALLOCATION	05	220100	285,000.00	05	220100	05	222254	Y	
		FY 2019 BUDGET ALLOCATION	05	220100	193,232.00	05	220100	05	222247-00000	Y	
		FY 2019 BUDGET ALLOCATION	05	220100	402,686.00	05	220100	05	222259	Y	
		FY 2019 BUDGET ALLOCATION	05	220100	6,745.00	05	220100	05	222213	Y	
		FY 2019 BUDGET ALLOCATION	05	220100	7,000.00	05	220100	05	222236	Y	
		FY 2019 BUDGET ALLOCATION	05	220100	267,920.00	05	220100	05	222163	Y	
		FY 2019 BUDGET ALLOCATION	05	220100	250,000.00	05	220100	05	222242	Y	
		FY 2019 BUDGET ALLOCATION	05	220100	211,699.00	05	220100	05	222164	Y	
		FY 2019 BUDGET ALLOCATION	05	220100	24,910.00	05	220100	05	222238	Y	
		FY 2019 BUDGET ALLOCATION	05	220100	50,000.00	05	220100	05	222245-00000	Y	
		FY 2019 BUDGET ALLOCATION	05	220100	1,412,106.00	05	220100	05	222100-00000	Y	
		FY 2019 BUDGET ALLOCATION	05	220100	119,130.00	05	220100	05	222126	Y	
		FY 2019 BUDGET ALLOCATION	05	220100	252,701.00	05	220100	05	222160	Y	
		FY 2019 BUDGET ALLOCATION	05	220100	120,000.00	05	220100	05	222102	Y	
		FY 2019 BUDGET ALLOCATION	05	220100	100,000.00	05	220100	05	222104	Y	
		FY 2019 BUDGET ALLOCATION	05	220100	250,000.00	05	220100	05	220789-00000	Y	
		FY 2019 BUDGET ALLOCATION	05	220100	25,000.00	05	220100	05	222137	Y	
		FY 2019 BUDGET ALLOCATION	05	220100	505,025.00	05	220100	05	217514	Y	
		FY 2019 BUDGET ALLOCATION	05	220100	116,735.00	05	220100	05	220789-00000	Y	
		FY 2019 BUDGET ALLOCATION	05	220100	7,812.00	05	220100	05	218011	Y	
		FY 2019 BUDGET ALLOCATION	05	220100	204,567.00	05	220100	05	218027-00000	Y	
		FY 2019 BUDGET ALLOCATION	05	220100	1,447,100.00	05	220100	05	217211-00000	Y	
		FY 2019 BUDGET ALLOCATION	05	220100	16,197.00	05	220100	05	217120-00000	Y	
		FY 2019 BUDGET ALLOCATION	05	220100	4,264,454.00	05	220100	05	217510-00000	Y	
		FY 2019 BUDGET ALLOCATION	05	220100	4,100.00	05	220100	05	210504	Y	
		FY 2019 BUDGET ALLOCATION	05	220100	28,202.00	05	220100	05	212200	Y	
		FY 2019 BUDGET ALLOCATION	05	220100	14,592.00	05	220100	05	212215-00000	Y	
		FY 2019 BUDGET ALLOCATION	05	220100	5,290.00	05	220100	05	212146-00000	Y	
		FY 2019 BUDGET ALLOCATION	05	220100	21,784.00	05	220100	05	212220-00000	Y	
		FY 2019 BUDGET ALLOCATION	05	220100	500.00	05	220100	05	212165	Y	
		FY 2019 BUDGET ALLOCATION	05	220100	33,149.00	05	220100	05	212143-00000	Y	
		FY 2019 BUDGET ALLOCATION	05	220100	13,943.00	05	220100	05	212160	Y	
		FY 2019 BUDGET ALLOCATION	05	220100	34,069.00	05	220100	05	210606	Y	
		FY 2019 BUDGET ALLOCATION	05	220100	15,757.00	05	220100	05	212405	Y	
		FY 2019 BUDGET ALLOCATION	05	220100	14,477.00	05	220100	05	212440	Y	
		FY 2019 BUDGET ALLOCATION	05	220100	22,627.00	05	220100	05	212330	Y	
		FY 2019 BUDGET ALLOCATION	05	220100	6,521.00	05	220100	05	212340	Y	
		FY 2019 BUDGET ALLOCATION	05	220100	6,910.00	05	220100	05	212335	Y	
		FY 2019 BUDGET ALLOCATION	05	220100	31,405.00	05	220100	05	212500	Y	
		FY 2019 BUDGET ALLOCATION	05	220100	24,850.00	05	220100	05	212400-00000	Y	
		FY 2019 BUDGET ALLOCATION	05	220100	74,983.00	05	220100	05	210605	Y	
		FY 2019 BUDGET ALLOCATION	05	220100	15,578.00	05	220100	05	212700	Y	

Printed on a Xerox 9700 Laser Printing System at the Computing Services Center / Texas A&M University

Form: URGB01 (02/05/85)

CC	Account	Transaction Description	Offset CC	Offset Account	Amount	Actual Entry From CC	Actual Entry From Account	Actual Entry To CC	Actual Entry To Account	Feed	Mand
05	020100	DESIGNATED TUITION									
		FY 2019 BUDGET ALLOCATION	05	220100	17,216.00	05	220100	05	212715-00000	Y	
		FY 2019 BUDGET ALLOCATION	05	220100	60,639.00	05	220100	05	212620-00000	Y	
		FY 2019 BUDGET ALLOCATION	05	220100	15,768.00	05	220100	05	212800	Y	
		FY 2019 BUDGET ALLOCATION	05	220100	40,000.00	05	220100	05	212690	Y	
		FY 2019 BUDGET ALLOCATION	05	220100	58,609.00	05	220100	05	212600	Y	
		FY 2019 BUDGET ALLOCATION	05	220100	24,093.00	05	220100	05	212666	Y	
		FY 2019 BUDGET ALLOCATION	05	220100	10,998.00	05	220100	05	210600	Y	
		FY 2019 BUDGET ALLOCATION	05	220100	30,902.00	05	220100	05	212300-00000	Y	
		FY 2019 BUDGET ALLOCATION	05	220100	27,229.00	05	220100	05	212315	Y	
		FY 2019 BUDGET ALLOCATION	05	220100	11,418.00	05	220100	05	212235	Y	
		FY 2019 BUDGET ALLOCATION	05	220100	35,231.00	05	220100	05	212325-00000	Y	
		FY 2019 BUDGET ALLOCATION	05	220100	30,781.00	05	220100	05	212250	Y	
		FY 2019 BUDGET ALLOCATION	05	220100	21,456.00	05	220100	05	212225	Y	
		FY 2019 BUDGET ALLOCATION	05	220100	10,898.00	05	220100	05	212240	Y	
		FY 2019 BUDGET ALLOCATION	05	220100	9,340.00	05	220100	05	210545	Y	
		FY 2019 BUDGET ALLOCATION	05	220100	38,369.00	05	220100	05	212100-00000	Y	
		FY 2019 BUDGET ALLOCATION	05	220100	78,007.00	05	220100	05	211786	Y	
		FY 2019 BUDGET ALLOCATION	05	220100	69,024.00	05	220100	05	210705	Y	
		FY 2019 BUDGET ALLOCATION	05	220100	99,844.00	05	220100	05	211400	Y	
		FY 2019 BUDGET ALLOCATION	05	220100	25,000.00	05	220100	05	210800	Y	
		FY 2019 BUDGET ALLOCATION	05	220100	43,538.00	05	220100	05	212110	Y	
		FY 2019 BUDGET ALLOCATION	05	220100	50,000.00	05	220100	05	211780	Y	
		FY 2019 BUDGET ALLOCATION	05	220100	19,252.00	05	220100	05	210500-00000	Y	
		FY 2019 BUDGET ALLOCATION	05	220100	28,810.00	05	220100	05	212123-00000	Y	
		FY 2019 BUDGET ALLOCATION	05	220100	25,260.00	05	220100	05	212135-00000	Y	
		FY 2019 BUDGET ALLOCATION	05	220100	3,341.00	05	220100	05	212112	Y	
		FY 2019 BUDGET ALLOCATION	05	220100	9,600.00	05	220100	05	212115	Y	
		FY 2019 BUDGET ALLOCATION	05	220100	22,933.00	05	220100	05	212113-00000	Y	
		FY 2019 BUDGET ALLOCATION	05	220100	23,385.00	05	220100	05	212140	Y	
		FY 2019 BUDGET ALLOCATION	05	220100	15,061.00	05	220100	05	212120	Y	
		FY 2019 BUDGET ALLOCATION	05	220100	40,000.00	05	220100	05	210505	Y	
		FY 2019 BUDGET ALLOCATION	05	220100	38,419.00	05	220100	05	210630	Y	
		FY 2019 BUDGET ALLOCATION	05	220100	30,011.00	05	220100	05	210640-00000	Y	
		FY 2019 BUDGET ALLOCATION	05	220100	4,106.00	05	220100	05	210615-00000	Y	
		FY 2019 BUDGET ALLOCATION	05	220100	17,768.00	05	220100	05	210701	Y	
		FY 2019 BUDGET ALLOCATION	05	220100	10,966.00	05	220100	05	210625	Y	
		FY 2019 BUDGET ALLOCATION	05	220100	14,441.00	05	220100	05	210610	Y	
		FY 2019 BUDGET ALLOCATION	05	220100	36,824.00	05	220100	05	210616	Y	
		FY 2019 BUDGET ALLOCATION	05	220100	166,046.00	05	220100	05	210400-00000	Y	
		FY 2019 BUDGET ALLOCATION	05	220100	8,963.00	05	220100	05	212805	Y	
		FY 2019 BUDGET ALLOCATION	05	220100	10,512.00	05	220100	05	212904	Y	
		FY 2019 BUDGET ALLOCATION	05	220100	6,379.00	05	220100	05	212905	Y	
		FY 2019 BUDGET ALLOCATION	05	220100	826.00	05	220100	05	212815	Y	
		FY 2019 BUDGET ALLOCATION	05	220100	7,613.00	05	220100	05	212810	Y	
		FY 2019 BUDGET ALLOCATION	05	220100	13,320.00	05	220100	05	212950	Y	
		FY 2019 BUDGET ALLOCATION	05	220100	69,540.00	05	220100	05	212900	Y	

Printed on a Xerox 9700 Laser Printing System at the Computing Services Center / Texas A&M University

Form: URGB01 (02/05/85)

CC	Account	Transaction Description	--- Offset --- CC	Account	Amount	-------- Actual Entry --------- ---- From ----- CC	Account	----- To ------ CC	Account	Feed	Mand
05	020100	DESIGNATED TUITION									
		FY 2019 BUDGET ALLOCATION	05	220100	4,923,373.00	05	220100	05	210314-00000	Y	
		FY 2019 BUDGET ALLOCATION	05	220100	10,000.00	05	220100	05	217016	Y	
		FY 2019 BUDGET ALLOCATION	05	220100	7,500.00	05	220100	05	216111	Y	
		FY 2019 BUDGET ALLOCATION	05	220100	7,230.00	05	220100	05	212955	Y	
		FY 2019 BUDGET ALLOCATION	05	220100	84,965.00	05	220100	05	217021	Y	
		FY 2019 BUDGET ALLOCATION	05	220100	7,500.00	05	220100	05	215111	Y	
		FY 2019 BUDGET ALLOCATION	05	220100	56,836.00	05	220100	05	212952	Y	
		FY 2019 BUDGET ALLOCATION	05	220100	25,515.00	05	220100	05	212960	Y	
		FY 2019 BUDGET ALLOCATION	05	220100	15,000.00	05	220100	05	210153	Y	
		FY 2019 BUDGET ALLOCATION	05	220100	10,648.00	05	220100	05	210309	Y	
		FY 2019 BUDGET ALLOCATION	05	220100	42,558.00	05	220100	05	210300	Y	
		FY 2019 BUDGET ALLOCATION	05	220100	18,325.00	05	220100	05	210401	Y	
		FY 2019 BUDGET ALLOCATION	05	220100	303,000.00	05	220100	05	210313	Y	
		FY 2019 BUDGET ALLOCATION	05	220100	33,000.00	05	220100	05	210140	Y	
		FY 2019 BUDGET ALLOCATION	05	220100	21,525.00	05	220100	05	210152	Y	
		FY 2019 BUDGET ALLOCATION	05	220100	27,000.00	05	220100	05	210150	Y	
		FY 2019 DESIG TUITION DEBT	05	220100	1,504,428.00	05	220100	05	020102	Y	
		FY 2019 BUDGET ALLOCATION	05	220100	30,300.00	05	220100	05	210151	Y	
		** Potential Increase in Fund Balan			34,917,396.00						
05	020789	DESIGNATED SALARY ALLOCATION									
		FY 2019 BUDGET ALLOCATION	05	220789-00000	116,735.00-	05	220100	05	220789-00000	Y	
		FY 2019 BUDGET ALLOCATION	05	220789-00000	250,000.00-	05	220100	05	220789-00000	Y	
		FY 2019 BUDGET TRANSFER	05	220789-00000	8,736.00	05	220789-00000	05	220789-00035	Y	
		FY 2019 BUDGET TRANSFER	05	220789-00000	1,431.00	05	220789-00000	05	220789-00040	Y	
		FY 2019 BUDGET TRANSFER	05	220789-00000	90,923.00	05	220789-00000	05	220789-00070	Y	
		FY 2019 BUDGET TRANSFER	05	220789-00000	11,615.00	05	220789-00000	05	220789-00030	Y	
		FY 2019 BUDGET TRANSFER	05	220789-00000	750.00	05	220789-00000	05	220789-00025	Y	
		FY 2019 BUDGET TRANSFER	05	220789-00000	3,280.00	05	220789-00000	05	220789-00025	Y	
		FY 2019 BUDGET TRANSFER	05	220789-00000	250,000.00	05	220789-00000	05	220789-00010	Y	
		FY 2019 BUDGET TRANSFER	05	220789-00010	250,000.00-	05	220789-00000	05	220789-00010	Y	
		FY 2019 BUDGET TRANSFER	05	220789-00025	750.00-	05	220789-00000	05	220789-00025	Y	
		FY 2019 BUDGET TRANSFER	05	220789-00025	3,280.00-	05	220789-00000	05	220789-00025	Y	
		FY 2019 BUDGET TRANSFER	05	220789-00030	11,615.00-	05	220789-00000	05	220789-00030	Y	
		FY 2019 BUDGET TRANSFER	05	220789-00035	8,736.00-	05	220789-00000	05	220789-00035	Y	
		FY 2019 BUDGET TRANSFER	05	220789-00040	1,431.00-	05	220789-00000	05	220789-00040	Y	
		FY 2019 BUDGET TRANSFER	05	220789-00070	90,923.00-	05	220789-00000	05	220789-00070	Y	
		** Potential Decrease in Fund Balan			366,735.00-						
05	022094	PERFORMANCED BASED FUNDING									
		FY 2019 BUDGET ALLOCATION	05	222094	100,000.00-	05	222098	05	222094	Y	
		** Potential Decrease in Fund Balan			100,000.00-						
05	022095	PRESIDENT'S INTEREST INCOME ACCO									
		FY 2019 BUDGET ALLOCATION	05	222095	29,329.00-	05	222098	05	222095	Y	
		** Potential Decrease in Fund Balan			29,329.00-						

Printed on a Xerox 9700 Laser Printing System at the Computing Services Center / Texas A&M University

Form: URGB01 (02/05/85)

CC	Account	Transaction Description	--- Offset --- CC	Account	Amount	-------- Actual Entry --------- ---- From ----- CC	Account	----- To ------ CC	Account	Feed	Mand
05	022096	CCP BANKS CHARGES									
		FY 2019 BUDGET ALLOCATION	05	222096	300,000.00-	05	222098	05	222096	Y	
		** Potential Decrease in Fund Balan			300,000.00-						
05	022097	RESEARCH G C WRIGHT									
		FY 2019 BUDGET ALLOCATION	05	222097	20,000.00-	05	222098	05	222097	Y	
		** Potential Decrease in Fund Balan			20,000.00-						
05	022099	INTEREST INCOME									
		FY 2019 BUDGET ALLOCATION	05	222098	5,000.00	05	222098	05	224303	Y	
		FY 2019 BUDGET ALLOCATION	05	222098	194,191.00	05	222098	05	331015	Y	
		FY 2019 BUDGET ALLOCATION	05	222098	29,665.00	05	222098	05	331013	Y	
		FY 2019 BUDGET ALLOCATION	05	222098	460,222.00	05	222098	05	331020	Y	
		FY 2019 BUDGET ALLOCATION	05	222098	296,280.00	05	222098	05	331010	Y	
		FY 2019 BUDGET ALLOCATION	05	222098	149,807.00	05	222098	05	331030	Y	
		FY 2019 BUDGET ALLOCATION	05	222098	55,761.00	05	222098	05	331011	Y	
		FY 2019 BUDGET ALLOCATION	05	222098	791,771.00	05	222098	05	331025	Y	
		FY 2019 BUDGET ALLOCATION	05	222098	61,121.00	05	222098	05	331006	Y	
		FY 2019 BUDGET ALLOCATION	05	222098	21,383.00	05	222098	05	331050	Y	
		FY 2019 BUDGET ALLOCATION	05	222098	5,597.00	05	222098	05	331045	Y	
		FY 2019 BUDGET ALLOCATION	05	222098	9,710.00	05	222098	05	331035	Y	
		FY 2019 BUDGET ALLOCATION	05	222098	52,356.00	05	222098	05	331040	Y	
		FY 2019 BUDGET ALLOCATION	05	222098	555,193.00	05	222098	05	331000	Y	
		FY 2019 BUDGET ALLOCATION	05	222098	2,750.00	05	222098	05	222221	Y	
		FY 2019 BUDGET ALLOCATION	05	222098	326,382.00	05	222098	05	331008	Y	
		FY 2019 BUDGET ALLOCATION	05	222098	2,750.00	05	222098	05	222222	Y	
		FY 2019 BUDGET ALLOCATION	05	222098	7,411.00	05	222098	05	331007	Y	
		FY 2019 BUDGET ALLOCATION	05	222098	2,750.00	05	222098	05	222204	Y	
		FY 2019 BUDGET ALLOCATION	05	222098	2,500.00	05	222098	05	222207	Y	
		FY 2019 BUDGET ALLOCATION	05	222098	10,000.00	05	222098	05	222206	Y	
		FY 2019 BUDGET ALLOCATION	05	222098	2,750.00	05	222098	05	222201	Y	
		FY 2019 BUDGET ALLOCATION	05	222098	2,750.00	05	222098	05	222219	Y	
		FY 2019 BUDGET ALLOCATION	05	222098	2,443.00	05	222098	05	222202	Y	
		FY 2019 BUDGET ALLOCATION	05	222098	2,500.00	05	222098	05	222218	Y	
		FY 2019 BUDGET ALLOCATION	05	222098	20,000.00	05	222098	05	222192	Y	
		FY 2019 BUDGET ALLOCATION	05	222098	20,000.00	05	222098	05	222191-00000	Y	
		FY 2019 BUDGET ALLOCATION	05	222098	2,750.00	05	222098	05	222193	Y	
		FY 2019 BUDGET ALLOCATION	05	222098	10,000.00	05	222098	05	222186	Y	
		FY 2019 BUDGET ALLOCATION	05	222098	2,500.00	05	222098	05	222195	Y	
		FY 2019 BUDGET ALLOCATION	05	222098	6,808.00	05	222098	05	222190	Y	
		FY 2019 BUDGET ALLOCATION	05	222098	2,500.00	05	222098	05	222194	Y	
		FY 2019 BUDGET ALLOCATION	05	222098	7,500.00	05	222098	05	222180	Y	
		FY 2019 BUDGET ALLOCATION	05	222098	8,924.00	05	222098	05	222182	Y	
		FY 2019 BUDGET ALLOCATION	05	222098	2,500.00	05	222098	05	222181	Y	
		FY 2019 BUDGET ALLOCATION	05	222098	7,500.00	05	222098	05	222178-00000	Y	
		FY 2019 BUDGET ALLOCATION	05	222098	27,709.00	05	222098	05	222184	Y	
		FY 2019 BUDGET ALLOCATION	05	222098	7,500.00	05	222098	05	222179	Y	

Printed on a Xerox 9700 Laser Printing System at the Computing Services Center / Texas A&M University

Form: URGB01 (02/05/85)

CC	Account	Transaction Description	--- Offset --- CC	Account	Amount	Actual Entry --- From CC	Account	To CC	Account	Feed	Mand
05	022099	INTEREST INCOME									
		FY 2019 BUDGET ALLOCATION	05	222098	10,000.00	05	222098	05	222183	Y	
		FY 2019 BUDGET ALLOCATION	05	222098	16,875.00	05	222098	05	222150	Y	
		FY 2019 BUDGET ALLOCATION	05	222098	6,579.00	05	222098	05	222177	Y	
		FY 2019 BUDGET ALLOCATION	05	222098	150,000.00	05	222098	05	222162	Y	
		FY 2019 BUDGET ALLOCATION	05	222098	7,973.00	05	222098	05	222175	Y	
		FY 2019 BUDGET ALLOCATION	05	222098	7,816.00	05	222098	05	222174	Y	
		FY 2019 BUDGET ALLOCATION	05	222098	11,671.00	05	222098	05	222158	Y	
		FY 2019 BUDGET ALLOCATION	05	222098	10,570.00	05	222098	05	222176	Y	
		FY 2019 BUDGET ALLOCATION	05	222098	300,000.00	05	222098	05	222096	Y	
		FY 2019 BUDGET ALLOCATION	05	222098	500,000.00	05	222098	05	222142	Y	
		FY 2019 BUDGET ALLOCATION	05	222098	29,329.00	05	222098	05	222095	Y	
		FY 2019 BUDGET ALLOCATION	05	222098	20,000.00	05	222098	05	222097	Y	
		FY 2019 BUDGET ALLOCATION	05	222098	100,000.00	05	222098	05	222094	Y	
		FY 2019 BUDGET ALLOCATION	05	222098	60,000.00	05	222098	05	222103	Y	
		** Potential Increase in Fund Balan			4,410,047.00						
05	022100	PRESIDENT'S OFFICE - SPECIAL									
		FY 2019 BUDGET ALLOCATION	05	222100-00000	1,412,106.00-	05	220100	05	222100-00000	Y	
		** Potential Decrease in Fund Balan			1,412,106.00-						
05	022102	COMMENCEMENT EXPENSE									
		FY 2019 BUDGET ALLOCATION	05	222102	120,000.00-	05	220100	05	222102	Y	
		** Potential Decrease in Fund Balan			120,000.00-						
05	022103	PRESIDENT'S EVENTS									
		FY 2019 BUDGET ALLOCATION	05	222103	60,000.00-	05	222098	05	222103	Y	
		** Potential Decrease in Fund Balan			60,000.00-						
05	022104	DESIGNATED INSTITUTIONAL MEMBERS									
		FY 2019 BUDGET ALLOCATION	05	222104	100,000.00-	05	220100	05	222104	Y	
		** Potential Decrease in Fund Balan			100,000.00-						
05	022126	STUDENT RECRUITMENT									
		FY 2019 BUDGET TRANSFER	05	222126	83,200.00	05	222126	05	222252-00000	Y	
		FY 2019 BUDGET ALLOCATION	05	222126	119,130.00-	05	220100	05	222126	Y	
		** Potential Decrease in Fund Balan			35,930.00-						
05	022137	ACADEMIC PROGRAM REVIEW									
		FY 2019 BUDGET ALLOCATION	05	222137	25,000.00-	05	220100	05	222137	Y	
		** Potential Decrease in Fund Balan			25,000.00-						
05	022142	PV ONE-TIME RECOVERY FUND									
		FY 2019 BUDGET ALLOCATION	05	222142	500,000.00-	05	222098	05	222142	Y	
		** Potential Decrease in Fund Balan			500,000.00-						
05	022150	TX. INST. FOR PRES. OF HIST. CUL									
		FY 2019 BUDGET ALLOCATION	05	222150	16,875.00-	05	222098	05	222150	Y	
		** Potential Decrease in Fund Balan			16,875.00-						

Printed on a Xerox 9700 Laser Printing System at the Computing Services Center / Texas A&M University

Form: URGB01 (02/05/85)

CC	Account	Transaction Description	--- Offset --- CC	Account	Amount	-------- Actual Entry --------- ---- From ----- CC	Account	----- To ------ CC	Account	Feed	Mand
05	022158	ALL FAITHS CHAPEL INTEREST INCOM									
		FY 2019 BUDGET ALLOCATION	05	222158	11,671.00-	05	222098	05	222158	Y	
		** Potential Decrease in Fund Balan			11,671.00-						
05	022160	DEVELOPMENT OPERATIONAL FUND									
		FY 2019 BUDGET ALLOCATION	05	222160	252,701.00-	05	220100	05	222160	Y	
		** Potential Decrease in Fund Balan			252,701.00-						
05	022162	AG FACILITIES SUPPORT									
		FY 2019 BUDGET ALLOCATION	05	222162	150,000.00-	05	222098	05	222162	Y	
		** Potential Decrease in Fund Balan			150,000.00-						
05	022163	MARKETING CAMPAIGN									
		FY 2019 BUDGET ALLOCATION	05	222163	267,920.00-	05	220100	05	222163	Y	
		** Potential Decrease in Fund Balan			267,920.00-						
05	022164	INTERNATIONAL AFFAIRS									
		FY 2019 BUDGET ALLOCATION	05	222164	211,699.00-	05	220100	05	222164	Y	
		** Potential Decrease in Fund Balan			211,699.00-						
05	022174	DEAN'S SUPPORT ACCT. (CLAH)									
		FY 2019 BUDGET ALLOCATION	05	222174	7,816.00-	05	222098	05	222174	Y	
		** Potential Decrease in Fund Balan			7,816.00-						
05	022175	DEAN'S SUPPORT ACCT. (ARCH)									
		FY 2019 BUDGET ALLOCATION	05	222175	7,973.00-	05	222098	05	222175	Y	
		** Potential Decrease in Fund Balan			7,973.00-						
05	022176	DEAN'S SUPPORT ACCT. (ARTS & SCI									
		FY 2019 BUDGET ALLOCATION	05	222176	10,570.00-	05	222098	05	222176	Y	
		** Potential Decrease in Fund Balan			10,570.00-						
05	022177	DEAN'S SUPPORT ACCT. (COB)									
		FY 2019 BUDGET ALLOCATION	05	222177	6,579.00-	05	222098	05	222177	Y	
		** Potential Decrease in Fund Balan			6,579.00-						
05	022178	DEAN'S SUPPORT ACCT. (COE)									
		FY 2019 BUDGET ALLOCATION	05	222178-00000	7,500.00-	05	222098	05	222178-00000	Y	
		** Potential Decrease in Fund Balan			7,500.00-						
05	022179	DEAN'S SUPPORT ACCT. (GRAD SCH)									
		FY 2019 BUDGET ALLOCATION	05	222179	7,500.00-	05	222098	05	222179	Y	
		** Potential Decrease in Fund Balan			7,500.00-						
05	022180	DEAN'S SUPPORT ACCT. (CON)									
		FY 2019 BUDGET ALLOCATION	05	222180	7,500.00-	05	222098	05	222180	Y	
		** Potential Decrease in Fund Balan			7,500.00-						

Printed on a Xerox 9700 Laser Printing System at the Computing Services Center / Texas A&M University

Form: URGB01 (02/05/85)

CC	Account	Transaction Description	--- Offset --- CC	Account	Amount	-------- Actual Entry --------- ---- From ----- CC	Account	----- To ------ CC	Account	Feed	Mand
05	022181	DEAN'S SUPPORT ACCT. (ENGR)									
		FY 2019 BUDGET ALLOCATION	05	222181	2,500.00-	05	222098	05	222181	Y	
		** Potential Decrease in Fund Balan			2,500.00-						
05	022182	DEAN'S SUPPORT ACCT. (SJJP)									
		FY 2019 BUDGET ALLOCATION	05	222182	8,924.00-	05	222098	05	222182	Y	
		** Potential Decrease in Fund Balan			8,924.00-						
05	022183	VP RESEARCH									
		FY 2019 BUDGET ALLOCATION	05	222183	10,000.00-	05	222098	05	222183	Y	
		** Potential Decrease in Fund Balan			10,000.00-						
05	022184	VP ACADEMIC AFFAIRS									
		FY 2019 BUDGET ALLOCATION	05	222184	27,709.00-	05	222098	05	222184	Y	
		** Potential Decrease in Fund Balan			27,709.00-						
05	022186	VP OF INST. REL.& STUD AFFAIRS									
		FY 2019 BUDGET ALLOCATION	05	222186	10,000.00-	05	222098	05	222186	Y	
		** Potential Decrease in Fund Balan			10,000.00-						
05	022190	VP - ADMINISTRATION & AUX SVS									
		FY 2019 BUDGET ALLOCATION	05	222190	6,808.00-	05	222098	05	222190	Y	
		** Potential Decrease in Fund Balan			6,808.00-						
05	022191	VP BUSINESS AFFAIRS									
		FY 2019 BUDGET ALLOCATION	05	222191-00000	20,000.00-	05	222098	05	222191-00000	Y	
		** Potential Decrease in Fund Balan			20,000.00-						
05	022192	ASSOC. VP-ENROLLMENT MANAGEMENT									
		FY 2019 BUDGET ALLOCATION	05	222192	20,000.00-	05	222098	05	222192	Y	
		** Potential Decrease in Fund Balan			20,000.00-						
05	022193	ASSOC. VP-STUDENT ACTIVITIES									
		FY 2019 BUDGET ALLOCATION	05	222193	2,750.00-	05	222098	05	222193	Y	
		** Potential Decrease in Fund Balan			2,750.00-						
05	022194	INTEREST INCOME GARDNER									
		FY 2019 BUDGET ALLOCATION	05	222194	2,500.00-	05	222098	05	222194	Y	
		** Potential Decrease in Fund Balan			2,500.00-						
05	022195	UNDERGRADUATE MEDICAL ACADEMY									
		FY 2019 BUDGET ALLOCATION	05	222195	2,500.00-	05	222098	05	222195	Y	
		** Potential Decrease in Fund Balan			2,500.00-						
05	022201	ASSOC PROVOST ACAD AFFAIRS INT I									
		FY 2019 BUDGET ALLOCATION	05	222201	2,750.00-	05	222098	05	222201	Y	
		** Potential Decrease in Fund Balan			2,750.00-						

Printed on a Xerox 9700 Laser Printing System at the Computing Services Center / Texas A&M University

Form: URGB01 (02/05/85)

CC	Account	Transaction Description	--- Offset --- CC	Account	Amount	Actual Entry From CC	Account	To CC	Account	Feed	Mand
05	022202	LIBRARY INTEREST INCOME ACCOUNT									
		FY 2019 BUDGET ALLOCATION	05	222202	2,443.00-	05	222098	05	222202	Y	
		** Potential Decrease in Fund Balan			2,443.00-						
05	022204	HONORS PROGRAM INTEREST INCOME A									
		FY 2019 BUDGET ALLOCATION	05	222204	2,750.00-	05	222098	05	222204	Y	
		** Potential Decrease in Fund Balan			2,750.00-						
05	022206	VP-ADMINISTRATION									
		FY 2019 BUDGET ALLOCATION	05	222206	10,000.00-	05	222098	05	222206	Y	
		** Potential Decrease in Fund Balan			10,000.00-						
05	022207	INTEREST INCOME CAMBRIC									
		FY 2019 BUDGET ALLOCATION	05	222207	2,500.00-	05	222098	05	222207	Y	
		** Potential Decrease in Fund Balan			2,500.00-						
05	022213	HUB PROGRAM									
		FY 2019 BUDGET ALLOCATION	05	222213	6,745.00-	05	220100	05	222213	Y	
		** Potential Decrease in Fund Balan			6,745.00-						
05	022214	OFFICE OF SPONSORED PROGRAMS									
		FY 2019 BUDGET TRANSFER	05	222214	600,000.00-	05	240001	05	222214	Y	
		** Potential Decrease in Fund Balan			600,000.00-						
05	022218	INTEREST INCOME PALMER									
		FY 2019 BUDGET ALLOCATION	05	222218	2,500.00-	05	222098	05	222218	Y	
		** Potential Decrease in Fund Balan			2,500.00-						
05	022219	INTEREST INCOME PHILLIPS									
		FY 2019 BUDGET ALLOCATION	05	222219	2,750.00-	05	222098	05	222219	Y	
		** Potential Decrease in Fund Balan			2,750.00-						
05	022221	INTEREST INCOME RICKS-HARRIS									
		FY 2019 BUDGET ALLOCATION	05	222221	2,750.00-	05	222098	05	222221	Y	
		** Potential Decrease in Fund Balan			2,750.00-						
05	022222	INTEREST INCOME WILLIAMSON									
		FY 2019 BUDGET ALLOCATION	05	222222	2,750.00-	05	222098	05	222222	Y	
		** Potential Decrease in Fund Balan			2,750.00-						
05	022229	CREDIT CARD EXPENSE									
		FY2019 BUDGET TRANSFER	05	222229	120,000.00-	05	222230-00000	05	222229	Y	
		** Potential Decrease in Fund Balan			120,000.00-						
05	022230	STUDENT BUSINESS SERVICES									
		FY2019 BUDGET TRANSFER	05	222230-00000	120,000.00	05	222230-00000	05	222229	Y	
		** Potential Increase in Fund Balan			120,000.00						

Printed on a Xerox 9700 Laser Printing System at the Computing Services Center / Texas A&M University

Form: URGB01 (02/05/85)

CC	Account	Transaction Description	--- Offset --- CC	Account	Amount	-------- Actual Entry --------- ---- From ----- CC	Account	----- To ------ CC	Account	Feed	Mand
05	022236	STAFF ADVISORY COUNCIL									
		FY 2019 BUDGET ALLOCATION	05	222236	7,000.00-	05	220100	05	222236	Y	
		** Potential Decrease in Fund Balan			7,000.00-						
05	022238	WEB MANAGEMENT									
		FY 2019 BUDGET ALLOCATION	05	222238	24,910.00-	05	220100	05	222238	Y	
		** Potential Decrease in Fund Balan			24,910.00-						
05	022242	PROPERTY INSURANCE									
		FY 2019 BUDGET ALLOCATION	05	222242	250,000.00-	05	220100	05	222242	Y	
		** Potential Decrease in Fund Balan			250,000.00-						
05	022245	CAMPUS WIDE DOCUMENT IMAGING									
		FY 2019 BUDGET ALLOCATION	05	222245-00000	50,000.00-	05	220100	05	222245-00000	Y	
		** Potential Decrease in Fund Balan			50,000.00-						
05	022247	QUALITY ENHANCEMENT PLAN (QEP)									
		FY 2019 BUDGET ALLOCATION	05	222247-00000	193,232.00-	05	220100	05	222247-00000	Y	
		** Potential Decrease in Fund Balan			193,232.00-						
05	022252	GRADUATE SCHOOL INITIATIVES									
		FY 2019 BUDGET TRANSFER	05	222252-00000	83,200.00-	05	222126	05	222252-00000	Y	
		FY 2019 BUDGET ALLOCATION	05	222252-00000	95,565.00-	05	220100	05	222252-00000	Y	
		** Potential Decrease in Fund Balan			178,765.00-						
05	022253	UNIVERSITY/PRESIDENTIAL PRIORITI									
		FY 2019 BUDGET ALLOCATION	05	222253	466,826.00-	05	220100	05	222253	Y	
		** Potential Decrease in Fund Balan			466,826.00-						
05	022254	ATHLETICS SUPPORT									
		FY 2019 BUDGET ALLOCATION	05	222254	285,000.00-	05	220100	05	222254	Y	
		** Potential Decrease in Fund Balan			285,000.00-						
05	022258	COMPLIANCE OFFICE									
		FY 2019 BUDGET ALLOCATION	05	222258	96,000.00-	05	220100	05	222258	Y	
		** Potential Decrease in Fund Balan			96,000.00-						
05	022259	COMPLIANCE - ATHLETICS									
		FY2019 BUDGET TRANSFER	05	222259	85,224.00	05	222259	05	222281-00000	Y	
		FY 2019 BUDGET ALLOCATION	05	222259	402,686.00-	05	220100	05	222259	Y	
		** Potential Decrease in Fund Balan			317,462.00-						
05	022264	RESEARCH INITIATIVES									
		FY 2019 BUDGET ALLOCATION	05	222264	88,722.00-	05	220100	05	222264	Y	
		** Potential Decrease in Fund Balan			88,722.00-						
05	022265	HEALTH SERVICES									
		FY 2019 BUDGET ALLOCATION	05	222265	82,658.00-	05	220100	05	222265	Y	
		** Potential Decrease in Fund Balan			82,658.00-						

Printed on a Xerox 9700 Laser Printing System at the Computing Services Center / Texas A&M University

Form: URGB01 (02/05/85)

CC	Account	Transaction Description	--- Offset --- CC	Account	Amount	-------- Actual Entry --------- ---- From ----- CC	Account	----- To ------ CC	Account	Feed	Mand
05	022281	ATHLETIC ACADEMIC ADVISEMENT									
		FY2019 BUDGET TRANSFER	05	222281-00000	85,224.00-	05	222259	05	222281-00000	Y	
		FY 2019 BUDGET ALLOCATION	05	222281-00000	447,434.00-	05	220100	05	222281-00000	Y	
		** Potential Decrease in Fund Balan			532,658.00-						
05	022282	BAND AND DEAN SUPPORT									
		FY 2019 BUDGET ALLOCATION	05	222282	204,729.00-	05	220100	05	222282	Y	
		** Potential Decrease in Fund Balan			204,729.00-						
05	022284	STUDENT COUNSELING SERVICES									
		FY 2019 BUDGET ALLOCATION	05	222284-00000	179,200.00-	05	220100	05	222284-00000	Y	
		** Potential Decrease in Fund Balan			179,200.00-						
05	022400	CAMPUS SECURITY									
		FY 2019 BUDGET ALLOCATION	05	222400	821,783.00-	05	220100	05	222400	Y	
		FY 2019 BUDGET ALLOCATION	05	222400	6,699.00-	05	220100	05	222400	Y	
		** Potential Decrease in Fund Balan			828,482.00-						
05	022541	INSTITUTIONAL RESEARCH									
		FY 2019 BUDGET ALLOCATION	05	222541	38,993.00-	05	220100	05	222541	Y	
		** Potential Decrease in Fund Balan			38,993.00-						
05	022645	STUDENT LIFE									
		FY 2019 BUDGET ALLOCATION	05	222645	109,567.00-	05	220100	05	222645	Y	
		** Potential Decrease in Fund Balan			109,567.00-						
05	023100	UNIVERSITY SERVICES FEE									
		FY 2019 BUDGET ALLOCATION	05	230100-00000	868,561.00-	05	231000	05	230100-00000	Y	
		FY 2019 BUDGET TRANSFER	05	230100-00000	79,198.00	05	230100-00000	05	230100-12100	Y	
		FY 2019 BUDGET TRANSFER	05	230100-00000	18,446.00	05	230100-00000	05	230100-12110	Y	
		FY 2019 BUDGET TRANSFER	05	230100-00000	9,529.00	05	230100-00000	05	230100-12135	Y	
		FY 2019 BUDGET TRANSFER	05	230100-00000	152,602.00	05	230100-00000	05	230100-12115	Y	
		FY 2019 BUDGET TRANSFER	05	230100-00000	208,580.00	05	230100-00000	05	230101	Y	
		FY 2019 BUDGET TRANSFER	05	230100-00000	55,183.00	05	230100-00000	05	230100-12120	Y	
		FY 2019 BUDGET TRANSFER	05	230100-00000	15,247.00	05	230100-00000	05	230100-12143	Y	
		FY 2019 BUDGET TRANSFER	05	230100-00000	216,053.00	05	230100-00000	05	230100-12112	Y	
		FY 2019 BUDGET TRANSFER	05	230100-00000	40,921.00	05	230100-00000	05	230100-12123	Y	
		FY 2019 BUDGET TRANSFER	05	230100-00000	72,802.00	05	230100-00000	05	230100-12140	Y	
		FY 2019 BUDGET TRANSFER	05	230100-12100	79,198.00-	05	230100-00000	05	230100-12100	Y	
		FY 2019 BUDGET TRANSFER	05	230100-12110	18,446.00-	05	230100-00000	05	230100-12110	Y	
		FY 2019 BUDGET TRANSFER	05	230100-12112	216,053.00-	05	230100-00000	05	230100-12112	Y	
		FY 2019 BUDGET TRANSFER	05	230100-12115	152,602.00-	05	230100-00000	05	230100-12115	Y	
		FY 2019 BUDGET TRANSFER	05	230100-12120	55,183.00-	05	230100-00000	05	230100-12120	Y	
		FY 2019 BUDGET TRANSFER	05	230100-12123	40,921.00-	05	230100-00000	05	230100-12123	Y	
		FY 2019 BUDGET TRANSFER	05	230100-12135	9,529.00-	05	230100-00000	05	230100-12135	Y	
		FY 2019 BUDGET TRANSFER	05	230100-12140	72,802.00-	05	230100-00000	05	230100-12140	Y	
		FY 2019 BUDGET TRANSFER	05	230100-12143	15,247.00-	05	230100-00000	05	230100-12143	Y	

Printed on a Xerox 9700 Laser Printing System at the Computing Services Center / Texas A&M University

Form: URGB01 (02/05/85)

CC	Account	Transaction Description	Offset CC	Offset Account	Amount	Actual Entry From CC	Actual Entry From Account	Actual Entry To CC	Actual Entry To Account	Feed	Mand
05	023100	UNIVERSITY SERVICES FEE									
		FY 2019 BUDGET TRANSFER	05	230101	208,580.00-	05	230100-00000	05	230101	Y	
		FY 2019 BUDGET TRANSFER	05	230200-00000	236,363.00	05	230200-00000	05	230200-12200	Y	
		FY 2019 BUDGET TRANSFER	05	230200-00000	28,000.00	05	230200-00000	05	230200-12215	Y	
		FY 2019 BUDGET ALLOCATION	05	230200-00000	404,363.00-	05	231000	05	230200-00000	Y	
		FY 2019 BUDGET TRANSFER	05	230200-00000	28,000.00	05	230200-00000	05	230200-12235	Y	
		FY 2019 BUDGET TRANSFER	05	230200-00000	28,000.00	05	230200-00000	05	230200-12225	Y	
		FY 2019 BUDGET TRANSFER	05	230200-00000	28,000.00	05	230200-00000	05	230200-12240	Y	
		FY 2019 BUDGET TRANSFER	05	230200-00000	28,000.00	05	230200-00000	05	230200-12220	Y	
		FY 2019 BUDGET TRANSFER	05	230200-00000	28,000.00	05	230200-00000	05	230200-12250	Y	
		FY 2019 BUDGET TRANSFER	05	230200-12200	236,363.00-	05	230200-00000	05	230200-12200	Y	
		FY 2019 BUDGET TRANSFER	05	230200-12215	28,000.00-	05	230200-00000	05	230200-12215	Y	
		FY 2019 BUDGET TRANSFER	05	230200-12220	28,000.00-	05	230200-00000	05	230200-12220	Y	
		FY 2019 BUDGET TRANSFER	05	230200-12225	28,000.00-	05	230200-00000	05	230200-12225	Y	
		FY 2019 BUDGET TRANSFER	05	230200-12235	28,000.00-	05	230200-00000	05	230200-12235	Y	
		FY 2019 BUDGET TRANSFER	05	230200-12240	28,000.00-	05	230200-00000	05	230200-12240	Y	
		FY 2019 BUDGET TRANSFER	05	230200-12250	28,000.00-	05	230200-00000	05	230200-12250	Y	
		FY 2019 BUDGET TRANSFER	05	230300-00000	50,000.00	05	230300-00000	05	230300-12325	Y	
		FY 2019 BUDGET TRANSFER	05	230300-00000	142,160.00	05	230300-00000	05	230300-12340	Y	
		FY 2019 BUDGET TRANSFER	05	230300-00000	50,000.00	05	230300-00000	05	230300-12335	Y	
		FY 2019 BUDGET ALLOCATION	05	230300-00000	703,568.00-	05	231000	05	230300-00000	Y	
		FY 2019 BUDGET TRANSFER	05	230300-00000	50,000.00	05	230300-00000	05	230300-12330	Y	
		FY 2019 BUDGET TRANSFER	05	230300-00000	50,000.00	05	230300-00000	05	230300-12315	Y	
		FY 2019 BUDGET TRANSFER	05	230300-00000	361,408.00	05	230300-00000	05	230300-12300	Y	
		FY 2019 BUDGET TRANSFER	05	230300-12300	361,408.00-	05	230300-00000	05	230300-12300	Y	
		FY 2019 BUDGET TRANSFER	05	230300-12315	50,000.00-	05	230300-00000	05	230300-12315	Y	
		FY 2019 BUDGET TRANSFER	05	230300-12325	50,000.00-	05	230300-00000	05	230300-12325	Y	
		FY 2019 BUDGET TRANSFER	05	230300-12330	50,000.00-	05	230300-00000	05	230300-12330	Y	
		FY 2019 BUDGET TRANSFER	05	230300-12335	50,000.00-	05	230300-00000	05	230300-12335	Y	
		FY 2019 BUDGET TRANSFER	05	230300-12340	142,160.00-	05	230300-00000	05	230300-12340	Y	
		FY 2019 BUDGET TRANSFER	05	230400-00000	303,198.00	05	230400-00000	05	230400-12400	Y	
		FY 2019 BUDGET ALLOCATION	05	230400-00000	571,118.00-	05	231000	05	230400-00000	Y	
		FY 2019 BUDGET TRANSFER	05	230400-00000	125,920.00	05	230400-00000	05	230400-12405	Y	
		FY 2019 BUDGET TRANSFER	05	230400-00000	142,000.00	05	230400-00000	05	230400-12440	Y	
		FY 2019 BUDGET TRANSFER	05	230400-12400	303,198.00-	05	230400-00000	05	230400-12400	Y	
		FY 2019 BUDGET TRANSFER	05	230400-12405	125,920.00-	05	230400-00000	05	230400-12405	Y	
		FY 2019 BUDGET TRANSFER	05	230400-12440	142,000.00-	05	230400-00000	05	230400-12440	Y	
		FY 2019 BUDGET TRANSFER	05	230600-00000	123,550.00	05	230600-00000	05	230600-12600	Y	
		FY 2019 BUDGET ALLOCATION	05	230600-00000	664,396.00-	05	231000	05	230600-00000	Y	
		FY 2019 BUDGET TRANSFER	05	230600-00000	540,846.00	05	230600-00000	05	230600-12620	Y	
		FY 2019 BUDGET TRANSFER	05	230600-12600	123,550.00-	05	230600-00000	05	230600-12600	Y	
		FY 2019 BUDGET TRANSFER	05	230600-12620	540,846.00-	05	230600-00000	05	230600-12620	Y	
		FY 2019 BUDGET TRANSFER	05	230700-00000	22,853.00	05	230700-00000	05	230700-12700	Y	
		FY 2019 BUDGET ALLOCATION	05	230700-00000	33,653.00-	05	231000	05	230700-00000	Y	
		FY 2019 BUDGET TRANSFER	05	230700-00000	10,800.00	05	230700-00000	05	230700-12715	Y	
		FY 2019 BUDGET TRANSFER	05	230700-12700	22,853.00-	05	230700-00000	05	230700-12700	Y	
		FY 2019 BUDGET TRANSFER	05	230700-12715	10,800.00-	05	230700-00000	05	230700-12715	Y	

Printed on a Xerox 9700 Laser Printing System at the Computing Services Center / Texas A&M University

Form: URGB01 (02/05/85)

CC	Account	Transaction Description	Offset CC	Offset Account	Amount	Actual Entry From CC	Actual Entry From Account	Actual Entry To CC	Actual Entry To Account	Feed	Mand
05	023100	UNIVERSITY SERVICES FEE									
		FY 2019 BUDGET TRANSFER	05	230800-00000	109,234.00	05	230800-00000	05	230800-12801	Y	
		FY 2019 BUDGET ALLOCATION	05	230800-00000	499,072.00-	05	231000	05	230800-00000	Y	
		FY 2019 BUDGET TRANSFER	05	230800-00000	19,474.00	05	230800-00000	05	230800-12800	Y	
		FY 2019 BUDGET TRANSFER	05	230800-00000	181,943.00	05	230800-00000	05	230800-12802	Y	
		FY 2019 BUDGET TRANSFER	05	230800-00000	188,421.00	05	230800-00000	05	230800-12803	Y	
		FY 2019 BUDGET TRANSFER	05	230800-12800	19,474.00-	05	230800-00000	05	230800-12800	Y	
		FY 2019 BUDGET TRANSFER	05	230800-12801	109,234.00-	05	230800-00000	05	230800-12801	Y	
		FY 2019 BUDGET TRANSFER	05	230800-12802	181,943.00-	05	230800-00000	05	230800-12802	Y	
		FY 2019 BUDGET TRANSFER	05	230800-12803	188,421.00-	05	230800-00000	05	230800-12803	Y	
		FY 2019 BUDGET TRANSFER	05	230900-00000	25,000.00	05	230900-00000	05	230900-12903	Y	
		FY 2019 BUDGET ALLOCATION	05	230900-00000	220,755.00-	05	231000	05	230900-00000	Y	
		FY 2019 BUDGET TRANSFER	05	230900-00000	25,000.00	05	230900-00000	05	230900-12905	Y	
		FY 2019 BUDGET TRANSFER	05	230900-00000	25,000.00	05	230900-00000	05	230900-12907	Y	
		FY 2019 BUDGET TRANSFER	05	230900-00000	120,755.00	05	230900-00000	05	230900-12900	Y	
		FY 2019 BUDGET TRANSFER	05	230900-00000	25,000.00	05	230900-00000	05	230900-12904	Y	
		FY 2019 BUDGET TRANSFER	05	230900-12900	120,755.00-	05	230900-00000	05	230900-12900	Y	
		FY 2019 BUDGET TRANSFER	05	230900-12903	25,000.00-	05	230900-00000	05	230900-12903	Y	
		FY 2019 BUDGET TRANSFER	05	230900-12904	25,000.00-	05	230900-00000	05	230900-12904	Y	
		FY 2019 BUDGET TRANSFER	05	230900-12905	25,000.00-	05	230900-00000	05	230900-12905	Y	
		FY 2019 BUDGET TRANSFER	05	230900-12907	25,000.00-	05	230900-00000	05	230900-12907	Y	
		FY 2019 BUDGET TRANSFER	05	230950-00000	35,000.00	05	230950-00000	05	230950-12955	Y	
		FY 2019 BUDGET ALLOCATION	05	230950-00000	143,980.00-	05	231000	05	230950-00000	Y	
		FY 2019 BUDGET TRANSFER	05	230950-00000	73,980.00	05	230950-00000	05	230950-12951	Y	
		FY 2019 BUDGET TRANSFER	05	230950-00000	35,000.00	05	230950-00000	05	230950-12950	Y	
		FY 2019 BUDGET TRANSFER	05	230950-12950	35,000.00-	05	230950-00000	05	230950-12950	Y	
		FY 2019 BUDGET TRANSFER	05	230950-12951	73,980.00-	05	230950-00000	05	230950-12951	Y	
		FY 2019 BUDGET TRANSFER	05	230950-12955	35,000.00-	05	230950-00000	05	230950-12955	Y	
		FY 2019 BUDGET ALLOCATION	05	231000	868,561.00	05	231000	05	230100-00000	Y	
		FY 2019 BUDGET ALLOCATION	05	231000	404,363.00	05	231000	05	230200-00000	Y	
		FY 2019 BUDGET ALLOCATION	05	231000	110,000.00	05	231000	05	330100	Y	
		FY 2019 BUDGET ALLOCATION	05	231000	3,294,286.00	05	231000	05	330200-00000	Y	
		FY 2019 BUDGET ALLOCATION	05	231000	2,301.00	05	231000	05	231016	Y	
		FY 2019 BUDGET ALLOCATION	05	231000	352,045.00	05	231000	05	330100	Y	
		FY 2019 BUDGET ALLOCATION	05	231000	3,006,603.00	05	231000	05	231002-00000	Y	
		FY 2019 BUDGET ALLOCATION	05	231000	51,695.00	05	231000	05	231003	Y	
		FY 2019 BUDGET ALLOCATION	05	231000	2,500,000.00	05	231000	05	231007	Y	
		FY 2019 BUDGET ALLOCATION	05	231000	291,808.00	05	231000	05	231012	Y	
		FY 2019 BUDGET ALLOCATION	05	231000	103,352.00	05	231000	05	231005	Y	
		FY 2019 BUDGET ALLOCATION	05	231000	410,395.00	05	231000	05	231013	Y	
		FY 2019 BUDGET ALLOCATION	05	231000	3,472,661.00	05	231000	05	231008-00000	Y	
		FY 2019 BUDGET ALLOCATION	05	231000	19,737.00	05	231000	05	231011	Y	
		FY 2019 BUDGET ALLOCATION	05	231000	341,387.00	05	231000	05	231004	Y	
		FY 2019 BUDGET ALLOCATION	05	231000	110,938.00	05	231000	05	231014	Y	
		FY 2019 BUDGET ALLOCATION	05	231000	550,958.00	05	231000	05	231009-00000	Y	
		FY 2019 BUDGET ALLOCATION	05	231000	465,350.00	05	231000	05	231010-00000	Y	
		FY 2019 BUDGET ALLOCATION	05	231000	33,653.00	05	231000	05	230700-00000	Y	

Printed on a Xerox 9700 Laser Printing System at the Computing Services Center / Texas A&M University

Form: URGB01 (02/05/85)

CC	Account	Transaction Description	Offset CC	Offset Account	Amount	Actual Entry From CC	Actual Entry From Account	Actual Entry To CC	Actual Entry To Account	Feed	Mand
05	023100	UNIVERSITY SERVICES FEE									
		FY 2019 BUDGET ALLOCATION	05	231000	499,072.00	05	231000	05	230800-00000	Y	
		FY 2019 BUDGET ALLOCATION	05	231000	703,568.00	05	231000	05	230300-00000	Y	
		FY 2019 BUDGET ALLOCATION	05	231000	679,645.00	05	231000	05	231001	Y	
		FY 2019 BUDGET ALLOCATION	05	231000	664,396.00	05	231000	05	230600-00000	Y	
		FY 2019 BUDGET ALLOCATION	05	231000	220,755.00	05	231000	05	230900-00000	Y	
		FY 2019 BUDGET ALLOCATION	05	231000	571,118.00	05	231000	05	230400-00000	Y	
		FY 2019 BUDGET ALLOCATION	05	231000	143,980.00	05	231000	05	230950-00000	Y	
		FY 2019 BUDGET ALLOCATION	05	231001	679,645.00-	05	231000	05	231001	Y	
		FY 2019 BUDGET ALLOCATION	05	231002-00000	3,006,603.00-	05	231000	05	231002-00000	Y	
		FY2019 BUDGET TRANSFER	05	231002-00000	925,786.00	05	231002-00000	05	231002-00004	Y	
		FY2019 BUDGET TRANSFER	05	231002-00000	835,658.00	05	231002-00000	05	231002-00003	Y	
		FY2019 BUDGET TRANSFER	05	231002-00000	641,765.00	05	231002-00000	05	231002-00002	Y	
		FY2019 BUDGET TRANSFER	05	231002-00000	8,500.00	05	231002-00000	05	231002-00001	Y	
		FY2019 BUDGET TRANSFER	05	231002-00000	330,000.00	05	231002-00000	05	231002-00005	Y	
		FY2019 BUDGET TRANSFER	05	231002-00001	8,500.00-	05	231002-00000	05	231002-00001	Y	
		FY2019 BUDGET TRANSFER	05	231002-00002	641,765.00-	05	231002-00000	05	231002-00002	Y	
		FY2019 BUDGET TRANSFER	05	231002-00003	835,658.00-	05	231002-00000	05	231002-00003	Y	
		FY2019 BUDGET TRANSFER	05	231002-00004	925,786.00-	05	231002-00000	05	231002-00004	Y	
		FY2019 BUDGET TRANSFER	05	231002-00005	330,000.00-	05	231002-00000	05	231002-00005	Y	
		FY 2019 BUDGET ALLOCATION	05	231003	51,695.00-	05	231000	05	231003	Y	
		FY 2019 BUDGET ALLOCATION	05	231004	341,387.00-	05	231000	05	231004	Y	
		FY 2019 BUDGET ALLOCATION	05	231005	103,352.00-	05	231000	05	231005	Y	
		FY 2019 BUDGET ALLOCATION	05	231007	2,500,000.00-	05	231000	05	231007	Y	
		FY2019 BUDGET TRANSFER	05	231007	63,270.00	05	231007	05	231115	Y	
		FY2019 BUDGET TRANSFER	05	231007	150,000.00	05	231007	05	231107	Y	
		FY2019 BUDGET TRANSFER	05	231007	238,805.00	05	231007	05	231112	Y	
		FY2019 BUDGET TRANSFER	05	231007	130,869.00	05	231007	05	231106	Y	
		FY2019 BUDGET TRANSFER	05	231007	253,353.00	05	231007	05	231113-00000	Y	
		FY2019 BUDGET TRANSFER	05	231007	126,297.00	05	231007	05	231108	Y	
		FY2019 BUDGET TRANSFER	05	231007	141,617.00	05	231007	05	231111	Y	
		FY2019 BUDGET TRANSFER	05	231007	103,976.00	05	231007	05	231105	Y	
		FY2019 BUDGET TRANSFER	05	231007	91,721.00	05	231007	05	231114	Y	
		FY2019 BUDGET TRANSFER	05	231007	143,213.00	05	231007	05	231109	Y	
		FY2019 BUDGET TRANSFER	05	231007	360,344.00	05	231007	05	231110	Y	
		FY 2019 BUDGET ALLOCATION	05	231008-00000	3,472,661.00-	05	231000	05	231008-00000	Y	
		FY 2019 BUDGET ALLOCATION	05	231009-00000	550,958.00-	05	231000	05	231009-00000	Y	
		FY 2019 BUDGET TRANSFER	05	231009-00000	75,248.00	05	231009-00000	05	231010-00000	Y	
		FY 2019 BUDGET TRANSFER	05	231010-00000	128,452.00	05	231010-00000	05	231010-00002	Y	
		FY 2019 BUDGET TRANSFER	05	231010-00000	75,248.00-	05	231009-00000	05	231010-00000	Y	
		FY 2019 BUDGET TRANSFER	05	231010-00000	412,146.00	05	231010-00000	05	231010-00001	Y	
		FY 2019 BUDGET ALLOCATION	05	231010-00000	465,350.00-	05	231000	05	231010-00000	Y	
		FY 2019 BUDGET TRANSFER	05	231010-00001	412,146.00-	05	231010-00000	05	231010-00001	Y	
		FY 2019 BUDGET TRANSFER	05	231010-00002	128,452.00-	05	231010-00000	05	231010-00002	Y	
		FY 2019 BUDGET ALLOCATION	05	231011	19,737.00-	05	231000	05	231011	Y	
		FY 2019 BUDGET ALLOCATION	05	231012	291,808.00-	05	231000	05	231012	Y	
		FY 2019 BUDGET TRANSER	05	231012	291,808.00	05	231012	05	330200-00003	Y	

Printed on a Xerox 9700 Laser Printing System at the Computing Services Center / Texas A&M University

Form: URGB01 (02/05/85)

CC	Account	Transaction Description	--- Offset --- CC	Account	Amount	-------- Actual Entry --------- ---- From ----- CC	Account	----- To ------ CC	Account	Feed	Mand
05	023100	UNIVERSITY SERVICES FEE									
		FY 2019 BUDGET ALLOCATION	05	231013	410,395.00-	05	231000	05	231013	Y	
		FY 2019 BUDGET ALLOCATION	05	231014	110,938.00-	05	231000	05	231014	Y	
		FY 2019 BUDGET ALLOCATION	05	231016	2,301.00-	05	231000	05	231016	Y	
		FY2019 BUDGET TRANSFER	05	231105	103,976.00-	05	231007	05	231105	Y	
		FY2019 BUDGET TRANSFER	05	231106	130,869.00-	05	231007	05	231106	Y	
		FY2019 BUDGET TRANSFER	05	231107	150,000.00-	05	231007	05	231107	Y	
		FY2019 BUDGET TRANSFER	05	231108	126,297.00-	05	231007	05	231108	Y	
		FY2019 BUDGET TRANSFER	05	231109	143,213.00-	05	231007	05	231109	Y	
		FY2019 BUDGET TRANSFER	05	231110	360,344.00-	05	231007	05	231110	Y	
		FY2019 BUDGET TRANSFER	05	231111	141,617.00-	05	231007	05	231111	Y	
		FY2019 BUDGET TRANSFER	05	231112	238,805.00-	05	231007	05	231112	Y	
		FY2019 BUDGET TRANSFER	05	231113-00000	253,353.00-	05	231007	05	231113-00000	Y	
		FY2019 BUDGET TRANSFER	05	231114	91,721.00-	05	231007	05	231114	Y	
		FY2019 BUDGET TRANSFER	05	231115	63,270.00-	05	231007	05	231115	Y	
		** Potential Increase in Fund Balan			4,048,139.00						
05	023500	CONTINUING EDUCATION									
		FY 2019 BUDGET ALLOCATION	05	223500	123,906.00-	05	220100	05	223500	Y	
		** Potential Decrease in Fund Balan			123,906.00-						
05	024001	INDIRECT/OVERHEAD RECOVERY									
		FY 2019 BUDGET TRANSFER	05	240001	600,000.00	05	240001	05	222214	Y	
		** Potential Increase in Fund Balan			600,000.00						
05	024303	FACULTY SENATE									
		FY 2019 BUDGET ALLOCATION	05	224303	5,000.00-	05	222098	05	224303	Y	
		** Potential Decrease in Fund Balan			5,000.00-						
05	025560	FOUNDERS DAY									
		FY 2019 BUDGET ALLOCATION	05	225560	12,000.00-	05	220100	05	225560	Y	
		** Potential Decrease in Fund Balan			12,000.00-						
05	026300	UNIVERSITY STRATEGIC PLAN									
		FY 2019 BUDGET ALLOCATION	05	226300	32,736.00-	05	220100	05	226300	Y	
		** Potential Decrease in Fund Balan			32,736.00-						
05	026504	BUILDING SECURITY									
		FY 2019 BUDGET ALLOCATION	05	226504	370,000.00-	05	220100	05	226504	Y	
		** Potential Decrease in Fund Balan			370,000.00-						
05	026506	OFF-CAMPUS SITE									
		FY 2019 BUDGET ALLOCATION	05	226506	100,000.00-	05	220100	05	226506	Y	
		** Potential Decrease in Fund Balan			100,000.00-						
05	026509	MARCHING BAND TRAVEL									
		FY 2019 BUDGET ALLOCATION	05	226509	100,000.00-	05	220100	05	226509	Y	
		** Potential Decrease in Fund Balan			100,000.00-						

Printed on a Xerox 9700 Laser Printing System at the Computing Services Center / Texas A&M University

Form: URGB01 (02/05/85)

CC	Account	Transaction Description	--- Offset --- CC	Account	Amount	-------- Actual Entry --------- ---- From ----- CC	Account	----- To ------ CC	Account	Feed	Mand
05	026513	CAPITAL CAMPAIGN									
		FY 2019 BUDGET ALLOCATION	05	226513	244,930.00-	05	220100	05	226513	Y	
		** Potential Decrease in Fund Balan			244,930.00-						
05	026514	ALUMNI FUND									
		FY 2019 BUDGET ALLOCATION	05	226514	134,532.00-	05	220100	05	226514	Y	
		** Potential Decrease in Fund Balan			134,532.00-						
05	026517	ALUMNI AFFAIRS									
		FY 2019 BUDGET ALLOCATION	05	226517	20,000.00-	05	220100	05	226517	Y	
		** Potential Decrease in Fund Balan			20,000.00-						
05	026526	STUDENT CONTINUING EMPLOYMENT PR									
		FY 2019 BUDGET ALLOCATION	05	226526-00000	500,000.00-	05	220100	05	226526-00000	Y	
		FY 2019 BUDGET TRANSFER	05	226526-00000	127,919.00	05	226526-00000	05	226526-00030	Y	
		FY 2019 BUDGET TRANSFER	05	226526-00000	50,000.00	05	226526-00000	05	226526-00025	Y	
		FY 2019 BUDGET TRANSFER	05	226526-00000	20,000.00	05	226526-00000	05	226526-00020	Y	
		FY 2019 BUDGET TRANSFER	05	226526-00000	203,904.00	05	226526-00000	05	226526-00010	Y	
		FY 2019 BUDGET TRANSFER	05	226526-00000	51,646.00	05	226526-00000	05	226526-00035	Y	
		FY 2019 BUDGET TRANSFER	05	226526-00000	46,531.00	05	226526-00000	05	226526-00015	Y	
		FY 2019 BUDGET TRANSFER	05	226526-00010	203,904.00-	05	226526-00000	05	226526-00010	Y	
		FY 2019 BUDGET TRANSFER	05	226526-00015	46,531.00-	05	226526-00000	05	226526-00015	Y	
		FY 2019 BUDGET TRANSFER	05	226526-00020	20,000.00-	05	226526-00000	05	226526-00020	Y	
		FY 2019 BUDGET TRANSFER	05	226526-00025	50,000.00-	05	226526-00000	05	226526-00025	Y	
		FY 2019 BUDGET TRANSFER	05	226526-00030	127,919.00-	05	226526-00000	05	226526-00030	Y	
		FY 2019 BUDGET TRANSFER	05	226526-00035	51,646.00-	05	226526-00000	05	226526-00035	Y	
		** Potential Decrease in Fund Balan			500,000.00-						
05	026652	APPLICATION FEE									
		FY 2019 BUDGET TRANSFER	05	226652-00000	38,507.00	05	226652-00000	05	226652-00002	Y	
		FY 2019 BUDGET TRANSFER	05	226652-00000	33,108.00	05	226652-00000	05	226652-00001	Y	
		FY 2019 BUDGET TRANSFER	05	226652-00001	33,108.00-	05	226652-00000	05	226652-00001	Y	
		FY 2019 BUDGET TRANSFER	05	226652-00002	38,507.00-	05	226652-00000	05	226652-00002	Y	
		** Potential Decrease in Fund Balan			0.00						
05	026700	TPEG IN-STATE									
		FY 2019 BUDGET ALLOCATION	05	226700-10000	1,766,378.00-	05	010010	05	226700-10000	Y	
		** Potential Decrease in Fund Balan			1,766,378.00-						
05	026705	TPEG OUT-STATE									
		FY 2019 BUDGET ALLOCATION	05	226705-10000	115,844.00-	05	010010	05	226705-10000	Y	
		** Potential Decrease in Fund Balan			115,844.00-						
05	026707	TRANSFER STUDENT SCHOLARSHIPS									
		FY 2019 BUDGET ALLOCATION	05	226707	119,000.00-	05	220100	05	226707	Y	
		** Potential Decrease in Fund Balan			119,000.00-						

Printed on a Xerox 9700 Laser Printing System at the Computing Services Center / Texas A&M University

Form: URGB01 (02/05/85)

CC	Account	Transaction Description	--- Offset --- CC	Account	Amount	-------- Actual Entry --------- ---- From ----- CC	Account	----- To ------ CC	Account	Feed	Mand
05	026715	DESIGNATED TUITION SCHOLARSHIPS									
		FY 2019 BUDGET ALLOCATION	05	226715-00000	3,791,301.00-	05	220100	05	226715-00000	Y	
		** Potential Decrease in Fund Balan			3,791,301.00-						
05	026716	DESIGNATED TUIT. SCHOLARSHIP GRA									
		FY 2019 BUDGET ALLOCATION	05	226716	305,067.00-	05	220100	05	226716	Y	
		** Potential Decrease in Fund Balan			305,067.00-						
05	026718	PANTHER PROMISE									
		FY 2019 BUDGET ALLOCATION	05	226718	349,923.00-	05	220100	05	226718	Y	
		** Potential Decrease in Fund Balan			349,923.00-						
05	026719	BAND SCHOLARSHIP									
		FY 2019 BUDGET ALLOCATION	05	226719	660,000.00-	05	220100	05	226719	Y	
		** Potential Decrease in Fund Balan			660,000.00-						
05	026722	GRADUATE SCHOLARSHIPS									
		FY 2019 BUDGET ALLOCATION	05	226722	420,000.00-	05	220100	05	226722	Y	
		** Potential Decrease in Fund Balan			420,000.00-						
05	026725	B-ON-TIME SCHOLARSHIP PROGRAM									
		FY 2019 BUDGET ALLOCATION	05	226725	800,000.00-	05	220100	05	226725	Y	
		** Potential Decrease in Fund Balan			800,000.00-						
05	026726	REGENT SCHOLARSHIP SUPPORT									
		FY 2019 BUDGET ALLOCATION	05	226726	819,200.00-	05	220100	05	226726	Y	
		** Potential Decrease in Fund Balan			819,200.00-						
05	026727	RESEARCH ASSISSTANSHIPS/SCHOLARS									
		FY 2019 BUDGET ALLOCATION	05	226727	349,881.00-	05	220100	05	226727	Y	
		** Potential Decrease in Fund Balan			349,881.00-						
05	026731	SCHOLARSHIPS									
		FY 2019 BUDGET ALLOCATION	05	226731	496,756.00-	05	220100	05	226731	Y	
		** Potential Decrease in Fund Balan			496,756.00-						
05	026732	SCHOLARSHIPS NON-TRADITIONAL									
		FY 2019 BUDGET ALLOCATION	05	226732	101,320.00-	05	220100	05	226732	Y	
		** Potential Decrease in Fund Balan			101,320.00-						
05	027300	ADMINISTRATIVE OHCR									
		FY 2019 BUDGET ALLOCATION	05	271300	39,642.00	05	271300	05	227800-00000	Y	
		FY 2019 BUDGET ALLOCATION	05	271300	352,039.00	05	271300	05	271306	Y	
		FY 2019 BUDGET ALLOCATION	05	271300	1,197,311.00	05	271300	05	271312	Y	
		FY 2019 BUDGET ALLOCATION	05	271300	60,633.00	05	271300	05	271307	Y	
		FY 2019 BUDGET ALLOCATION	05	271300	309,920.00	05	271300	05	271304	Y	
		FY 2019 BUDGET ALLOCATION	05	271300	360,378.00	05	271300	05	271305	Y	

Printed on a Xerox 9700 Laser Printing System at the Computing Services Center / Texas A&M University

Form: URGB01 (02/05/85)

CC	Account	Transaction Description	--- Offset --- CC	Account	Amount	-------- Actual Entry --------- ---- From ----- CC	Account	----- To ------ CC	Account	Feed	Mand
05	027300	ADMINISTRATIVE OHCR									
		FY 2019 BUDGET ALLOCATION	05	271300	405,129.00	05	271300	05	271301	Y	
		FY 2019 BUDGET ALLOCATION	05	271300	678,090.00	05	271300	05	271302	Y	
		** Potential Increase in Fund Balan			3,403,142.00						
05	027301	BUSINESS AFFAIRS									
		FY 2019 BUDGET ALLOCATION	05	271301	405,129.00-	05	271300	05	271301	Y	
		** Potential Decrease in Fund Balan			405,129.00-						
05	027302	FINANCIAL ADMINISTRATION									
		FY 2019 BUDGET ALLOCATION	05	271302	678,090.00-	05	271300	05	271302	Y	
		** Potential Decrease in Fund Balan			678,090.00-						
05	027304	PAYROLL SERVICES									
		FY 2019 BUDGET ALLOCATION	05	271304	309,920.00-	05	271300	05	271304	Y	
		** Potential Decrease in Fund Balan			309,920.00-						
05	027305	HUMAN RESOURCES									
		FY 2019 BUDGET ALLOCATION	05	271305	360,378.00-	05	271300	05	271305	Y	
		** Potential Decrease in Fund Balan			360,378.00-						
05	027306	CAMPUS PLANNING									
		FY 2019 BUDGET ALLOCATION	05	271306	352,039.00-	05	271300	05	271306	Y	
		** Potential Decrease in Fund Balan			352,039.00-						
05	027307	INFORMATION RESOURCE									
		FY 2019 BUDGET ALLOCATION	05	271307	60,633.00-	05	271300	05	271307	Y	
		** Potential Decrease in Fund Balan			60,633.00-						
05	027312	UNIVERSITY ASSESSMENTS									
		FY 2019 BUDGET ALLOCATION	05	271312	1,197,311.00-	05	271300	05	271312	Y	
		** Potential Decrease in Fund Balan			1,197,311.00-						
05	027800	TRANSPORTATION CENTER									
		FY 2019 BUDGET ALLOCATION	05	227800-00000	39,642.00-	05	271300	05	227800-00000	Y	
		FY 2019 TRANSFER	05	227800-00000	39,642.00	05	227800-00000	05	227800-00002	Y	
		FY 2019 TRANSFER	05	227800-00002	39,642.00-	05	227800-00000	05	227800-00002	Y	
		** Potential Decrease in Fund Balan			39,642.00-						
05	030002	AFR AUXILIARY - G/L ACCOUNT									
		FY 2019 TRANSFER	05	330002	7,044,573.00-	05	440002	05	330002	N	
		** Potential Decrease in Fund Balan			7,044,573.00-						
05	030100	USF AUXILIARY									
		FY 2019 BUDGET ALLOCATION	05	330100	352,045.00-	05	231000	05	330100	Y	
		FY 2019 BUDGET ALLOCATION	05	330100	110,000.00-	05	231000	05	330100	Y	
		FY 2019 BUDGET ALLOCATION	05	330200-00000	3,294,286.00-	05	231000	05	330200-00000	Y	

Printed on a Xerox 9700 Laser Printing System at the Computing Services Center / Texas A&M University

Form: URGB01 (02/05/85)

CC	Account	Transaction Description	Offset CC	Offset Account	Amount	Actual Entry From CC	Actual Entry From Account	Actual Entry To CC	Actual Entry To Account	Feed	Mand
05	030100	USF AUXILIARY									
		FY 2019 BUDGET ALLOCATION	05	330200-00000	95,000.00	05	330200-00000	05	330200-00002	Y	
		FY 2019 BUDGET ALLOCATION	05	330200-00000	357,591.00	05	330200-00000	05	330200-00003	Y	
		FY 2019 BUDGET ALLOCATION	05	330200-00000	2,841,695.00	05	330200-00000	05	330200-00005	Y	
		FY 2019 BUDGET ALLOCATION	05	330200-00002	95,000.00-	05	330200-00000	05	330200-00002	Y	
		FY 2019 BUDGET ALLOCATION	05	330200-00003	357,591.00-	05	330200-00000	05	330200-00003	Y	
		FY 2019 BUDGET TRANSFER	05	330200-00003	95,444.00-	05	330200-00005	05	330200-00003	Y	
		FY 2019 BUDGET TRANSER	05	330200-00003	291,808.00-	05	231012	05	330200-00003	Y	
		FY 2019 BUDGET ALLOCATION	05	330200-00005	2,841,695.00-	05	330200-00000	05	330200-00005	Y	
		FY 2019 BUDGET TRANSFER	05	330200-00005	95,444.00	05	330200-00005	05	330200-00003	Y	
		FY 2019 STADIUM & ATHLETIC FIE	05	330200-00005	2,463,948.00	05	330200-00005	05	030001	Y	
		** Potential Decrease in Fund Balan			1,584,191.00-						
05	030515	AUXILIARY RETIREES									
		FY 2019 BUDGET ALLOCATION	05	330515	125,000.00-	05	333230-00000	05	330515	Y	
		FY 2019 BUDGET ALLOCATION	05	330515	103,639.00-	05	333230-00000	05	330515	Y	
		** Potential Decrease in Fund Balan			228,639.00-						
05	031000	ATHLETICS									
		FY 2019 BUDGET TRANSFER	05	331000	44,839.00	05	331000	05	331025	Y	
		FY 2019 BUDGET ALLOCATION	05	331000	555,193.00-	05	222098	05	331000	Y	
		FY 2019 BUDGET ALLOCATION	05	331000	439,780.00-	05	220100	05	331000	Y	
		FY 2019 BUDGET ALLOCATION	05	331002	76,412.00-	05	220100	05	331002	Y	
		FY 2019 ALLOCATION	05	331005	50,000.00-	05	331099	05	331005	Y	
		FY 2019 ALLOCATION	05	331006	50,000.00-	05	331099	05	331006	Y	
		FY 2019 BUDGET ALLOCATION	05	331006	309,120.00-	05	220100	05	331006	Y	
		FY 2019 BUDGET ALLOCATION	05	331006	61,121.00-	05	222098	05	331006	Y	
		FY 2019 BUDGET ALLOCATION	05	331007	7,411.00-	05	222098	05	331007	Y	
		FY 2019 BUDGET ALLOCATION	05	331007	218,801.00-	05	220100	05	331007	Y	
		FY 2019 BUDGET ALLOCATION	05	331008	326,382.00-	05	222098	05	331008	Y	
		FY 2019 BUDGET ALLOCATION	05	331010	296,280.00-	05	222098	05	331010	Y	
		FY 2019 BUDGET ALLOCATION	05	331010	76,025.00-	05	220100	05	331010	Y	
		FY 2019 ALLOCATION	05	331010	180,000.00-	05	331099	05	331010	Y	
		FY 2019 ALLOCATION	05	331011	180,000.00-	05	331099	05	331011	Y	
		FY 2019 BUDGET ALLOCATION	05	331011	189,965.00-	05	220100	05	331011	Y	
		FY 2019 BUDGET ALLOCATION	05	331011	55,761.00-	05	222098	05	331011	Y	
		FY 2019 ALLOCATION	05	331012	90,000.00-	05	331099	05	331012	Y	
		FY 2019 BUDGET ALLOCATION	05	331012	168,147.00-	05	220100	05	331012	Y	
		FY 2019 BUDGET ALLOCATION	05	331013	172,873.00-	05	220100	05	331013	Y	
		FY 2019 ALLOCATION	05	331013	150,000.00-	05	331099	05	331013	Y	
		FY 2019 BUDGET ALLOCATION	05	331013	29,665.00-	05	222098	05	331013	Y	
		FY 2019 BUDGET ALLOCATION	05	331015	194,191.00-	05	222098	05	331015	Y	
		FY 2019 ALLOCATION	05	331015	298,706.00-	05	331099	05	331015	Y	
		FY 2019 BUDGET ALLOCATION	05	331015	31,159.00-	05	220100	05	331015	Y	
		FY 2019 BUDGET ALLOCATION	05	331020	73,618.00-	05	220100	05	331020	Y	
		FY 2019 ALLOCATION	05	331020	341,481.00-	05	331099	05	331020	Y	
		FY 2019 BUDGET ALLOCATION	05	331020	460,222.00-	05	222098	05	331020	Y	

Printed on a Xerox 9700 Laser Printing System at the Computing Services Center / Texas A&M University

Form: URGB01 (02/05/85)

CC	Account	Transaction Description	Offset CC	Offset Account	Amount	Actual Entry From CC	Actual Entry From Account	Actual Entry To CC	Actual Entry To Account	Feed	Mand
05	031000	ATHLETICS									
		FY 2019 BUDGET ALLOCATION	05	331025	791,771.00-	05	222098	05	331025	Y	
		FY 2019 ALLOCATION	05	331025	683,698.00-	05	331099	05	331025	Y	
		FY 2019 BUDGET ALLOCATION	05	331025	129,212.00-	05	220100	05	331025	Y	
		FY 2019 STADIUM & ATHLETIC FI	05	331025	145,754.00	05	331025	05	030001	Y	
		FY 2019 BUDGET TRANSFER	05	331025	44,839.00-	05	331000	05	331025	Y	
		FY 2019 BUDGET ALLOCATION	05	331030	11,132.00-	05	220100	05	331030	Y	
		FY 2019 ALLOCATION	05	331030	120,000.00-	05	331099	05	331030	Y	
		FY 2019 BUDGET ALLOCATION	05	331030	149,807.00-	05	222098	05	331030	Y	
		FY 2019 BUDGET ALLOCATION	05	331035	9,710.00-	05	222098	05	331035	Y	
		FY 2019 ALLOCATION	05	331035	165,000.00-	05	331099	05	331035	Y	
		FY 2019 BUDGET ALLOCATION	05	331035	147,392.00-	05	220100	05	331035	Y	
		FY 2019 BUDGET ALLOCATION	05	331040	52,356.00-	05	222098	05	331040	Y	
		FY 2019 ALLOCATION	05	331040	160,000.00-	05	331099	05	331040	Y	
		FY 2019 BUDGET ALLOCATION	05	331040	180,067.00-	05	220100	05	331040	Y	
		FY 2019 BUDGET ALLOCATION	05	331045	238,842.00-	05	220100	05	331045	Y	
		FY 2019 ALLOCATION	05	331045	250,000.00-	05	331099	05	331045	Y	
		FY 2019 BUDGET ALLOCATION	05	331045	5,597.00-	05	222098	05	331045	Y	
		FY 2019 BUDGET ALLOCATION	05	331050	21,383.00-	05	222098	05	331050	Y	
		FY 2019 ALLOCATION	05	331050	180,000.00-	05	331099	05	331050	Y	
		FY 2019 BUDGET ALLOCATION	05	331050	177,341.00-	05	220100	05	331050	Y	
		** Potential Decrease in Fund Balan			8,409,867.00-						
05	031091	RECREATIONAL SPORTS FEE									
		FY2019 BUDGET TRANSFER	05	331091-00000	23,990.00	05	331091-00000	05	331091-00004	Y	
		FY2019 BUDGET TRANSFER	05	331091-00000	626,748.00	05	331091-00000	05	331091-00002	Y	
		FY2019 BUDGET TRANSFER	05	331091-00000	15,000.00	05	331091-00000	05	331091-00005	Y	
		FY 2019 RECREATION CENTER DEBT	05	331091-00000	1,550,236.00	05	331091-00000	05	030001	Y	
		FY2019 BUDGET TRANSFER	05	331091-00000	583,163.00	05	331091-00000	05	331091-00001	Y	
		FY2019 BUDGET TRANSFER	05	331091-00001	583,163.00-	05	331091-00000	05	331091-00001	Y	
		FY2019 BUDGET TRANSFER	05	331091-00002	626,748.00-	05	331091-00000	05	331091-00002	Y	
		FY2019 BUDGET TRANSFER	05	331091-00004	23,990.00-	05	331091-00000	05	331091-00004	Y	
		FY2019 BUDGET TRANSFER	05	331091-00005	15,000.00-	05	331091-00000	05	331091-00005	Y	
		** Potential Increase in Fund Balan			1,550,236.00						
05	031099	ATHLETICS FEE									
		FY 2019 ALLOCATION	05	331099	180,000.00	05	331099	05	331010	Y	
		FY 2019 ALLOCATION	05	331099	341,481.00	05	331099	05	331020	Y	
		FY 2019 ALLOCATION	05	331099	180,000.00	05	331099	05	331050	Y	
		FY 2019 ALLOCATION	05	331099	120,000.00	05	331099	05	331030	Y	
		FY 2019 ALLOCATION	05	331099	160,000.00	05	331099	05	331040	Y	
		FY 2019 ALLOCATION	05	331099	165,000.00	05	331099	05	331035	Y	
		FY 2019 ALLOCATION	05	331099	683,698.00	05	331099	05	331025	Y	
		FY 2019 ALLOCATION	05	331099	250,000.00	05	331099	05	331045	Y	
		FY 2019 ALLOCATION	05	331099	90,000.00	05	331099	05	331012	Y	
		FY 2019 ALLOCATION	05	331099	180,000.00	05	331099	05	331011	Y	
		FY 2019 ALLOCATION	05	331099	50,000.00	05	331099	05	331005	Y	

Printed on a Xerox 9700 Laser Printing System at the Computing Services Center / Texas A&M University

Form: URGB01 (02/05/85)

CC	Account	Transaction Description	Offset CC	Offset Account	Amount	Actual Entry From CC	Actual Entry From Account	Actual Entry To CC	Actual Entry To Account	Feed	Mand
05	031099	ATHLETICS FEE									
		FY 2019 ALLOCATION	05	331099	298,706.00	05	331099	05	331015	Y	
		FY 2019 ALLOCATION	05	331099	50,000.00	05	331099	05	331006	Y	
		FY 2019 ALLOCATION	05	331099	150,000.00	05	331099	05	331013	Y	
		FY 2019 BASEBALL FIELD GRANDST	05	331099	108,750.00	05	331099	05	030001	Y	
		** Potential Increase in Fund Balan			3,007,635.00						
05	031500	AUXILIARY SUPPORT SERVICES									
		FY2019 BUDGET TRANSFER	05	331500-00000	1,300.00-	05	334065	05	331500-00000	Y	
		FY2019 BUDGET TRANSFER	05	331500-00000	463,500.00-	05	334060-00000	05	331500-00000	Y	
		FY2019 BUDGET TRANSFER	05	331500-00000	45,000.00-	05	334063	05	331500-00000	Y	
		FY2019 BUDGET TRANSFER	05	331500-00000	1,500.00-	05	332101	05	331500-00000	Y	
		FY2019 BUDGET TRANSFER	05	331500-00000	27,500.00-	05	333500	05	331500-00000	Y	
		FY 2019 BUDGET TRANSFER	05	331500-00000	5,100.00-	05	331510	05	331500-00000	Y	
		FY2019 BUDGET TRANSFER	05	331500-00000	3,750.00-	05	332065-00000	05	331500-00000	Y	
		FY2019 BUDGET TRANSFER	05	331500-00000	33,000.00-	05	332000	05	331500-00000	Y	
		FY 2019 BUDGET TRANSFER	05	331500-00000	1,500.00	05	331500-00000	05	332101	Y	
		** Potential Decrease in Fund Balan			579,150.00-						
05	031510	UNIVERSITY POLICE									
		FY2019 BUDGET TRANSFER	05	331510	43,260.00-	05	334060-00000	05	331510	Y	
		FY 2019 BUDGET TRANSFER	05	331510	5,100.00	05	331510	05	331500-00000	Y	
		** Potential Decrease in Fund Balan			38,160.00-						
05	032000	M.S.C. FACILITY									
		FY 2019 STUDENT CENTER DEBT	05	332000	319,587.00	05	332000	05	030001	Y	
		FY2019 BUDGET TRANSFER	05	332000	35,750.00	05	332000	05	334200	Y	
		FY2019 BUDGET TRANSFER	05	332000	33,000.00	05	332000	05	332201	Y	
		FY2019 BUDGET TRANSFER	05	332000	33,000.00	05	332000	05	331500-00000	Y	
		FY 2019 BUDGET ALLOCATION	05	332000	319,587.00-	05	220100	05	332000	Y	
		** Potential Increase in Fund Balan			101,750.00						
05	032065	HEALTH SERVICES									
		FY2019 BUDGET TRANSFER	05	332065-00000	3,750.00	05	332065-00000	05	331500-00000	Y	
		** Potential Increase in Fund Balan			3,750.00						
05	032101	VENDING REVENUE									
		FY2019 BUDGET TRANSFER	05	332101	1,500.00	05	332101	05	331500-00000	Y	
		FY2019 BUDGET TRANSFER	05	332101	17,000.00	05	332101	05	332110	Y	
		FY 2019 BUDGET TRANSFER	05	332101	1,500.00-	05	331500-00000	05	332101	Y	
		** Potential Increase in Fund Balan			17,000.00						
05	032110	PRESIDENT'S OFFICE CONCESSIONS									
		FY2019 BUDGET TRANSFER	05	332110	17,000.00-	05	332101	05	332110	Y	
		** Potential Decrease in Fund Balan			17,000.00-						
05	032201	MSC FACILITY FEE ACCOUNT									
		FY2019 BUDGET TRANSFER	05	332201	50,000.00-	05	334060-00000	05	332201	Y	

Printed on a Xerox 9700 Laser Printing System at the Computing Services Center / Texas A&M University

Form: URGB01 (02/05/85)

CC	Account	Transaction Description	--- Offset --- CC	Account	Amount	-------- Actual Entry --------- ---- From ----- CC	Account	----- To ------ CC	Account	Feed	Mand
05	032201	MSC FACILITY FEE ACCOUNT									
		FY2019 BUDGET TRANSFER	05	332201	33,000.00-	05	332000	05	332201	Y	
		** Potential Decrease in Fund Balan			83,000.00-						
05	033230	ADMINISTRATIVE OVERHEAD RECOVERY									
		FY 2019 BUDGET ALLOCATION	05	333230-00000	201,538.00	05	333230-00000	05	333233	Y	
		FY 2019 BUDGET ALLOCATION	05	333230-00000	614,649.00	05	333230-00000	05	333233	Y	
		FY 2019 BUDGET ALLOCATION	05	333230-00000	103,639.00	05	333230-00000	05	330515	Y	
		FY 2019 BUDGET ALLOCATION	05	333230-00000	125,000.00	05	333230-00000	05	330515	Y	
		** Potential Increase in Fund Balan			1,044,826.00						
05	033233	PROCUREMENT & DISBURSEMENT OHCR									
		FY 2019 BUDGET ALLOCATION	05	333233	201,538.00-	05	333230-00000	05	333233	Y	
		FY 2019 BUDGET ALLOCATION	05	333233	614,649.00-	05	333230-00000	05	333233	Y	
		** Potential Decrease in Fund Balan			816,187.00-						
05	033500	LAUNDRY									
		FY2019 BUDGET TRANSFER	05	333500	80,000.00-	05	334060-00000	05	333500	Y	
		FY2019 BUDGET TRANSFER	05	333500	27,500.00	05	333500	05	331500-00000	Y	
		** Potential Decrease in Fund Balan			52,500.00-						
05	034060	CAMPUS DINING									
		FY2019 BUDGET TRANSFER	05	334060-00000	463,500.00	05	334060-00000	05	331500-00000	Y	
		FY2019 BUDGET TRANSFER	05	334060-00000	346,450.00	05	334060-00000	05	334200	Y	
		FY2019 BUDGET TRANSFER	05	334060-00000	80,000.00	05	334060-00000	05	333500	Y	
		FY2019 BUDGET TRANSFER	05	334060-00000	50,000.00	05	334060-00000	05	332201	Y	
		FY2019 BUDGET TRANSFER	05	334060-00000	43,260.00	05	334060-00000	05	331510	Y	
		** Potential Increase in Fund Balan			983,210.00						
05	034063	PARKING MANAGEMENT									
		FY2019 BUDGET TRANSFER	05	334063	45,000.00	05	334063	05	331500-00000	Y	
		** Potential Increase in Fund Balan			45,000.00						
05	034064	PARKING GARAGE NURSING CENTER									
		FY 2019 PARKING GARAGE DEBT	05	334064	850,862.00	05	334064	05	030001	Y	
		** Potential Increase in Fund Balan			850,862.00						
05	034065	SHUTTLE SERVICE									
		FY2019 BUDGET TRANSFER	05	334065	1,300.00	05	334065	05	331500-00000	Y	
		** Potential Increase in Fund Balan			1,300.00						
05	034200	RETAIL CENTER OPERATIONS									
		FY2019 BUDGET TRANSFER	05	334200	346,450.00-	05	334060-00000	05	334200	Y	
		FY2019 BUDGET TRANSFER	05	334200	35,750.00-	05	332000	05	334200	Y	
		** Potential Decrease in Fund Balan			382,200.00-						
05	040002	AFR RESTRICTED - G/L ACCOUNT									
		FY 2019 TRANSFER	05	440002	20,239,516.00	05	440002	05	220002	N	

Printed on a Xerox 9700 Laser Printing System at the Computing Services Center / Texas A&M University

Form: URGB01 (02/05/85)

CC	Account	Transaction Description	Offset CC	Offset Account	Amount	Actual Entry From CC	Actual Entry From Account	Actual Entry To CC	Actual Entry To Account	Feed	Mand
05	040002	AFR RESTRICTED - G/L ACCOUNT									
		FY 2019 TRANSFER	05	440002	7,044,573.00	05	440002	05	330002	N	
		FY 2019 TRANSFER	05	440002	7,590,118.00	05	440002	05	100003	N	
		FY 2019 TUITION DISCOUNTING	05	440002	7,308,443.00-	05	110003	05	440002	N	
		** Potential Increase in Fund Balan			27,565,764.00						
05	041000	SPONSORED PROGRAMS									
		FY 2019 BUDGET TRANSFER	05	414808-00000	51,282.00	05	414808-00000	05	414808-00001	Y	
		FY 2019 BUDGET TRANSFER	05	414808-00000	7,985.00	05	414808-00000	05	414808-04001	Y	
		FY 2019 BUDGET TRANSFER	05	414808-00001	51,282.00-	05	414808-00000	05	414808-00001	Y	
		FY 2019 BUDGET TRANSFER	05	414808-04001	7,985.00-	05	414808-00000	05	414808-04001	Y	
		FY 2019 BUDGET TRANSFER	05	414809-00000	252,077.00	05	414809-00000	05	414809-08001	Y	
		FY 2019 BUDGET TRANSFER	05	414809-00000	87,837.00	05	414809-00000	05	414809-04001	Y	
		FY 2019 BUDGET TRANSFER	05	414809-00000	615,857.00	05	414809-00000	05	414809-00001	Y	
		FY 2019 BUDGET TRANSFER	05	414809-00001	615,857.00-	05	414809-00000	05	414809-00001	Y	
		FY 2019 BUDGET TRANSFER	05	414809-04001	87,837.00-	05	414809-00000	05	414809-04001	Y	
		FY 2019 BUDGET TRANSFER	05	414809-08001	252,077.00-	05	414809-00000	05	414809-08001	Y	
		FY 2019 BUDGET TRANSFER	05	415277-00000	1,471.00	05	415277-00000	05	415277-00001	Y	
		FY 2019 BUDGET TRANSFER	05	415277-00001	1,471.00-	05	415277-00000	05	415277-00001	Y	
		FY 2019 BUDGET TRANSFER	05	415278-00000	16,192.00	05	415278-00000	05	415278-00001	Y	
		FY 2019 BUDGET TRANSFER	05	415278-00001	16,192.00-	05	415278-00000	05	415278-00001	Y	
		FY 2019 BUDGET TRANSFER	05	415817-00000	2,741.00	05	415817-00000	05	415817-00001	Y	
		FY 2019 BUDGET TRANSFER	05	415817-00001	2,741.00-	05	415817-00000	05	415817-00001	Y	
		FY 2019 BUDGET TRANSFER	05	415818-00000	30,230.00	05	415818-00000	05	415818-00001	Y	
		FY 2019 BUDGET TRANSFER	05	415818-00001	30,230.00-	05	415818-00000	05	415818-00001	Y	
		** Potential Decrease in Fund Balan			0.00						
05	048000	STUDENT FINANCIAL AID									
		FY 2019 BUDGET TRANSFER	05	480506-00000	4,306,828.00	05	480506-00000	05	480506-01001	Y	
		FY 2019 BUDGET TRANSFER	05	480506-00000	4,985,921.00	05	480506-00000	05	480506-00001	Y	
		FY 2019 BUDGET TRANSFER	05	480506-00001	4,985,921.00-	05	480506-00000	05	480506-00001	Y	
		FY 2019 BUDGET TRANSFER	05	480506-01001	4,306,828.00-	05	480506-00000	05	480506-01001	Y	
		** Potential Decrease in Fund Balan			0.00						
05	048200	FPC GRANTS									
		FY 2019 BUDGET TRANSFER	05	482104-00000	502,924.00	05	482104-00000	05	482104-00001	Y	
		FY 2019 BUDGET TRANSFER	05	482104-00000	9,848.00	05	482104-00000	05	482104-00401	Y	
		FY 2019 BUDGET TRANSFER	05	482104-00000	51,318.00	05	482104-00000	05	482104-01001	Y	
		FY 2019 BUDGET TRANSFER	05	482104-00000	100,744.00	05	482104-00000	05	482104-00601	Y	
		FY 2019 BUDGET TRANSFER	05	482104-00000	61,269.00	05	482104-00000	05	482104-00701	Y	
		FY 2019 BUDGET TRANSFER	05	482104-00000	69,876.00	05	482104-00000	05	482104-00501	Y	
		FY 2019 BUDGET TRANSFER	05	482104-00000	38,418.00	05	482104-00000	05	482104-00801	Y	
		FY 2019 BUDGET TRANSFER	05	482104-00000	22,811.00	05	482104-00000	05	482104-00101	Y	
		FY 2019 BUDGET TRANSFER	05	482104-00000	35,659.00	05	482104-00000	05	482104-00301	Y	
		FY 2019 BUDGET TRANSFER	05	482104-00000	77,251.00	05	482104-00000	05	482104-00201	Y	
		FY 2019 BUDGET TRANSFER	05	482104-00000	711,535.00	05	482104-00000	05	482104-00099	Y	
		FY 2019 BUDGET TRANSFER	05	482104-00001	502,924.00-	05	482104-00000	05	482104-00001	Y	

Printed on a Xerox 9700 Laser Printing System at the Computing Services Center / Texas A&M University

Form: URGB01 (02/05/85)

CC	Account	Transaction Description	Offset CC	Offset Account	Amount	Actual Entry From CC	Actual Entry From Account	Actual Entry To CC	Actual Entry To Account	Feed	Mand
05	048200	FPC GRANTS									
		FY 2019 BUDGET TRANSFER	05	482104-00099	711,535.00-	05	482104-00000	05	482104-00099	Y	
		FY 2019 BUDGET TRANSFER	05	482104-00101	22,811.00-	05	482104-00000	05	482104-00101	Y	
		FY 2019 BUDGET TRANSFER	05	482104-00201	77,251.00-	05	482104-00000	05	482104-00201	Y	
		FY 2019 BUDGET TRANSFER	05	482104-00301	35,659.00-	05	482104-00000	05	482104-00301	Y	
		FY 2019 BUDGET TRANSFER	05	482104-00401	9,848.00-	05	482104-00000	05	482104-00401	Y	
		FY 2019 BUDGET TRANSFER	05	482104-00501	69,876.00-	05	482104-00000	05	482104-00501	Y	
		FY 2019 BUDGET TRANSFER	05	482104-00601	100,744.00-	05	482104-00000	05	482104-00601	Y	
		FY 2019 BUDGET TRANSFER	05	482104-00701	61,269.00-	05	482104-00000	05	482104-00701	Y	
		FY 2019 BUDGET TRANSFER	05	482104-00801	38,418.00-	05	482104-00000	05	482104-00801	Y	
		FY 2019 BUDGET TRANSFER	05	482104-01001	51,318.00-	05	482104-00000	05	482104-01001	Y	
		FY 2019 BUDGET TRANSFER	05	482105-00000	490,665.00	05	482105-00000	05	482105-00201	Y	
		FY 2019 BUDGET TRANSFER	05	482105-00000	318,480.00	05	482105-00000	05	482105-00301	Y	
		FY 2019 BUDGET TRANSFER	05	482105-00000	703,377.00	05	482105-00000	05	482105-00601	Y	
		FY 2019 BUDGET TRANSFER	05	482105-00000	374,272.00	05	482105-00000	05	482105-00501	Y	
		FY 2019 BUDGET TRANSFER	05	482105-00000	315,072.00	05	482105-00000	05	482105-00701	Y	
		FY 2019 BUDGET TRANSFER	05	482105-00000	65,756.00	05	482105-00000	05	482105-00401	Y	
		FY 2019 BUDGET TRANSFER	05	482105-00000	249,580.00	05	482105-00000	05	482105-00801	Y	
		FY 2019 BUDGET TRANSFER	05	482105-00000	461,645.00	05	482105-00000	05	482105-01001	Y	
		FY 2019 BUDGET TRANSFER	05	482105-00000	247,480.00	05	482105-00000	05	482105-00101	Y	
		FY 2019 BUDGET TRANSFER	05	482105-00000	729,043.00	05	482105-00000	05	482105-00099	Y	
		FY 2019 BUDGET TRANSFER	05	482105-00000	1,215,281.00	05	482105-00000	05	482105-00001	Y	
		FY 2019 BUDGET TRANSFER	05	482105-00001	1,215,281.00-	05	482105-00000	05	482105-00001	Y	
		FY 2019 BUDGET TRANSFER	05	482105-00099	729,043.00-	05	482105-00000	05	482105-00099	Y	
		FY 2019 BUDGET TRANSFER	05	482105-00101	247,480.00-	05	482105-00000	05	482105-00101	Y	
		FY 2019 BUDGET TRANSFER	05	482105-00201	490,665.00-	05	482105-00000	05	482105-00201	Y	
		FY 2019 BUDGET TRANSFER	05	482105-00301	318,480.00-	05	482105-00000	05	482105-00301	Y	
		FY 2019 BUDGET TRANSFER	05	482105-00401	65,756.00-	05	482105-00000	05	482105-00401	Y	
		FY 2019 BUDGET TRANSFER	05	482105-00501	374,272.00-	05	482105-00000	05	482105-00501	Y	
		FY 2019 BUDGET TRANSFER	05	482105-00601	703,377.00-	05	482105-00000	05	482105-00601	Y	
		FY 2019 BUDGET TRANSFER	05	482105-00701	315,072.00-	05	482105-00000	05	482105-00701	Y	
		FY 2019 BUDGET TRANSFER	05	482105-00801	249,580.00-	05	482105-00000	05	482105-00801	Y	
		FY 2019 BUDGET TRANSFER	05	482105-01001	461,645.00-	05	482105-00000	05	482105-01001	Y	
		FY 2019 BUDGET TRANSFER	05	482204-00000	28,700.00	05	482204-00000	05	482204-18099	Y	
		FY 2019 BUDGET TRANSFER	05	482204-00000	96,515.00	05	482204-00000	05	482204-18301	Y	
		FY 2019 BUDGET TRANSFER	05	482204-00000	160,917.00	05	482204-00000	05	482204-19201	Y	
		FY 2019 BUDGET TRANSFER	05	482204-00000	67,076.00	05	482204-00000	05	482204-18501	Y	
		FY 2019 BUDGET TRANSFER	05	482204-00000	50,000.00	05	482204-00000	05	482204-19501	Y	
		FY 2019 BUDGET TRANSFER	05	482204-00000	212,946.00	05	482204-00000	05	482204-19001	Y	
		FY 2019 BUDGET TRANSFER	05	482204-00000	233,789.00	05	482204-00000	05	482204-19401	Y	
		FY 2019 BUDGET TRANSFER	05	482204-00000	124,850.00	05	482204-00000	05	482204-18401	Y	
		FY 2019 BUDGET TRANSFER	05	482204-00000	50,000.00	05	482204-00000	05	482204-19101	Y	
		FY 2019 BUDGET TRANSFER	05	482204-00000	93,894.00	05	482204-00000	05	482204-19301	Y	
		FY 2019 BUDGET TRANSFER	05	482204-00000	188,301.00	05	482204-00000	05	482204-18201	Y	
		FY 2019 BUDGET TRANSFER	05	482204-00000	20,366.00	05	482204-00000	05	482204-18101	Y	
		FY 2019 BUDGET TRANSFER	05	482204-00000	168,069.00	05	482204-00000	05	482204-18001	Y	
		FY 2019 BUDGET TRANSFER	05	482204-18001	168,069.00-	05	482204-00000	05	482204-18001	Y	

Printed on a Xerox 9700 Laser Printing System at the Computing Services Center / Texas A&M University

Form: URGB01 (02/05/85)

CC	Account	Transaction Description	Offset CC	Offset Account	Amount	Actual Entry From CC	Actual Entry From Account	Actual Entry To CC	Actual Entry To Account	Feed	Mand
05	048200	FPC GRANTS									
		FY 2019 BUDGET TRANSFER	05	482204-18099	28,700.00-	05	482204-00000	05	482204-18099	Y	
		FY 2019 BUDGET TRANSFER	05	482204-18101	20,366.00-	05	482204-00000	05	482204-18101	Y	
		FY 2019 BUDGET TRANSFER	05	482204-18201	188,301.00-	05	482204-00000	05	482204-18201	Y	
		FY 2019 BUDGET TRANSFER	05	482204-18301	96,515.00-	05	482204-00000	05	482204-18301	Y	
		FY 2019 BUDGET TRANSFER	05	482204-18401	124,850.00-	05	482204-00000	05	482204-18401	Y	
		FY 2019 BUDGET TRANSFER	05	482204-18501	67,076.00-	05	482204-00000	05	482204-18501	Y	
		FY 2019 BUDGET TRANSFER	05	482204-19001	212,946.00-	05	482204-00000	05	482204-19001	Y	
		FY 2019 BUDGET TRANSFER	05	482204-19101	50,000.00-	05	482204-00000	05	482204-19101	Y	
		FY 2019 BUDGET TRANSFER	05	482204-19201	160,917.00-	05	482204-00000	05	482204-19201	Y	
		FY 2019 BUDGET TRANSFER	05	482204-19301	93,894.00-	05	482204-00000	05	482204-19301	Y	
		FY 2019 BUDGET TRANSFER	05	482204-19401	233,789.00-	05	482204-00000	05	482204-19401	Y	
		FY 2019 BUDGET TRANSFER	05	482204-19501	50,000.00-	05	482204-00000	05	482204-19501	Y	
		FY 2019 BUDGET TRANSFER	05	482205-00000	811,718.00	05	482205-00000	05	482205-19001	Y	
		FY 2019 BUDGET TRANSFER	05	482205-00000	664,433.00	05	482205-00000	05	482205-19301	Y	
		FY 2019 BUDGET TRANSFER	05	482205-00000	1,150,558.00	05	482205-00000	05	482205-19201	Y	
		FY 2019 BUDGET TRANSFER	05	482205-00000	813,341.00	05	482205-00000	05	482205-19401	Y	
		FY 2019 BUDGET TRANSFER	05	482205-00000	59,515.00	05	482205-00000	05	482205-19101	Y	
		FY 2019 BUDGET TRANSFER	05	482205-00000	580,706.00	05	482205-00000	05	482205-19501	Y	
		FY 2019 BUDGET TRANSFER	05	482205-00000	381,855.00	05	482205-00000	05	482205-19099	Y	
		FY 2019 BUDGET TRANSFER	05	482205-19001	811,718.00-	05	482205-00000	05	482205-19001	Y	
		FY 2019 BUDGET TRANSFER	05	482205-19099	381,855.00-	05	482205-00000	05	482205-19099	Y	
		FY 2019 BUDGET TRANSFER	05	482205-19101	59,515.00-	05	482205-00000	05	482205-19101	Y	
		FY 2019 BUDGET TRANSFER	05	482205-19201	1,150,558.00-	05	482205-00000	05	482205-19201	Y	
		FY 2019 BUDGET TRANSFER	05	482205-19301	664,433.00-	05	482205-00000	05	482205-19301	Y	
		FY 2019 BUDGET TRANSFER	05	482205-19401	813,341.00-	05	482205-00000	05	482205-19401	Y	
		FY 2019 BUDGET TRANSFER	05	482205-19501	580,706.00-	05	482205-00000	05	482205-19501	Y	
		FY 2019 BUDGET TRANSFER	05	482304-00000	225,021.00	05	482304-00000	05	482304-00001	Y	
		FY 2019 BUDGET TRANSFER	05	482304-00001	225,021.00-	05	482304-00000	05	482304-00001	Y	
		** Potential Decrease in Fund Balan			0.00						
05	055900	ESTIMATED GRANTS & CONTRACTS									
		FY2019 BUDGET TRANSFER	05	558405	2,961.00-	05	558408	05	558405	Y	
		FY2019 BUDGET TRANSFER	05	558408	2,961.00	05	558408	05	558405	Y	
		** Potential Decrease in Fund Balan			0.00						
05	100003	AFR E&G REVENUE S/L ACCOUNT									
		FY 2019 TRANSFER	05	010003	7,590,118.00	05	440002	05	100003	N	
		** Increase in SL Allocation **			7,590,118.00						
05	101100	TUITION-NON RESIDENT-FALL									
		FY 2019 FALL NONRESID TUITION	05	010000	2,123,277.00-	05	101100	05	010010	Y	
		** Decrease in SL Allocation **			2,123,277.00-						
05	101101	TUITION-NON RESIDENT-SPRING									
		FY 2019 SPRG NONRESID TUITION	05	010000	1,986,339.00-	05	101101	05	010010	Y	
		** Decrease in SL Allocation **			1,986,339.00-						

Printed on a Xerox 9700 Laser Printing System at the Computing Services Center / Texas A&M University

Form: URGB01 (02/05/85)

CC	Account	Transaction Description	--- Offset --- CC	Account	Amount	-------- Actual Entry --------- ---- From ----- CC	Account	----- To ------ CC	Account	Feed	Mand
05	101102	TUITION-NON RESIDENT-SUMMER									
		FY 2019 SUMMER NONRESID TUIT	05	010000	370,378.00-	05	101102	05	010010	Y	
		** Decrease in SL Allocation **			370,378.00-						
05	101109	3 - PEAT									
		FY 2019 3 - PEAT TUITION	05	010000	263,948.00-	05	101109	05	010010	Y	
		** Decrease in SL Allocation **			263,948.00-						
05	101200	TUITION-RESIDENT_FALL									
		FY 2019 FALL RESID TUITION	05	010000	5,581,154.00-	05	101200	05	010010	Y	
		** Decrease in SL Allocation **			5,581,154.00-						
05	101201	TUITION-RESIDENT-SPRING									
		FY 2019 SPRING RESID TUITION	05	010000	5,269,983.00-	05	101201	05	010010	Y	
		** Decrease in SL Allocation **			5,269,983.00-						
05	101202	TUITION-RESIDENT-SUMMER									
		FY 2019 SUMMER RESID TUITION	05	010000	995,242.00-	05	101202	05	010010	Y	
		** Decrease in SL Allocation **			995,242.00-						
05	101900	TUITION EXEMPTIONS									
		FY 2019 EXEMPTIONS	05	010000	775,000.00-	05	101900	05	010010	Y	
		** Decrease in SL Allocation **			775,000.00-						
05	102100	STATE APPROPRIATIONS									
		FY 2019 STATE APPROPRIATIONS	05	010200	35,206,927.00-	05	102100	05	010010	Y	
		** Decrease in SL Allocation **			35,206,927.00-						
05	102104	BENEFITS PAID BY THE STATE									
		FY 2019 REV BENEFITS PD BY STATE	05	010200	4,885,097.00-	05	102104	05	010010	Y	
		** Decrease in SL Allocation **			4,885,097.00-						
05	102105	GIP									
		FY 2019 REV GROUP INSURANCE CONT	05	010200	5,586,928.00-	05	102105	05	010010	Y	
		** Decrease in SL Allocation **			5,586,928.00-						
05	102106	COMPREHENSIVE RESEARCH FUNDS									
		FY 2019 COMPREHENSIVE RESEARCH F	05	010205	657,667.00-	05	102106	05	010010	Y	
		** Decrease in SL Allocation **			657,667.00-						
05	102201	CENTER FOR JUVENILE JUSTICE									
		FY 2019 BUDGET ALLOCATION	05	010260	106,629.00-	05	102201	05	118585-00000	Y	
		FY 2019 BUDGET ALLOCATION	05	010260	163,727.00-	05	102201	05	118587-00000	Y	
		FY 2019 BUDGET ALLOCATION	05	010260	654,676.00-	05	102201	05	118584-00000	Y	
		FY 2019 BUDGET ALLOCATION	05	010260	436,249.00-	05	102201	05	118586-00000	Y	
		** Decrease in SL Allocation **			1,361,281.00-						

Printed on a Xerox 9700 Laser Printing System at the Computing Services Center / Texas A&M University

Form: URGB01 (02/05/85)

CC	Account	Transaction Description	--- Offset --- CC	Account	Amount	-------- Actual Entry --------- ---- From ----- CC	Account	----- To ------ CC	Account	Feed	Mand
05	102203	ADI-ACADEMIC DEVELOPMENT INITIAT									
		FY 2019 ACADEMIC DEVELOPMENT INI	05	010281	12,500,000.00-	05	102203	05	010281	Y	
		** Decrease in SL Allocation **			12,500,000.00-						
05	102206	TEXAS COLLEGE WORK STUDY									
		FY 2019 TX COLLEGE WORK STUDY	05	010200	76,354.00-	05	102206	05	010010	Y	
		** Decrease in SL Allocation **			76,354.00-						
05	102207	LICENSE PLATES									
		FY 2019 LICENSE PLATE REVENUE	05	010200	12,000.00-	05	102207	05	010010	Y	
		** Decrease in SL Allocation **			12,000.00-						
05	103610	INTEREST ON TIME DEPOSITS									
		FY 2019 INTEREST INCOME	05	010300	251,527.00-	05	103610	05	010010	Y	
		** Decrease in SL Allocation **			251,527.00-						
05	103720	LAB FEE INCOME									
		FY 2019 LAB FEE INCOME	05	010300	150,015.00-	05	103720	05	010010	Y	
		** Decrease in SL Allocation **			150,015.00-						
05	110003	AFR E&G TUITION DISCOUNTING									
		FY 2019 TUITION DISCOUNTING	05	010003	7,308,443.00-	05	110003	05	440002	N	
		** Decrease in SL Allocation **			7,308,443.00-						
05	110100	PRESIDENT'S OFFICE									
		FY 2019 BUDGET ALLOCATION	05	011000	260,046.00	05	010010	05	110100	Y	
		** Increase in SL Allocation **			260,046.00						
05	110101-10500	PROVOST									
		FY 2019 BUDGET ALLOCATION	05	011000	133,783.00	05	010010	05	110101-10500	Y	
		** Increase in SL Allocation **			133,783.00						
05	110140	INSTITUTIONAL ACCREDITATION									
		FY 2019 BUDGET ALLOCATION	05	011000	210,186.00	05	010010	05	110140	Y	
		FY 2019 BUDGET TRANSFER	05	011000	50,531.00-	05	110140	05	110508	Y	
		FY 2019 BUDGET TRANSFER	05	011000	62,155.00-	05	110140	05	110500	Y	
		** Increase in SL Allocation **			97,500.00						
05	110150	VP-ADMINISTRATION									
		FY 2019 BUDGET ALLOCATION	05	011000	392,834.00	05	010010	05	110150	Y	
		** Increase in SL Allocation **			392,834.00						
05	110151	COMPLIANCE ADLOC									
		FY 2019 BUDGET ALLOCATION	05	011000	318,846.00	05	010010	05	110151	Y	
		** Increase in SL Allocation **			318,846.00						
05	110210	STATE-BUSINESS SERVICES									
		FY 2019 BUDGET ALLOCATION	05	011000	260,541.00	05	010010	05	110210	Y	

Printed on a Xerox 9700 Laser Printing System at the Computing Services Center / Texas A&M University

Form: URGB01 (02/05/85)

CC	Account	Transaction Description	Offset CC	Offset Account	Amount	Actual Entry From CC	Actual Entry From Account	Actual Entry To CC	Actual Entry To Account	Feed	Mand
05	110210	STATE-BUSINESS SERVICES									
		FY2019 BUDGET TRANSFER	05	011000	140,541.00-	05	110210	05	110300-00000	Y	
		** Increase in SL Allocation **			120,000.00						
05	110211	INFORMATION RESOURCE									
		FY 2019 BUDGET TRANSFER	05	011000	134.00-	05	110211	05	110300-00000	Y	
		FY 2019 BUDGET ALLOCATION	05	011000	288,812.00	05	010010	05	110211	Y	
		** Increase in SL Allocation **			288,678.00						
05	110220	FINANCE ADMINISTRATION									
		FY 2019 BUDGET ALLOCATION	05	011000	853,794.00	05	010010	05	110220	Y	
		FY2019 BUDGET TRANSFER	05	011000	4,728.00	05	110300-00000	05	110220	Y	
		** Increase in SL Allocation **			858,522.00						
05	110230	PROCUREMENT & DISBURSEMENT SERV.									
		FY 2019 BUDGET ALLOCATION	05	011000	578,649.00	05	010010	05	110230	Y	
		** Increase in SL Allocation **			578,649.00						
05	110300-00000	STATE VP - BUSINESS AFFAIRS									
		FY2019 BUDGET TRANSFER	05	011000	140,541.00	05	110210	05	110300-00000	Y	
		FY 2019 BUDGET TRANSFER	05	011000	134.00	05	110211	05	110300-00000	Y	
		FY2019 BUDGET TRANSFER	05	011000	27,862.00	05	110310	05	110300-00000	Y	
		FY2019 BUDGET TRANSFER	05	011000	4,728.00-	05	110300-00000	05	110220	Y	
		FY 2019 BUDGET ALLOCATION	05	011000	381,085.00	05	010010	05	110300-00000	Y	
		** Increase in SL Allocation **			544,894.00						
05	110309	CAMPUS MASTER PLANNING & SPACE M									
		FY 2019 BUDGET ALLOCATION	05	011000	107,285.00	05	010010	05	110309	Y	
		** Increase in SL Allocation **			107,285.00						
05	110310	HUMAN RESOURCE									
		FY 2019 BUDGET ALLOCATION	05	011000	527,498.00	05	010010	05	110310	Y	
		FY2019 BUDGET TRANSFER	05	011000	27,862.00-	05	110310	05	110300-00000	Y	
		** Increase in SL Allocation **			499,636.00						
05	110400-00000	V.P. INSTITUTIONAL REL & P.S.									
		FY 2019 BUDGET ALLOCATION	05	011000	585,319.00	05	010010	05	110400-00000	Y	
		** Increase in SL Allocation **			585,319.00						
05	110403	OFFICE OF INTERNATIONAL AFFAIRS									
		FY 2019 BUDGET ALLOCATION	05	011000	175,000.00	05	010010	05	110403	Y	
		** Increase in SL Allocation **			175,000.00						
05	110500	VP - ACADEMIC AFFAIRS									
		FY 2019 BUDGET ALLOCATION	05	011000	597,857.00	05	010010	05	110500	Y	
		FY 2019 BUDGET TRANSFER	05	011000	5,150.00-	05	110500	05	110514	Y	
		FY 2019 BUDGET TRANSFER	05	011000	62,155.00	05	110140	05	110500	Y	

Printed on a Xerox 9700 Laser Printing System at the Computing Services Center / Texas A&M University

Form: URGB01 (02/05/85)

CC	Account	Transaction Description	Offset CC	Offset Account	Amount	Actual Entry From CC	Actual Entry From Account	Actual Entry To CC	Actual Entry To Account	Feed	Mand
05	110500	VP - ACADEMIC AFFAIRS									
		FY 2019 BUDGET TRANSFER	05	011000	12,650.00-	05	110500	05	110508	Y	
		** Increase in SL Allocation **			642,212.00						
05	110501-00000	CRI FACULTY									
		FY 2019 BUDGET ALLOCATION	05	011000	900,000.00	05	010010	05	110501-00000	Y	
		** Increase in SL Allocation **			900,000.00						
05	110501-12100	CRI-COLLEGE OF ARTS AND SCIENCE									
		FY 2019 BUDGET ALLOCATION	05	011000	58,667.00	05	010010	05	110501-12100	Y	
		** Increase in SL Allocation **			58,667.00						
05	110501-12330	CRI-BONNER,MARBLEY,MOBLEY MACH3									
		FY 2019 BUDGET ALLOCATION	05	011000	156,313.00	05	010010	05	110501-12330	Y	
		** Increase in SL Allocation **			156,313.00						
05	110502	QUALITY ENHANCEMENT PLAN-STATE F									
		FY 2019 BUDGET ALLOCATION	05	011000	77,584.00	05	010010	05	110502	Y	
		** Increase in SL Allocation **			77,584.00						
05	110504	COMPASS									
		FY 2019 BUDGET ALLOCATION	05	011000	125,848.00	05	010010	05	110504	Y	
		** Increase in SL Allocation **			125,848.00						
05	110508	ACADEMIC TECHNOLOGY									
		FY 2019 BUDGET ALLOCATION	05	011000	126,970.00	05	010010	05	110508	Y	
		FY 2019 BUDGET TRANSFER	05	011000	12,650.00	05	110500	05	110508	Y	
		FY 2019 BUDGET TRANSFER	05	011000	6,407.00	05	111786-20000	05	110508	Y	
		FY 2019 BUDGET TRANSFER	05	011000	50,531.00	05	110140	05	110508	Y	
		** Increase in SL Allocation **			196,558.00						
05	110514	AVP-ACADEMIC FINANCIAL AFFAIRS									
		FY 2019 BUDGET ALLOCATION	05	011000	214,513.00	05	010010	05	110514	Y	
		FY 2019 BUDGET TRANSFER	05	011000	5,150.00	05	110500	05	110514	Y	
		** Increase in SL Allocation **			219,663.00						
05	110515	ACADEMIC RESEARCH ACCOUNT									
		FY 2019 BUDGET ALLOCATION	05	011000	90,508.00	05	010010	05	110515	Y	
		** Increase in SL Allocation **			90,508.00						
05	110600-00000	OFFICE FOR STUDENT AFFAIRS									
		FY 2019 BUDGET ALLOCATION	05	011000	176,133.00	05	010010	05	110600-00000	Y	
		** Increase in SL Allocation **			176,133.00						
05	110606	ENROLLMNT/RECRUIT MANAGEMENT CEN									
		FY 2019 BUDGET ALLOCATION	05	011000	63,996.00	05	010010	05	110606	Y	
		** Increase in SL Allocation **			63,996.00						

Printed on a Xerox 9700 Laser Printing System at the Computing Services Center / Texas A&M University

Form: URGB01 (02/05/85)

CC	Account	Transaction Description	--- Offset --- CC	Account	Amount	-------- Actual Entry --------- ---- From ----- CC	Account	----- To ------ CC	Account	Feed	Mand
05	110610-00000	CAREER EDUCATION & PLACEMENT									
		FY 2019 BUDGET ALLOCATION	05	011000	200,324.00	05	010010	05	110610-00000	Y	
		** Increase in SL Allocation **			200,324.00						
05	110615	STUDENT FINANCIAL AID									
		FY 2019 BUDGET ALLOCATION	05	011000	307,876.00	05	010010	05	110615	Y	
		** Increase in SL Allocation **			307,876.00						
05	110616	UNDERGRAD. FIN. AID ADVISEMENT									
		FY 2019 BUDGET ALLOCATION	05	011000	159,800.00	05	010010	05	110616	Y	
		** Increase in SL Allocation **			159,800.00						
05	110701	KPVU									
		FY 2019 BUDGET ALLOCATION	05	011000	185,866.00	05	010010	05	110701	Y	
		** Increase in SL Allocation **			185,866.00						
05	110800	RESEARCH ADMINISTRATION									
		FY 2019 BUDGET ALLOCATION	05	011000	329,809.00	05	010010	05	110800	Y	
		** Increase in SL Allocation **			329,809.00						
05	111716	BENEFITS PAID BY STATE INSTRUCTI									
		FY 2019 BUDGET ALLOCATION	05	011000	3,176,693.00	05	010010	05	111716	Y	
		** Increase in SL Allocation **			3,176,693.00						
05	111717	BENEFITS PAID BY STATE RESEARCH									
		FY 2019 BUDGET ALLOCATION	05	011000	293,595.00	05	010010	05	111717	Y	
		** Increase in SL Allocation **			293,595.00						
05	111718	BENEFITS PAID BY STATE PUBLIC SE									
		FY 2019 BUDGET ALLOCATION	05	011000	165,399.00	05	010010	05	111718	Y	
		** Increase in SL Allocation **			165,399.00						
05	111719	BENEFITS PAID BY STATE ACAD. SUP									
		FY 2019 BUDGET ALLOCATION	05	011000	373,092.00	05	010010	05	111719	Y	
		** Increase in SL Allocation **			373,092.00						
05	111720	BENEFITS PAID BY STATE STUD. SER									
		FY 2019 BUDGET ALLOCATION	05	011000	235,898.00	05	010010	05	111720	Y	
		** Increase in SL Allocation **			235,898.00						
05	111721	BENEFITS PAID BY STATE INST. SUP									
		FY 2019 BUDGET ALLOCATION	05	011000	546,785.00	05	010010	05	111721	Y	
		** Increase in SL Allocation **			546,785.00						
05	111722	BENEFITS PAID BY STATE PLANT									
		FY 2019 BUDGET ALLOCATION	05	011000	92,604.00	05	010010	05	111722	Y	
		** Increase in SL Allocation **			92,604.00						

Printed on a Xerox 9700 Laser Printing System at the Computing Services Center / Texas A&M University

Form: URGB01 (02/05/85)

CC	Account	Transaction Description	--- Offset --- CC	Account	Amount	-------- Actual Entry --------- ---- From ----- CC	Account	----- To ------ CC	Account	Feed	Mand
05	111723	BENEFITS PAID BY STATE SCH. FELL									
		FY 2019 BUDGET ALLOCATION	05	011000	1,031.00	05	010010	05	111723	Y	
		** Increase in SL Allocation **			1,031.00						
05	111781-00000	STATE-BUDGET RESERVE CONTINUING									
		FY 2019 BUDGET ALLOCATION	05	011000	2,246,263.00	05	010010	05	111781-00000	Y	
		FY 2019 BUDGET TRANSFER	05	011000	60,547.00-	05	111781-00000	05	111781-00010	Y	
		FY 2019 BUDGET TRANSFER	05	011000	13,595.00-	05	111781-00000	05	111781-00040	Y	
		FY 2019 BUDGET TRANSFER	05	011000	18,561.00-	05	111781-00000	05	111781-00025	Y	
		FY 2019 BUDGET TRANSFER	05	011000	37,707.00-	05	111781-00000	05	111781-00015	Y	
		FY 2019 BUDGET TRANSFER	05	011000	1,810.00-	05	111781-00000	05	111781-00035	Y	
		FY 2019 BUDGET TRANSFER	05	011000	3,326.00-	05	111781-00000	05	111781-00020	Y	
		FY 2019 BUDGET TRANSFER	05	011000	29,745.00-	05	111781-00000	05	111781-00030	Y	
		FY 2019 BUDGET TRANSFER	05	011000	1,867,196.00-	05	111781-00000	05	111781-00010	Y	
		FY 2019 BUDGET TRANSFER	05	011000	158,368.00-	05	111781-00000	05	111781-00035	Y	
		FY 2019 BUDGET TRANSFER	05	011000	9,415.00-	05	111781-00000	05	111781-00020	Y	
		FY 2019 BUDGET TRANSFER	05	011000	45,993.00-	05	111781-00000	05	111781-00025	Y	
		** Decrease in SL Allocation **			0.00						
05	111781-00010	STATE-BUDGET RESERVE INSTRUCTION									
		FY 2019 BUDGET TRANSFER	05	011000	60,547.00	05	111781-00000	05	111781-00010	Y	
		FY 2019 BUDGET TRANSFER	05	011000	1,867,196.00	05	111781-00000	05	111781-00010	Y	
		** Increase in SL Allocation **			1,927,743.00						
05	111781-00015	STATE-BUDGET RESERVE RESEARCH									
		FY 2019 BUDGET TRANSFER	05	011000	37,707.00	05	111781-00000	05	111781-00015	Y	
		** Increase in SL Allocation **			37,707.00						
05	111781-00020	STATE-BUDGET RESERVE PUBLIC SERV									
		FY 2019 BUDGET TRANSFER	05	011000	9,415.00	05	111781-00000	05	111781-00020	Y	
		FY 2019 BUDGET TRANSFER	05	011000	3,326.00	05	111781-00000	05	111781-00020	Y	
		** Increase in SL Allocation **			12,741.00						
05	111781-00025	STATE-BUDGET RESERVE ACADEMIC SU									
		FY 2019 BUDGET TRANSFER	05	011000	18,561.00	05	111781-00000	05	111781-00025	Y	
		FY 2019 BUDGET TRANSFER	05	011000	45,993.00	05	111781-00000	05	111781-00025	Y	
		** Increase in SL Allocation **			64,554.00						
05	111781-00030	STATE-BUDGET RESERVE STUDENT SER									
		FY 2019 BUDGET TRANSFER	05	011000	29,745.00	05	111781-00000	05	111781-00030	Y	
		** Increase in SL Allocation **			29,745.00						
05	111781-00035	STATE-BUDGET RESERVE INSTITUTION									
		FY 2019 BUDGET TRANSFER	05	011000	158,368.00	05	111781-00000	05	111781-00035	Y	
		FY 2019 BUDGET TRANSFER	05	011000	1,810.00	05	111781-00000	05	111781-00035	Y	
		** Increase in SL Allocation **			160,178.00						

Printed on a Xerox 9700 Laser Printing System at the Computing Services Center / Texas A&M University

Form: URGB01 (02/05/85)

CC	Account	Transaction Description	--- Offset --- CC	Account	Amount	-------- Actual Entry --------- ---- From ----- CC	Account	----- To ------ CC	Account	Feed	Mand
05	111781-00040	STATE-BUDGET RESERVE OPERATION &									
		FY 2019 BUDGET TRANSFER	05	011000	13,595.00	05	111781-00000	05	111781-00040	Y	
		** Increase in SL Allocation **			13,595.00						
05	111786-10000	PROVOST SALARY SAVING - FACULTY									
		FY 2019 BUDGET TRANSFER	05	011000	145,000.00-	05	111786-10000	05	112235-00000	Y	
		FY 2019 BUDGET TRANSFER	05	011000	129,320.00-	05	111786-10000	05	112500	Y	
		FY 2019 BUDGET TRANSFER	05	011000	20,351.00-	05	111786-10000	05	112666	Y	
		FY 2019 BUDGET TRANSFER	05	011000	589,042.00	05	111793	05	111786-10000	Y	
		FY 2019 BUDGET ALLOCATION	05	011000	383,742.00	05	010010	05	111786-10000	Y	
		** Increase in SL Allocation **			678,113.00						
05	111786-20000	PROVOST SALARY SAVING - STAFF									
		FY 2019 BUDGET TRANSFER	05	011000	6,407.00-	05	111786-20000	05	110508	Y	
		FY 2019 BUDGET ALLOCATION	05	011000	132,105.00	05	010010	05	111786-20000	Y	
		** Increase in SL Allocation **			125,698.00						
05	111793	ADMINISTRATIVE REVIEW RESOURCE A									
		FY 2019 BUDGET ALLOCATION	05	011000	589,042.00	05	010010	05	111793	Y	
		FY 2019 BUDGET TRANSFER	05	011000	589,042.00-	05	111793	05	111786-10000	Y	
		** Decrease in SL Allocation **			0.00						
05	111800	E&G BEN SUB TO APS011 ACAD SUPP									
		FY 2019 BUDGET ALLOCATION	05	011000	776,042.00	05	010010	05	111800	Y	
		** Increase in SL Allocation **			776,042.00						
05	111801	E&G BEN SUB TO APS011 INST SUPP									
		FY 2019 BUDGET ALLOCATION	05	011000	1,614,422.00	05	010010	05	111801	Y	
		** Increase in SL Allocation **			1,614,422.00						
05	111802	E&G BEN SUB TO APS011 INSTRUCTIO									
		FY 2019 BUDGET ALLOCATION	05	011000	4,803,005.00	05	010010	05	111802	Y	
		** Increase in SL Allocation **			4,803,005.00						
05	111803	E&G BEN SUB TO APS011 OPER & MAI									
		FY 2019 BUDGET ALLOCATION	05	011000	223,262.00	05	010010	05	111803	Y	
		** Increase in SL Allocation **			223,262.00						
05	111804	E&G BEN SUB TO APS011 PUBLIC SER									
		FY 2019 BUDGET ALLOCATION	05	011000	327,873.00	05	010010	05	111804	Y	
		** Increase in SL Allocation **			327,873.00						
05	111805	E&G BEN SUB TO APS011 RESEARCH									
		FY 2019 BUDGET ALLOCATION	05	011000	631,242.00	05	010010	05	111805	Y	
		** Increase in SL Allocation **			631,242.00						
05	111806	E&G BEN SUB TO APS011 STUD SVC									
		FY 2019 BUDGET ALLOCATION	05	011000	557,617.00	05	010010	05	111806	Y	
		** Increase in SL Allocation **			557,617.00						

Printed on a Xerox 9700 Laser Printing System at the Computing Services Center / Texas A&M University

Form: URGB01 (02/05/85)

CC	Account	Transaction Description	Offset CC	Offset Account	Amount	Actual Entry From CC	Actual Entry From Account	Actual Entry To CC	Actual Entry To Account	Feed	Mand
05	111900	LUMP SUM - ACADEMIC SUPPORT									
		FY 2019 BUDGET ALLOCATION	05	011000	21,428.00	05	010010	05	111900	Y	
		** Increase in SL Allocation **			21,428.00						
05	111901	LUMP SUM - INSTITUTIONAL SUPPORT									
		FY 2019 BUDGET ALLOCATION	05	011000	21,428.00	05	010010	05	111901	Y	
		** Increase in SL Allocation **			21,428.00						
05	111902	LUMP SUM - INSTRUCTION									
		FY 2019 BUDGET ALLOCATION	05	011000	21,428.00	05	010010	05	111902	Y	
		** Increase in SL Allocation **			21,428.00						
05	111903	LUMP SUM - OPERATION & MAINTENEN									
		FY 2019 BUDGET ALLOCATION	05	011000	21,429.00	05	010010	05	111903	Y	
		** Increase in SL Allocation **			21,429.00						
05	111904	LUMP SUM - PUBLIC SERVICE									
		FY 2019 BUDGET ALLOCATION	05	011000	21,429.00	05	010010	05	111904	Y	
		** Increase in SL Allocation **			21,429.00						
05	111905	LUMP SUM - RESEARCH									
		FY 2019 BUDGET ALLOCATION	05	011000	21,429.00	05	010010	05	111905	Y	
		** Increase in SL Allocation **			21,429.00						
05	111906	LUMP SUM - STUDENT SERVICES									
		FY 2019 BUDGET ALLOCATION	05	011000	21,429.00	05	010010	05	111906	Y	
		** Increase in SL Allocation **			21,429.00						
05	111910	E&G BEN. NOT APS011 ACADEMIC SUP									
		FY 2019 BUDGET ALLOCATION	05	011000	80,838.00	05	010010	05	111910	Y	
		** Increase in SL Allocation **			80,838.00						
05	111911	E&G BEN. NOT APS011 INST. SUPPOR									
		FY 2019 BUDGET ALLOCATION	05	011000	283,655.00	05	010010	05	111911	Y	
		** Increase in SL Allocation **			283,655.00						
05	111912	E&G BEN. NOT APS011 INSTURCTION									
		FY 2019 BUDGET ALLOCATION	05	011000	183,488.00	05	010010	05	111912	Y	
		** Increase in SL Allocation **			183,488.00						
05	111913	E&G BEN. NOT APS011 OPER AND MAI									
		FY 2019 BUDGET ALLOCATION	05	011000	134,615.00	05	010010	05	111913	Y	
		** Increase in SL Allocation **			134,615.00						
05	111914	E&G BEN. NOT APS011 PUBLIC SVC.									
		FY 2019 BUDGET ALLOCATION	05	011000	59,022.00	05	010010	05	111914	Y	
		** Increase in SL Allocation **			59,022.00						

Printed on a Xerox 9700 Laser Printing System at the Computing Services Center / Texas A&M University

Form: URGB01 (02/05/85)

CC	Account	Transaction Description	Offset CC	Offset Account	Amount	Actual Entry From CC	Actual Entry From Account	Actual Entry To CC	Actual Entry To Account	Feed	Mand
05	111915	E&G BEN. NOT APS011 RESEARCH									
		FY 2019 BUDGET ALLOCATION	05	011000	75,985.00	05	010010	05	111915	Y	
		** Increase in SL Allocation **			75,985.00						
05	111916	E&G BEN. NOT APS011 STUDENT SVCS									
		FY 2019 BUDGET ALLOCATION	05	011000	72,375.00	05	010010	05	111916	Y	
		** Increase in SL Allocation **			72,375.00						
05	112000	COLLEGE OF ARTS SCIENCE-GRAD. IN									
		FY 2019 BUDGET ALLOCATION	05	011200	9,140.00	05	010010	05	112000	Y	
		** Increase in SL Allocation **			9,140.00						
05	112020	COLLEGE OF ENGINEERING-GRAD INCR									
		FY 2019 BUDGET ALLOCATION	05	011200	120,558.00	05	010010	05	112020	Y	
		** Increase in SL Allocation **			120,558.00						
05	112030	COLLEGE OF EDUCATION-GRAD INCRE									
		FY 2019 BUDGET ALLOCATION	05	011200	272,682.00	05	010010	05	112030	Y	
		** Increase in SL Allocation **			272,682.00						
05	112040	COLLEGE OF BUSINESS -GRAD. INCRE									
		FY 2019 BUDGET ALLOCATION	05	011200	125,352.00	05	010010	05	112040	Y	
		** Increase in SL Allocation **			125,352.00						
05	112050	COLLEGE OF ACHITECTURE-GRAD INCR									
		FY 2019 BUDGET ALLOCATION	05	011200	42,204.00	05	010010	05	112050	Y	
		** Increase in SL Allocation **			42,204.00						
05	112060	COLLEGE OF NURSING-GRAD INCRE									
		FY 2019 BUDGET ALLOCATION	05	011200	86,814.00	05	010010	05	112060	Y	
		** Increase in SL Allocation **			86,814.00						
05	112070	CAHS GRADUATE INCREMENTAL									
		FY 2019 BUDGET ALLOCATION	05	011200	47,520.00	05	010010	05	112070	Y	
		** Increase in SL Allocation **			47,520.00						
05	112090	SCHOOL OF JUVENILE JUS-GRAD INCR									
		FY 2019 BUDGET ALLOCATION	05	011200	39,836.00	05	010010	05	112090	Y	
		** Increase in SL Allocation **			39,836.00						
05	112100-00000	COLLEGE OF ARTS & SCIENCES									
		FY 2019 BUDGET ALLOCATION	05	011200	258,891.00	05	010010	05	112100-00000	Y	
		** Increase in SL Allocation **			258,891.00						
05	112110	DEPT. OF MUSIC & THEATRE									
		FY 2019 BUDGET ALLOCATION	05	011200	391,883.00	05	010010	05	112110	Y	
		** Increase in SL Allocation **			391,883.00						

Printed on a Xerox 9700 Laser Printing System at the Computing Services Center / Texas A&M University

Form: URGB01 (02/05/85)

CC	Account	Transaction Description	--- Offset --- CC	Account	Amount	-------- Actual Entry --------- ---- From ----- CC	Account	----- To ------ CC	Account	Feed	Mand
05	112115-00000	DEPT. OF BIOLOGY									
		FY 2019 BUDGET ALLOCATION	05	011200	681,381.00	05	010010	05	112115-00000	Y	
		** Increase in SL Allocation **			681,381.00						
05	112120-00000	DEPT. OF CHEMISTRY									
		FY 2019 BUDGET ALLOCATION	05	011200	811,363.00	05	010010	05	112120-00000	Y	
		** Increase in SL Allocation **			811,363.00						
05	112123-00000	LANGUAGES & COMMUNICATION									
		FY 2019 BUDGET ALLOCATION	05	011200	650,625.00	05	010010	05	112123-00000	Y	
		** Increase in SL Allocation **			650,625.00						
05	112135-00000	DEPARTMENT OF MATHEMATICS									
		FY 2019 BUDGET ALLOCATION	05	011200	850,815.00	05	010010	05	112135-00000	Y	
		** Increase in SL Allocation **			850,815.00						
05	112140-00000	DEPARTMENT OF PHYSICS									
		FY 2019 BUDGET ALLOCATION	05	011200	508,340.00	05	010010	05	112140-00000	Y	
		** Increase in SL Allocation **			508,340.00						
05	112143-00000	DIV. OF SOCIAL WORK, BEHAV.									
		FY 2019 BUDGET ALLOCATION	05	011200	1,216,762.00	05	010010	05	112143-00000	Y	
		** Increase in SL Allocation **			1,216,762.00						
05	112146-00000	SOCIAL WORK PROGRAM									
		FY 2019 BUDGET ALLOCATION	05	011200	323,602.00	05	010010	05	112146-00000	Y	
		** Increase in SL Allocation **			323,602.00						
05	112160	ARMY-ROTC									
		FY 2019 BUDGET ALLOCATION	05	011200	34,597.00	05	010010	05	112160	Y	
		** Increase in SL Allocation **			34,597.00						
05	112165	NAVY-ROTC									
		FY 2019 BUDGET ALLOCATION	05	011200	31,058.00	05	010010	05	112165	Y	
		** Increase in SL Allocation **			31,058.00						
05	112200-00000	COLLEGE OF ENGINEERING									
		FY 2019 BUDGET ALLOCATION	05	011200	622,591.00	05	010010	05	112200-00000	Y	
		** Increase in SL Allocation **			622,591.00						
05	112215-00000	DEPT. OF CHEMICAL ENGINEERING									
		FY 2019 BUDGET ALLOCATION	05	011200	665,837.00	05	010010	05	112215-00000	Y	
		** Increase in SL Allocation **			665,837.00						
05	112220-00000	DEPT OF CIVIL & ENVIRONMENTAL EN									
		FY 2019 BUDGET ALLOCATION	05	011200	551,599.00	05	010010	05	112220-00000	Y	
		** Increase in SL Allocation **			551,599.00						

Printed on a Xerox 9700 Laser Printing System at the Computing Services Center / Texas A&M University

Form: URGB01 (02/05/85)

CC	Account	Transaction Description	Offset CC	Offset Account	Amount	Actual Entry From CC	Actual Entry From Account	Actual Entry To CC	Actual Entry To Account	Feed	Mand
05	112225-00000	DEPT. OF ELEC. ENGINEERING									
		FY 2019 BUDGET ALLOCATION	05	011200	815,183.00	05	010010	05	112225-00000	Y	
		** Increase in SL Allocation **			815,183.00						
05	112235-00000	DEPT. OF MECH. ENGINEERING									
		FY 2019 BUDGET ALLOCATION	05	011200	832,027.00	05	010010	05	112235-00000	Y	
		FY 2019 BUDGET TRANSFER	05	011200	145,000.00	05	111786-10000	05	112235-00000	Y	
		** Increase in SL Allocation **			977,027.00						
05	112240-00000	DEPT. OF ENGR. TECHNOLOGY									
		FY 2019 BUDGET ALLOCATION	05	011200	567,806.00	05	010010	05	112240-00000	Y	
		** Increase in SL Allocation **			567,806.00						
05	112250-00000	DEPT. OF COMPUTER SCIENCE									
		FY 2019 BUDGET ALLOCATION	05	011200	812,444.00	05	010010	05	112250-00000	Y	
		** Increase in SL Allocation **			812,444.00						
05	112300-00000	COLLEGE OF EDUCATION									
		FY 2019 BUDGET ALLOCATION	05	011200	179,605.00	05	010010	05	112300-00000	Y	
		** Increase in SL Allocation **			179,605.00						
05	112325-00000	HEALTH AND HUMAN PERFORMANCE									
		FY 2019 BUDGET ALLOCATION	05	011200	777,651.00	05	010010	05	112325-00000	Y	
		** Increase in SL Allocation **			777,651.00						
05	112330-00000	EDUCATIONAL LEADERSHIP & COUNSEL									
		FY 2019 BUDGET ALLOCATION	05	011200	538,869.00	05	010010	05	112330-00000	Y	
		** Increase in SL Allocation **			538,869.00						
05	112335	STUDENT TEACHING & FIELD EXPERIE									
		FY 2019 BUDGET ALLOCATION	05	011200	45,000.00	05	010010	05	112335	Y	
		** Increase in SL Allocation **			45,000.00						
05	112340	TEACHER CERTIFICATION									
		FY 2019 BUDGET ALLOCATION	05	011200	57,000.00	05	010010	05	112340	Y	
		** Increase in SL Allocation **			57,000.00						
05	112400-00000	COLLEGE OF BUSINESS DEAN'S OFFIC									
		FY 2019 BUDGET ALLOCATION	05	011200	219,572.00	05	010010	05	112400-00000	Y	
		** Increase in SL Allocation **			219,572.00						
05	112405-00000	ACCOUNTING, FINANCE, & MIS									
		FY 2019 BUDGET ALLOCATION	05	011200	1,195,223.00	05	010010	05	112405-00000	Y	
		** Increase in SL Allocation **			1,195,223.00						
05	112440-00000	DEPARTMENT OF MANAGEMENT & MKTNG									
		FY 2019 BUDGET ALLOCATION	05	011200	1,017,555.00	05	010010	05	112440-00000	Y	
		** Increase in SL Allocation **			1,017,555.00						

Printed on a Xerox 9700 Laser Printing System at the Computing Services Center / Texas A&M University

Form: URGB01 (02/05/85)

CC	Account	Transaction Description	--- Offset --- CC	Account	Amount	-------- Actual Entry --------- ---- From ----- CC	Account	----- To ------ CC	Account	Feed	Mand
05	112500	NW CAMPUS - ACADEMIC SUPPORT									
		FY 2019 BUDGET ALLOCATION	05	011200	265,285.00	05	010010	05	112500	Y	
		FY 2019 BUDGET TRANSFER	05	011200	129,320.00	05	111786-10000	05	112500	Y	
		** Increase in SL Allocation **			394,605.00						
05	112501-00000	NW CAMPUS - INSTRUCTION									
		FY 2019 BUDGET TRANSFER	05	011200	88,733.00-	05	112501-00000	05	112501-12620	Y	
		FY 2019 BUDGET ALLOCATION	05	011200	88,733.00	05	010010	05	112501-00000	Y	
		** Decrease in SL Allocation **			0.00						
05	112501-12620	NW/COLLEGE OF NURSING									
		FY 2019 BUDGET TRANSFER	05	011200	88,733.00	05	112501-00000	05	112501-12620	Y	
		** Increase in SL Allocation **			88,733.00						
05	112600	COLLEGE OF NURSING									
		FY 2019 BUDGET ALLOCATION	05	011200	347,020.00	05	010010	05	112600	Y	
		** Increase in SL Allocation **			347,020.00						
05	112620-00000	DEPARTMENT OF NURSING									
		FY 2019 BUDGET ALLOCATION	05	011200	1,436,934.00	05	010010	05	112620-00000	Y	
		** Increase in SL Allocation **			1,436,934.00						
05	112650-00000	SUMMER SCHOOL SALARIES									
		FY 2019 BUDGET ALLOCATION	05	011200	881,314.00	05	010010	05	112650-00000	Y	
		** Increase in SL Allocation **			881,314.00						
05	112665	UNALLOCATED LAB									
		FY 2019 BUDGET ALLOCATION	05	011200	150,015.00	05	010010	05	112665	Y	
		** Increase in SL Allocation **			150,015.00						
05	112666	CNTR FOR TEACHING EXCL & DIST LE									
		FY 2019 BUDGET TRANSFER	05	011200	20,351.00	05	111786-10000	05	112666	Y	
		FY 2019 BUDGET ALLOCATION	05	011200	158,131.00	05	010010	05	112666	Y	
		** Increase in SL Allocation **			178,482.00						
05	112700-00000	COLLEGE OF AGR & HUMAN SCIENCE									
		FY 2019 BUDGET ALLOCATION	05	011200	152,508.00	05	010010	05	112700-00000	Y	
		** Increase in SL Allocation **			152,508.00						
05	112715-00000	DEPT- AG. NUTRITION & HUMAN ECOL									
		FY 2019 BUDGET ALLOCATION	05	011200	1,048,710.00	05	010010	05	112715-00000	Y	
		** Increase in SL Allocation **			1,048,710.00						
05	112805	DEVELOPMENTAL EDUCATION INSTRUCT									
		FY 2019 BUDGET ALLOCATION	05	011200	168,301.00	05	010010	05	112805	Y	
		** Increase in SL Allocation **			168,301.00						

Printed on a Xerox 9700 Laser Printing System at the Computing Services Center / Texas A&M University

Form: URGB01 (02/05/85)

CC	Account	Transaction Description	--- Offset --- CC	Account	Amount	-------- Actual Entry --------- ---- From ----- CC	Account	----- To ------ CC	Account	Feed	Mand
05	112810	DEVELOPMETAL EDUCATION - WRITING									
		FY 2019 BUDGET ALLOCATION	05	011200	64,279.00	05	010010	05	112810	Y	
		** Increase in SL Allocation **			64,279.00						
05	112815	DEV/ED INSTRUCTION - MATH									
		FY 2019 BUDGET ALLOCATION	05	011200	274,645.00	05	010010	05	112815	Y	
		** Increase in SL Allocation **			274,645.00						
05	112900	THE SCHOOL OF ARCHITECTURE									
		FY 2019 BUDGET ALLOCATION	05	011200	266,970.00	05	010010	05	112900	Y	
		** Increase in SL Allocation **			266,970.00						
05	112903	ARCHITECTURE PROGRAM									
		FY 2019 BUDGET ALLOCATION	05	011200	784,238.00	05	010010	05	112903	Y	
		** Increase in SL Allocation **			784,238.00						
05	112905	THE ART PROGRAM									
		FY 2019 BUDGET ALLOCATION	05	011200	276,273.00	05	010010	05	112905	Y	
		** Increase in SL Allocation **			276,273.00						
05	112907	BS CONSTRUCTION SCIENCE									
		FY 2019 BUDGET ALLOCATION	05	011200	100,016.00	05	010010	05	112907	Y	
		** Increase in SL Allocation **			100,016.00						
05	112908	ARCHITECTURE PRINTING & PLOTTING									
		FY 2019 BUDGET ALLOCATION	05	011200	22,213.00	05	010010	05	112908	Y	
		** Increase in SL Allocation **			22,213.00						
05	112952	SCHOOL OF JUVENILE JUSTICE AND P									
		FY 2019 BUDGET ALLOCATION	05	011200	483,748.00	05	010010	05	112952	Y	
		** Increase in SL Allocation **			483,748.00						
05	112953	DEPT. OF JUVENILE JUSTICE STUDIE									
		FY 2019 BUDGET ALLOCATION	05	011200	364,924.00	05	010010	05	112953	Y	
		** Increase in SL Allocation **			364,924.00						
05	112954	DEPARTMENT OF PSYCHOLOGY									
		FY 2019 BUDGET ALLOCATION	05	011200	136,958.00	05	010010	05	112954	Y	
		** Increase in SL Allocation **			136,958.00						
05	112955-00000	PSYCHOLOGY UNDERGRAD									
		FY 2019 BUDGET ALLOCATION	05	011200	156,435.00	05	010010	05	112955-00000	Y	
		** Increase in SL Allocation **			156,435.00						
05	112958	JUVENILE CRIME PREV. CENTER									
		FY 2019 BUDGET ALLOCATION	05	011200	96,252.00	05	010010	05	112958	Y	
		** Increase in SL Allocation **			96,252.00						

Printed on a Xerox 9700 Laser Printing System at the Computing Services Center / Texas A&M University

Form: URGB01 (02/05/85)

CC	Account	Transaction Description	--- Offset --- CC	Account	Amount	-------- Actual Entry --------- ---- From ----- CC	Account	----- To ------ CC	Account	Feed	Mand
05	112960	CLINICAL ADOLESCENT PSYCHOLOGY									
		FY 2019 BUDGET ALLOCATION	05	011200	423,232.00	05	010010	05	112960	Y	
		** Increase in SL Allocation **			423,232.00						
05	115217-00000	SPITEMS CARC FY 2019									
		FY 2019 BUDGET ALLOCATION	05	011520	1,210,052.00	05	010010	05	115217-00000	Y	
		FY 2019 BUDGET TRANSFER	05	011520	23,045.00-	05	115217-00000	05	115217-00401	Y	
		FY 2019 BUDGET TRANSFER	05	011520	134,440.00-	05	115217-00000	05	115217-00601	Y	
		FY 2019 BUDGET TRANSFER	05	011520	43,164.00-	05	115217-00000	05	115217-01001	Y	
		FY 2019 BUDGET TRANSFER	05	011520	137,870.00-	05	115217-00000	05	115217-00501	Y	
		FY 2019 BUDGET TRANSFER	05	011520	63,074.00-	05	115217-00000	05	115217-00301	Y	
		FY 2019 BUDGET TRANSFER	05	011520	126,864.00-	05	115217-00000	05	115217-00701	Y	
		FY 2019 BUDGET TRANSFER	05	011520	133,279.00-	05	115217-00000	05	115217-00801	Y	
		FY 2019 BUDGET TRANSFER	05	011520	178,768.00-	05	115217-00000	05	115217-00201	Y	
		FY 2019 BUDGET TRANSFER	05	011520	29,741.00-	05	115217-00000	05	115217-00101	Y	
		FY 2019 BUDGET TRANSFER	05	011520	339,807.00-	05	115217-00000	05	115217-00001	Y	
		** Decrease in SL Allocation **			0.00						
05	115217-00001	SPITEMS CARC ADMINISTRATION FY 2									
		FY 2019 BUDGET TRANSFER	05	011520	339,807.00	05	115217-00000	05	115217-00001	Y	
		** Increase in SL Allocation **			339,807.00						
05	115217-00101	SPITEMS CARC MKTG COMM PLAN & IT									
		FY 2019 BUDGET TRANSFER	05	011520	29,741.00	05	115217-00000	05	115217-00101	Y	
		** Increase in SL Allocation **			29,741.00						
05	115217-00201	SPITEMS CARC ANIMAL RESEARCH FY2									
		FY 2019 BUDGET TRANSFER	05	011520	178,768.00	05	115217-00000	05	115217-00201	Y	
		** Increase in SL Allocation **			178,768.00						
05	115217-00301	SPITEMS CARC INT'L GOAT RES. FY2									
		FY 2019 BUDGET TRANSFER	05	011520	63,074.00	05	115217-00000	05	115217-00301	Y	
		** Increase in SL Allocation **			63,074.00						
05	115217-00401	SPITEMS CARC POULTRY CENTER FY 2									
		FY 2019 BUDGET TRANSFER	05	011520	23,045.00	05	115217-00000	05	115217-00401	Y	
		** Increase in SL Allocation **			23,045.00						
05	115217-00501	SPITEMS CARC FOOD SYS. RES. FY 2									
		FY 2019 BUDGET TRANSFER	05	011520	137,870.00	05	115217-00000	05	115217-00501	Y	
		** Increase in SL Allocation **			137,870.00						
05	115217-00601	SPITEMS CARC PLANT SYSTEMS FY 20									
		FY 2019 BUDGET TRANSFER	05	011520	134,440.00	05	115217-00000	05	115217-00601	Y	
		** Increase in SL Allocation **			134,440.00						
05	115217-00701	SPITEMS CARC NAT RES & ENV FY 20									
		FY 2019 BUDGET TRANSFER	05	011520	126,864.00	05	115217-00000	05	115217-00701	Y	
		** Increase in SL Allocation **			126,864.00						

Printed on a Xerox 9700 Laser Printing System at the Computing Services Center / Texas A&M University

Form: URGB01 (02/05/85)

CC	Account	Transaction Description	--- Offset --- CC	Account	Amount	-------- Actual Entry --------- ---- From ----- CC	Account	----- To ------ CC	Account	Feed	Mand
05	115217-00801	SPITEMS CARC FARM OPERATION FY 2									
		FY 2019 BUDGET TRANSFER	05	011520	133,279.00	05	115217-00000	05	115217-00801	Y	
		** Increase in SL Allocation **			133,279.00						
05	115217-01001	SPITEMS CARC SOC SYS & ALL RES F									
		FY 2019 BUDGET TRANSFER	05	011520	43,164.00	05	115217-00000	05	115217-01001	Y	
		** Increase in SL Allocation **			43,164.00						
05	115800-00000	COMPREHENSIVE RESEARCH FUND									
		FY 2019 BUDGET TRANSFER	05	011501	87,997.00-	05	115800-00000	05	115800-00001	Y	
		FY 2019 BUDGET ALLOCATION	05	011501	226,666.00	05	010010	05	115800-00000	Y	
		** Increase in SL Allocation **			138,669.00						
05	115800-00001	CRF ADMINISTRATION									
		FY 2019 BUDGET ALLOCATION	05	011501	119,987.00	05	010010	05	115800-00001	Y	
		FY 2019 BUDGET TRANSFER	05	011501	87,997.00	05	115800-00000	05	115800-00001	Y	
		** Increase in SL Allocation **			207,984.00						
05	115801	COMPREHENSIVE RESEARCH DEVELOPME									
		FY 2019 BUDGET ALLOCATION	05	011501	311,013.00	05	010010	05	115801	Y	
		** Increase in SL Allocation **			311,013.00						
05	116122-00000	SPITEMS CEP ADM. FY2019									
		FY 2019 BUDGET TRANSFER	05	011600	140,075.00-	05	116122-00000	05	116122-19001	Y	
		FY 2019 BUDGET TRANSFER	05	011600	103,507.00-	05	116122-00000	05	116122-19301	Y	
		FY 2019 BUDGET TRANSFER	05	011600	134,686.00-	05	116122-00000	05	116122-19401	Y	
		FY 2019 BUDGET TRANSFER	05	011600	54,136.00-	05	116122-00000	05	116122-19501	Y	
		FY 2019 BUDGET TRANSFER	05	011600	375,766.00-	05	116122-00000	05	116122-19201	Y	
		FY 2019 BUDGET TRANSFER	05	011600	115,677.00-	05	116122-00000	05	116122-19101	Y	
		FY 2019 BUDGET ALLOCATION	05	011600	923,847.00	05	010010	05	116122-00000	Y	
		** Decrease in SL Allocation **			0.00						
05	116122-19001	SPITEMS CEP ADMINISTRATION FY 20									
		FY 2019 BUDGET TRANSFER	05	011600	140,075.00	05	116122-00000	05	116122-19001	Y	
		** Increase in SL Allocation **			140,075.00						
05	116122-19101	SPITEMS CEP MKTG COMM PLNG & IT									
		FY 2019 BUDGET TRANSFER	05	011600	115,677.00	05	116122-00000	05	116122-19101	Y	
		** Increase in SL Allocation **			115,677.00						
05	116122-19201	SPITEMS CEP FAM & CON SCI FY 201									
		FY 2019 BUDGET TRANSFER	05	011600	375,766.00	05	116122-00000	05	116122-19201	Y	
		** Increase in SL Allocation **			375,766.00						
05	116122-19301	SPITEMS CEP AGRI NAT RES FY 2019									
		FY 2019 BUDGET TRANSFER	05	011600	103,507.00	05	116122-00000	05	116122-19301	Y	
		** Increase in SL Allocation **			103,507.00						

Printed on a Xerox 9700 Laser Printing System at the Computing Services Center / Texas A&M University

Form: URGB01 (02/05/85)

CC	Account	Transaction Description	Offset CC	Offset Account	Amount	Actual Entry From CC	Actual Entry From Account	Actual Entry To CC	Actual Entry To Account	Feed	Mand
05	116122-19401	SPITEMS CEP 4H & YOUTH DEV. FY 2									
		FY 2019 BUDGET TRANSFER	05	011600	134,686.00	05	116122-00000	05	116122-19401	Y	
		** Increase in SL Allocation **			134,686.00						
05	116122-19501	SPITEMS CEP COMM & ECON DEV FY 2									
		FY 2019 BUDGET TRANSFER	05	011600	54,136.00	05	116122-00000	05	116122-19501	Y	
		** Increase in SL Allocation **			54,136.00						
05	117110-00000	UNIVERSITY POLICE									
		FY 2019 BUDGET ALLOCATION	05	011700	815,038.00	05	010010	05	117110-00000	Y	
		** Increase in SL Allocation **			815,038.00						
05	117120-00000	ENVIRONMENTAL HEALTH & SAFETY									
		FY 2019 BUDGET ALLOCATION	05	011700	193,837.00	05	010010	05	117120-00000	Y	
		** Increase in SL Allocation **			193,837.00						
05	118001	STUDENT NURSE STIPENDS									
		FY 2019 BUDGET ALLOCATION	05	011800	75,838.00	05	010010	05	118001	Y	
		** Increase in SL Allocation **			75,838.00						
05	118002-00000	COUNSELING SERVICES									
		FY 2019 BUDGET ALLOCATION	05	011800	103,655.00	05	010010	05	118002-00000	Y	
		** Increase in SL Allocation **			103,655.00						
05	118006	STATE COLLEGE WORK STUDY									
		FY 2019 BUDGET ALLOCATION	05	011800	76,354.00	05	010010	05	118006	Y	
		** Increase in SL Allocation **			76,354.00						
05	118029-00000	UNIVERSITY REALIGNMENT									
		FY 2019 BUDGET ALLOCATION	05	011800	33,269.00	05	010010	05	118029-00000	Y	
		** Increase in SL Allocation **			33,269.00						
05	118071	COMMUNITY DEVELOPMENT									
		FY 2019 BUDGET ALLOCATION	05	011800	132,719.00	05	010010	05	118071	Y	
		** Increase in SL Allocation **			132,719.00						
05	118098	HONORS PROGRAM-SCHOLARSHIPS									
		FY 2019 BUDGET ALLOCATION	05	011800	27,007.00	05	010010	05	118098	Y	
		** Increase in SL Allocation **			27,007.00						
05	118217	LICENSE PLATES FUNDS APPN 20802									
		FY 2019 BUDGET ALLOCATION	05	011800	12,000.00	05	010010	05	118217	Y	
		** Increase in SL Allocation **			12,000.00						
05	118584-00000	GR/D JUVENILE CRIME PREV. CENTE									
		FY 2019 BUDGET ALLOCATION	05	011850	654,676.00	05	102201	05	118584-00000	Y	
		** Increase in SL Allocation **			654,676.00						

Printed on a Xerox 9700 Laser Printing System at the Computing Services Center / Texas A&M University

Form: URGB01 (02/05/85)

CC	Account	Transaction Description	--- Offset --- CC	Account	Amount	-------- Actual Entry --------- ---- From ----- CC	Account	----- To ------ CC	Account	Feed	Mand
05	118585-00000	GR/D COLLEGE OF JUVENILE JUSTICE									
		FY 2019 BUDGET ALLOCATION	05	011850	106,629.00	05	102201	05	118585-00000	Y	
		** Increase in SL Allocation **			106,629.00						
05	118586-00000	GR/D DEPT OF JUSTICE STUDIES									
		FY 2019 BUDGET ALLOCATION	05	011850	436,249.00	05	102201	05	118586-00000	Y	
		** Increase in SL Allocation **			436,249.00						
05	118587-00000	GR/D DEPT OF PSYCHOLOGY									
		FY 2019 BUDGET ALLOCATION	05	011850	163,727.00	05	102201	05	118587-00000	Y	
		** Increase in SL Allocation **			163,727.00						
05	118905	TUITION REMISSIONS AND EXEMPTION									
		FY 2019 BUDGET ALLOCATION	05	011800	775,000.00	05	010010	05	118905	Y	
		** Increase in SL Allocation **			775,000.00						
05	170202	ADI-HONORS COLLEGE									
		FY 2019 BUDGET ALLOCATION	05	017001	263,465.00	05	010281	05	170202	Y	
		** Increase in SL Allocation **			263,465.00						
05	170304	ADI-ASSESSMENT									
		FY 2019 BUDGET ALLOCATION	05	017001	28,274.00	05	010281	05	170304	Y	
		** Increase in SL Allocation **			28,274.00						
05	170501	ADI-LICENSURE IMPROVEMENT									
		FY 2019 BUDGET ALLOCATION	05	017001	50,000.00	05	010281	05	170501	Y	
		** Increase in SL Allocation **			50,000.00						
05	170607	ADI-ENROLLMENT MANAGEMENT									
		FY 2019 BUDGET ALLOCATION	05	017001	509,998.00	05	010281	05	170607	Y	
		** Increase in SL Allocation **			509,998.00						
05	170625	ADI-DEVELOPMENTAL/REMEDIAL EDUCA									
		FY 2019 BUDGET ALLOCATION	05	017001	53,966.00	05	010281	05	170625	Y	
		FY 2019 BUDGET TRANSFER	05	017001	32,936.00	05	171786-10000	05	170625	Y	
		** Increase in SL Allocation **			86,902.00						
05	170630	ADI-GRADUATE SCHOOL									
		FY 2019 BUDGET ALLOCATION	05	017001	108,482.00	05	010281	05	170630	Y	
		FY 2019 BUDGET TRANSFER	05	017001	18,189.00	05	171786-10000	05	170630	Y	
		** Increase in SL Allocation **			126,671.00						
05	170640	ADI-ACADEMIC ADVISORY									
		FY 2019 BUDGET ALLOCATION	05	017001	305,550.00	05	010281	05	170640	Y	
		** Increase in SL Allocation **			305,550.00						
05	171301	ADI-SUMMER INITIATIVE PROGRAM									
		FY 2019 BUDGET ALLOCATION	05	017001	400,000.00	05	010281	05	171301	Y	
		** Increase in SL Allocation **			400,000.00						

Printed on a Xerox 9700 Laser Printing System at the Computing Services Center / Texas A&M University

Form: URGB01 (02/05/85)

CC	Account	Transaction Description	Offset CC	Offset Account	Amount	Actual Entry From CC	Actual Entry From Account	Actual Entry To CC	Actual Entry To Account	Feed	Mand
05	171781-00000	ADI-RESERVE FOR SALARY INCREASES									
		FY 2019 BUDGET ALLOCATION	05	017001	1,172,724.00	05	010281	05	171781-00000	Y	
		FY 2019 BUDGET TRANSFER	05	017001	27,991.00-	05	171781-00000	05	171781-00025	Y	
		FY 2019 BUDGET TRANSFER	05	017001	1,097,681.00-	05	171781-00000	05	171781-00010	Y	
		FY 2019 BUDGET TRANSFER	05	017001	47,052.00-	05	171781-00000	05	171781-00030	Y	
		** Decrease in SL Allocation **			0.00						
05	171781-00010	ADI-RESERVE INSTRUCTION									
		FY 2019 BUDGET TRANSFER	05	017001	1,097,681.00	05	171781-00000	05	171781-00010	Y	
		** Increase in SL Allocation **			1,097,681.00						
05	171781-00025	ADI-RESERVE ACADEMIC SUPPORT									
		FY 2019 BUDGET TRANSFER	05	017001	27,991.00	05	171781-00000	05	171781-00025	Y	
		** Increase in SL Allocation **			27,991.00						
05	171781-00030	ADI-RESERVE STUDENT SERVICE									
		FY 2019 BUDGET TRANSFER	05	017001	47,052.00	05	171781-00000	05	171781-00030	Y	
		** Increase in SL Allocation **			47,052.00						
05	171786-00000	ADI-PROVOST SALARY SAVINGS									
		FY 2019 BUDGET TRANSFER	05	017001	28,241.00-	05	171786-00000	05	171786-20000	Y	
		FY 2019 BUDGET TRANSFER	05	017001	469,754.00-	05	171786-00000	05	171786-10000	Y	
		FY 2019 BUDGET ALLOCATION	05	017001	497,995.00	05	010281	05	171786-00000	Y	
		** Decrease in SL Allocation **			0.00						
05	171786-10000	ADI-PROVOST SALARY SAVING - FACU									
		FY 2019 BUDGET TRANSFER	05	017001	18,189.00-	05	171786-10000	05	170630	Y	
		FY 2019 BUDGET TRANSFER	05	017001	32,936.00-	05	171786-10000	05	170625	Y	
		FY 2019 BUDGET TRANSFER	05	017001	469,754.00	05	171786-00000	05	171786-10000	Y	
		** Increase in SL Allocation **			418,629.00						
05	171786-20000	ADI-PROVOST SALARY SAVING - STAF									
		FY 2019 BUDGET TRANSFER	05	017001	28,241.00	05	171786-00000	05	171786-20000	Y	
		** Increase in SL Allocation **			28,241.00						
05	172135	ADI-MATHEMATICS									
		FY 2019 BUDGET ALLOCATION	05	017001	359,931.00	05	010281	05	172135	Y	
		** Increase in SL Allocation **			359,931.00						
05	172170-00000	ADI-MEDICAL ACADEMY ADLOC									
		FY 2019 BUDGET ALLOCATION	05	017001	1,188,844.00	05	010281	05	172170-00000	Y	
		** Increase in SL Allocation **			1,188,844.00						
05	172225	ADI-ELECTRICAL ENGINEERING									
		FY 2019 BUDGET ALLOCATION	05	017001	918,868.00	05	010281	05	172225	Y	
		** Increase in SL Allocation **			918,868.00						

Printed on a Xerox 9700 Laser Printing System at the Computing Services Center / Texas A&M University

Form: URGB01 (02/05/85)

CC	Account	Transaction Description	Offset CC	Offset Account	Amount	Actual Entry From CC	Actual Entry From Account	Actual Entry To CC	Actual Entry To Account	Feed	Mand
05	172315	ADI-CURRICULUM AND INSTRUCTION									
		FY 2019 BUDGET ALLOCATION	05	017001	446,404.00	05	010281	05	172315	Y	
		** Increase in SL Allocation **			446,404.00						
05	172330	ADI-EDUCATIONAL LEADERSHIP & COU									
		FY 2019 BUDGET ALLOCATION	05	017001	634,556.00	05	010281	05	172330	Y	
		** Increase in SL Allocation **			634,556.00						
05	172331	ADI-EDUCATOR PREPARATION									
		FY 2019 BUDGET ALLOCATION	05	017001	245,407.00	05	010281	05	172331	Y	
		** Increase in SL Allocation **			245,407.00						
05	172400-00000	ADI-COLLEGE OF BUSINESS									
		FY 2019 BUDGET ALLOCATION	05	017001	203,764.00	05	010281	05	172400-00000	Y	
		** Increase in SL Allocation **			203,764.00						
05	172405-00000	ADI-ACCOUNTING, FINANCE, AND MI									
		FY 2019 BUDGET ALLOCATION	05	017001	316,728.00	05	010281	05	172405-00000	Y	
		** Increase in SL Allocation **			316,728.00						
05	172406-00000	ADI-MS-ACCOUNTING									
		FY 2019 BUDGET ALLOCATION	05	017001	266,875.00	05	010281	05	172406-00000	Y	
		** Increase in SL Allocation **			266,875.00						
05	172440	ADI-MANAGEMENT AND MARKETING									
		FY 2019 BUDGET ALLOCATION	05	017001	288,312.00	05	010281	05	172440	Y	
		** Increase in SL Allocation **			288,312.00						
05	172620-00000	ADI-NURSING									
		FY 2019 BUDGET ALLOCATION	05	017001	1,637,634.00	05	010281	05	172620-00000	Y	
		** Increase in SL Allocation **			1,637,634.00						
05	172650-00000	ADI-SUMMER SCHOOL SALARY									
		FY 2019 BUDGET ALLOCATION	05	017001	500,000.00	05	010281	05	172650-00000	Y	
		** Increase in SL Allocation **			500,000.00						
05	172904	ADI-COMMUNITY DEVELOPMENT									
		FY 2019 BUDGET ALLOCATION	05	017001	163,768.00	05	010281	05	172904	Y	
		** Increase in SL Allocation **			163,768.00						
05	172907-00000	ADI-CONSTRUCTION SCIENCE									
		FY 2019 BUDGET ALLOCATION	05	017001	247,311.00	05	010281	05	172907-00000	Y	
		** Increase in SL Allocation **			247,311.00						
05	178011	ADI-ENGAGEMENT & STUDENT SUCCESS									
		FY 2019 BUDGET ALLOCATION	05	017001	97,796.00	05	010281	05	178011	Y	
		** Increase in SL Allocation **			97,796.00						

Printed on a Xerox 9700 Laser Printing System at the Computing Services Center / Texas A&M University

Form: URGB01 (02/05/85)

CC	Account	Transaction Description	Offset CC	Offset Account	Amount	Actual Entry From CC	Actual Entry From Account	Actual Entry To CC	Actual Entry To Account	Feed	Mand
05	178013-00000	ADI-ACADEMIC ADVISORS									
		FY 2019 BUDGET ALLOCATION	05	017001	500,000.00	05	010281	05	178013-00000	Y	
		FY 2019 BUDGET TRANSFER	05	017001	40,000.00-	05	178013-00000	05	178013-12100	Y	
		FY 2019 BUDGET TRANSFER	05	017001	50,001.00-	05	178013-00000	05	178013-12620	Y	
		FY 2019 BUDGET TRANSFER	05	017001	40,000.00-	05	178013-00000	05	178013-12700	Y	
		FY 2019 BUDGET TRANSFER	05	017001	50,001.00-	05	178013-00000	05	178013-12200	Y	
		FY 2019 BUDGET TRANSFER	05	017001	45,000.00-	05	178013-00000	05	178013-12400	Y	
		FY 2019 BUDGET TRANSFER	05	017001	80,000.00-	05	178013-00000	05	178013-12952	Y	
		FY 2019 BUDGET TRANSFER	05	017001	40,000.00-	05	178013-00000	05	178013-12300	Y	
		** Increase in SL Allocation **			154,998.00						
05	178013-12100	ADI ADVISORS ARTS AND SCIENCES									
		FY 2019 BUDGET TRANSFER	05	017001	40,000.00	05	178013-00000	05	178013-12100	Y	
		** Increase in SL Allocation **			40,000.00						
05	178013-12200	ADI ADVISORS ENGINEERING									
		FY 2019 BUDGET TRANSFER	05	017001	50,001.00	05	178013-00000	05	178013-12200	Y	
		** Increase in SL Allocation **			50,001.00						
05	178013-12300	ADI ADVISORS EDUCATION									
		FY 2019 BUDGET TRANSFER	05	017001	40,000.00	05	178013-00000	05	178013-12300	Y	
		** Increase in SL Allocation **			40,000.00						
05	178013-12400	ADI ADVISORS BUSINESS									
		FY 2019 BUDGET TRANSFER	05	017001	45,000.00	05	178013-00000	05	178013-12400	Y	
		** Increase in SL Allocation **			45,000.00						
05	178013-12620	ADI ADVISORS NURSING									
		FY 2019 BUDGET TRANSFER	05	017001	50,001.00	05	178013-00000	05	178013-12620	Y	
		** Increase in SL Allocation **			50,001.00						
05	178013-12700	ADI ADVISORS AG AND HUMAN SCIENC									
		FY 2019 BUDGET TRANSFER	05	017001	40,000.00	05	178013-00000	05	178013-12700	Y	
		** Increase in SL Allocation **			40,000.00						
05	178013-12952	ADI ADVISORS JUVENILE JUSTICE &									
		FY 2019 BUDGET TRANSFER	05	017001	80,000.00	05	178013-00000	05	178013-12952	Y	
		** Increase in SL Allocation **			80,000.00						
05	178027-00000	ADI-AESS STAFF									
		FY 2019 BUDGET TRANSFER	05	017001	479,044.00-	05	178027-00000	05	178027-10000	Y	
		FY 2019 BUDGET ALLOCATION	05	017001	479,044.00	05	010281	05	178027-00000	Y	
		** Decrease in SL Allocation **			0.00						
05	178027-10000	ADI-EDUCATIONAL ASSESSMENT-SALAR									
		FY 2019 BUDGET TRANSFER	05	017001	479,044.00	05	178027-00000	05	178027-10000	Y	
		** Increase in SL Allocation **			479,044.00						

Printed on a Xerox 9700 Laser Printing System at the Computing Services Center / Texas A&M University

Form: URGB01 (02/05/85)

CC	Account	Transaction Description	--- Offset --- CC	Account	Amount	-------- Actual Entry --------- ---- From ----- CC	Account	----- To ------ CC	Account	Feed	Mand
05	178028-00000	ADI-AESS									
		FY 2019 BUDGET TRANSFER	05	017001	518,324.00-	05	178028-00000	05	178028-10000	Y	
		FY 2019 BUDGET TRANSFER	05	017001	5,000.00-	05	178028-00000	05	178028-20000	Y	
		FY 2019 BUDGET ALLOCATION	05	017001	614,304.00	05	010281	05	178028-00000	Y	
		FY 2019 BUDGET TRANSFER	05	017001	90,980.00-	05	178028-00000	05	178028-30000	Y	
		** Decrease in SL Allocation **			0.00						
05	178028-10000	ADI-UC STUDENT LIFE									
		FY 2019 BUDGET TRANSFER	05	017001	518,324.00	05	178028-00000	05	178028-10000	Y	
		** Increase in SL Allocation **			518,324.00						
05	178028-20000	ADI-UC FRESHMAN FINANCIAL AID									
		FY 2019 BUDGET TRANSFER	05	017001	5,000.00	05	178028-00000	05	178028-20000	Y	
		** Increase in SL Allocation **			5,000.00						
05	178028-30000	ADI-UC COMMUNITY POLICE									
		FY 2019 BUDGET TRANSFER	05	017001	90,980.00	05	178028-00000	05	178028-30000	Y	
		** Increase in SL Allocation **			90,980.00						
05	180101-10500	ACADEMIC AFFAIRS									
		FY 2019 BUDGET ALLOCATION	05	018000	153,932.00	05	018000	05	180101-10500	Y	
		** Increase in SL Allocation **			153,932.00						
05	180151	AUF-COMPLIANCE									
		FY 2019 BUDGET ALLOCATION	05	018000	194,387.00	05	018000	05	180151	Y	
		FY 2019 BUDGET TRANSFER	05	018000	3,415.00	05	180300	05	180151	Y	
		** Increase in SL Allocation **			197,802.00						
05	180152	VP-ADMINISTRATION EEO OFFICE									
		FY 2019 BUDGET ALLOCATION	05	018000	79,567.00	05	018000	05	180152	Y	
		** Increase in SL Allocation **			79,567.00						
05	180300	AUF - VPBA									
		FY 2019 BUDGET TRANSFER	05	018000	3,415.00-	05	180300	05	180151	Y	
		FY 2019 BUDGET ALLOCATION	05	018000	279,058.00	05	018000	05	180300	Y	
		** Increase in SL Allocation **			275,643.00						
05	180305-00001	DEFERRED MAINTENANCE FOR CLASSRO									
		FY 2019 BUDGET ALLOCATION	05	018000	1,000,000.00	05	018000	05	180305-00001	Y	
		** Increase in SL Allocation **			1,000,000.00						
05	180310	HUMAN RESOURCES									
		FY 2019 BUDGET ALLOCATION	05	018000	62,000.00	05	018000	05	180310	Y	
		** Increase in SL Allocation **			62,000.00						
05	180400-00000	AUF VP STUD. AFFAIRS & INST. REL									
		FY 2019 BUDGET ALLOCATION	05	018000	73,114.00	05	018000	05	180400-00000	Y	
		** Increase in SL Allocation **			73,114.00						

Printed on a Xerox 9700 Laser Printing System at the Computing Services Center / Texas A&M University

Form: URGB01 (02/05/85)

CC	Account	Transaction Description	Offset CC	Offset Account	Amount	Actual Entry From CC	Actual Entry From Account	Actual Entry To CC	Actual Entry To Account	Feed	Mand
05	180500-00000	AUF VP ACADEMIC AFFAIRS									
		FY 2019 BUDGET ALLOCATION	05	018000	224,404.00	05	018000	05	180500-00000	Y	
		FY 2019 BUDGET TRANSFER	05	018000	44,602.00	05	188786-10000	05	180500-00000	Y	
		** Increase in SL Allocation **			269,006.00						
05	180502	AUF STUDENT ENROLLMENT MANAGEMEN									
		FY 2019 BUDGET ALLOCATION	05	018000	321,686.00	05	018000	05	180502	Y	
		** Increase in SL Allocation **			321,686.00						
05	180505	AUF INSTITUTIONAL RESEARCH									
		FY 2019 BUDGET ALLOCATION	05	018000	452,554.00	05	018000	05	180505	Y	
		** Increase in SL Allocation **			452,554.00						
05	180550	AUF FACULTY DEVELOPMENT INITIATI									
		FY 2019 BUDGET ALLOCATION	05	018000	227,630.00	05	018000	05	180550	Y	
		** Increase in SL Allocation **			227,630.00						
05	180553	FACULTY SUPPORT									
		FY 2019 BUDGET ALLOCATION	05	018000	3,000,000.00	05	018000	05	180553	Y	
		** Increase in SL Allocation **			3,000,000.00						
05	180605	AUF OFFICE OF THE REGISTRAR ADLO									
		FY 2019 BUDGET ALLOCATION	05	018000	387,879.00	05	018000	05	180605	Y	
		** Increase in SL Allocation **			387,879.00						
05	180615	AUF STUDENT FINANCIAL AID									
		FY 2019 BUDGET ALLOCATION	05	018000	592,226.00	05	018000	05	180615	Y	
		** Increase in SL Allocation **			592,226.00						
05	180630-00000	AUF GRADUATE SCHOOL									
		FY 2019 BUDGET ALLOCATION	05	018000	36,460.00	05	018000	05	180630-00000	Y	
		** Increase in SL Allocation **			36,460.00						
05	180635	CEES ADMINISTRATIVE SUPPORT									
		FY 2019 BUDGET ALLOCATION	05	018000	41,004.00	05	018000	05	180635	Y	
		** Increase in SL Allocation **			41,004.00						
05	180800	AUF RESEARCH AND DEVELOPMENT									
		FY 2019 BUDGET ALLOCATION	05	018000	517,374.00	05	018000	05	180800	Y	
		** Increase in SL Allocation **			517,374.00						
05	180801	AUF COMPREHENSIVE RESEARCH FUND									
		FY 2019 BUDGET ALLOCATION	05	018000	88,038.00	05	018000	05	180801	Y	
		** Increase in SL Allocation **			88,038.00						
05	180803	AUF COMPREHENSIVE RESEARCH DEVEL									
		FY 2019 BUDGET ALLOCATION	05	018000	78,987.00	05	018000	05	180803	Y	
		** Increase in SL Allocation **			78,987.00						

Printed on a Xerox 9700 Laser Printing System at the Computing Services Center / Texas A&M University

Form: URGB01 (02/05/85)

CC	Account	Transaction Description	--- Offset --- CC	Account	Amount	-------- Actual Entry --------- ---- From ----- CC	Account	----- To ------ CC	Account	Feed	Mand
05	181300-00000	AUF INFO TECHNOLOGY SERVICES									
		FY 2019 BUDGET ALLOCATION	05	018000	2,901,791.00	05	018000	05	181300-00000	Y	
		** Increase in SL Allocation **			2,901,791.00						
05	181305	INFORMATION RESOURCE ISO									
		FY 2019 BUDGET ALLOCATION	05	018000	48,818.00	05	018000	05	181305	Y	
		** Increase in SL Allocation **			48,818.00						
05	181350	AUF CAMPUS MAIL									
		FY 2019 BUDGET ALLOCATION	05	018000	114,620.00	05	018000	05	181350	Y	
		** Increase in SL Allocation **			114,620.00						
05	181351	AUF SWITCHBOARD OPERATIONS									
		FY 2019 BUDGET ALLOCATION	05	018000	26,273.00	05	018000	05	181351	Y	
		** Increase in SL Allocation **			26,273.00						
05	181400	AUF DEVELOPMENT OFFICE									
		FY 2019 BUDGET ALLOCATION	05	018000	339,559.00	05	018000	05	181400	Y	
		** Increase in SL Allocation **			339,559.00						
05	181800	AUF BENEFITS ACADEMIC SUPPORT									
		FY 2019 BUDGET ALLOCATION	05	018000	129,733.00	05	018000	05	181800	Y	
		** Increase in SL Allocation **			129,733.00						
05	181801	AUF BENEFITS INSTITUTIONAL SUPPO									
		FY 2019 BUDGET ALLOCATION	05	018000	642,103.00	05	018000	05	181801	Y	
		** Increase in SL Allocation **			642,103.00						
05	181802	AUF BENEFITS INSTURCTION									
		FY 2019 BUDGET ALLOCATION	05	018000	452,128.00	05	018000	05	181802	Y	
		** Increase in SL Allocation **			452,128.00						
05	181803	AUF BENEFITS OPERATION & MAINT.									
		FY 2019 BUDGET ALLOCATION	05	018000	25,191.00	05	018000	05	181803	Y	
		** Increase in SL Allocation **			25,191.00						
05	181804	AUF BENEFITS PUBLIC SERVICES									
		FY 2019 BUDGET ALLOCATION	05	018000	500.00	05	018000	05	181804	Y	
		** Increase in SL Allocation **			500.00						
05	181805	AUF BENEFITS RESEARCH									
		FY 2019 BUDGET ALLOCATION	05	018000	45,328.00	05	018000	05	181805	Y	
		** Increase in SL Allocation **			45,328.00						
05	181806	AUF BENEFITS STUDENT SERVICES									
		FY 2019 BUDGET ALLOCATION	05	018000	463,590.00	05	018000	05	181806	Y	
		** Increase in SL Allocation **			463,590.00						

Printed on a Xerox 9700 Laser Printing System at the Computing Services Center / Texas A&M University

Form: URGB01 (02/05/85)

CC	Account	Transaction Description	--- Offset --- CC	Account	Amount	-------- Actual Entry --------- ---- From ----- CC	Account	----- To ------ CC	Account	Feed	Mand
05	181900	AUF LUMP SUM - ACADEMIC SUPPORT									
		FY 2019 BUDGET ALLOCATION	05	018000	14,285.00	05	018000	05	181900	Y	
		** Increase in SL Allocation **			14,285.00						
05	181901	AUF LUMP SUM - INSTITUTIONAL SUP									
		FY 2019 BUDGET ALLOCATION	05	018000	14,285.00	05	018000	05	181901	Y	
		** Increase in SL Allocation **			14,285.00						
05	181902	AUF LUMP SUM - INSTRUCTION									
		FY 2019 BUDGET ALLOCATION	05	018000	14,285.00	05	018000	05	181902	Y	
		** Increase in SL Allocation **			14,285.00						
05	181903	AUF LUMP SUM - OPERATION & MAIN.									
		FY 2019 BUDGET ALLOCATION	05	018000	14,285.00	05	018000	05	181903	Y	
		** Increase in SL Allocation **			14,285.00						
05	181904	AUF LUMP SUM - PUBLIC SERVICE									
		FY 2019 BUDGET ALLOCATION	05	018000	14,285.00	05	018000	05	181904	Y	
		** Increase in SL Allocation **			14,285.00						
05	181905	AUF LUMP SUM - RESEARCH									
		FY 2019 BUDGET ALLOCATION	05	018000	14,285.00	05	018000	05	181905	Y	
		** Increase in SL Allocation **			14,285.00						
05	181906	AUF LUMP SUM - STUDENT SERVICES									
		FY 2019 BUDGET ALLOCATION	05	018000	14,290.00	05	018000	05	181906	Y	
		** Increase in SL Allocation **			14,290.00						
05	182110	AUF MUSIC AND DRAMA									
		FY 2019 BUDGET ALLOCATION	05	018000	483,428.00	05	018000	05	182110	Y	
		** Increase in SL Allocation **			483,428.00						
05	182115	AUF BIOLOGY									
		FY 2019 BUDGET ALLOCATION	05	018000	167,561.00	05	018000	05	182115	Y	
		** Increase in SL Allocation **			167,561.00						
05	182123	AUF LANGUAGE AND COMMUNICATIONS									
		FY 2019 BUDGET ALLOCATION	05	018000	721,299.00	05	018000	05	182123	Y	
		** Increase in SL Allocation **			721,299.00						
05	182220	AUF CIVIL ENGINEERING									
		FY 2019 BUDGET ALLOCATION	05	018000	64,096.00	05	018000	05	182220	Y	
		** Increase in SL Allocation **			64,096.00						
05	182240	AUF ENGINEERING TECHNOLOGY									
		FY 2019 BUDGET ALLOCATION	05	018000	10,451.00	05	018000	05	182240	Y	
		** Increase in SL Allocation **			10,451.00						

Printed on a Xerox 9700 Laser Printing System at the Computing Services Center / Texas A&M University

Form: URGB01 (02/05/85)

CC	Account	Transaction Description	--- Offset --- CC	Account	Amount	-------- Actual Entry --------- ---- From ----- CC	Account	----- To ------ CC	Account	Feed	Mand
05	182330	AUF EDU. LEAD. & COUNSELING									
		FY 2019 BUDGET ALLOCATION	05	018000	260,181.00	05	018000	05	182330	Y	
		** Increase in SL Allocation **			260,181.00						
05	187110	AUF CAMPUS SECURITY									
		FY 2019 BUDGET ALLOCATION	05	018000	424,449.00	05	018000	05	187110	Y	
		** Increase in SL Allocation **			424,449.00						
05	188209	AUF REHABILITATION SERVICES									
		FY 2019 BUDGET ALLOCATION	05	018000	58,624.00	05	018000	05	188209	Y	
		** Increase in SL Allocation **			58,624.00						
05	188217-00000	AUF CARC RESEARCH ADMINISTRATION									
		FY 2019 BUDGET ALLOCATION	05	018000	787,186.00	05	018000	05	188217-00000	Y	
		FY 2019 BUDGET TRANSFER	05	018000	93,197.00-	05	188217-00000	05	188217-00201	Y	
		FY 2019 BUDGET TRANSFER	05	018000	157,028.00-	05	188217-00000	05	188217-00701	Y	
		FY 2019 BUDGET TRANSFER	05	018000	326,874.00-	05	188217-00000	05	188217-00601	Y	
		FY 2019 BUDGET TRANSFER	05	018000	177,919.00-	05	188217-00000	05	188217-00001	Y	
		FY 2019 BUDGET TRANSFER	05	018000	32,168.00-	05	188217-00000	05	188217-00101	Y	
		** Decrease in SL Allocation **			0.00						
05	188217-00001	AUF CARC RESEARCH ADMINISTRATION									
		FY 2019 BUDGET TRANSFER	05	018000	177,919.00	05	188217-00000	05	188217-00001	Y	
		** Increase in SL Allocation **			177,919.00						
05	188217-00101	CARC MARKETING COMM PLANNING & I									
		FY 2019 BUDGET TRANSFER	05	018000	32,168.00	05	188217-00000	05	188217-00101	Y	
		** Increase in SL Allocation **			32,168.00						
05	188217-00201	CARC ANIMAL SYSTEMS RESEARCH									
		FY 2019 BUDGET TRANSFER	05	018000	93,197.00	05	188217-00000	05	188217-00201	Y	
		** Increase in SL Allocation **			93,197.00						
05	188217-00601	CARC PLANT SYSTEMS RESEARCH									
		FY 2019 BUDGET TRANSFER	05	018000	326,874.00	05	188217-00000	05	188217-00601	Y	
		** Increase in SL Allocation **			326,874.00						
05	188217-00701	CARC NATURAL RESOURCES & ENVIRON									
		FY 2019 BUDGET TRANSFER	05	018000	157,028.00	05	188217-00000	05	188217-00701	Y	
		** Increase in SL Allocation **			157,028.00						
05	188218-00000	AUF CEP ADMINISTRATION FY2019									
		FY 2019 BUDGET TRANSFER	05	018000	135,636.00-	05	188218-00000	05	188218-19301	Y	
		FY 2019 BUDGET TRANSFER	05	018000	171,885.00-	05	188218-00000	05	188218-19401	Y	
		FY 2019 BUDGET TRANSFER	05	018000	223,107.00-	05	188218-00000	05	188218-19201	Y	
		FY 2019 BUDGET TRANSFER	05	018000	13,320.00-	05	188218-00000	05	188218-19001	Y	
		FY 2019 BUDGET ALLOCATION	05	018000	607,581.00	05	018000	05	188218-00000	Y	

Printed on a Xerox 9700 Laser Printing System at the Computing Services Center / Texas A&M University

Form: URGB01 (02/05/85)

CC	Account	Transaction Description	--- Offset --- CC	Account	Amount	-------- Actual Entry --------- ---- From ----- CC	Account	----- To ------ CC	Account	Feed	Mand
05	188218-00000	AUF CEP ADMINISTRATION FY2019									
		FY 2019 BUDGET TRANSFER	05	018000	63,633.00-	05	188218-00000	05	188218-19501	Y	
		** Decrease in SL Allocation **			0.00						
05	188218-19001	AUF CEP ADMINISTRATION_FY2019									
		FY 2019 BUDGET TRANSFER	05	018000	13,320.00	05	188218-00000	05	188218-19001	Y	
		** Increase in SL Allocation **			13,320.00						
05	188218-19201	CEP FAMILY AND CONSUMER SCIENCE									
		FY 2019 BUDGET TRANSFER	05	018000	223,107.00	05	188218-00000	05	188218-19201	Y	
		** Increase in SL Allocation **			223,107.00						
05	188218-19301	CEP AGRI & NAT'L RESOURCES FY 20									
		FY 2019 BUDGET TRANSFER	05	018000	135,636.00	05	188218-00000	05	188218-19301	Y	
		** Increase in SL Allocation **			135,636.00						
05	188218-19401	CEP 4H & YOUTH DEVELOPMENT FY 20									
		FY 2019 BUDGET TRANSFER	05	018000	171,885.00	05	188218-00000	05	188218-19401	Y	
		** Increase in SL Allocation **			171,885.00						
05	188218-19501	CEP COMMUNITY & ECON DEVELOPMENT									
		FY 2019 BUDGET TRANSFER	05	018000	63,633.00	05	188218-00000	05	188218-19501	Y	
		** Increase in SL Allocation **			63,633.00						
05	188434	AUF MASTER OF SCIENCE NURSING EN									
		FY 2019 BUDGET ALLOCATION	05	018000	116,219.00	05	018000	05	188434	Y	
		** Increase in SL Allocation **			116,219.00						
05	188461-00000	AUF FACULTY DEVELOPMENT LEAVE PH									
		FY 2019 BUDGET ALLOCATION	05	018000	100,000.00	05	018000	05	188461-00000	Y	
		** Increase in SL Allocation **			100,000.00						
05	188621	AUF SACS ACCREDITATION									
		FY 2019 BUDGET ALLOCATION	05	018000	16,660.00	05	018000	05	188621	Y	
		** Increase in SL Allocation **			16,660.00						
05	188625	AUF THERMAL SCIENCE RESEARCH CEN									
		FY 2019 BUDGET ALLOCATION	05	018000	37,313.00	05	018000	05	188625	Y	
		** Increase in SL Allocation **			37,313.00						
05	188781-00000	AUF BUDGET RESV. CONTINUING FUND									
		FY 2019 BUDGET ALLOCATION	05	018000	1,622,786.00	05	018000	05	188781-00000	Y	
		FY 2019 BUDGET TRANSFER	05	018000	1,090.00-	05	188781-00000	05	188781-00025	Y	
		FY 2019 BUDGET TRANSFER	05	018000	25,857.00-	05	188781-00000	05	188781-00030	Y	
		FY 2019 BUDGET TRANSFER	05	018000	1,108,806.00-	05	188781-00000	05	188781-00010	Y	
		FY 2019 BUDGET TRANSFER	05	018000	113.00-	05	188781-00000	05	188781-00040	Y	
		FY 2019 BUDGET TRANSFER	05	018000	421,000.00-	05	188781-00000	05	188781-00010	Y	

Printed on a Xerox 9700 Laser Printing System at the Computing Services Center / Texas A&M University

Form: URGB01 (02/05/85)

CC	Account	Transaction Description	--- Offset --- CC	Account	Amount	-------- Actual Entry --------- ---- From ----- CC	Account	----- To ------ CC	Account	Feed	Mand
05	188781-00000	AUF BUDGET RESV. CONTINUING FUND									
		FY 2019 BUDGET TRANSFER	05	018000	22,661.00-	05	188781-00000	05	188781-00015	Y	
		FY 2019 BUDGET TRANSFER	05	018000	43,259.00-	05	188781-00000	05	188781-00035	Y	
		** Decrease in SL Allocation **			0.00						
05	188781-00010	AUF BUDGET RESV. INSTRUCTION									
		FY 2019 BUDGET TRANSFER	05	018000	421,000.00	05	188781-00000	05	188781-00010	Y	
		FY 2019 BUDGET TRANSFER	05	018000	1,108,806.00	05	188781-00000	05	188781-00010	Y	
		** Increase in SL Allocation **			1,529,806.00						
05	188781-00015	AUF BUDGET RESV. RESEARCH									
		FY 2019 BUDGET TRANSFER	05	018000	22,661.00	05	188781-00000	05	188781-00015	Y	
		** Increase in SL Allocation **			22,661.00						
05	188781-00025	AUF BUDGET RESV. ACADEMIC SUPPOR									
		FY 2019 BUDGET TRANSFER	05	018000	1,090.00	05	188781-00000	05	188781-00025	Y	
		** Increase in SL Allocation **			1,090.00						
05	188781-00030	AUF BUDGET RESV. STUDENT SERVICE									
		FY 2019 BUDGET TRANSFER	05	018000	25,857.00	05	188781-00000	05	188781-00030	Y	
		** Increase in SL Allocation **			25,857.00						
05	188781-00035	AUF BUDGET RESV. INST. SUPPORT									
		FY 2019 BUDGET TRANSFER	05	018000	43,259.00	05	188781-00000	05	188781-00035	Y	
		** Increase in SL Allocation **			43,259.00						
05	188781-00040	AUF BUDGET RESV. OPERATION & MAI									
		FY 2019 BUDGET TRANSFER	05	018000	113.00	05	188781-00000	05	188781-00040	Y	
		** Increase in SL Allocation **			113.00						
05	188786-00000	AUF PROVOST SALARY SAVINGS									
		FY 2019 BUDGET TRANSFER	05	018000	134,322.00-	05	188786-00000	05	188786-10000	Y	
		FY 2019 BUDGET TRANSFER	05	018000	36,565.00-	05	188786-00000	05	188786-20000	Y	
		** Decrease in SL Allocation **			170,887.00-						
05	188786-10000	AUF PROVOST SALARY SAVING - FACU									
		FY 2019 BUDGET TRANSFER	05	018000	134,322.00	05	188786-00000	05	188786-10000	Y	
		FY 2019 BUDGET TRANSFER	05	018000	44,602.00-	05	188786-10000	05	180500-00000	Y	
		** Increase in SL Allocation **			89,720.00						
05	188786-20000	AUF PROVOST SALARY SAVING - STAF									
		FY 2019 BUDGET TRANSFER	05	018000	36,565.00	05	188786-00000	05	188786-20000	Y	
		** Increase in SL Allocation **			36,565.00						
05	188901	AUF ACADEMIC SCHOLARSHIP									
		FY 2019 BUDGET ALLOCATION	05	018000	1,785,600.00	05	018000	05	188901	Y	
		** Increase in SL Allocation **			1,785,600.00						

Printed on a Xerox 9700 Laser Printing System at the Computing Services Center / Texas A&M University

Form: URGB01 (02/05/85)

CC	Account	Transaction Description	--- Offset --- CC	Account	Amount	-------- Actual Entry --------- ---- From ----- CC	Account	----- To ------ CC	Account	Feed	Mand
05	188902	AUF ROTC SCHOLARSHIP									
		FY 2019 BUDGET ALLOCATION	05	018000	62,475.00	05	018000	05	188902	Y	
		** Increase in SL Allocation **			62,475.00						
05	188903	AUF PV OPPORTUNITY TARGETED/MERI									
		FY 2019 BUDGET ALLOCATION	05	018000	1,000,000.00	05	018000	05	188903	Y	
		** Increase in SL Allocation **			1,000,000.00						
05	188906	AUF PRESIDENTIAL SCHOLARS. (1889									
		FY 2019 BUDGET ALLOCATION	05	018000	818,800.00	05	018000	05	188906	Y	
		** Increase in SL Allocation **			818,800.00						
05	188907	AUF REGENTS STUDENT MERIT SCHOL.									
		FY 2019 BUDGET ALLOCATION	05	018000	672,500.00	05	018000	05	188907	Y	
		** Increase in SL Allocation **			672,500.00						
05	188910-00000	FINANCIAL AID									
		FY 2019 BUDGET ALLOCATION	05	018000	1,266,301.00	05	018000	05	188910-00000	Y	
		FY 2019 BUDGET TRANSFER	05	018000	769,881.00-	05	188910-00000	05	188910-00001	Y	
		FY 2019 BUDGET TRANSFER	05	018000	105,084.00-	05	188910-00000	05	188910-00012	Y	
		FY 2019 BUDGET TRANSFER	05	018000	103,084.00-	05	188910-00000	05	188910-00010	Y	
		FY 2019 BUDGET TRANSFER	05	018000	259,277.00-	05	188910-00000	05	188910-00004	Y	
		FY 2019 BUDGET TRANSFER	05	018000	28,975.00-	05	188910-00000	05	188910-00003	Y	
		** Decrease in SL Allocation **			0.00						
05	188910-00001	FINANCIAL AID CAMPUS UNDERGRAD									
		FY 2019 BUDGET TRANSFER	05	018000	769,881.00	05	188910-00000	05	188910-00001	Y	
		** Increase in SL Allocation **			769,881.00						
05	188910-00003	FINANCIAL AID NWHC UNDERGRAD									
		FY 2019 BUDGET TRANSFER	05	018000	28,975.00	05	188910-00000	05	188910-00003	Y	
		** Increase in SL Allocation **			28,975.00						
05	188910-00004	FINANCIAL AID NWHC GRAD									
		FY 2019 BUDGET TRANSFER	05	018000	259,277.00	05	188910-00000	05	188910-00004	Y	
		** Increase in SL Allocation **			259,277.00						
05	188910-00010	UNDERGRADUATE RECLAIMED SCHOLARS									
		FY 2019 BUDGET TRANSFER	05	018000	103,084.00	05	188910-00000	05	188910-00010	Y	
		** Increase in SL Allocation **			103,084.00						
05	188910-00012	GRADUATE RECLAIMED SCHOLARSHIP									
		FY 2019 BUDGET TRANSFER	05	018000	105,084.00	05	188910-00000	05	188910-00012	Y	
		** Increase in SL Allocation **			105,084.00						
05	210140	INSTITUTIONAL ACCREDITATION									
		FY 2019 BUDGET ALLOCATION	05	020099	33,000.00	05	220100	05	210140	Y	
		** Increase in SL Allocation **			33,000.00						

Printed on a Xerox 9700 Laser Printing System at the Computing Services Center / Texas A&M University

Form: URGB01 (02/05/85)

CC	Account	Transaction Description	--- Offset --- CC	Account	Amount	-------- Actual Entry --------- ---- From ----- CC	Account	----- To ------ CC	Account	Feed	Mand
05	210150	VP-ADMINISTRATION									
		FY 2019 BUDGET ALLOCATION	05	020099	27,000.00	05	220100	05	210150	Y	
		** Increase in SL Allocation **			27,000.00						
05	210151	COMPLIANCE									
		FY 2019 BUDGET ALLOCATION	05	020099	30,300.00	05	220100	05	210151	Y	
		** Increase in SL Allocation **			30,300.00						
05	210152	VP-ADMINISTRATION EEO OFFICE									
		FY 2019 BUDGET ALLOCATION	05	020099	21,525.00	05	220100	05	210152	Y	
		** Increase in SL Allocation **			21,525.00						
05	210153	INTERNAL AND INTERNATIONAL AFFAI									
		FY 2019 BUDGET ALLOCATION	05	020099	15,000.00	05	220100	05	210153	Y	
		** Increase in SL Allocation **			15,000.00						
05	210300	DESIGNATED VP BUSINESS AFFAIRS									
		FY 2019 BUDGET ALLOCATION	05	020099	42,558.00	05	220100	05	210300	Y	
		** Increase in SL Allocation **			42,558.00						
05	210309	CAMPUS MASTER PLANNING & SPACE M									
		FY 2019 BUDGET ALLOCATION	05	020099	10,648.00	05	220100	05	210309	Y	
		** Increase in SL Allocation **			10,648.00						
05	210313	SUMMER INTERNSHIPS									
		FY 2019 BUDGET ALLOCATION	05	020099	303,000.00	05	220100	05	210313	Y	
		** Increase in SL Allocation **			303,000.00						
05	210314-00000	SSC CONTRACT - E&G									
		FY 2019 BUDGET ALLOCATION	05	020099	4,923,373.00	05	220100	05	210314-00000	Y	
		** Increase in SL Allocation **			4,923,373.00						
05	210400-00000	VP OF STUDENT AFFAIRS & INST. RE									
		FY 2019 BUDGET ALLOCATION	05	020099	166,046.00	05	220100	05	210400-00000	Y	
		** Increase in SL Allocation **			166,046.00						
05	210401	MULTICULTURAL & EQUAL EMPLOYMENT									
		FY 2019 BUDGET ALLOCATION	05	020099	18,325.00	05	220100	05	210401	Y	
		** Increase in SL Allocation **			18,325.00						
05	210500-00000	VP-ACADEMIC AFFAIRS									
		FY 2019 BUDGET ALLOCATION	05	020099	19,252.00	05	220100	05	210500-00000	Y	
		** Increase in SL Allocation **			19,252.00						
05	210504	COMPASS									
		FY 2019 BUDGET ALLOCATION	05	020099	4,100.00	05	220100	05	210504	Y	
		** Increase in SL Allocation **			4,100.00						

Printed on a Xerox 9700 Laser Printing System at the Computing Services Center / Texas A&M University

Form: URGB01 (02/05/85)

CC	Account	Transaction Description	--- Offset --- CC	Account	Amount	-------- Actual Entry --------- ---- From ----- CC	Account	----- To ------ CC	Account	Feed	Mand
05	210505	CHINA TRAVEL SUPPORT ACCOUNT									
		FY 2019 BUDGET ALLOCATION	05	020099	40,000.00	05	220100	05	210505	Y	
		** Increase in SL Allocation **			40,000.00						
05	210545	STUDENT FINANCIAL									
		FY 2019 BUDGET ALLOCATION	05	020099	9,340.00	05	220100	05	210545	Y	
		** Increase in SL Allocation **			9,340.00						
05	210600	OFFICE FOR STUDENT AFFAIRS									
		FY 2019 BUDGET ALLOCATION	05	020099	10,998.00	05	220100	05	210600	Y	
		** Increase in SL Allocation **			10,998.00						
05	210605	DISABILITY SERVICES									
		FY 2019 BUDGET ALLOCATION	05	020099	74,983.00	05	220100	05	210605	Y	
		** Increase in SL Allocation **			74,983.00						
05	210606	ENROLLMENT MANAGEMENT CENTER									
		FY 2019 BUDGET ALLOCATION	05	020099	34,069.00	05	220100	05	210606	Y	
		** Increase in SL Allocation **			34,069.00						
05	210610	CAREER EDUCATION & PLACEMENT									
		FY 2019 BUDGET ALLOCATION	05	020099	14,441.00	05	220100	05	210610	Y	
		** Increase in SL Allocation **			14,441.00						
05	210615-00000	STUDENT ENROLLMENT MANAGEMENT									
		FY 2019 BUDGET ALLOCATION	05	020099	4,106.00	05	220100	05	210615-00000	Y	
		** Increase in SL Allocation **			4,106.00						
05	210616	FINANCIAL AID									
		FY 2019 BUDGET ALLOCATION	05	020099	36,824.00	05	220100	05	210616	Y	
		** Increase in SL Allocation **			36,824.00						
05	210625	DEVELOPMENTAL EDUCATION SUPPORT									
		FY 2019 BUDGET ALLOCATION	05	020099	10,966.00	05	220100	05	210625	Y	
		** Increase in SL Allocation **			10,966.00						
05	210630	GRADUATE SCHOOL									
		FY 2019 BUDGET ALLOCATION	05	020099	38,419.00	05	220100	05	210630	Y	
		** Increase in SL Allocation **			38,419.00						
05	210640-00000	ACADEMIC ADVISORY									
		FY 2019 BUDGET ALLOCATION	05	020099	30,011.00	05	220100	05	210640-00000	Y	
		FY 2019 BUDGET TRANSFER	05	020099	5,000.00-	05	210640-00000	05	210640-60000	Y	
		FY 2019 BUDGET TRANSFER	05	020099	2,420.00-	05	210640-00000	05	210640-50000	Y	
		FY 2019 BUDGET TRANSFER	05	020099	5,371.00-	05	210640-00000	05	210640-40000	Y	
		FY 2019 BUDGET TRANSFER	05	020099	8,610.00-	05	210640-00000	05	210640-20000	Y	
		FY 2019 BUDGET TRANSFER	05	020099	8,610.00-	05	210640-00000	05	210640-30000	Y	
		** Decrease in SL Allocation **			0.00						

Printed on a Xerox 9700 Laser Printing System at the Computing Services Center / Texas A&M University

Form: URGB01 (02/05/85)

CC	Account	Transaction Description	--- Offset --- CC	Account	Amount	-------- Actual Entry --------- ---- From ----- CC	Account	----- To ------ CC	Account	Feed	Mand
05	210640-20000	ACADEMIC-ADVISORY-TELECOMMUNICAT									
		FY 2019 BUDGET TRANSFER	05	020099	8,610.00	05	210640-00000	05	210640-20000	Y	
		** Increase in SL Allocation **			8,610.00						
05	210640-30000	ACADEMIC ADVISORY-REPRODUCTIVE									
		FY 2019 BUDGET TRANSFER	05	020099	8,610.00	05	210640-00000	05	210640-30000	Y	
		** Increase in SL Allocation **			8,610.00						
05	210640-40000	ACADEMIC ADVISORY-TRAVEL									
		FY 2019 BUDGET TRANSFER	05	020099	5,371.00	05	210640-00000	05	210640-40000	Y	
		** Increase in SL Allocation **			5,371.00						
05	210640-50000	ACADEMIC ADVISORY-OTHER EXPENSE									
		FY 2019 BUDGET TRANSFER	05	020099	2,420.00	05	210640-00000	05	210640-50000	Y	
		** Increase in SL Allocation **			2,420.00						
05	210640-60000	ACADEMIC ADVISORY-CONSULANT									
		FY 2019 BUDGET TRANSFER	05	020099	5,000.00	05	210640-00000	05	210640-60000	Y	
		** Increase in SL Allocation **			5,000.00						
05	210701	KPVU									
		FY 2019 BUDGET ALLOCATION	05	020099	17,768.00	05	220100	05	210701	Y	
		** Increase in SL Allocation **			17,768.00						
05	210705	STUDENT PARK									
		FY 2019 BUDGET ALLOCATION	05	020099	69,024.00	05	220100	05	210705	Y	
		** Increase in SL Allocation **			69,024.00						
05	210800	RESEARCH & GRADUATE STUDIES									
		FY 2019 BUDGET ALLOCATION	05	020099	25,000.00	05	220100	05	210800	Y	
		** Increase in SL Allocation **			25,000.00						
05	211400	DEVELOPMENT OFFICE OPERATION									
		FY 2019 BUDGET ALLOCATION	05	020099	99,844.00	05	220100	05	211400	Y	
		** Increase in SL Allocation **			99,844.00						
05	211780	DESIGNATED VPBA OPERATIONS RESER									
		FY 2019 BUDGET ALLOCATION	05	020099	50,000.00	05	220100	05	211780	Y	
		** Increase in SL Allocation **			50,000.00						
05	211786	PROVOST O & M SAVING									
		FY 2019 BUDGET ALLOCATION	05	020099	78,007.00	05	220100	05	211786	Y	
		** Increase in SL Allocation **			78,007.00						
05	212100-00000	COLLEGE OF ARTS AND SCIENCES									
		FY 2019 BUDGET ALLOCATION	05	020099	38,369.00	05	220100	05	212100-00000	Y	
		FY 2019 BUDGET TRANSFER	05	020099	1,064.00-	05	212100-00000	05	212120	Y	

Printed on a Xerox 9700 Laser Printing System at the Computing Services Center / Texas A&M University

Form: URGB01 (02/05/85)

CC	Account	Transaction Description	--- Offset --- CC	Account	Amount	-------- Actual Entry --------- ---- From ----- CC	Account	----- To ------ CC	Account	Feed	Mand
05	212100-00000	COLLEGE OF ARTS AND SCIENCES									
		FY 2019 BUDGET TRANSFER	05	020099	595.00-	05	212100-00000	05	212160	Y	
		** Increase in SL Allocation **			36,710.00						
05	212110	DEPARTMENT OF MUSIC AND THEATRE									
		FY 2019 BUDGET ALLOCATION	05	020099	43,538.00	05	220100	05	212110	Y	
		** Increase in SL Allocation **			43,538.00						
05	212112	THEATRE PROGRAM									
		FY 2019 BUDGET ALLOCATION	05	020099	3,341.00	05	220100	05	212112	Y	
		** Increase in SL Allocation **			3,341.00						
05	212113-00000	MUSIC PROGRAM									
		FY 2019 BUDGET ALLOCATION	05	020099	22,933.00	05	220100	05	212113-00000	Y	
		** Increase in SL Allocation **			22,933.00						
05	212115	DEPARTMENT OF BIOLOGY									
		FY 2019 BUDGET ALLOCATION	05	020099	9,600.00	05	220100	05	212115	Y	
		** Increase in SL Allocation **			9,600.00						
05	212120	CHEMISTRY									
		FY 2019 BUDGET ALLOCATION	05	020099	15,061.00	05	220100	05	212120	Y	
		FY 2019 BUDGET TRANSFER	05	020099	1,064.00	05	212100-00000	05	212120	Y	
		** Increase in SL Allocation **			16,125.00						
05	212123-00000	LANGUAGES AND COMMUNICATIONS									
		FY 2019 BUDGET ALLOCATION	05	020099	28,810.00	05	220100	05	212123-00000	Y	
		** Increase in SL Allocation **			28,810.00						
05	212135-00000	DEPARTMENT OF MATHEMATICS									
		FY 2019 BUDGET ALLOCATION	05	020099	25,260.00	05	220100	05	212135-00000	Y	
		** Increase in SL Allocation **			25,260.00						
05	212140	DEPARTMENT OF PHYSICS									
		FY 2019 BUDGET ALLOCATION	05	020099	23,385.00	05	220100	05	212140	Y	
		** Increase in SL Allocation **			23,385.00						
05	212143-00000	DIV. OF SOC. WK BEHAV. & POLS									
		FY 2019 BUDGET ALLOCATION	05	020099	33,149.00	05	220100	05	212143-00000	Y	
		** Increase in SL Allocation **			33,149.00						
05	212146-00000	DIV OF SOC WORK BEHAV & POL SCIE									
		FY 2019 BUDGET ALLOCATION	05	020099	5,290.00	05	220100	05	212146-00000	Y	
		** Increase in SL Allocation **			5,290.00						
05	212160	ARMY-ROTC									
		FY 2019 BUDGET ALLOCATION	05	020099	13,943.00	05	220100	05	212160	Y	

Printed on a Xerox 9700 Laser Printing System at the Computing Services Center / Texas A&M University

Form: URGB01 (02/05/85)

CC	Account	Transaction Description	--- Offset --- CC	Account	Amount	-------- Actual Entry --------- ---- From ----- CC	Account	----- To ------ CC	Account	Feed	Mand
05	212160	ARMY-ROTC									
		FY 2019 BUDGET TRANSFER	05	020099	595.00	05	212100-00000	05	212160	Y	
		** Increase in SL Allocation **			14,538.00						
05	212165	NAVY-ROTC									
		FY 2019 BUDGET ALLOCATION	05	020099	500.00	05	220100	05	212165	Y	
		** Increase in SL Allocation **			500.00						
05	212200	COLLEGE OF ENGINERRING (O & M)									
		FY 2019 BUDGET ALLOCATION	05	020099	28,202.00	05	220100	05	212200	Y	
		** Increase in SL Allocation **			28,202.00						
05	212215-00000	DEPARTMENT OF CHEM.ENGINEERING									
		FY 2019 BUDGET ALLOCATION	05	020099	14,592.00	05	220100	05	212215-00000	Y	
		** Increase in SL Allocation **			14,592.00						
05	212220-00000	DEPT OF CIVIL & ENVIRONMENTAL EN									
		FY 2019 BUDGET ALLOCATION	05	020099	21,784.00	05	220100	05	212220-00000	Y	
		** Increase in SL Allocation **			21,784.00						
05	212225	DEPART. OF ELECT. ENGINEERING									
		FY 2019 BUDGET ALLOCATION	05	020099	21,456.00	05	220100	05	212225	Y	
		** Increase in SL Allocation **			21,456.00						
05	212235	DEPART. OF MECH. ENGINEERING									
		FY 2019 BUDGET ALLOCATION	05	020099	11,418.00	05	220100	05	212235	Y	
		** Increase in SL Allocation **			11,418.00						
05	212240	DEPARTMENT OF ENGR. TECHNOLOGY									
		FY 2019 BUDGET ALLOCATION	05	020099	10,898.00	05	220100	05	212240	Y	
		** Increase in SL Allocation **			10,898.00						
05	212250	DEPARTMENT OF COMPUTER SCIENCE									
		FY 2019 BUDGET ALLOCATION	05	020099	30,781.00	05	220100	05	212250	Y	
		** Increase in SL Allocation **			30,781.00						
05	212300-00000	COLLEGE OF EDUCATION									
		FY 2019 BUDGET ALLOCATION	05	020099	30,902.00	05	220100	05	212300-00000	Y	
		** Increase in SL Allocation **			30,902.00						
05	212315	CURRICULUM AND INSTRUCTION									
		FY 2019 BUDGET ALLOCATION	05	020099	27,229.00	05	220100	05	212315	Y	
		** Increase in SL Allocation **			27,229.00						
05	212325-00000	HEALTH AND HUMAN PERFORMANCE									
		FY 2019 BUDGET ALLOCATION	05	020099	35,231.00	05	220100	05	212325-00000	Y	
		** Increase in SL Allocation **			35,231.00						

Printed on a Xerox 9700 Laser Printing System at the Computing Services Center / Texas A&M University

Form: URGB01 (02/05/85)

CC	Account	Transaction Description	--- Offset --- CC	Account	Amount	-------- Actual Entry --------- ---- From ----- CC	Account	----- To ------ CC	Account	Feed	Mand
05	212330	EDUCATIONAL LEADERSHIP & COUNSEL									
		FY 2019 BUDGET ALLOCATION	05	020099	22,627.00	05	220100	05	212330	Y	
		** Increase in SL Allocation **			22,627.00						
05	212335	STUDENT TEACHING & FIELD EXPERIE									
		FY 2019 BUDGET ALLOCATION	05	020099	6,910.00	05	220100	05	212335	Y	
		** Increase in SL Allocation **			6,910.00						
05	212340	TEACHER CERTIFICATION									
		FY 2019 BUDGET ALLOCATION	05	020099	6,521.00	05	220100	05	212340	Y	
		** Increase in SL Allocation **			6,521.00						
05	212400-00000	COLLEGE OF BUSINESS									
		FY 2019 BUDGET ALLOCATION	05	020099	24,850.00	05	220100	05	212400-00000	Y	
		FY 2019 BUDGET TRANSFER	05	020099	2,020.00-	05	212400-00000	05	212440	Y	
		** Increase in SL Allocation **			22,830.00						
05	212405	ACCT., FIN., INFO. SYS.									
		FY 2019 BUDGET ALLOCATION	05	020099	15,757.00	05	220100	05	212405	Y	
		** Increase in SL Allocation **			15,757.00						
05	212440	DEPARTMENT OF MGMT AND MKTING									
		FY 2019 BUDGET ALLOCATION	05	020099	14,477.00	05	220100	05	212440	Y	
		FY 2019 BUDGET TRANSFER	05	020099	2,020.00	05	212400-00000	05	212440	Y	
		** Increase in SL Allocation **			16,497.00						
05	212500	NW CAMPUS - ACADEMIC SUPPORT									
		FY 2019 BUDGET ALLOCATION	05	020099	31,405.00	05	220100	05	212500	Y	
		** Increase in SL Allocation **			31,405.00						
05	212600	COLLEGE OF NURSING									
		FY 2019 BUDGET ALLOCATION	05	020099	58,609.00	05	220100	05	212600	Y	
		** Increase in SL Allocation **			58,609.00						
05	212620-00000	DEPARTMENT OF NURSING									
		FY 2019 BUDGET ALLOCATION	05	020099	60,639.00	05	220100	05	212620-00000	Y	
		** Increase in SL Allocation **			60,639.00						
05	212666	CNTR FOR TEACH. EXCL & DIST LEAR									
		FY 2019 BUDGET ALLOCATION	05	020099	24,093.00	05	220100	05	212666	Y	
		** Increase in SL Allocation **			24,093.00						
05	212690	UNDERGRAD MEDICAL ACAD STUD TRAV									
		FY 2019 BUDGET ALLOCATION	05	020099	40,000.00	05	220100	05	212690	Y	
		** Increase in SL Allocation **			40,000.00						
05	212700	AG. & HUMAN SCIENCES (OP. & MAIN									
		FY 2019 BUDGET ALLOCATION	05	020099	15,578.00	05	220100	05	212700	Y	
		** Increase in SL Allocation **			15,578.00						

Printed on a Xerox 9700 Laser Printing System at the Computing Services Center / Texas A&M University

Form: URGB01 (02/05/85)

CC	Account	Transaction Description	--- Offset --- CC	Account	Amount	-------- Actual Entry --------- ---- From ----- CC	Account	----- To ------ CC	Account	Feed	Mand
05	212715-00000	AG NUTRITION, H. E. (OP. & MAINT									
		FY 2019 BUDGET ALLOCATION	05	020099	17,216.00	05	220100	05	212715-00000	Y	
		** Increase in SL Allocation **			17,216.00						
05	212800	AESS MAINTENACE AND OPERATIONS									
		FY 2019 BUDGET ALLOCATION	05	020099	15,768.00	05	220100	05	212800	Y	
		** Increase in SL Allocation **			15,768.00						
05	212805	DEV/ED INSTRUCTION									
		FY 2019 BUDGET ALLOCATION	05	020099	8,963.00	05	220100	05	212805	Y	
		** Increase in SL Allocation **			8,963.00						
05	212810	DEV/ED INSTRUCTION - WRITING									
		FY 2019 BUDGET ALLOCATION	05	020099	7,613.00	05	220100	05	212810	Y	
		** Increase in SL Allocation **			7,613.00						
05	212815	DEVELOPMENTAL ED INSTRUCTION-MAT									
		FY 2019 BUDGET ALLOCATION	05	020099	826.00	05	220100	05	212815	Y	
		** Increase in SL Allocation **			826.00						
05	212900	THE SCHOOL OF ARCHITECTURE									
		FY 2019 BUDGET ALLOCATION	05	020099	69,540.00	05	220100	05	212900	Y	
		** Increase in SL Allocation **			69,540.00						
05	212904	MS COMMUNITY DEVELOPMENT									
		FY 2019 BUDGET ALLOCATION	05	020099	10,512.00	05	220100	05	212904	Y	
		** Increase in SL Allocation **			10,512.00						
05	212905	THE ART PROGRAM									
		FY 2019 BUDGET ALLOCATION	05	020099	6,379.00	05	220100	05	212905	Y	
		** Increase in SL Allocation **			6,379.00						
05	212950	JUSTICE STUDIES									
		FY 2019 BUDGET ALLOCATION	05	020099	13,320.00	05	220100	05	212950	Y	
		** Increase in SL Allocation **			13,320.00						
05	212952	COLLEGE OF JUVENILE JUSTICE & PS									
		FY 2019 BUDGET ALLOCATION	05	020099	56,836.00	05	220100	05	212952	Y	
		** Increase in SL Allocation **			56,836.00						
05	212955	DEPT OF PSYCHOLOGY (UNDERGRADUAT									
		FY 2019 BUDGET ALLOCATION	05	020099	7,230.00	05	220100	05	212955	Y	
		** Increase in SL Allocation **			7,230.00						
05	212960	CLINICAL ADOLESCENT PSYCHOLOGY									
		FY 2019 BUDGET ALLOCATION	05	020099	25,515.00	05	220100	05	212960	Y	
		** Increase in SL Allocation **			25,515.00						

Printed on a Xerox 9700 Laser Printing System at the Computing Services Center / Texas A&M University

Form: URGB01 (02/05/85)

CC	Account	Transaction Description	--- Offset --- CC	Account	Amount	-------- Actual Entry --------- ---- From ----- CC	Account	----- To ------ CC	Account	Feed	Mand
05	215111	CARC M&O									
		FY 2019 BUDGET ALLOCATION	05	020099	7,500.00	05	220100	05	215111	Y	
		** Increase in SL Allocation **			7,500.00						
05	216111	COOPERATIVE EXTENSION PROGRAM									
		FY 2019 BUDGET ALLOCATION	05	020099	7,500.00	05	220100	05	216111	Y	
		** Increase in SL Allocation **			7,500.00						
05	217016	CENTRAL RECEIVING									
		FY 2019 BUDGET ALLOCATION	05	020099	10,000.00	05	220100	05	217016	Y	
		** Increase in SL Allocation **			10,000.00						
05	217021	SECURITY NW CAMPUS									
		FY 2019 BUDGET ALLOCATION	05	020099	84,965.00	05	220100	05	217021	Y	
		** Increase in SL Allocation **			84,965.00						
05	217120-00000	ENVIRONMENTAL HEALTH & SAFETY									
		FY 2019 BUDGET ALLOCATION	05	020099	16,197.00	05	220100	05	217120-00000	Y	
		** Increase in SL Allocation **			16,197.00						
05	217211-00000	DESIGNATED DEFERRED MAINTENANCE									
		FY 2019 BUDGET ALLOCATION	05	020099	1,447,100.00	05	220100	05	217211-00000	Y	
		FY 2019 DEBT SERVICE	05	020099	394,750.00-	05	217211-00000	05	020102	Y	
		** Increase in SL Allocation **			1,052,350.00						
05	217510-00000	UTILITY - CAMPUS									
		FY2019 BUDGET TRANSFER	05	020099	385,000.00-	05	217510-00000	05	217510-00002	Y	
		FY 2019 BUDGET ALLOCATION	05	020099	4,264,454.00	05	220100	05	217510-00000	Y	
		FY2019 BUDGET TRANSFER	05	020099	207,000.00-	05	217510-00000	05	217510-00003	Y	
		FY2019 BUDGET TRANSFER	05	020099	3,672,454.00-	05	217510-00000	05	217510-00001	Y	
		** Decrease in SL Allocation **			0.00						
05	217510-00001	UTILITY - MAIN CAMPUS									
		FY2019 BUDGET TRANSFER	05	020099	3,672,454.00	05	217510-00000	05	217510-00001	Y	
		** Increase in SL Allocation **			3,672,454.00						
05	217510-00002	UTILITIES - THE MEDICAL CENTER									
		FY2019 BUDGET TRANSFER	05	020099	385,000.00	05	217510-00000	05	217510-00002	Y	
		** Increase in SL Allocation **			385,000.00						
05	217510-00003	UTILITIES - THE NORTHWEST HOUST									
		FY2019 BUDGET TRANSFER	05	020099	207,000.00	05	217510-00000	05	217510-00003	Y	
		** Increase in SL Allocation **			207,000.00						
05	217514	WATER/WASTEWATER M&O									
		FY 2019 BUDGET ALLOCATION	05	020099	505,025.00	05	220100	05	217514	Y	
		** Increase in SL Allocation **			505,025.00						

Printed on a Xerox 9700 Laser Printing System at the Computing Services Center / Texas A&M University

Form: URGB01 (02/05/85)

CC	Account	Transaction Description	--- Offset --- CC	Account	Amount	-------- Actual Entry --------- ---- From ----- CC	Account	----- To ------ CC	Account	Feed	Mand
05	218011	AESS SUMMER SUPPORT									
		FY 2019 BUDGET ALLOCATION	05	020099	7,812.00	05	220100	05	218011	Y	
		** Increase in SL Allocation **			7,812.00						
05	218027-00000	ACADEMIC ENGAGEMENT									
		FY 2019 BUDGET ALLOCATION	05	020099	204,567.00	05	220100	05	218027-00000	Y	
		FY 2019 BUDGET TRANSFER	05	020099	141,129.00-	05	218027-00000	05	218027-20000	Y	
		FY 2019 BUDGET TRANSFER	05	020099	3,978.00-	05	218027-00000	05	218027-50000	Y	
		FY 2019 BUDGET TRANSFER	05	020099	48,000.00-	05	218027-00000	05	218027-70000	Y	
		FY 2019 BUDGET TRANSFER	05	020099	3,726.00-	05	218027-00000	05	218027-60000	Y	
		FY 2019 BUDGET TRANSFER	05	020099	3,634.00-	05	218027-00000	05	218027-30000	Y	
		FY 2019 BUDGET TRANSFER	05	020099	4,100.00-	05	218027-00000	05	218027-40000	Y	
		** Decrease in SL Allocation **			0.00						
05	218027-20000	ACADEMIC ENGAGEMENT STU SUPPORT									
		FY 2019 BUDGET TRANSFER	05	020099	141,129.00	05	218027-00000	05	218027-20000	Y	
		** Increase in SL Allocation **			141,129.00						
05	218027-30000	ACADEMIC ENGAGEMENT TRAINING									
		FY 2019 BUDGET TRANSFER	05	020099	3,634.00	05	218027-00000	05	218027-30000	Y	
		** Increase in SL Allocation **			3,634.00						
05	218027-40000	ACADEMIC EVENTS - PROGRAM SUPPOR									
		FY 2019 BUDGET TRANSFER	05	020099	4,100.00	05	218027-00000	05	218027-40000	Y	
		** Increase in SL Allocation **			4,100.00						
05	218027-50000	ACADEMIC EVENTS - ORIENTATION									
		FY 2019 BUDGET TRANSFER	05	020099	3,978.00	05	218027-00000	05	218027-50000	Y	
		** Increase in SL Allocation **			3,978.00						
05	218027-60000	ACADEMIC ENGAGEMENT - RETENTION									
		FY 2019 BUDGET TRANSFER	05	020099	3,726.00	05	218027-00000	05	218027-60000	Y	
		** Increase in SL Allocation **			3,726.00						
05	218027-70000	ACADEMIC ENGAGEMENT - TELEPHONE									
		FY 2019 BUDGET TRANSFER	05	020099	48,000.00	05	218027-00000	05	218027-70000	Y	
		** Increase in SL Allocation **			48,000.00						
05	220002	AFR DESIGNATED - TUITION DISCOUN									
		FY 2019 TRANSFER	05	020002	20,239,516.00	05	440002	05	220002	N	
		** Increase in SL Allocation **			20,239,516.00						
05	220100	DESIGNATED TUITION									
		FY 2019 BUDGET ALLOCATION	05	020100	15,000.00-	05	220100	05	210153	Y	
		FY 2019 BUDGET ALLOCATION	05	020100	305,067.00-	05	220100	05	226716	Y	
		FY 2019 BUDGET ALLOCATION	05	020100	349,923.00-	05	220100	05	226718	Y	
		FY 2019 BUDGET ALLOCATION	05	020100	3,791,301.00-	05	220100	05	226715-00000	Y	

Printed on a Xerox 9700 Laser Printing System at the Computing Services Center / Texas A&M University

Form: URGB01 (02/05/85)

CC	Account	Transaction Description	Offset CC	Offset Account	Amount	Actual Entry From CC	Actual Entry From Account	Actual Entry To CC	Actual Entry To Account	Feed	Mand
05	220100	DESIGNATED TUITION									
		FY 2019 BUDGET ALLOCATION	05	020100	119,000.00-	05	220100	05	226707	Y	
		FY 2019 BUDGET ALLOCATION	05	020100	500,000.00-	05	220100	05	226526-00000	Y	
		FY 2019 BUDGET ALLOCATION	05	020100	20,000.00-	05	220100	05	226517	Y	
		FY 2019 BUDGET ALLOCATION	05	020100	134,532.00-	05	220100	05	226514	Y	
		FY 2019 BUDGET ALLOCATION	05	020100	33,000.00-	05	220100	05	210140	Y	
		FY 2019 BUDGET ALLOCATION	05	020100	6,699.00-	05	220100	05	222400	Y	
		FY 2019 BUDGET ALLOCATION	05	020100	38,993.00-	05	220100	05	222541	Y	
		FY 2019 BUDGET ALLOCATION	05	020100	109,567.00-	05	220100	05	222645	Y	
		FY 2019 BUDGET ALLOCATION	05	020100	821,783.00-	05	220100	05	222400	Y	
		FY 2019 BUDGET ALLOCATION	05	020100	179,200.00-	05	220100	05	222284-00000	Y	
		FY 2019 BUDGET ALLOCATION	05	020100	204,729.00-	05	220100	05	222282	Y	
		FY 2019 BUDGET ALLOCATION	05	020100	447,434.00-	05	220100	05	222281-00000	Y	
		FY 2019 BUDGET ALLOCATION	05	020100	21,525.00-	05	220100	05	210152	Y	
		FY 2019 BUDGET ALLOCATION	05	020100	819,200.00-	05	220100	05	226726	Y	
		FY 2019 BUDGET ALLOCATION	05	020100	496,756.00-	05	220100	05	226731	Y	
		FY 2019 BUDGET ALLOCATION	05	020100	101,320.00-	05	220100	05	226732	Y	
		FY 2019 BUDGET ALLOCATION	05	020100	349,881.00-	05	220100	05	226727	Y	
		FY 2019 BUDGET ALLOCATION	05	020100	800,000.00-	05	220100	05	226725	Y	
		FY 2019 BUDGET ALLOCATION	05	020100	420,000.00-	05	220100	05	226722	Y	
		FY 2019 BUDGET ALLOCATION	05	020100	660,000.00-	05	220100	05	226719	Y	
		FY 2019 DESIG TUITION DEBT	05	020100	1,504,428.00-	05	220100	05	020102	Y	
		FY 2019 BUDGET ALLOCATION	05	020100	50,000.00-	05	220100	05	222245-00000	Y	
		FY 2019 BUDGET ALLOCATION	05	020100	193,232.00-	05	220100	05	222247-00000	Y	
		FY 2019 BUDGET ALLOCATION	05	020100	250,000.00-	05	220100	05	222242	Y	
		FY 2019 BUDGET ALLOCATION	05	020100	24,910.00-	05	220100	05	222238	Y	
		FY 2019 BUDGET ALLOCATION	05	020100	7,000.00-	05	220100	05	222236	Y	
		FY 2019 BUDGET ALLOCATION	05	020100	6,745.00-	05	220100	05	222213	Y	
		FY 2019 BUDGET ALLOCATION	05	020100	211,699.00-	05	220100	05	222164	Y	
		FY 2019 BUDGET ALLOCATION	05	020100	30,300.00-	05	220100	05	210151	Y	
		FY 2019 BUDGET ALLOCATION	05	020100	96,000.00-	05	220100	05	222258	Y	
		FY 2019 BUDGET ALLOCATION	05	020100	88,722.00-	05	220100	05	222264	Y	
		FY 2019 BUDGET ALLOCATION	05	020100	82,658.00-	05	220100	05	222265	Y	
		FY 2019 BUDGET ALLOCATION	05	020100	402,686.00-	05	220100	05	222259	Y	
		FY 2019 BUDGET ALLOCATION	05	020100	285,000.00-	05	220100	05	222254	Y	
		FY 2019 BUDGET ALLOCATION	05	020100	466,826.00-	05	220100	05	222253	Y	
		FY 2019 BUDGET ALLOCATION	05	020100	95,565.00-	05	220100	05	222252-00000	Y	
		FY 2019 BUDGET ALLOCATION	05	020100	27,000.00-	05	220100	05	210150	Y	
		FY 2019 BUDGET ALLOCATION	05	020100	25,000.00-	05	220100	05	222137	Y	
		FY 2019 BUDGET ALLOCATION	05	020100	252,701.00-	05	220100	05	222160	Y	
		FY 2019 BUDGET ALLOCATION	05	020100	267,920.00-	05	220100	05	222163	Y	
		FY 2019 BUDGET ALLOCATION	05	020100	119,130.00-	05	220100	05	222126	Y	
		FY 2019 BUDGET ALLOCATION	05	020100	100,000.00-	05	220100	05	222104	Y	
		FY 2019 BUDGET ALLOCATION	05	020100	120,000.00-	05	220100	05	222102	Y	
		FY 2019 BUDGET ALLOCATION	05	020100	1,412,106.00-	05	220100	05	222100-00000	Y	
		FY 2019 BUDGET ALLOCATION	05	020100	505,025.00-	05	220100	05	217514	Y	
		FY 2019 BUDGET ALLOCATION	05	020100	238,842.00-	05	220100	05	331045	Y	

Printed on a Xerox 9700 Laser Printing System at the Computing Services Center / Texas A&M University

Form: URGB01 (02/05/85)

CC	Account	Transaction Description	Offset CC	Offset Account	Amount	Actual Entry From CC	Actual Entry From Account	Actual Entry To CC	Actual Entry To Account	Feed	Mand
05	220100	DESIGNATED TUITION									
		FY 2019 BUDGET ALLOCATION	05	020100	319,587.00-	05	220100	05	332000	Y	
		FY 2019 BUDGET ALLOCATION	05	020100	177,341.00-	05	220100	05	331050	Y	
		FY 2019 BUDGET ALLOCATION	05	020100	250,000.00-	05	220100	05	220789-00000	Y	
		FY 2019 BUDGET ALLOCATION	05	020100	11,132.00-	05	220100	05	331030	Y	
		FY 2019 BUDGET ALLOCATION	05	020100	180,067.00-	05	220100	05	331040	Y	
		FY 2019 BUDGET ALLOCATION	05	020100	129,212.00-	05	220100	05	331025	Y	
		FY 2019 BUDGET ALLOCATION	05	020100	31,159.00-	05	220100	05	331015	Y	
		FY 2019 BUDGET ALLOCATION	05	020100	172,873.00-	05	220100	05	331013	Y	
		FY 2019 BUDGET ALLOCATION	05	020100	147,392.00-	05	220100	05	331035	Y	
		FY 2019 BUDGET ALLOCATION	05	020100	73,618.00-	05	220100	05	331020	Y	
		FY 2019 BUDGET ALLOCATION	05	020100	116,735.00-	05	220100	05	220789-00000	Y	
		FY 2019 BUDGET ALLOCATION	05	020100	76,025.00-	05	220100	05	331010	Y	
		FY 2019 BUDGET ALLOCATION	05	020100	218,801.00-	05	220100	05	331007	Y	
		FY 2019 BUDGET ALLOCATION	05	020100	439,780.00-	05	220100	05	331000	Y	
		FY 2019 BUDGET ALLOCATION	05	020100	168,147.00-	05	220100	05	331012	Y	
		FY 2019 BUDGET ALLOCATION	05	020100	189,965.00-	05	220100	05	331011	Y	
		FY 2019 BUDGET ALLOCATION	05	020100	309,120.00-	05	220100	05	331006	Y	
		FY 2019 BUDGET ALLOCATION	05	020100	76,412.00-	05	220100	05	331002	Y	
		FY 2019 BUDGET ALLOCATION	05	020100	7,812.00-	05	220100	05	218011	Y	
		FY 2019 BUDGET ALLOCATION	05	020100	204,567.00-	05	220100	05	218027-00000	Y	
		FY 2019 BUDGET ALLOCATION	05	020100	4,264,454.00-	05	220100	05	217510-00000	Y	
		FY 2019 BUDGET ALLOCATION	05	020100	1,447,100.00-	05	220100	05	217211-00000	Y	
		FY 2019 BUDGET ALLOCATION	05	020100	10,000.00-	05	220100	05	217016	Y	
		FY 2019 BUDGET ALLOCATION	05	020100	7,500.00-	05	220100	05	216111	Y	
		FY 2019 BUDGET ALLOCATION	05	020100	7,230.00-	05	220100	05	212955	Y	
		FY 2019 BUDGET ALLOCATION	05	020100	16,197.00-	05	220100	05	217120-00000	Y	
		FY 2019 BUDGET ALLOCATION	05	020100	84,965.00-	05	220100	05	217021	Y	
		FY 2019 BUDGET ALLOCATION	05	020100	7,500.00-	05	220100	05	215111	Y	
		FY 2019 BUDGET ALLOCATION	05	020100	25,515.00-	05	220100	05	212960	Y	
		FY 2019 BUDGET ALLOCATION	05	020100	56,836.00-	05	220100	05	212952	Y	
		FY 2019 BUDGET ALLOCATION	05	020100	100,000.00-	05	220100	05	226509	Y	
		FY 2019 BUDGET ALLOCATION	05	020100	244,930.00-	05	220100	05	226513	Y	
		FY 2019 BUDGET ALLOCATION	05	020100	100,000.00-	05	220100	05	226506	Y	
		FY 2019 BUDGET ALLOCATION	05	020100	370,000.00-	05	220100	05	226504	Y	
		FY 2019 BUDGET ALLOCATION	05	020100	32,736.00-	05	220100	05	226300	Y	
		FY 2019 BUDGET ALLOCATION	05	020100	12,000.00-	05	220100	05	225560	Y	
		FY 2019 BUDGET ALLOCATION	05	020100	123,906.00-	05	220100	05	223500	Y	
		FY 2019 BUDGET ALLOCATION	05	020100	6,379.00-	05	220100	05	212905	Y	
		FY 2019 BUDGET ALLOCATION	05	020100	10,512.00-	05	220100	05	212904	Y	
		FY 2019 BUDGET ALLOCATION	05	020100	826.00-	05	220100	05	212815	Y	
		FY 2019 BUDGET ALLOCATION	05	020100	7,613.00-	05	220100	05	212810	Y	
		FY 2019 BUDGET ALLOCATION	05	020100	13,320.00-	05	220100	05	212950	Y	
		FY 2019 BUDGET ALLOCATION	05	020100	69,540.00-	05	220100	05	212900	Y	
		FY 2019 BUDGET ALLOCATION	05	020100	60,639.00-	05	220100	05	212620-00000	Y	
		FY 2019 BUDGET ALLOCATION	05	020100	8,963.00-	05	220100	05	212805	Y	
		FY 2019 BUDGET ALLOCATION	05	020100	15,768.00-	05	220100	05	212800	Y	

Printed on a Xerox 9700 Laser Printing System at the Computing Services Center / Texas A&M University

Form: URGB01 (02/05/85)

CC	Account	Transaction Description	Offset CC	Offset Account	Amount	Actual Entry From CC	Actual Entry From Account	Actual Entry To CC	Actual Entry To Account	Feed	Mand
05	220100	DESIGNATED TUITION									
		FY 2019 BUDGET ALLOCATION	05	020100	15,578.00-	05	220100	05	212700	Y	
		FY 2019 BUDGET ALLOCATION	05	020100	17,216.00-	05	220100	05	212715-00000	Y	
		FY 2019 BUDGET ALLOCATION	05	020100	40,000.00-	05	220100	05	212690	Y	
		FY 2019 BUDGET ALLOCATION	05	020100	24,093.00-	05	220100	05	212666	Y	
		FY 2019 BUDGET ALLOCATION	05	020100	58,609.00-	05	220100	05	212600	Y	
		FY 2019 BUDGET ALLOCATION	05	020100	15,757.00-	05	220100	05	212405	Y	
		FY 2019 BUDGET ALLOCATION	05	020100	14,477.00-	05	220100	05	212440	Y	
		FY 2019 BUDGET ALLOCATION	05	020100	6,521.00-	05	220100	05	212340	Y	
		FY 2019 BUDGET ALLOCATION	05	020100	6,910.00-	05	220100	05	212335	Y	
		FY 2019 BUDGET ALLOCATION	05	020100	31,405.00-	05	220100	05	212500	Y	
		FY 2019 BUDGET ALLOCATION	05	020100	24,850.00-	05	220100	05	212400-00000	Y	
		FY 2019 BUDGET ALLOCATION	05	020100	11,418.00-	05	220100	05	212235	Y	
		FY 2019 BUDGET ALLOCATION	05	020100	22,627.00-	05	220100	05	212330	Y	
		FY 2019 BUDGET ALLOCATION	05	020100	35,231.00-	05	220100	05	212325-00000	Y	
		FY 2019 BUDGET ALLOCATION	05	020100	27,229.00-	05	220100	05	212315	Y	
		FY 2019 BUDGET ALLOCATION	05	020100	30,902.00-	05	220100	05	212300-00000	Y	
		FY 2019 BUDGET ALLOCATION	05	020100	30,781.00-	05	220100	05	212250	Y	
		FY 2019 BUDGET ALLOCATION	05	020100	10,898.00-	05	220100	05	212240	Y	
		FY 2019 BUDGET ALLOCATION	05	020100	5,290.00-	05	220100	05	212146-00000	Y	
		FY 2019 BUDGET ALLOCATION	05	020100	21,456.00-	05	220100	05	212225	Y	
		FY 2019 BUDGET ALLOCATION	05	020100	21,784.00-	05	220100	05	212220-00000	Y	
		FY 2019 BUDGET ALLOCATION	05	020100	14,592.00-	05	220100	05	212215-00000	Y	
		FY 2019 BUDGET ALLOCATION	05	020100	28,202.00-	05	220100	05	212200	Y	
		FY 2019 BUDGET ALLOCATION	05	020100	500.00-	05	220100	05	212165	Y	
		FY 2019 BUDGET ALLOCATION	05	020100	13,943.00-	05	220100	05	212160	Y	
		FY 2019 BUDGET ALLOCATION	05	020100	28,810.00-	05	220100	05	212123-00000	Y	
		FY 2019 BUDGET ALLOCATION	05	020100	25,260.00-	05	220100	05	212135-00000	Y	
		FY 2019 BUDGET ALLOCATION	05	020100	22,933.00-	05	220100	05	212113-00000	Y	
		FY 2019 BUDGET ALLOCATION	05	020100	33,149.00-	05	220100	05	212143-00000	Y	
		FY 2019 BUDGET ALLOCATION	05	020100	23,385.00-	05	220100	05	212140	Y	
		FY 2019 BUDGET ALLOCATION	05	020100	15,061.00-	05	220100	05	212120	Y	
		FY 2019 BUDGET ALLOCATION	05	020100	9,600.00-	05	220100	05	212115	Y	
		FY 2019 BUDGET ALLOCATION	05	020100	38,369.00-	05	220100	05	212100-00000	Y	
		FY 2019 BUDGET ALLOCATION	05	020100	3,341.00-	05	220100	05	212112	Y	
		FY 2019 BUDGET ALLOCATION	05	020100	78,007.00-	05	220100	05	211786	Y	
		FY 2019 BUDGET ALLOCATION	05	020100	99,844.00-	05	220100	05	211400	Y	
		FY 2019 BUDGET ALLOCATION	05	020100	25,000.00-	05	220100	05	210800	Y	
		FY 2019 BUDGET ALLOCATION	05	020100	43,538.00-	05	220100	05	212110	Y	
		FY 2019 BUDGET ALLOCATION	05	020100	50,000.00-	05	220100	05	211780	Y	
		FY 2019 BUDGET ALLOCATION	05	020100	38,419.00-	05	220100	05	210630	Y	
		FY 2019 BUDGET ALLOCATION	05	020100	30,011.00-	05	220100	05	210640-00000	Y	
		FY 2019 BUDGET ALLOCATION	05	020100	4,106.00-	05	220100	05	210615-00000	Y	
		FY 2019 BUDGET ALLOCATION	05	020100	69,024.00-	05	220100	05	210705	Y	
		FY 2019 BUDGET ALLOCATION	05	020100	17,768.00-	05	220100	05	210701	Y	
		FY 2019 BUDGET ALLOCATION	05	020100	10,966.00-	05	220100	05	210625	Y	
		FY 2019 BUDGET ALLOCATION	05	020100	36,824.00-	05	220100	05	210616	Y	

Printed on a Xerox 9700 Laser Printing System at the Computing Services Center / Texas A&M University

Form: URGB01 (02/05/85)

CC	Account	Transaction Description	Offset CC	Offset Account	Amount	Actual Entry From CC	Actual Entry From Account	Actual Entry To CC	Actual Entry To Account	Feed	Mand
05	220100	DESIGNATED TUITION									
		FY 2019 BUDGET ALLOCATION	05	020100	4,100.00-	05	220100	05	210504	Y	
		FY 2019 BUDGET ALLOCATION	05	020100	14,441.00-	05	220100	05	210610	Y	
		FY 2019 BUDGET ALLOCATION	05	020100	34,069.00-	05	220100	05	210606	Y	
		FY 2019 BUDGET ALLOCATION	05	020100	74,983.00-	05	220100	05	210605	Y	
		FY 2019 BUDGET ALLOCATION	05	020100	10,998.00-	05	220100	05	210600	Y	
		FY 2019 BUDGET ALLOCATION	05	020100	9,340.00-	05	220100	05	210545	Y	
		FY 2019 BUDGET ALLOCATION	05	020100	40,000.00-	05	220100	05	210505	Y	
		FY 2019 BUDGET ALLOCATION	05	020100	166,046.00-	05	220100	05	210400-00000	Y	
		FY 2019 BUDGET ALLOCATION	05	020100	4,923,373.00-	05	220100	05	210314-00000	Y	
		FY 2019 BUDGET ALLOCATION	05	020100	42,558.00-	05	220100	05	210300	Y	
		FY 2019 BUDGET ALLOCATION	05	020100	19,252.00-	05	220100	05	210500-00000	Y	
		FY 2019 BUDGET ALLOCATION	05	020100	18,325.00-	05	220100	05	210401	Y	
		FY 2019 BUDGET ALLOCATION	05	020100	303,000.00-	05	220100	05	210313	Y	
		FY 2019 BUDGET ALLOCATION	05	020100	10,648.00-	05	220100	05	210309	Y	
		** Decrease in SL Allocation **			34,917,396.00-						
05	220789-00000	DESIGNATED SALARY ALLOCATION									
		FY 2019 BUDGET ALLOCATION	05	020789	116,735.00	05	220100	05	220789-00000	Y	
		FY 2019 BUDGET TRANSFER	05	020789	1,431.00-	05	220789-00000	05	220789-00040	Y	
		FY 2019 BUDGET TRANSFER	05	020789	90,923.00-	05	220789-00000	05	220789-00070	Y	
		FY 2019 BUDGET TRANSFER	05	020789	11,615.00-	05	220789-00000	05	220789-00030	Y	
		FY 2019 BUDGET TRANSFER	05	020789	3,280.00-	05	220789-00000	05	220789-00025	Y	
		FY 2019 BUDGET TRANSFER	05	020789	750.00-	05	220789-00000	05	220789-00025	Y	
		FY 2019 BUDGET TRANSFER	05	020789	250,000.00-	05	220789-00000	05	220789-00010	Y	
		FY 2019 BUDGET TRANSFER	05	020789	8,736.00-	05	220789-00000	05	220789-00035	Y	
		FY 2019 BUDGET ALLOCATION	05	020789	250,000.00	05	220100	05	220789-00000	Y	
		** Decrease in SL Allocation **			0.00						
05	220789-00010	BUDGET RESERVE INST.									
		FY 2019 BUDGET TRANSFER	05	020789	250,000.00	05	220789-00000	05	220789-00010	Y	
		** Increase in SL Allocation **			250,000.00						
05	220789-00025	BUDGET RESERVE ACADEMIC SUPPORT									
		FY 2019 BUDGET TRANSFER	05	020789	3,280.00	05	220789-00000	05	220789-00025	Y	
		FY 2019 BUDGET TRANSFER	05	020789	750.00	05	220789-00000	05	220789-00025	Y	
		** Increase in SL Allocation **			4,030.00						
05	220789-00030	BUDGET RESERVE STUDENT SERVICE									
		FY 2019 BUDGET TRANSFER	05	020789	11,615.00	05	220789-00000	05	220789-00030	Y	
		** Increase in SL Allocation **			11,615.00						
05	220789-00035	BUDGET RESERVE INST. SUPPORT									
		FY 2019 BUDGET TRANSFER	05	020789	8,736.00	05	220789-00000	05	220789-00035	Y	
		** Increase in SL Allocation **			8,736.00						
05	220789-00040	BUDGET RESERVE OPERATION & MA									
		FY 2019 BUDGET TRANSFER	05	020789	1,431.00	05	220789-00000	05	220789-00040	Y	
		** Increase in SL Allocation **			1,431.00						

Printed on a Xerox 9700 Laser Printing System at the Computing Services Center / Texas A&M University

Form: URGB01 (02/05/85)

CC	Account	Transaction Description	Offset CC	Offset Account	Amount	Actual Entry From CC	Actual Entry From Account	Actual Entry To CC	Actual Entry To Account	Feed	Mand
05	220789-00070	BUDGET RESERVE AUXILIARY									
		FY 2019 BUDGET TRANSFER	05	020789	90,923.00	05	220789-00000	05	220789-00070	Y	
		** Increase in SL Allocation **			90,923.00						
05	222094	PERFORMANCED BASED FUNDING									
		FY 2019 BUDGET ALLOCATION	05	022094	100,000.00	05	222098	05	222094	Y	
		** Increase in SL Allocation **			100,000.00						
05	222095	PRESIDENT'S INTEREST INCOME ACCO									
		FY 2019 BUDGET ALLOCATION	05	022095	29,329.00	05	222098	05	222095	Y	
		** Increase in SL Allocation **			29,329.00						
05	222096	CCP BANKS CHARGES									
		FY 2019 BUDGET ALLOCATION	05	022096	300,000.00	05	222098	05	222096	Y	
		** Increase in SL Allocation **			300,000.00						
05	222097	RESEARCH G.C. WRIGHT									
		FY 2019 BUDGET ALLOCATION	05	022097	20,000.00	05	222098	05	222097	Y	
		** Increase in SL Allocation **			20,000.00						
05	222098	INTEREST INCOME REVENUE ACCOUNT									
		FY 2019 BUDGET ALLOCATION	05	022099	100,000.00-	05	222098	05	222094	Y	
		FY 2019 BUDGET ALLOCATION	05	022099	5,000.00-	05	222098	05	224303	Y	
		FY 2019 BUDGET ALLOCATION	05	022099	61,121.00-	05	222098	05	331006	Y	
		FY 2019 BUDGET ALLOCATION	05	022099	555,193.00-	05	222098	05	331000	Y	
		FY 2019 BUDGET ALLOCATION	05	022099	2,750.00-	05	222098	05	222221	Y	
		FY 2019 BUDGET ALLOCATION	05	022099	326,382.00-	05	222098	05	331008	Y	
		FY 2019 BUDGET ALLOCATION	05	022099	2,750.00-	05	222098	05	222222	Y	
		FY 2019 BUDGET ALLOCATION	05	022099	7,411.00-	05	222098	05	331007	Y	
		FY 2019 BUDGET ALLOCATION	05	022099	500,000.00-	05	222098	05	222142	Y	
		FY 2019 BUDGET ALLOCATION	05	022099	2,443.00-	05	222098	05	222202	Y	
		FY 2019 BUDGET ALLOCATION	05	022099	2,500.00-	05	222098	05	222218	Y	
		FY 2019 BUDGET ALLOCATION	05	022099	2,750.00-	05	222098	05	222204	Y	
		FY 2019 BUDGET ALLOCATION	05	022099	2,500.00-	05	222098	05	222207	Y	
		FY 2019 BUDGET ALLOCATION	05	022099	10,000.00-	05	222098	05	222206	Y	
		FY 2019 BUDGET ALLOCATION	05	022099	2,750.00-	05	222098	05	222201	Y	
		FY 2019 BUDGET ALLOCATION	05	022099	2,750.00-	05	222098	05	222219	Y	
		FY 2019 BUDGET ALLOCATION	05	022099	60,000.00-	05	222098	05	222103	Y	
		FY 2019 BUDGET ALLOCATION	05	022099	194,191.00-	05	222098	05	331015	Y	
		FY 2019 BUDGET ALLOCATION	05	022099	29,665.00-	05	222098	05	331013	Y	
		FY 2019 BUDGET ALLOCATION	05	022099	460,222.00-	05	222098	05	331020	Y	
		FY 2019 BUDGET ALLOCATION	05	022099	55,761.00-	05	222098	05	331011	Y	
		FY 2019 BUDGET ALLOCATION	05	022099	791,771.00-	05	222098	05	331025	Y	
		FY 2019 BUDGET ALLOCATION	05	022099	296,280.00-	05	222098	05	331010	Y	
		FY 2019 BUDGET ALLOCATION	05	022099	149,807.00-	05	222098	05	331030	Y	
		FY 2019 BUDGET ALLOCATION	05	022099	29,329.00-	05	222098	05	222095	Y	
		FY 2019 BUDGET ALLOCATION	05	022099	6,808.00-	05	222098	05	222190	Y	

Printed on a Xerox 9700 Laser Printing System at the Computing Services Center / Texas A&M University

Form: URGB01 (02/05/85)

CC	Account	Transaction Description	Offset CC	Offset Account	Amount	Actual Entry From CC	Actual Entry From Account	Actual Entry To CC	Actual Entry To Account	Feed	Mand
05	222098	INTEREST INCOME REVENUE ACCOUNT									
		FY 2019 BUDGET ALLOCATION	05	022099	2,500.00-	05	222098	05	222194	Y	
		FY 2019 BUDGET ALLOCATION	05	022099	20,000.00-	05	222098	05	222192	Y	
		FY 2019 BUDGET ALLOCATION	05	022099	20,000.00-	05	222098	05	222191-00000	Y	
		FY 2019 BUDGET ALLOCATION	05	022099	2,750.00-	05	222098	05	222193	Y	
		FY 2019 BUDGET ALLOCATION	05	022099	10,000.00-	05	222098	05	222186	Y	
		FY 2019 BUDGET ALLOCATION	05	022099	2,500.00-	05	222098	05	222195	Y	
		FY 2019 BUDGET ALLOCATION	05	022099	20,000.00-	05	222098	05	222097	Y	
		FY 2019 BUDGET ALLOCATION	05	022099	21,383.00-	05	222098	05	331050	Y	
		FY 2019 BUDGET ALLOCATION	05	022099	5,597.00-	05	222098	05	331045	Y	
		FY 2019 BUDGET ALLOCATION	05	022099	52,356.00-	05	222098	05	331040	Y	
		FY 2019 BUDGET ALLOCATION	05	022099	9,710.00-	05	222098	05	331035	Y	
		FY 2019 BUDGET ALLOCATION	05	022099	300,000.00-	05	222098	05	222096	Y	
		FY 2019 BUDGET ALLOCATION	05	022099	7,500.00-	05	222098	05	222179	Y	
		FY 2019 BUDGET ALLOCATION	05	022099	10,000.00-	05	222098	05	222183	Y	
		FY 2019 BUDGET ALLOCATION	05	022099	2,500.00-	05	222098	05	222181	Y	
		FY 2019 BUDGET ALLOCATION	05	022099	7,500.00-	05	222098	05	222180	Y	
		FY 2019 BUDGET ALLOCATION	05	022099	8,924.00-	05	222098	05	222182	Y	
		FY 2019 BUDGET ALLOCATION	05	022099	7,500.00-	05	222098	05	222178-00000	Y	
		FY 2019 BUDGET ALLOCATION	05	022099	27,709.00-	05	222098	05	222184	Y	
		FY 2019 BUDGET ALLOCATION	05	022099	11,671.00-	05	222098	05	222158	Y	
		FY 2019 BUDGET ALLOCATION	05	022099	10,570.00-	05	222098	05	222176	Y	
		FY 2019 BUDGET ALLOCATION	05	022099	7,816.00-	05	222098	05	222174	Y	
		FY 2019 BUDGET ALLOCATION	05	022099	150,000.00-	05	222098	05	222162	Y	
		FY 2019 BUDGET ALLOCATION	05	022099	7,973.00-	05	222098	05	222175	Y	
		FY 2019 BUDGET ALLOCATION	05	022099	16,875.00-	05	222098	05	222150	Y	
		FY 2019 BUDGET ALLOCATION	05	022099	6,579.00-	05	222098	05	222177	Y	
		** Decrease in SL Allocation **			4,410,047.00-						
05	222100-00000	PRESIDENT'S OFFICE - SPECIAL									
		FY 2019 BUDGET ALLOCATION	05	022100	1,412,106.00	05	220100	05	222100-00000	Y	
		** Increase in SL Allocation **			1,412,106.00						
05	222102	COMMENCEMENT EXPENSE									
		FY 2019 BUDGET ALLOCATION	05	022102	120,000.00	05	220100	05	222102	Y	
		** Increase in SL Allocation **			120,000.00						
05	222103	PRESIDENT'S EVENTS									
		FY 2019 BUDGET ALLOCATION	05	022103	60,000.00	05	222098	05	222103	Y	
		** Increase in SL Allocation **			60,000.00						
05	222104	DESIGNATED INSTITUTIONAL MEMBERS									
		FY 2019 BUDGET ALLOCATION	05	022104	100,000.00	05	220100	05	222104	Y	
		** Increase in SL Allocation **			100,000.00						
05	222126	STUDENT RECRUITMENT									
		FY 2019 BUDGET ALLOCATION	05	022126	119,130.00	05	220100	05	222126	Y	

Printed on a Xerox 9700 Laser Printing System at the Computing Services Center / Texas A&M University

Form: URGB01 (02/05/85)

CC	Account	Transaction Description	--- Offset --- CC	Account	Amount	-------- Actual Entry --------- ---- From ----- CC	Account	----- To ------ CC	Account	Feed	Mand
05	222126	STUDENT RECRUITMENT									
		FY 2019 BUDGET TRANSFER	05	022126	83,200.00-	05	222126	05	222252-00000	Y	
		** Increase in SL Allocation **			35,930.00						
05	222137	ACADEMIC PROGRAM REVIEW									
		FY 2019 BUDGET ALLOCATION	05	022137	25,000.00	05	220100	05	222137	Y	
		** Increase in SL Allocation **			25,000.00						
05	222142	PV ONE-TIME RECOVERY FUND									
		FY 2019 BUDGET ALLOCATION	05	022142	500,000.00	05	222098	05	222142	Y	
		** Increase in SL Allocation **			500,000.00						
05	222150	TX. INST. FOR PRES. OF HIST. CUL									
		FY 2019 BUDGET ALLOCATION	05	022150	16,875.00	05	222098	05	222150	Y	
		** Increase in SL Allocation **			16,875.00						
05	222158	ALL FAITHS CHAPEL INTEREST INCOM									
		FY 2019 BUDGET ALLOCATION	05	022158	11,671.00	05	222098	05	222158	Y	
		** Increase in SL Allocation **			11,671.00						
05	222160	DEVELOPMENT OPERATIONAL FUND									
		FY 2019 BUDGET ALLOCATION	05	022160	252,701.00	05	220100	05	222160	Y	
		** Increase in SL Allocation **			252,701.00						
05	222162	AG FACILITIES SUPPORT									
		FY 2019 BUDGET ALLOCATION	05	022162	150,000.00	05	222098	05	222162	Y	
		** Increase in SL Allocation **			150,000.00						
05	222163	MARKETING CAMPAIGN									
		FY 2019 BUDGET ALLOCATION	05	022163	267,920.00	05	220100	05	222163	Y	
		** Increase in SL Allocation **			267,920.00						
05	222164	INTERNATIONAL AFFAIRS									
		FY 2019 BUDGET ALLOCATION	05	022164	211,699.00	05	220100	05	222164	Y	
		** Increase in SL Allocation **			211,699.00						
05	222174	DEAN'S SUPPORT ACCT. (CLAH)									
		FY 2019 BUDGET ALLOCATION	05	022174	7,816.00	05	222098	05	222174	Y	
		** Increase in SL Allocation **			7,816.00						
05	222175	DEAN'S SUPPORT ACCT. (ARCH)									
		FY 2019 BUDGET ALLOCATION	05	022175	7,973.00	05	222098	05	222175	Y	
		** Increase in SL Allocation **			7,973.00						
05	222176	DEAN'S SUPPORT ACCT. (ARTS & SCI									
		FY 2019 BUDGET ALLOCATION	05	022176	10,570.00	05	222098	05	222176	Y	
		** Increase in SL Allocation **			10,570.00						

Printed on a Xerox 9700 Laser Printing System at the Computing Services Center / Texas A&M University

Form: URGB01 (02/05/85)

CC	Account	Transaction Description	--- Offset --- CC	Account	Amount	-------- Actual Entry --------- ---- From ----- CC	Account	----- To ------ CC	Account	Feed	Mand
05	222177	DEAN'S SUPPORT ACCT. (COB)									
		FY 2019 BUDGET ALLOCATION	05	022177	6,579.00	05	222098	05	222177	Y	
		** Increase in SL Allocation **			6,579.00						
05	222178-00000	DEAN'S SUPPORT ACCT. (COE)									
		FY 2019 BUDGET ALLOCATION	05	022178	7,500.00	05	222098	05	222178-00000	Y	
		** Increase in SL Allocation **			7,500.00						
05	222179	DEAN'S SUPPORT ACCT. (GRAD SCH)									
		FY 2019 BUDGET ALLOCATION	05	022179	7,500.00	05	222098	05	222179	Y	
		** Increase in SL Allocation **			7,500.00						
05	222180	DEAN'S SUPPORT ACCT. (CON)									
		FY 2019 BUDGET ALLOCATION	05	022180	7,500.00	05	222098	05	222180	Y	
		** Increase in SL Allocation **			7,500.00						
05	222181	DEAN'S SUPPORT ACCT. (ENGR)									
		FY 2019 BUDGET ALLOCATION	05	022181	2,500.00	05	222098	05	222181	Y	
		** Increase in SL Allocation **			2,500.00						
05	222182	DEAN'S SUPPORT ACCT. (SJJP)									
		FY 2019 BUDGET ALLOCATION	05	022182	8,924.00	05	222098	05	222182	Y	
		** Increase in SL Allocation **			8,924.00						
05	222183	VP RESEARCH									
		FY 2019 BUDGET ALLOCATION	05	022183	10,000.00	05	222098	05	222183	Y	
		** Increase in SL Allocation **			10,000.00						
05	222184	VP ACADEMIC AFFAIRS									
		FY 2019 BUDGET ALLOCATION	05	022184	27,709.00	05	222098	05	222184	Y	
		** Increase in SL Allocation **			27,709.00						
05	222186	VP STUDENT AFFAIRS & INST. REL.									
		FY 2019 BUDGET ALLOCATION	05	022186	10,000.00	05	222098	05	222186	Y	
		** Increase in SL Allocation **			10,000.00						
05	222190	VP - ADMINISTRATION & AUX. SERVI									
		FY 2019 BUDGET ALLOCATION	05	022190	6,808.00	05	222098	05	222190	Y	
		** Increase in SL Allocation **			6,808.00						
05	222191-00000	VP BUSINESS AFFAIRS SUPPORT ACCO									
		FY 2019 BUDGET ALLOCATION	05	022191	20,000.00	05	222098	05	222191-00000	Y	
		** Increase in SL Allocation **			20,000.00						
05	222192	ASSOC. VP-ENROLLMENT MANAGEMENT									
		FY 2019 BUDGET ALLOCATION	05	022192	20,000.00	05	222098	05	222192	Y	
		** Increase in SL Allocation **			20,000.00						

Printed on a Xerox 9700 Laser Printing System at the Computing Services Center / Texas A&M University

Form: URGB01 (02/05/85)

CC	Account	Transaction Description	Offset CC	Offset Account	Amount	Actual Entry From CC	Actual Entry From Account	Actual Entry To CC	Actual Entry To Account	Feed	Mand
05	222193	ASSOC. VP-STUDENT ACTIVITIES									
		FY 2019 BUDGET ALLOCATION	05	022193	2,750.00	05	222098	05	222193	Y	
		** Increase in SL Allocation **			2,750.00						
05	222194	INTEREST INCOME GARDNER									
		FY 2019 BUDGET ALLOCATION	05	022194	2,500.00	05	222098	05	222194	Y	
		** Increase in SL Allocation **			2,500.00						
05	222195	UNDERGRADUATE MEDICAL ACADEMY									
		FY 2019 BUDGET ALLOCATION	05	022195	2,500.00	05	222098	05	222195	Y	
		** Increase in SL Allocation **			2,500.00						
05	222201	ASSOC PROVOST ACAD AFFAIRS INT I									
		FY 2019 BUDGET ALLOCATION	05	022201	2,750.00	05	222098	05	222201	Y	
		** Increase in SL Allocation **			2,750.00						
05	222202	LIBRARY INTEREST INCOME ACCOUNT									
		FY 2019 BUDGET ALLOCATION	05	022202	2,443.00	05	222098	05	222202	Y	
		** Increase in SL Allocation **			2,443.00						
05	222204	HONORS PROGRAM INTEREST INCOME A									
		FY 2019 BUDGET ALLOCATION	05	022204	2,750.00	05	222098	05	222204	Y	
		** Increase in SL Allocation **			2,750.00						
05	222206	VP-ADMINISTRATION									
		FY 2019 BUDGET ALLOCATION	05	022206	10,000.00	05	222098	05	222206	Y	
		** Increase in SL Allocation **			10,000.00						
05	222207	INTEREST INCOME CAMBRIC									
		FY 2019 BUDGET ALLOCATION	05	022207	2,500.00	05	222098	05	222207	Y	
		** Increase in SL Allocation **			2,500.00						
05	222213	HUB PROGRAM									
		FY 2019 BUDGET ALLOCATION	05	022213	6,745.00	05	220100	05	222213	Y	
		** Increase in SL Allocation **			6,745.00						
05	222214	OFFICE OF SPONSORED PROGRAMS									
		FY 2019 BUDGET TRANSFER	05	022214	600,000.00	05	240001	05	222214	Y	
		** Increase in SL Allocation **			600,000.00						
05	222218	INTEREST INCOME PALMER									
		FY 2019 BUDGET ALLOCATION	05	022218	2,500.00	05	222098	05	222218	Y	
		** Increase in SL Allocation **			2,500.00						
05	222219	INTEREST INCOME PHILLIPS									
		FY 2019 BUDGET ALLOCATION	05	022219	2,750.00	05	222098	05	222219	Y	
		** Increase in SL Allocation **			2,750.00						

Printed on a Xerox 9700 Laser Printing System at the Computing Services Center / Texas A&M University

Form: URGB01 (02/05/85)

CC	Account	Transaction Description	--- Offset --- CC	Account	Amount	-------- Actual Entry --------- ---- From ----- CC	Account	----- To ------ CC	Account	Feed	Mand
05	222221	INTEREST INCOME RICKS-HARRIS									
		FY 2019 BUDGET ALLOCATION	05	022221	2,750.00	05	222098	05	222221	Y	
		** Increase in SL Allocation **			2,750.00						
05	222222	INTEREST INCOME WILLIAMSON									
		FY 2019 BUDGET ALLOCATION	05	022222	2,750.00	05	222098	05	222222	Y	
		** Increase in SL Allocation **			2,750.00						
05	222229	CREDIT CARD EXPENSE									
		FY2019 BUDGET TRANSFER	05	022229	120,000.00	05	222230-00000	05	222229	Y	
		** Increase in SL Allocation **			120,000.00						
05	222230-00000	STUDENT BUSINESS SERVICES									
		FY2019 BUDGET TRANSFER	05	022230	120,000.00-	05	222230-00000	05	222229	Y	
		** Decrease in SL Allocation **			120,000.00-						
05	222236	STAFF ADVISORY COUNCIL									
		FY 2019 BUDGET ALLOCATION	05	022236	7,000.00	05	220100	05	222236	Y	
		** Increase in SL Allocation **			7,000.00						
05	222238	DESIGNATED BA INFO RESOURCE OFFI									
		FY 2019 BUDGET ALLOCATION	05	022238	24,910.00	05	220100	05	222238	Y	
		** Increase in SL Allocation **			24,910.00						
05	222242	DESIGNATED INSURANCE PREMIUM COS									
		FY 2019 BUDGET ALLOCATION	05	022242	250,000.00	05	220100	05	222242	Y	
		** Increase in SL Allocation **			250,000.00						
05	222245-00000	DESIGNATED DOCUMENT IMAGING									
		FY 2019 BUDGET ALLOCATION	05	022245	50,000.00	05	220100	05	222245-00000	Y	
		** Increase in SL Allocation **			50,000.00						
05	222247-00000	QUALITY ENHANCEMENT PLAN (QEP)									
		FY 2019 BUDGET ALLOCATION	05	022247	193,232.00	05	220100	05	222247-00000	Y	
		** Increase in SL Allocation **			193,232.00						
05	222252-00000	GRADUATE SCHOOL INITIATIVES									
		FY 2019 BUDGET ALLOCATION	05	022252	95,565.00	05	220100	05	222252-00000	Y	
		FY 2019 BUDGET TRANSFER	05	022252	83,200.00	05	222126	05	222252-00000	Y	
		** Increase in SL Allocation **			178,765.00						
05	222253	UNIVERSITY/PRESIDENTIAL PRIORITI									
		FY 2019 BUDGET ALLOCATION	05	022253	466,826.00	05	220100	05	222253	Y	
		** Increase in SL Allocation **			466,826.00						
05	222254	ATHLETICS SUPPORT									
		FY 2019 BUDGET ALLOCATION	05	022254	285,000.00	05	220100	05	222254	Y	
		** Increase in SL Allocation **			285,000.00						

Printed on a Xerox 9700 Laser Printing System at the Computing Services Center / Texas A&M University

Form: URGB01 (02/05/85)

CC	Account	Transaction Description	--- Offset --- CC	Account	Amount	-------- Actual Entry --------- ---- From ----- CC	Account	----- To ------ CC	Account	Feed	Mand
05	222258	COMPLIANCE OFFICE									
		FY 2019 BUDGET ALLOCATION	05	022258	96,000.00	05	220100	05	222258	Y	
		** Increase in SL Allocation **			96,000.00						
05	222259	COMPLIANCE - ATHLETICS									
		FY 2019 BUDGET ALLOCATION	05	022259	402,686.00	05	220100	05	222259	Y	
		FY2019 BUDGET TRANSFER	05	022259	85,224.00-	05	222259	05	222281-00000	Y	
		** Increase in SL Allocation **			317,462.00						
05	222264	RESEARCH INITIATIVES									
		FY 2019 BUDGET ALLOCATION	05	022264	88,722.00	05	220100	05	222264	Y	
		** Increase in SL Allocation **			88,722.00						
05	222265	HEALTH SERVICES									
		FY 2019 BUDGET ALLOCATION	05	022265	82,658.00	05	220100	05	222265	Y	
		** Increase in SL Allocation **			82,658.00						
05	222281-00000	ATHLETIC ACADEMIC ADVISEMENT									
		FY 2019 BUDGET ALLOCATION	05	022281	447,434.00	05	220100	05	222281-00000	Y	
		FY2019 BUDGET TRANSFER	05	022281	85,224.00	05	222259	05	222281-00000	Y	
		** Increase in SL Allocation **			532,658.00						
05	222282	BAND AND DEAN SUPPORT									
		FY 2019 BUDGET ALLOCATION	05	022282	204,729.00	05	220100	05	222282	Y	
		** Increase in SL Allocation **			204,729.00						
05	222284-00000	STUDENT COUNSELING SERVICES									
		FY 2019 BUDGET ALLOCATION	05	022284	179,200.00	05	220100	05	222284-00000	Y	
		** Increase in SL Allocation **			179,200.00						
05	222400	CAMPUS SECURITY									
		FY 2019 BUDGET ALLOCATION	05	022400	821,783.00	05	220100	05	222400	Y	
		FY 2019 BUDGET ALLOCATION	05	022400	6,699.00	05	220100	05	222400	Y	
		** Increase in SL Allocation **			828,482.00						
05	222541	INSTITUTIONAL RESEARCH									
		FY 2019 BUDGET ALLOCATION	05	022541	38,993.00	05	220100	05	222541	Y	
		** Increase in SL Allocation **			38,993.00						
05	222645	STUDENT LIFE									
		FY 2019 BUDGET ALLOCATION	05	022645	109,567.00	05	220100	05	222645	Y	
		** Increase in SL Allocation **			109,567.00						
05	223500	CONTINUING EDUCATION									
		FY 2019 BUDGET ALLOCATION	05	023500	123,906.00	05	220100	05	223500	Y	
		** Increase in SL Allocation **			123,906.00						

Printed on a Xerox 9700 Laser Printing System at the Computing Services Center / Texas A&M University

Form: URGB01 (02/05/85)

CC	Account	Transaction Description	--- Offset --- CC	Account	Amount	-------- Actual Entry --------- ---- From ----- CC	Account	----- To ------ CC	Account	Feed	Mand
05	224303	FACULTY SENATE									
		FY 2019 BUDGET ALLOCATION	05	024303	5,000.00	05	222098	05	224303	Y	
		** Increase in SL Allocation **			5,000.00						
05	225560	FOUNDERS DAY									
		FY 2019 BUDGET ALLOCATION	05	025560	12,000.00	05	220100	05	225560	Y	
		** Increase in SL Allocation **			12,000.00						
05	226300	UNIVERSITY STRATEGIC PLAN									
		FY 2019 BUDGET ALLOCATION	05	026300	32,736.00	05	220100	05	226300	Y	
		** Increase in SL Allocation **			32,736.00						
05	226504	BUILDING SECURITY									
		FY 2019 BUDGET ALLOCATION	05	026504	370,000.00	05	220100	05	226504	Y	
		** Increase in SL Allocation **			370,000.00						
05	226506	OFF-CAMPUS SITE									
		FY 2019 BUDGET ALLOCATION	05	026506	100,000.00	05	220100	05	226506	Y	
		** Increase in SL Allocation **			100,000.00						
05	226509	MARCHING BAND TRAVEL									
		FY 2019 BUDGET ALLOCATION	05	026509	100,000.00	05	220100	05	226509	Y	
		** Increase in SL Allocation **			100,000.00						
05	226513	CAPITAL CAMPAIGN									
		FY 2019 BUDGET ALLOCATION	05	026513	244,930.00	05	220100	05	226513	Y	
		** Increase in SL Allocation **			244,930.00						
05	226514	ALUMNI FUND									
		FY 2019 BUDGET ALLOCATION	05	026514	134,532.00	05	220100	05	226514	Y	
		** Increase in SL Allocation **			134,532.00						
05	226517	ALUMNI AFFAIRS									
		FY 2019 BUDGET ALLOCATION	05	026517	20,000.00	05	220100	05	226517	Y	
		** Increase in SL Allocation **			20,000.00						
05	226526-00000	STUDENT CONTINUING EMPLOYMENT PR									
		FY 2019 BUDGET ALLOCATION	05	026526	500,000.00	05	220100	05	226526-00000	Y	
		FY 2019 BUDGET TRANSFER	05	026526	203,904.00-	05	226526-00000	05	226526-00010	Y	
		FY 2019 BUDGET TRANSFER	05	026526	51,646.00-	05	226526-00000	05	226526-00035	Y	
		FY 2019 BUDGET TRANSFER	05	026526	127,919.00-	05	226526-00000	05	226526-00030	Y	
		FY 2019 BUDGET TRANSFER	05	026526	50,000.00-	05	226526-00000	05	226526-00025	Y	
		FY 2019 BUDGET TRANSFER	05	026526	20,000.00-	05	226526-00000	05	226526-00020	Y	
		FY 2019 BUDGET TRANSFER	05	026526	46,531.00-	05	226526-00000	05	226526-00015	Y	
		** Decrease in SL Allocation **			0.00						
05	226526-00010	STUDENT CONTINUING EMPLOYMENT -									
		FY 2019 BUDGET TRANSFER	05	026526	203,904.00	05	226526-00000	05	226526-00010	Y	
		** Increase in SL Allocation **			203,904.00						

Printed on a Xerox 9700 Laser Printing System at the Computing Services Center / Texas A&M University

Form: URGB01 (02/05/85)

CC	Account	Transaction Description	--- Offset --- CC	Account	Amount	-------- Actual Entry --------- ---- From ----- CC	Account	----- To ------ CC	Account	Feed	Mand
05	226526-00015	STUDENT CONTINUING EMPLOYMENT -									
		FY 2019 BUDGET TRANSFER	05	026526	46,531.00	05	226526-00000	05	226526-00015	Y	
		** Increase in SL Allocation **			46,531.00						
05	226526-00020	STUDENT CONTINUING EMPLOYMENT -									
		FY 2019 BUDGET TRANSFER	05	026526	20,000.00	05	226526-00000	05	226526-00020	Y	
		** Increase in SL Allocation **			20,000.00						
05	226526-00025	STUDENT CONTINUING EMPLOYMENT -									
		FY 2019 BUDGET TRANSFER	05	026526	50,000.00	05	226526-00000	05	226526-00025	Y	
		** Increase in SL Allocation **			50,000.00						
05	226526-00030	STUDENT CONTINUING EMPLOYMENT -									
		FY 2019 BUDGET TRANSFER	05	026526	127,919.00	05	226526-00000	05	226526-00030	Y	
		** Increase in SL Allocation **			127,919.00						
05	226526-00035	STUDENT CONTINUING EMPLOYMENT -									
		FY 2019 BUDGET TRANSFER	05	026526	51,646.00	05	226526-00000	05	226526-00035	Y	
		** Increase in SL Allocation **			51,646.00						
05	226652-00000	APPLICATION FEE									
		FY 2019 BUDGET TRANSFER	05	026652	38,507.00-	05	226652-00000	05	226652-00002	Y	
		FY 2019 BUDGET TRANSFER	05	026652	33,108.00-	05	226652-00000	05	226652-00001	Y	
		** Decrease in SL Allocation **			71,615.00-						
05	226652-00001	RECRUITMENT									
		FY 2019 BUDGET TRANSFER	05	026652	33,108.00	05	226652-00000	05	226652-00001	Y	
		** Increase in SL Allocation **			33,108.00						
05	226652-00002	ADMISSIONS									
		FY 2019 BUDGET TRANSFER	05	026652	38,507.00	05	226652-00000	05	226652-00002	Y	
		** Increase in SL Allocation **			38,507.00						
05	226700-10000	TPEG IN-STATE									
		FY 2019 BUDGET ALLOCATION	05	026700	1,766,378.00	05	010010	05	226700-10000	Y	
		** Increase in SL Allocation **			1,766,378.00						
05	226705-10000	TPEG OUT-OF-STATE									
		FY 2019 BUDGET ALLOCATION	05	026705	115,844.00	05	010010	05	226705-10000	Y	
		** Increase in SL Allocation **			115,844.00						
05	226707	TRANSFER STUDENT SCHOLARSHIP									
		FY 2019 BUDGET ALLOCATION	05	026707	119,000.00	05	220100	05	226707	Y	
		** Increase in SL Allocation **			119,000.00						
05	226715-00000	DESIGNATED TUITION SCHOLARSHIPS									
		FY 2019 BUDGET ALLOCATION	05	026715	3,791,301.00	05	220100	05	226715-00000	Y	
		** Increase in SL Allocation **			3,791,301.00						

Printed on a Xerox 9700 Laser Printing System at the Computing Services Center / Texas A&M University

Form: URGB01 (02/05/85)

CC	Account	Transaction Description	--- Offset --- CC	Account	Amount	-------- Actual Entry --------- ---- From ----- CC	Account	----- To ------ CC	Account	Feed	Mand
05	226716	DESIGNATED TUIT. SCHOLARSHIP GRA									
		FY 2019 BUDGET ALLOCATION	05	026716	305,067.00	05	220100	05	226716	Y	
		** Increase in SL Allocation **			305,067.00						
05	226718	PANTHER PROMISE									
		FY 2019 BUDGET ALLOCATION	05	026718	349,923.00	05	220100	05	226718	Y	
		** Increase in SL Allocation **			349,923.00						
05	226719	BAND SCHOLARSHIP									
		FY 2019 BUDGET ALLOCATION	05	026719	660,000.00	05	220100	05	226719	Y	
		** Increase in SL Allocation **			660,000.00						
05	226722	GRADUATE SCHOLARSHIPS									
		FY 2019 BUDGET ALLOCATION	05	026722	420,000.00	05	220100	05	226722	Y	
		** Increase in SL Allocation **			420,000.00						
05	226725	B-ON-TIME SCHOLARSHIP PROGRAM									
		FY 2019 BUDGET ALLOCATION	05	026725	800,000.00	05	220100	05	226725	Y	
		** Increase in SL Allocation **			800,000.00						
05	226726	REGENT SCHOLARSHIP SUPPORT									
		FY 2019 BUDGET ALLOCATION	05	026726	819,200.00	05	220100	05	226726	Y	
		** Increase in SL Allocation **			819,200.00						
05	226727	RESEARCH ASSISSTANSHIPS/SCHOLARS									
		FY 2019 BUDGET ALLOCATION	05	026727	349,881.00	05	220100	05	226727	Y	
		** Increase in SL Allocation **			349,881.00						
05	226731	SCHOLARSHIPS									
		FY 2019 BUDGET ALLOCATION	05	026731	496,756.00	05	220100	05	226731	Y	
		** Increase in SL Allocation **			496,756.00						
05	226732	SCHOLARSHIPS NON-TRADITIONAL									
		FY 2019 BUDGET ALLOCATION	05	026732	101,320.00	05	220100	05	226732	Y	
		** Increase in SL Allocation **			101,320.00						
05	227800-00000	TRANSPORTATION CENTER									
		FY 2019 TRANSFER	05	027800	39,642.00-	05	227800-00000	05	227800-00002	Y	
		FY 2019 BUDGET ALLOCATION	05	027800	39,642.00	05	271300	05	227800-00000	Y	
		** Decrease in SL Allocation **			0.00						
05	227800-00002	TRANSPORTATION CENTER TEMP FUND									
		FY 2019 TRANSFER	05	027800	39,642.00	05	227800-00000	05	227800-00002	Y	
		** Increase in SL Allocation **			39,642.00						
05	230100-00000	USF COLLEGE OF ARTS & SCIENCES E									
		FY 2019 BUDGET TRANSFER	05	023100	79,198.00-	05	230100-00000	05	230100-12100	Y	

Printed on a Xerox 9700 Laser Printing System at the Computing Services Center / Texas A&M University

Form: URGB01 (02/05/85)

CC	Account	Transaction Description	Offset CC	Offset Account	Amount	Actual Entry From CC	Actual Entry From Account	Actual Entry To CC	Actual Entry To Account	Feed	Mand
05	230100-00000	USF COLLEGE OF ARTS & SCIENCES E									
		FY 2019 BUDGET ALLOCATION	05	023100	868,561.00	05	231000	05	230100-00000	Y	
		FY 2019 BUDGET TRANSFER	05	023100	216,053.00-	05	230100-00000	05	230100-12112	Y	
		FY 2019 BUDGET TRANSFER	05	023100	40,921.00-	05	230100-00000	05	230100-12123	Y	
		FY 2019 BUDGET TRANSFER	05	023100	72,802.00-	05	230100-00000	05	230100-12140	Y	
		FY 2019 BUDGET TRANSFER	05	023100	152,602.00-	05	230100-00000	05	230100-12115	Y	
		FY 2019 BUDGET TRANSFER	05	023100	208,580.00-	05	230100-00000	05	230101	Y	
		FY 2019 BUDGET TRANSFER	05	023100	55,183.00-	05	230100-00000	05	230100-12120	Y	
		FY 2019 BUDGET TRANSFER	05	023100	15,247.00-	05	230100-00000	05	230100-12143	Y	
		FY 2019 BUDGET TRANSFER	05	023100	18,446.00-	05	230100-00000	05	230100-12110	Y	
		FY 2019 BUDGET TRANSFER	05	023100	9,529.00-	05	230100-00000	05	230100-12135	Y	
		** Decrease in SL Allocation **			0.00						
05	230100-12100	COLLEGE OF ARTS & SCIENCES									
		FY 2019 BUDGET TRANSFER	05	023100	79,198.00	05	230100-00000	05	230100-12100	Y	
		** Increase in SL Allocation **			79,198.00						
05	230100-12110	ARTS AND SCIENCES MUSIC AND DRAM									
		FY 2019 BUDGET TRANSFER	05	023100	18,446.00	05	230100-00000	05	230100-12110	Y	
		** Increase in SL Allocation **			18,446.00						
05	230100-12112	ARTS AND SCIENCES BAND									
		FY 2019 BUDGET TRANSFER	05	023100	216,053.00	05	230100-00000	05	230100-12112	Y	
		** Increase in SL Allocation **			216,053.00						
05	230100-12115	ARTS AND SCIENCES BIOLOGY									
		FY 2019 BUDGET TRANSFER	05	023100	152,602.00	05	230100-00000	05	230100-12115	Y	
		** Increase in SL Allocation **			152,602.00						
05	230100-12120	ARTS AND SCIENCES CHEMISTRY									
		FY 2019 BUDGET TRANSFER	05	023100	55,183.00	05	230100-00000	05	230100-12120	Y	
		** Increase in SL Allocation **			55,183.00						
05	230100-12123	ARTS AND SCIENCES LANGUAGES & CO									
		FY 2019 BUDGET TRANSFER	05	023100	40,921.00	05	230100-00000	05	230100-12123	Y	
		** Increase in SL Allocation **			40,921.00						
05	230100-12135	ARTS AND SCIENCES MATH									
		FY 2019 BUDGET TRANSFER	05	023100	9,529.00	05	230100-00000	05	230100-12135	Y	
		** Increase in SL Allocation **			9,529.00						
05	230100-12140	ARTS AND SCIENCES PHYSICS									
		FY 2019 BUDGET TRANSFER	05	023100	72,802.00	05	230100-00000	05	230100-12140	Y	
		** Increase in SL Allocation **			72,802.00						
05	230100-12143	ARTS AND SCIENCES SOCIAL WORK, B									
		FY 2019 BUDGET TRANSFER	05	023100	15,247.00	05	230100-00000	05	230100-12143	Y	
		** Increase in SL Allocation **			15,247.00						

Printed on a Xerox 9700 Laser Printing System at the Computing Services Center / Texas A&M University

Form: URGB01 (02/05/85)

CC	Account	Transaction Description	Offset CC	Offset Account	Amount	Actual Entry From CC	Actual Entry From Account	Actual Entry To CC	Actual Entry To Account	Feed	Mand
05	230101	ARTS & SCIENCES STEINWAY PIANOS									
		FY 2019 BUDGET TRANSFER	05	023100	208,580.00	05	230100-00000	05	230101	Y	
		** Increase in SL Allocation **			208,580.00						
05	230200-00000	USF COLLEGE OF ENGINEERING ENHAN									
		FY 2019 BUDGET TRANSFER	05	023100	236,363.00-	05	230200-00000	05	230200-12200	Y	
		FY 2019 BUDGET ALLOCATION	05	023100	404,363.00	05	231000	05	230200-00000	Y	
		FY 2019 BUDGET TRANSFER	05	023100	28,000.00-	05	230200-00000	05	230200-12215	Y	
		FY 2019 BUDGET TRANSFER	05	023100	28,000.00-	05	230200-00000	05	230200-12225	Y	
		FY 2019 BUDGET TRANSFER	05	023100	28,000.00-	05	230200-00000	05	230200-12240	Y	
		FY 2019 BUDGET TRANSFER	05	023100	28,000.00-	05	230200-00000	05	230200-12235	Y	
		FY 2019 BUDGET TRANSFER	05	023100	28,000.00-	05	230200-00000	05	230200-12220	Y	
		FY 2019 BUDGET TRANSFER	05	023100	28,000.00-	05	230200-00000	05	230200-12250	Y	
		** Decrease in SL Allocation **			0.00						
05	230200-12200	COLLEGE OF ENGINEERING									
		FY 2019 BUDGET TRANSFER	05	023100	236,363.00	05	230200-00000	05	230200-12200	Y	
		** Increase in SL Allocation **			236,363.00						
05	230200-12215	ENGINEERING CHEMICAL									
		FY 2019 BUDGET TRANSFER	05	023100	28,000.00	05	230200-00000	05	230200-12215	Y	
		** Increase in SL Allocation **			28,000.00						
05	230200-12220	ENGINEERING CIVIL									
		FY 2019 BUDGET TRANSFER	05	023100	28,000.00	05	230200-00000	05	230200-12220	Y	
		** Increase in SL Allocation **			28,000.00						
05	230200-12225	ENGINEERING ELECTRICAL									
		FY 2019 BUDGET TRANSFER	05	023100	28,000.00	05	230200-00000	05	230200-12225	Y	
		** Increase in SL Allocation **			28,000.00						
05	230200-12235	ENGINEERING MECHANICAL									
		FY 2019 BUDGET TRANSFER	05	023100	28,000.00	05	230200-00000	05	230200-12235	Y	
		** Increase in SL Allocation **			28,000.00						
05	230200-12240	ENGINEERING TECHNOLOGY									
		FY 2019 BUDGET TRANSFER	05	023100	28,000.00	05	230200-00000	05	230200-12240	Y	
		** Increase in SL Allocation **			28,000.00						
05	230200-12250	ENGINEERING COMPUTER SCIENCE									
		FY 2019 BUDGET TRANSFER	05	023100	28,000.00	05	230200-00000	05	230200-12250	Y	
		** Increase in SL Allocation **			28,000.00						
05	230300-00000	USF COLLEGE OF EDUCATION ENHANCE									
		FY 2019 BUDGET TRANSFER	05	023100	50,000.00-	05	230300-00000	05	230300-12325	Y	
		FY 2019 BUDGET ALLOCATION	05	023100	703,568.00	05	231000	05	230300-00000	Y	
		FY 2019 BUDGET TRANSFER	05	023100	50,000.00-	05	230300-00000	05	230300-12335	Y	

Printed on a Xerox 9700 Laser Printing System at the Computing Services Center / Texas A&M University

Form: URGB01 (02/05/85)

CC	Account	Transaction Description	--- Offset --- CC	Account	Amount	-------- Actual Entry --------- ---- From ----- CC	Account	----- To ------ CC	Account	Feed	Mand
05	230300-00000	USF COLLEGE OF EDUCATION ENHANCE									
		FY 2019 BUDGET TRANSFER	05	023100	142,160.00-	05	230300-00000	05	230300-12340	Y	
		FY 2019 BUDGET TRANSFER	05	023100	50,000.00-	05	230300-00000	05	230300-12330	Y	
		FY 2019 BUDGET TRANSFER	05	023100	50,000.00-	05	230300-00000	05	230300-12315	Y	
		FY 2019 BUDGET TRANSFER	05	023100	361,408.00-	05	230300-00000	05	230300-12300	Y	
		** Decrease in SL Allocation **			0.00						
05	230300-12300	COLLEGE OF EDUCATION									
		FY 2019 BUDGET TRANSFER	05	023100	361,408.00	05	230300-00000	05	230300-12300	Y	
		** Increase in SL Allocation **			361,408.00						
05	230300-12315	EDUCATION CURICULUM AND INSTRUCT									
		FY 2019 BUDGET TRANSFER	05	023100	50,000.00	05	230300-00000	05	230300-12315	Y	
		** Increase in SL Allocation **			50,000.00						
05	230300-12325	EDUCATION HEALTH AND HUMAN PERFO									
		FY 2019 BUDGET TRANSFER	05	023100	50,000.00	05	230300-00000	05	230300-12325	Y	
		** Increase in SL Allocation **			50,000.00						
05	230300-12330	EDUCATION LEADERSHIP & COUNSELIN									
		FY 2019 BUDGET TRANSFER	05	023100	50,000.00	05	230300-00000	05	230300-12330	Y	
		** Increase in SL Allocation **			50,000.00						
05	230300-12335	EDUCATION STUDENT TEACHING & FIE									
		FY 2019 BUDGET TRANSFER	05	023100	50,000.00	05	230300-00000	05	230300-12335	Y	
		** Increase in SL Allocation **			50,000.00						
05	230300-12340	EDUCATION TEACHER CERTIFICATION									
		FY 2019 BUDGET TRANSFER	05	023100	142,160.00	05	230300-00000	05	230300-12340	Y	
		** Increase in SL Allocation **			142,160.00						
05	230400-00000	USF COLLEGE OF BUSINESS ENHANCEM									
		FY 2019 BUDGET TRANSFER	05	023100	303,198.00-	05	230400-00000	05	230400-12400	Y	
		FY 2019 BUDGET ALLOCATION	05	023100	571,118.00	05	231000	05	230400-00000	Y	
		FY 2019 BUDGET TRANSFER	05	023100	125,920.00-	05	230400-00000	05	230400-12405	Y	
		FY 2019 BUDGET TRANSFER	05	023100	142,000.00-	05	230400-00000	05	230400-12440	Y	
		** Decrease in SL Allocation **			0.00						
05	230400-12400	COLLEGE OF BUSINESS									
		FY 2019 BUDGET TRANSFER	05	023100	303,198.00	05	230400-00000	05	230400-12400	Y	
		** Increase in SL Allocation **			303,198.00						
05	230400-12405	BUSINESS ACCOUNTING, FINANCE, &									
		FY 2019 BUDGET TRANSFER	05	023100	125,920.00	05	230400-00000	05	230400-12405	Y	
		** Increase in SL Allocation **			125,920.00						
05	230400-12440	BUSINESS MANAGEMENT & MARKETING									
		FY 2019 BUDGET TRANSFER	05	023100	142,000.00	05	230400-00000	05	230400-12440	Y	
		** Increase in SL Allocation **			142,000.00						

Printed on a Xerox 9700 Laser Printing System at the Computing Services Center / Texas A&M University

Form: URGB01 (02/05/85)

CC	Account	Transaction Description	--- Offset --- CC	Account	Amount	-------- Actual Entry --------- From ----- CC	Account	----- To ------ CC	Account	Feed	Mand
05	230600-00000	USF COLLEGE OF NURSING ENHANCEME									
		FY 2019 BUDGET TRANSFER	05	023100	123,550.00-	05	230600-00000	05	230600-12600	Y	
		FY 2019 BUDGET ALLOCATION	05	023100	664,396.00	05	231000	05	230600-00000	Y	
		FY 2019 BUDGET TRANSFER	05	023100	540,846.00-	05	230600-00000	05	230600-12620	Y	
		** Decrease in SL Allocation **			0.00						
05	230600-12600	COLLEGE OF NURSING									
		FY 2019 BUDGET TRANSFER	05	023100	123,550.00	05	230600-00000	05	230600-12600	Y	
		** Increase in SL Allocation **			123,550.00						
05	230600-12620	NURSING									
		FY 2019 BUDGET TRANSFER	05	023100	540,846.00	05	230600-00000	05	230600-12620	Y	
		** Increase in SL Allocation **			540,846.00						
05	230700-00000	USF COLLEGE OF AGRICULTURE AND H									
		FY 2019 BUDGET TRANSFER	05	023100	22,853.00-	05	230700-00000	05	230700-12700	Y	
		FY 2019 BUDGET ALLOCATION	05	023100	33,653.00	05	231000	05	230700-00000	Y	
		FY 2019 BUDGET TRANSFER	05	023100	10,800.00-	05	230700-00000	05	230700-12715	Y	
		** Decrease in SL Allocation **			0.00						
05	230700-12700	COLLEGE OF AGRUCULTURE AND HUMAN									
		FY 2019 BUDGET TRANSFER	05	023100	22,853.00	05	230700-00000	05	230700-12700	Y	
		** Increase in SL Allocation **			22,853.00						
05	230700-12715	AG NURITION & HUMAN ECOLOGY									
		FY 2019 BUDGET TRANSFER	05	023100	10,800.00	05	230700-00000	05	230700-12715	Y	
		** Increase in SL Allocation **			10,800.00						
05	230800-00000	USF ENGAGEMENT AND STUDENT SUCCE									
		FY 2019 BUDGET TRANSFER	05	023100	109,234.00-	05	230800-00000	05	230800-12801	Y	
		FY 2019 BUDGET ALLOCATION	05	023100	499,072.00	05	231000	05	230800-00000	Y	
		FY 2019 BUDGET TRANSFER	05	023100	181,943.00-	05	230800-00000	05	230800-12802	Y	
		FY 2019 BUDGET TRANSFER	05	023100	188,421.00-	05	230800-00000	05	230800-12803	Y	
		FY 2019 BUDGET TRANSFER	05	023100	19,474.00-	05	230800-00000	05	230800-12800	Y	
		** Decrease in SL Allocation **			0.00						
05	230800-12800	UNIVERSITY COLLEGE									
		FY 2019 BUDGET TRANSFER	05	023100	19,474.00	05	230800-00000	05	230800-12800	Y	
		** Increase in SL Allocation **			19,474.00						
05	230800-12801	UNIVERSITY COLLEGE									
		FY 2019 BUDGET TRANSFER	05	023100	109,234.00	05	230800-00000	05	230800-12801	Y	
		** Increase in SL Allocation **			109,234.00						
05	230800-12802	UNIVERSITY COLLEGE NON-CREDIT BE									
		FY 2019 BUDGET TRANSFER	05	023100	181,943.00	05	230800-00000	05	230800-12802	Y	
		** Increase in SL Allocation **			181,943.00						

Printed on a Xerox 9700 Laser Printing System at the Computing Services Center / Texas A&M University

Form: URGB01 (02/05/85)

CC	Account	Transaction Description	--- Offset --- CC	Account	Amount	-------- Actual Entry --------- ---- From ----- CC	Account	----- To ------ CC	Account	Feed	Mand
05	230800-12803	UNIVERSITY COLLEGE CREDIT BEARIN									
		FY 2019 BUDGET TRANSFER	05	023100	188,421.00	05	230800-00000	05	230800-12803	Y	
		** Increase in SL Allocation **			188,421.00						
05	230900-00000	USF SCHOOL OF ARCHITECTURE ENHAN									
		FY 2019 BUDGET TRANSFER	05	023100	25,000.00-	05	230900-00000	05	230900-12905	Y	
		FY 2019 BUDGET ALLOCATION	05	023100	220,755.00	05	231000	05	230900-00000	Y	
		FY 2019 BUDGET TRANSFER	05	023100	25,000.00-	05	230900-00000	05	230900-12907	Y	
		FY 2019 BUDGET TRANSFER	05	023100	25,000.00-	05	230900-00000	05	230900-12903	Y	
		FY 2019 BUDGET TRANSFER	05	023100	120,755.00-	05	230900-00000	05	230900-12900	Y	
		FY 2019 BUDGET TRANSFER	05	023100	25,000.00-	05	230900-00000	05	230900-12904	Y	
		** Decrease in SL Allocation **			0.00						
05	230900-12900	SCHOOL OF ARCHITECTURE									
		FY 2019 BUDGET TRANSFER	05	023100	120,755.00	05	230900-00000	05	230900-12900	Y	
		** Increase in SL Allocation **			120,755.00						
05	230900-12903	ARCHITECTURE - ARCHITECTURE PROG									
		FY 2019 BUDGET TRANSFER	05	023100	25,000.00	05	230900-00000	05	230900-12903	Y	
		** Increase in SL Allocation **			25,000.00						
05	230900-12904	ARCHITECTURE - COMMUNITY DEVELOP									
		FY 2019 BUDGET TRANSFER	05	023100	25,000.00	05	230900-00000	05	230900-12904	Y	
		** Increase in SL Allocation **			25,000.00						
05	230900-12905	ARCHITECTURE - ART PROGRAM									
		FY 2019 BUDGET TRANSFER	05	023100	25,000.00	05	230900-00000	05	230900-12905	Y	
		** Increase in SL Allocation **			25,000.00						
05	230900-12907	ARCHITECTURE - CONSTRUCTION SCIE									
		FY 2019 BUDGET TRANSFER	05	023100	25,000.00	05	230900-00000	05	230900-12907	Y	
		** Increase in SL Allocation **			25,000.00						
05	230950-00000	USF COLLEGE OF JUVENILE JUSTICE									
		FY 2019 BUDGET TRANSFER	05	023100	35,000.00-	05	230950-00000	05	230950-12955	Y	
		FY 2019 BUDGET ALLOCATION	05	023100	143,980.00	05	231000	05	230950-00000	Y	
		FY 2019 BUDGET TRANSFER	05	023100	73,980.00-	05	230950-00000	05	230950-12951	Y	
		FY 2019 BUDGET TRANSFER	05	023100	35,000.00-	05	230950-00000	05	230950-12950	Y	
		** Decrease in SL Allocation **			0.00						
05	230950-12950	JUVENILE - JUSTICE STUDIES									
		FY 2019 BUDGET TRANSFER	05	023100	35,000.00	05	230950-00000	05	230950-12950	Y	
		** Increase in SL Allocation **			35,000.00						
05	230950-12951	COLLEGE OF JUVENILE JUSTICE & PS									
		FY 2019 BUDGET TRANSFER	05	023100	73,980.00	05	230950-00000	05	230950-12951	Y	
		** Increase in SL Allocation **			73,980.00						

Printed on a Xerox 9700 Laser Printing System at the Computing Services Center / Texas A&M University

Form: URGB01 (02/05/85)

CC	Account	Transaction Description	--- Offset --- CC	Account	Amount	-------- Actual Entry --------- ---- From ----- CC	Account	----- To ------ CC	Account	Feed	Mand
05	230950-12955	JUVENILE - PSYCHOLOGY									
		FY 2019 BUDGET TRANSFER	05	023100	35,000.00	05	230950-00000	05	230950-12955	Y	
		** Increase in SL Allocation **			35,000.00						
05	231000	UNIVERSITY SERVICES FEE									
		FY 2019 BUDGET ALLOCATION	05	023100	868,561.00-	05	231000	05	230100-00000	Y	
		FY 2019 BUDGET ALLOCATION	05	023100	404,363.00-	05	231000	05	230200-00000	Y	
		FY 2019 BUDGET ALLOCATION	05	023100	103,352.00-	05	231000	05	231005	Y	
		FY 2019 BUDGET ALLOCATION	05	023100	410,395.00-	05	231000	05	231013	Y	
		FY 2019 BUDGET ALLOCATION	05	023100	3,472,661.00-	05	231000	05	231008-00000	Y	
		FY 2019 BUDGET ALLOCATION	05	023100	19,737.00-	05	231000	05	231011	Y	
		FY 2019 BUDGET ALLOCATION	05	023100	2,500,000.00-	05	231000	05	231007	Y	
		FY 2019 BUDGET ALLOCATION	05	023100	291,808.00-	05	231000	05	231012	Y	
		FY 2019 BUDGET ALLOCATION	05	023100	341,387.00-	05	231000	05	231004	Y	
		FY 2019 BUDGET ALLOCATION	05	023100	110,938.00-	05	231000	05	231014	Y	
		FY 2019 BUDGET ALLOCATION	05	023100	550,958.00-	05	231000	05	231009-00000	Y	
		FY 2019 BUDGET ALLOCATION	05	023100	465,350.00-	05	231000	05	231010-00000	Y	
		FY 2019 BUDGET ALLOCATION	05	023100	51,695.00-	05	231000	05	231003	Y	
		FY 2019 BUDGET ALLOCATION	05	023100	3,294,286.00-	05	231000	05	330200-00000	Y	
		FY 2019 BUDGET ALLOCATION	05	023100	352,045.00-	05	231000	05	330100	Y	
		FY 2019 BUDGET ALLOCATION	05	023100	110,000.00-	05	231000	05	330100	Y	
		FY 2019 BUDGET ALLOCATION	05	023100	2,301.00-	05	231000	05	231016	Y	
		FY 2019 BUDGET ALLOCATION	05	023100	499,072.00-	05	231000	05	230800-00000	Y	
		FY 2019 BUDGET ALLOCATION	05	023100	664,396.00-	05	231000	05	230600-00000	Y	
		FY 2019 BUDGET ALLOCATION	05	023100	143,980.00-	05	231000	05	230950-00000	Y	
		FY 2019 BUDGET ALLOCATION	05	023100	571,118.00-	05	231000	05	230400-00000	Y	
		FY 2019 BUDGET ALLOCATION	05	023100	679,645.00-	05	231000	05	231001	Y	
		FY 2019 BUDGET ALLOCATION	05	023100	703,568.00-	05	231000	05	230300-00000	Y	
		FY 2019 BUDGET ALLOCATION	05	023100	3,006,603.00-	05	231000	05	231002-00000	Y	
		FY 2019 BUDGET ALLOCATION	05	023100	33,653.00-	05	231000	05	230700-00000	Y	
		FY 2019 BUDGET ALLOCATION	05	023100	220,755.00-	05	231000	05	230900-00000	Y	
		** Decrease in SL Allocation **			19,872,627.00-						
05	231001	USF UNIVERSITY/PRESIDENTIAL PRIO									
		FY 2019 BUDGET ALLOCATION	05	023100	679,645.00	05	231000	05	231001	Y	
		** Increase in SL Allocation **			679,645.00						
05	231002-00000	USF COMPUTER ACCESS									
		FY 2019 BUDGET ALLOCATION	05	023100	3,006,603.00	05	231000	05	231002-00000	Y	
		FY2019 BUDGET TRANSFER	05	023100	925,786.00-	05	231002-00000	05	231002-00004	Y	
		FY2019 BUDGET TRANSFER	05	023100	835,658.00-	05	231002-00000	05	231002-00003	Y	
		FY2019 BUDGET TRANSFER	05	023100	641,765.00-	05	231002-00000	05	231002-00002	Y	
		FY2019 BUDGET TRANSFER	05	023100	8,500.00-	05	231002-00000	05	231002-00001	Y	
		FY2019 BUDGET TRANSFER	05	023100	330,000.00-	05	231002-00000	05	231002-00005	Y	
		** Increase in SL Allocation **			264,894.00						
05	231002-00001	USF COMPUTER ACCESS ACADEMIC SUP									
		FY2019 BUDGET TRANSFER	05	023100	8,500.00	05	231002-00000	05	231002-00001	Y	
		** Increase in SL Allocation **			8,500.00						

Printed on a Xerox 9700 Laser Printing System at the Computing Services Center / Texas A&M University

Form: URGB01 (02/05/85)

CC	Account	Transaction Description	--- Offset --- CC	Account	Amount	-------- Actual Entry --------- ---- From ----- CC	Account	----- To ------ CC	Account	Feed	Mand
05	231002-00002	USF COMPUTER ACCESS ENTERPRISE A									
		FY2019 BUDGET TRANSFER	05	023100	641,765.00	05	231002-00000	05	231002-00002	Y	
		** Increase in SL Allocation **			641,765.00						
05	231002-00003	USF COMPUTER ACCESS NETWORK SERV									
		FY2019 BUDGET TRANSFER	05	023100	835,658.00	05	231002-00000	05	231002-00003	Y	
		** Increase in SL Allocation **			835,658.00						
05	231002-00004	USF COMPUTER ACCESS ENTERPRISE									
		FY2019 BUDGET TRANSFER	05	023100	925,786.00	05	231002-00000	05	231002-00004	Y	
		** Increase in SL Allocation **			925,786.00						
05	231002-00005	USF COMPUTER ACCESS STUDENT SALA									
		FY2019 BUDGET TRANSFER	05	023100	330,000.00	05	231002-00000	05	231002-00005	Y	
		** Increase in SL Allocation **			330,000.00						
05	231003	USF INTERNATIONAL EDUCATION									
		FY 2019 BUDGET ALLOCATION	05	023100	51,695.00	05	231000	05	231003	Y	
		** Increase in SL Allocation **			51,695.00						
05	231004	USF RECORDS PROCESSING									
		FY 2019 BUDGET ALLOCATION	05	023100	341,387.00	05	231000	05	231004	Y	
		** Increase in SL Allocation **			341,387.00						
05	231005	USF IDENTIFICATION CARD									
		FY 2019 BUDGET ALLOCATION	05	023100	103,352.00	05	231000	05	231005	Y	
		** Increase in SL Allocation **			103,352.00						
05	231007	USF STUDENT SERVICES									
		FY 2019 BUDGET ALLOCATION	05	023100	2,500,000.00	05	231000	05	231007	Y	
		FY2019 BUDGET TRANSFER	05	023100	103,976.00-	05	231007	05	231105	Y	
		FY2019 BUDGET TRANSFER	05	023100	63,270.00-	05	231007	05	231115	Y	
		FY2019 BUDGET TRANSFER	05	023100	360,344.00-	05	231007	05	231110	Y	
		FY2019 BUDGET TRANSFER	05	023100	150,000.00-	05	231007	05	231107	Y	
		FY2019 BUDGET TRANSFER	05	023100	253,353.00-	05	231007	05	231113-00000	Y	
		FY2019 BUDGET TRANSFER	05	023100	126,297.00-	05	231007	05	231108	Y	
		FY2019 BUDGET TRANSFER	05	023100	238,805.00-	05	231007	05	231112	Y	
		FY2019 BUDGET TRANSFER	05	023100	130,869.00-	05	231007	05	231106	Y	
		FY2019 BUDGET TRANSFER	05	023100	91,721.00-	05	231007	05	231114	Y	
		FY2019 BUDGET TRANSFER	05	023100	143,213.00-	05	231007	05	231109	Y	
		FY2019 BUDGET TRANSFER	05	023100	141,617.00-	05	231007	05	231111	Y	
		** Increase in SL Allocation **			696,535.00						
05	231008-00000	USF LIBRARY									
		FY 2019 BUDGET ALLOCATION	05	023100	3,472,661.00	05	231000	05	231008-00000	Y	
		** Increase in SL Allocation **			3,472,661.00						

Printed on a Xerox 9700 Laser Printing System at the Computing Services Center / Texas A&M University

Form: URGB01 (02/05/85)

CC	Account	Transaction Description	Offset CC	Offset Account	Amount	Actual Entry From CC	Actual Entry From Account	Actual Entry To CC	Actual Entry To Account	Feed	Mand
05	231009-00000	USF INSTRUCTIONAL ENHANCEMENT FE									
		FY 2019 BUDGET ALLOCATION	05	023100	550,958.00	05	231000	05	231009-00000	Y	
		FY 2019 BUDGET TRANSFER	05	023100	75,248.00-	05	231009-00000	05	231010-00000	Y	
		** Increase in SL Allocation **			475,710.00						
05	231010-00000	USF DISTANCE LEARNING FEE									
		FY 2019 BUDGET TRANSFER	05	023100	412,146.00-	05	231010-00000	05	231010-00001	Y	
		FY 2019 BUDGET TRANSFER	05	023100	128,452.00-	05	231010-00000	05	231010-00002	Y	
		FY 2019 BUDGET TRANSFER	05	023100	75,248.00	05	231009-00000	05	231010-00000	Y	
		FY 2019 BUDGET ALLOCATION	05	023100	465,350.00	05	231000	05	231010-00000	Y	
		** Decrease in SL Allocation **			0.00						
05	231010-00001	USF DISTANCE LEARNING FEE									
		FY 2019 BUDGET TRANSFER	05	023100	412,146.00	05	231010-00000	05	231010-00001	Y	
		** Increase in SL Allocation **			412,146.00						
05	231010-00002	USF DISTANCE LEARNING TTVN COST									
		FY 2019 BUDGET TRANSFER	05	023100	128,452.00	05	231010-00000	05	231010-00002	Y	
		** Increase in SL Allocation **			128,452.00						
05	231011	USF ONE-TIME ALLOCATION - VP AUX									
		FY 2019 BUDGET ALLOCATION	05	023100	19,737.00	05	231000	05	231011	Y	
		** Increase in SL Allocation **			19,737.00						
05	231012	USF ONE-TIME ALLOCATION - BUSINE									
		FY 2019 BUDGET ALLOCATION	05	023100	291,808.00	05	231000	05	231012	Y	
		FY 2019 BUDGET TRANSER	05	023100	291,808.00-	05	231012	05	330200-00003	Y	
		** Decrease in SL Allocation **			0.00						
05	231013	USF ONE-TIME ALLOCATION - PROVOS									
		FY 2019 BUDGET ALLOCATION	05	023100	410,395.00	05	231000	05	231013	Y	
		** Increase in SL Allocation **			410,395.00						
05	231014	USF ONE-TIME ALLOCATION - VPIR									
		FY 2019 BUDGET ALLOCATION	05	023100	110,938.00	05	231000	05	231014	Y	
		** Increase in SL Allocation **			110,938.00						
05	231016	USF ONE-TIME ALLOCATION - VP ADM									
		FY 2019 BUDGET ALLOCATION	05	023100	2,301.00	05	231000	05	231016	Y	
		** Increase in SL Allocation **			2,301.00						
05	231105	DISABILITY SERVICES									
		FY2019 BUDGET TRANSFER	05	023100	103,976.00	05	231007	05	231105	Y	
		** Increase in SL Allocation **			103,976.00						
05	231106	CULTURE SERIES									
		FY2019 BUDGET TRANSFER	05	023100	130,869.00	05	231007	05	231106	Y	
		** Increase in SL Allocation **			130,869.00						

Printed on a Xerox 9700 Laser Printing System at the Computing Services Center / Texas A&M University

Form: URGB01 (02/05/85)

CC	Account	Transaction Description	Offset CC	Offset Account	Amount	Actual Entry From CC	Actual Entry From Account	Actual Entry To CC	Actual Entry To Account	Feed	Mand
05	231107	MARCHING BAND									
		FY2019 BUDGET TRANSFER	05	023100	150,000.00	05	231007	05	231107	Y	
		** Increase in SL Allocation **			150,000.00						
05	231108	CHEERLEADERS									
		FY2019 BUDGET TRANSFER	05	023100	126,297.00	05	231007	05	231108	Y	
		** Increase in SL Allocation **			126,297.00						
05	231109	STUDENT AFFAIRS									
		FY2019 BUDGET TRANSFER	05	023100	143,213.00	05	231007	05	231109	Y	
		** Increase in SL Allocation **			143,213.00						
05	231110	STUDENT ACTIVITIES									
		FY2019 BUDGET TRANSFER	05	023100	360,344.00	05	231007	05	231110	Y	
		** Increase in SL Allocation **			360,344.00						
05	231111	ALL FAITHS CHAPEL									
		FY2019 BUDGET TRANSFER	05	023100	141,617.00	05	231007	05	231111	Y	
		** Increase in SL Allocation **			141,617.00						
05	231112	OFFICE OF STUDENT CONDUCT									
		FY2019 BUDGET TRANSFER	05	023100	238,805.00	05	231007	05	231112	Y	
		** Increase in SL Allocation **			238,805.00						
05	231113-00000	COUNSELING SERVICES									
		FY2019 BUDGET TRANSFER	05	023100	253,353.00	05	231007	05	231113-00000	Y	
		** Increase in SL Allocation **			253,353.00						
05	231114	VETERANS SERVICES									
		FY2019 BUDGET TRANSFER	05	023100	91,721.00	05	231007	05	231114	Y	
		** Increase in SL Allocation **			91,721.00						
05	231115	CAREER SERVICES									
		FY2019 BUDGET TRANSFER	05	023100	63,270.00	05	231007	05	231115	Y	
		** Increase in SL Allocation **			63,270.00						
05	240001	INDIRECT/OVERHEAD RECOVERY									
		FY 2019 BUDGET TRANSFER	05	024001	600,000.00-	05	240001	05	222214	Y	
		** Decrease in SL Allocation **			600,000.00-						
05	271300	ADMINISTRATIVE OHCR									
		FY 2019 BUDGET ALLOCATION	05	027300	39,642.00-	05	271300	05	227800-00000	Y	
		FY 2019 BUDGET ALLOCATION	05	027300	352,039.00-	05	271300	05	271306	Y	
		FY 2019 BUDGET ALLOCATION	05	027300	1,197,311.00-	05	271300	05	271312	Y	
		FY 2019 BUDGET ALLOCATION	05	027300	60,633.00-	05	271300	05	271307	Y	
		FY 2019 BUDGET ALLOCATION	05	027300	309,920.00-	05	271300	05	271304	Y	
		FY 2019 BUDGET ALLOCATION	05	027300	360,378.00-	05	271300	05	271305	Y	

Printed on a Xerox 9700 Laser Printing System at the Computing Services Center / Texas A&M University

Form: URGB01 (02/05/85)

CC	Account	Transaction Description	Offset CC	Offset Account	Amount	Actual Entry From CC	Actual Entry From Account	Actual Entry To CC	Actual Entry To Account	Feed	Mand
05	271300	ADMINISTRATIVE OHCR									
		FY 2019 BUDGET ALLOCATION	05	027300	678,090.00-	05	271300	05	271302	Y	
		FY 2019 BUDGET ALLOCATION	05	027300	405,129.00-	05	271300	05	271301	Y	
		** Decrease in SL Allocation **			3,403,142.00-						
05	271301	BUSINESS AFFAIRS									
		FY 2019 BUDGET ALLOCATION	05	027301	405,129.00	05	271300	05	271301	Y	
		** Increase in SL Allocation **			405,129.00						
05	271302	FINANCIAL MANAGEMENT SERVICES									
		FY 2019 BUDGET ALLOCATION	05	027302	678,090.00	05	271300	05	271302	Y	
		** Increase in SL Allocation **			678,090.00						
05	271304	PAYROLL SERVICES									
		FY 2019 BUDGET ALLOCATION	05	027304	309,920.00	05	271300	05	271304	Y	
		** Increase in SL Allocation **			309,920.00						
05	271305	HUMAN RESOURCES									
		FY 2019 BUDGET ALLOCATION	05	027305	360,378.00	05	271300	05	271305	Y	
		** Increase in SL Allocation **			360,378.00						
05	271306	CAMPUS PLANNING									
		FY 2019 BUDGET ALLOCATION	05	027306	352,039.00	05	271300	05	271306	Y	
		** Increase in SL Allocation **			352,039.00						
05	271307	INFORMATION RESOURCE									
		FY 2019 BUDGET ALLOCATION	05	027307	60,633.00	05	271300	05	271307	Y	
		** Increase in SL Allocation **			60,633.00						
05	271312	UNIVERSITY ASSESSMENTS									
		FY 2019 BUDGET ALLOCATION	05	027312	1,197,311.00	05	271300	05	271312	Y	
		** Increase in SL Allocation **			1,197,311.00						
05	330002	AFR AUXILIARY - S/L ACCOUNT									
		FY 2019 TRANSFER	05	030002	7,044,573.00	05	440002	05	330002	N	
		** Increase in SL Allocation **			7,044,573.00						
05	330100	USF TRANSPORTATION									
		FY 2019 BUDGET ALLOCATION	05	030100	352,045.00	05	231000	05	330100	Y	
		FY 2019 BUDGET ALLOCATION	05	030100	110,000.00	05	231000	05	330100	Y	
		** Increase in SL Allocation **			462,045.00						
05	330200-00000	USF SPORTS COMPLEX									
		FY 2019 BUDGET ALLOCATION	05	030100	3,294,286.00	05	231000	05	330200-00000	Y	
		FY 2019 BUDGET ALLOCATION	05	030100	95,000.00-	05	330200-00000	05	330200-00002	Y	
		FY 2019 BUDGET ALLOCATION	05	030100	2,841,695.00-	05	330200-00000	05	330200-00005	Y	
		FY 2019 BUDGET ALLOCATION	05	030100	357,591.00-	05	330200-00000	05	330200-00003	Y	
		** Decrease in SL Allocation **			0.00						

Printed on a Xerox 9700 Laser Printing System at the Computing Services Center / Texas A&M University

Form: URGB01 (02/05/85)

CC	Account	Transaction Description	--- Offset --- CC	Account	Amount	-------- Actual Entry --------- ---- From ----- CC	Account	----- To ------ CC	Account	Feed	Mand
05	330200-00002	USF SPORTS COMPLEX - PROJECTS									
		FY 2019 BUDGET ALLOCATION	05	030100	95,000.00	05	330200-00000	05	330200-00002	Y	
		** Increase in SL Allocation **			95,000.00						
05	330200-00003	USF SPORTS COMPLEX - FACILITIES									
		FY 2019 BUDGET TRANSFER	05	030100	95,444.00	05	330200-00005	05	330200-00003	Y	
		FY 2019 BUDGET ALLOCATION	05	030100	357,591.00	05	330200-00000	05	330200-00003	Y	
		FY 2019 BUDGET TRANSER	05	030100	291,808.00	05	231012	05	330200-00003	Y	
		** Increase in SL Allocation **			744,843.00						
05	330200-00005	USF SPORTS COMPLEX - STADIUM (DE									
		FY 2019 BUDGET TRANSFER	05	030100	95,444.00-	05	330200-00005	05	330200-00003	Y	
		FY 2019 BUDGET ALLOCATION	05	030100	2,841,695.00	05	330200-00000	05	330200-00005	Y	
		FY 2019 STADIUM & ATHLETIC FIE	05	030100	2,463,948.00-	05	330200-00005	05	030001	Y	
		** Increase in SL Allocation **			282,303.00						
05	330515	AUXILIARY RETIREES									
		FY 2019 BUDGET ALLOCATION	05	030515	125,000.00	05	333230-00000	05	330515	Y	
		FY 2019 BUDGET ALLOCATION	05	030515	103,639.00	05	333230-00000	05	330515	Y	
		** Increase in SL Allocation **			228,639.00						
05	331000	ATHLETICS ADMINISTRATION									
		FY 2019 BUDGET TRANSFER	05	031000	44,839.00-	05	331000	05	331025	Y	
		FY 2019 BUDGET ALLOCATION	05	031000	555,193.00	05	222098	05	331000	Y	
		FY 2019 BUDGET ALLOCATION	05	031000	439,780.00	05	220100	05	331000	Y	
		** Increase in SL Allocation **			950,134.00						
05	331002	ATHLETICS FACILITIES									
		FY 2019 BUDGET ALLOCATION	05	031000	76,412.00	05	220100	05	331002	Y	
		** Increase in SL Allocation **			76,412.00						
05	331005	ATHLETIC SCHOLARSHIPS									
		FY 2019 ALLOCATION	05	031000	50,000.00	05	331099	05	331005	Y	
		** Increase in SL Allocation **			50,000.00						
05	331006	SPORTS MEDICINE									
		FY 2019 ALLOCATION	05	031000	50,000.00	05	331099	05	331006	Y	
		FY 2019 BUDGET ALLOCATION	05	031000	309,120.00	05	220100	05	331006	Y	
		FY 2019 BUDGET ALLOCATION	05	031000	61,121.00	05	222098	05	331006	Y	
		** Increase in SL Allocation **			420,241.00						
05	331007	SPORTS INFORMATION DEVELOPMENT(S									
		FY 2019 BUDGET ALLOCATION	05	031000	7,411.00	05	222098	05	331007	Y	
		FY 2019 BUDGET ALLOCATION	05	031000	218,801.00	05	220100	05	331007	Y	
		** Increase in SL Allocation **			226,212.00						
05	331008	ATHLETICS INSURANCE ACCOUNT									
		FY 2019 BUDGET ALLOCATION	05	031000	326,382.00	05	222098	05	331008	Y	
		** Increase in SL Allocation **			326,382.00						

Printed on a Xerox 9700 Laser Printing System at the Computing Services Center / Texas A&M University

Form: URGB01 (02/05/85)

CC	Account	Transaction Description	Offset CC	Offset Account	Amount	Actual Entry From CC	Actual Entry From Account	Actual Entry To CC	Actual Entry To Account	Feed	Mand
05	331010	BASEBALL									
		FY 2019 BUDGET ALLOCATION	05	031000	296,280.00	05	222098	05	331010	Y	
		FY 2019 BUDGET ALLOCATION	05	031000	76,025.00	05	220100	05	331010	Y	
		FY 2019 ALLOCATION	05	031000	180,000.00	05	331099	05	331010	Y	
		** Increase in SL Allocation **			552,305.00						
05	331011	SOFTBALL - WOMEN									
		FY 2019 ALLOCATION	05	031000	180,000.00	05	331099	05	331011	Y	
		FY 2019 BUDGET ALLOCATION	05	031000	189,965.00	05	220100	05	331011	Y	
		FY 2019 BUDGET ALLOCATION	05	031000	55,761.00	05	222098	05	331011	Y	
		** Increase in SL Allocation **			425,726.00						
05	331012	WOMEN'S BOWLING									
		FY 2019 BUDGET ALLOCATION	05	031000	168,147.00	05	220100	05	331012	Y	
		FY 2019 ALLOCATION	05	031000	90,000.00	05	331099	05	331012	Y	
		** Increase in SL Allocation **			258,147.00						
05	331013	WOMEN'S SOCCER									
		FY 2019 ALLOCATION	05	031000	150,000.00	05	331099	05	331013	Y	
		FY 2019 BUDGET ALLOCATION	05	031000	172,873.00	05	220100	05	331013	Y	
		FY 2019 BUDGET ALLOCATION	05	031000	29,665.00	05	222098	05	331013	Y	
		** Increase in SL Allocation **			352,538.00						
05	331015	BASKETBALL - MEN									
		FY 2019 BUDGET ALLOCATION	05	031000	194,191.00	05	222098	05	331015	Y	
		FY 2019 ALLOCATION	05	031000	298,706.00	05	331099	05	331015	Y	
		FY 2019 BUDGET ALLOCATION	05	031000	31,159.00	05	220100	05	331015	Y	
		** Increase in SL Allocation **			524,056.00						
05	331020	ATHL. WOMEN'S BASKETBALL									
		FY 2019 BUDGET ALLOCATION	05	031000	73,618.00	05	220100	05	331020	Y	
		FY 2019 ALLOCATION	05	031000	341,481.00	05	331099	05	331020	Y	
		FY 2019 BUDGET ALLOCATION	05	031000	460,222.00	05	222098	05	331020	Y	
		** Increase in SL Allocation **			875,321.00						
05	331025	FOOTBALL									
		FY 2019 BUDGET ALLOCATION	05	031000	791,771.00	05	222098	05	331025	Y	
		FY 2019 ALLOCATION	05	031000	683,698.00	05	331099	05	331025	Y	
		FY 2019 BUDGET ALLOCATION	05	031000	129,212.00	05	220100	05	331025	Y	
		FY 2019 STADIUM & ATHLETIC FI	05	031000	145,754.00-	05	331025	05	030001	Y	
		FY 2019 BUDGET TRANSFER	05	031000	44,839.00	05	331000	05	331025	Y	
		** Increase in SL Allocation **			1,503,766.00						
05	331030	GOLF									
		FY 2019 BUDGET ALLOCATION	05	031000	11,132.00	05	220100	05	331030	Y	
		FY 2019 ALLOCATION	05	031000	120,000.00	05	331099	05	331030	Y	
		FY 2019 BUDGET ALLOCATION	05	031000	149,807.00	05	222098	05	331030	Y	
		** Increase in SL Allocation **			280,939.00						

Printed on a Xerox 9700 Laser Printing System at the Computing Services Center / Texas A&M University

Form: URGB01 (02/05/85)

CC	Account	Transaction Description	Offset CC	Offset Account	Amount	Actual Entry From CC	Actual Entry From Account	Actual Entry To CC	Actual Entry To Account	Feed	Mand
05	331035	TENNIS									
		FY 2019 BUDGET ALLOCATION	05	031000	9,710.00	05	222098	05	331035	Y	
		FY 2019 ALLOCATION	05	031000	165,000.00	05	331099	05	331035	Y	
		FY 2019 BUDGET ALLOCATION	05	031000	147,392.00	05	220100	05	331035	Y	
		** Increase in SL Allocation **			322,102.00						
05	331040	TRACK - MEN									
		FY 2019 BUDGET ALLOCATION	05	031000	52,356.00	05	222098	05	331040	Y	
		FY 2019 ALLOCATION	05	031000	160,000.00	05	331099	05	331040	Y	
		FY 2019 BUDGET ALLOCATION	05	031000	180,067.00	05	220100	05	331040	Y	
		** Increase in SL Allocation **			392,423.00						
05	331045	TRACK - WOMEN									
		FY 2019 BUDGET ALLOCATION	05	031000	238,842.00	05	220100	05	331045	Y	
		FY 2019 ALLOCATION	05	031000	250,000.00	05	331099	05	331045	Y	
		FY 2019 BUDGET ALLOCATION	05	031000	5,597.00	05	222098	05	331045	Y	
		** Increase in SL Allocation **			494,439.00						
05	331050	VOLLEYBALL - WOMEN									
		FY 2019 BUDGET ALLOCATION	05	031000	21,383.00	05	222098	05	331050	Y	
		FY 2019 ALLOCATION	05	031000	180,000.00	05	331099	05	331050	Y	
		FY 2019 BUDGET ALLOCATION	05	031000	177,341.00	05	220100	05	331050	Y	
		** Increase in SL Allocation **			378,724.00						
05	331091-00000	RECREATIONAL SPORTS FEE									
		FY2019 BUDGET TRANSFER	05	031091	23,990.00-	05	331091-00000	05	331091-00004	Y	
		FY2019 BUDGET TRANSFER	05	031091	626,748.00-	05	331091-00000	05	331091-00002	Y	
		FY2019 BUDGET TRANSFER	05	031091	15,000.00-	05	331091-00000	05	331091-00005	Y	
		FY 2019 RECREATION CENTER DEBT	05	031091	1,550,236.00-	05	331091-00000	05	030001	Y	
		FY2019 BUDGET TRANSFER	05	031091	583,163.00-	05	331091-00000	05	331091-00001	Y	
		** Decrease in SL Allocation **			2,799,137.00-						
05	331091-00001	RECREATIONAL SPORTS FEE - FACILI									
		FY2019 BUDGET TRANSFER	05	031091	583,163.00	05	331091-00000	05	331091-00001	Y	
		** Increase in SL Allocation **			583,163.00						
05	331091-00002	RECREATIONAL SPORTS FEE INTRAMUR									
		FY2019 BUDGET TRANSFER	05	031091	626,748.00	05	331091-00000	05	331091-00002	Y	
		** Increase in SL Allocation **			626,748.00						
05	331091-00004	RECREATIONAL SPORTS FEE - TMC									
		FY2019 BUDGET TRANSFER	05	031091	23,990.00	05	331091-00000	05	331091-00004	Y	
		** Increase in SL Allocation **			23,990.00						
05	331091-00005	RECREATIONAL SPORTS FEE - NWHC									
		FY2019 BUDGET TRANSFER	05	031091	15,000.00	05	331091-00000	05	331091-00005	Y	
		** Increase in SL Allocation **			15,000.00						

Printed on a Xerox 9700 Laser Printing System at the Computing Services Center / Texas A&M University

Form: URGB01 (02/05/85)

CC	Account	Transaction Description	--- Offset --- CC	Account	Amount	-------- Actual Entry --------- ---- From ----- CC	Account	----- To ------ CC	Account	Feed	Mand
05	331099	ATHLETICS FEE									
		FY 2019 BASEBALL FIELD GRANDST	05	031099	108,750.00-	05	331099	05	030001	Y	
		FY 2019 ALLOCATION	05	031099	341,481.00-	05	331099	05	331020	Y	
		FY 2019 ALLOCATION	05	031099	250,000.00-	05	331099	05	331045	Y	
		FY 2019 ALLOCATION	05	031099	120,000.00-	05	331099	05	331030	Y	
		FY 2019 ALLOCATION	05	031099	165,000.00-	05	331099	05	331035	Y	
		FY 2019 ALLOCATION	05	031099	683,698.00-	05	331099	05	331025	Y	
		FY 2019 ALLOCATION	05	031099	160,000.00-	05	331099	05	331040	Y	
		FY 2019 ALLOCATION	05	031099	180,000.00-	05	331099	05	331050	Y	
		FY 2019 ALLOCATION	05	031099	50,000.00-	05	331099	05	331006	Y	
		FY 2019 ALLOCATION	05	031099	150,000.00-	05	331099	05	331013	Y	
		FY 2019 ALLOCATION	05	031099	90,000.00-	05	331099	05	331012	Y	
		FY 2019 ALLOCATION	05	031099	298,706.00-	05	331099	05	331015	Y	
		FY 2019 ALLOCATION	05	031099	180,000.00-	05	331099	05	331010	Y	
		FY 2019 ALLOCATION	05	031099	180,000.00-	05	331099	05	331011	Y	
		FY 2019 ALLOCATION	05	031099	50,000.00-	05	331099	05	331005	Y	
		** Decrease in SL Allocation **			3,007,635.00-						
05	331500-00000	AUXILIARY - ADMINISTRATION									
		FY 2019 BUDGET TRANSFER	05	031500	1,500.00-	05	331500-00000	05	332101	Y	
		FY2019 BUDGET TRANSFER	05	031500	1,300.00	05	334065	05	331500-00000	Y	
		FY2019 BUDGET TRANSFER	05	031500	3,750.00	05	332065-00000	05	331500-00000	Y	
		FY2019 BUDGET TRANSFER	05	031500	45,000.00	05	334063	05	331500-00000	Y	
		FY2019 BUDGET TRANSFER	05	031500	463,500.00	05	334060-00000	05	331500-00000	Y	
		FY2019 BUDGET TRANSFER	05	031500	33,000.00	05	332000	05	331500-00000	Y	
		FY2019 BUDGET TRANSFER	05	031500	1,500.00	05	332101	05	331500-00000	Y	
		FY2019 BUDGET TRANSFER	05	031500	27,500.00	05	333500	05	331500-00000	Y	
		FY 2019 BUDGET TRANSFER	05	031500	5,100.00	05	331510	05	331500-00000	Y	
		** Increase in SL Allocation **			579,150.00						
05	331510	UNIVERSITY POLICE									
		FY 2019 BUDGET TRANSFER	05	031510	5,100.00-	05	331510	05	331500-00000	Y	
		FY2019 BUDGET TRANSFER	05	031510	43,260.00	05	334060-00000	05	331510	Y	
		** Increase in SL Allocation **			38,160.00						
05	332000	M.S.C. FACILITY									
		FY2019 BUDGET TRANSFER	05	032000	33,000.00-	05	332000	05	331500-00000	Y	
		FY2019 BUDGET TRANSFER	05	032000	33,000.00-	05	332000	05	332201	Y	
		FY 2019 STUDENT CENTER DEBT	05	032000	319,587.00-	05	332000	05	030001	Y	
		FY2019 BUDGET TRANSFER	05	032000	35,750.00-	05	332000	05	334200	Y	
		FY 2019 BUDGET ALLOCATION	05	032000	319,587.00	05	220100	05	332000	Y	
		** Decrease in SL Allocation **			101,750.00-						
05	332065-00000	HEALTH SERVICES									
		FY2019 BUDGET TRANSFER	05	032065	3,750.00-	05	332065-00000	05	331500-00000	Y	
		** Decrease in SL Allocation **			3,750.00-						

Printed on a Xerox 9700 Laser Printing System at the Computing Services Center / Texas A&M University

Form: URGB01 (02/05/85)

CC	Account	Transaction Description	Actual Entry: Offset CC	Offset Account	Amount	From CC	From Account	To CC	To Account	Feed	Mand
05	332101	VENDING REVENUE									
		FY2019 BUDGET TRANSFER	05	032101	1,500.00-	05	332101	05	331500-00000	Y	
		FY2019 BUDGET TRANSFER	05	032101	17,000.00-	05	332101	05	332110	Y	
		FY 2019 BUDGET TRANSFER	05	032101	1,500.00	05	331500-00000	05	332101	Y	
		** Decrease in SL Allocation **			17,000.00-						
05	332110	PRESIDENT'S OFFICE CONCESSIONS									
		FY2019 BUDGET TRANSFER	05	032110	17,000.00	05	332101	05	332110	Y	
		** Increase in SL Allocation **			17,000.00						
05	332201	MSC FACILITY FEE ACCOUNT									
		FY2019 BUDGET TRANSFER	05	032201	33,000.00	05	332000	05	332201	Y	
		FY2019 BUDGET TRANSFER	05	032201	50,000.00	05	334060-00000	05	332201	Y	
		** Increase in SL Allocation **			83,000.00						
05	333230-00000	ADMIN OVERHEAD RECOVERY									
		FY 2019 BUDGET ALLOCATION	05	033230	103,639.00-	05	333230-00000	05	330515	Y	
		FY 2019 BUDGET ALLOCATION	05	033230	201,538.00-	05	333230-00000	05	333233	Y	
		FY 2019 BUDGET ALLOCATION	05	033230	614,649.00-	05	333230-00000	05	333233	Y	
		FY 2019 BUDGET ALLOCATION	05	033230	125,000.00-	05	333230-00000	05	330515	Y	
		** Decrease in SL Allocation **			1,044,826.00-						
05	333233	PROCUREMENT & DISBURSEMENT OHCR									
		FY 2019 BUDGET ALLOCATION	05	033233	201,538.00	05	333230-00000	05	333233	Y	
		FY 2019 BUDGET ALLOCATION	05	033233	614,649.00	05	333230-00000	05	333233	Y	
		** Increase in SL Allocation **			816,187.00						
05	333500	LAUNDRY									
		FY2019 BUDGET TRANSFER	05	033500	27,500.00-	05	333500	05	331500-00000	Y	
		FY2019 BUDGET TRANSFER	05	033500	80,000.00	05	334060-00000	05	333500	Y	
		** Increase in SL Allocation **			52,500.00						
05	334060-00000	CAMPUS DINING									
		FY2019 BUDGET TRANSFER	05	034060	346,450.00-	05	334060-00000	05	334200	Y	
		FY2019 BUDGET TRANSFER	05	034060	80,000.00-	05	334060-00000	05	333500	Y	
		FY2019 BUDGET TRANSFER	05	034060	50,000.00-	05	334060-00000	05	332201	Y	
		FY2019 BUDGET TRANSFER	05	034060	43,260.00-	05	334060-00000	05	331510	Y	
		FY2019 BUDGET TRANSFER	05	034060	463,500.00-	05	334060-00000	05	331500-00000	Y	
		** Decrease in SL Allocation **			983,210.00-						
05	334063	PARKING MANAGEMENT									
		FY2019 BUDGET TRANSFER	05	034063	45,000.00-	05	334063	05	331500-00000	Y	
		** Decrease in SL Allocation **			45,000.00-						
05	334064	PARKING GARAGE NURSING CENTER									
		FY 2019 PARKING GARAGE DEBT	05	034064	850,862.00-	05	334064	05	030001	Y	
		** Decrease in SL Allocation **			850,862.00-						

Printed on a Xerox 9700 Laser Printing System at the Computing Services Center / Texas A&M University

Form: URGB01 (02/05/85)

CC	Account	Transaction Description	Offset CC	Offset Account	Amount	Actual Entry From CC	Actual Entry From Account	Actual Entry To CC	Actual Entry To Account	Feed	Mand
05	334065	SHUTTLE SERVICE									
		FY2019 BUDGET TRANSFER	05	034065	1,300.00-	05	334065	05	331500-00000	Y	
		** Decrease in SL Allocation **			1,300.00-						
05	334200	RETAIL CENTER OPERATIONS									
		FY2019 BUDGET TRANSFER	05	034200	346,450.00	05	334060-00000	05	334200	Y	
		FY2019 BUDGET TRANSFER	05	034200	35,750.00	05	332000	05	334200	Y	
		** Increase in SL Allocation **			382,200.00						
05	414808-00000	HBCU TITLE III FY 17-18									
		FY 2019 BUDGET TRANSFER	05	041000	51,282.00-	05	414808-00000	05	414808-00001	Y	
		FY 2019 BUDGET TRANSFER	05	041000	7,985.00-	05	414808-00000	05	414808-04001	Y	
		** Decrease in SL Allocation **			59,267.00-						
05	414808-00001	HBCU TITLE ACTIVITY 1 PROJECT AD									
		FY 2019 BUDGET TRANSFER	05	041000	51,282.00	05	414808-00000	05	414808-00001	Y	
		** Increase in SL Allocation **			51,282.00						
05	414808-04001	HBCU ACTIVITY 5 GLOBAL VIEW									
		FY 2019 BUDGET TRANSFER	05	041000	7,985.00	05	414808-00000	05	414808-04001	Y	
		** Increase in SL Allocation **			7,985.00						
05	414809-00000	HBCU TITLE III FY 18-19									
		FY 2019 BUDGET TRANSFER	05	041000	615,857.00-	05	414809-00000	05	414809-00001	Y	
		FY 2019 BUDGET TRANSFER	05	041000	252,077.00-	05	414809-00000	05	414809-08001	Y	
		FY 2019 BUDGET TRANSFER	05	041000	87,837.00-	05	414809-00000	05	414809-04001	Y	
		** Decrease in SL Allocation **			955,771.00-						
05	414809-00001	HBCU ACTIVITY 1									
		FY 2019 BUDGET TRANSFER	05	041000	615,857.00	05	414809-00000	05	414809-00001	Y	
		** Increase in SL Allocation **			615,857.00						
05	414809-04001	HBCU TITLE III FY 18-19 ACTIVITY									
		FY 2019 BUDGET TRANSFER	05	041000	87,837.00	05	414809-00000	05	414809-04001	Y	
		** Increase in SL Allocation **			87,837.00						
05	414809-08001	HBCU TITLE III FY 18-19 ACTIVITY									
		FY 2019 BUDGET TRANSFER	05	041000	252,077.00	05	414809-00000	05	414809-08001	Y	
		** Increase in SL Allocation **			252,077.00						
05	415277-00000	HBCU PROGRAM FY 17-18									
		FY 2019 BUDGET TRANSFER	05	041000	1,471.00-	05	415277-00000	05	415277-00001	Y	
		** Decrease in SL Allocation **			1,471.00-						
05	415277-00001	HBCI PROGRAM FY 17-18									
		FY 2019 BUDGET TRANSFER	05	041000	1,471.00	05	415277-00000	05	415277-00001	Y	
		** Increase in SL Allocation **			1,471.00						

Printed on a Xerox 9700 Laser Printing System at the Computing Services Center / Texas A&M University

Form: URGB01 (02/05/85)

CC	Account	Transaction Description	--- Offset --- CC	Account	Amount	-------- Actual Entry --------- ---- From ----- CC	Account	----- To ------ CC	Account	Feed	Mand
05	415278-00000	HBGI PROGRAM FY18-19									
		FY 2019 BUDGET TRANSFER	05	041000	16,192.00-	05	415278-00000	05	415278-00001	Y	
		** Decrease in SL Allocation **			16,192.00-						
05	415278-00001	HBGI PROGRAM FY18-19 ACTIVITY 1									
		FY 2019 BUDGET TRANSFER	05	041000	16,192.00	05	415278-00000	05	415278-00001	Y	
		** Increase in SL Allocation **			16,192.00						
05	415817-00000	TITLE III SAFRA FY 17-18									
		FY 2019 BUDGET TRANSFER	05	041000	2,741.00-	05	415817-00000	05	415817-00001	Y	
		** Decrease in SL Allocation **			2,741.00-						
05	415817-00001	HBCU FY 17-18 SAFRA PROJECT ADMI									
		FY 2019 BUDGET TRANSFER	05	041000	2,741.00	05	415817-00000	05	415817-00001	Y	
		** Increase in SL Allocation **			2,741.00						
05	415818-00000	TITLE III SAFRA FY18-19									
		FY 2019 BUDGET TRANSFER	05	041000	30,230.00-	05	415818-00000	05	415818-00001	Y	
		** Decrease in SL Allocation **			30,230.00-						
05	415818-00001	HBCU FY18-19 SAFRA PROJECT ADMIN									
		FY 2019 BUDGET TRANSFER	05	041000	30,230.00	05	415818-00000	05	415818-00001	Y	
		** Increase in SL Allocation **			30,230.00						
05	440002	AFR RESTRICTED - TUITION DISCOUN									
		FY 2019 TRANSFER	05	040002	7,590,118.00-	05	440002	05	100003	N	
		FY 2019 TRANSFER	05	040002	7,044,573.00-	05	440002	05	330002	N	
		FY 2019 TRANSFER	05	040002	20,239,516.00-	05	440002	05	220002	N	
		FY 2019 TUITION DISCOUNTING	05	040002	7,308,443.00	05	110003	05	440002	N	
		** Decrease in SL Allocation **			27,565,764.00-						
05	480506-00000	TEXAS GRANT 2018-2019									
		FY 2019 BUDGET TRANSFER	05	048000	4,306,828.00-	05	480506-00000	05	480506-01001	Y	
		FY 2019 BUDGET TRANSFER	05	048000	4,985,921.00-	05	480506-00000	05	480506-00001	Y	
		** Decrease in SL Allocation **			9,292,749.00-						
05	480506-00001	TEXAS GRANT INITIAL 2018-2019									
		FY 2019 BUDGET TRANSFER	05	048000	4,985,921.00	05	480506-00000	05	480506-00001	Y	
		** Increase in SL Allocation **			4,985,921.00						
05	480506-01001	TEXAS GRANT RENEWAL 2018-2019									
		FY 2019 BUDGET TRANSFER	05	048000	4,306,828.00	05	480506-00000	05	480506-01001	Y	
		** Increase in SL Allocation **			4,306,828.00						
05	482104-00000	EVANS ALLEN FY 2018									
		FY 2019 BUDGET TRANSFER	05	048200	35,659.00-	05	482104-00000	05	482104-00301	Y	
		FY 2019 BUDGET TRANSFER	05	048200	69,876.00-	05	482104-00000	05	482104-00501	Y	

Printed on a Xerox 9700 Laser Printing System at the Computing Services Center / Texas A&M University

Form: URGB01 (02/05/85)

CC	Account	Transaction Description	Offset CC	Offset Account	Amount	Actual Entry From CC	Actual Entry From Account	Actual Entry To CC	Actual Entry To Account	Feed	Mand
05	482104-00000	EVANS ALLEN FY 2018									
		FY 2019 BUDGET TRANSFER	05	048200	38,418.00-	05	482104-00000	05	482104-00801	Y	
		FY 2019 BUDGET TRANSFER	05	048200	100,744.00-	05	482104-00000	05	482104-00601	Y	
		FY 2019 BUDGET TRANSFER	05	048200	61,269.00-	05	482104-00000	05	482104-00701	Y	
		FY 2019 BUDGET TRANSFER	05	048200	9,848.00-	05	482104-00000	05	482104-00401	Y	
		FY 2019 BUDGET TRANSFER	05	048200	51,318.00-	05	482104-00000	05	482104-01001	Y	
		FY 2019 BUDGET TRANSFER	05	048200	77,251.00-	05	482104-00000	05	482104-00201	Y	
		FY 2019 BUDGET TRANSFER	05	048200	502,924.00-	05	482104-00000	05	482104-00001	Y	
		FY 2019 BUDGET TRANSFER	05	048200	22,811.00-	05	482104-00000	05	482104-00101	Y	
		FY 2019 BUDGET TRANSFER	05	048200	711,535.00-	05	482104-00000	05	482104-00099	Y	
		** Decrease in SL Allocation **			1,681,653.00-						
05	482104-00001	CARC ADMINISTRATION FY18									
		FY 2019 BUDGET TRANSFER	05	048200	502,924.00	05	482104-00000	05	482104-00001	Y	
		** Increase in SL Allocation **			502,924.00						
05	482104-00099	CARC FACILITIES SUPPORT FY18									
		FY 2019 BUDGET TRANSFER	05	048200	711,535.00	05	482104-00000	05	482104-00099	Y	
		** Increase in SL Allocation **			711,535.00						
05	482104-00101	CARC MARK COMM PLANN & IT FY18									
		FY 2019 BUDGET TRANSFER	05	048200	22,811.00	05	482104-00000	05	482104-00101	Y	
		** Increase in SL Allocation **			22,811.00						
05	482104-00201	CARC ANIMAL SYSTEMS RESEARCH FY1									
		FY 2019 BUDGET TRANSFER	05	048200	77,251.00	05	482104-00000	05	482104-00201	Y	
		** Increase in SL Allocation **			77,251.00						
05	482104-00301	CARC INTN' GOAT RESEARCH FY18									
		FY 2019 BUDGET TRANSFER	05	048200	35,659.00	05	482104-00000	05	482104-00301	Y	
		** Increase in SL Allocation **			35,659.00						
05	482104-00401	CARC									
		FY 2019 BUDGET TRANSFER	05	048200	9,848.00	05	482104-00000	05	482104-00401	Y	
		** Increase in SL Allocation **			9,848.00						
05	482104-00501	CARC FOOD SYSTEMS FY18									
		FY 2019 BUDGET TRANSFER	05	048200	69,876.00	05	482104-00000	05	482104-00501	Y	
		** Increase in SL Allocation **			69,876.00						
05	482104-00601	CARC PLANT SYSTEMS FY 18									
		FY 2019 BUDGET TRANSFER	05	048200	100,744.00	05	482104-00000	05	482104-00601	Y	
		** Increase in SL Allocation **			100,744.00						
05	482104-00701	CARC NATURAL RES & ENVIRON. FY18									
		FY 2019 BUDGET TRANSFER	05	048200	61,269.00	05	482104-00000	05	482104-00701	Y	
		** Increase in SL Allocation **			61,269.00						

Printed on a Xerox 9700 Laser Printing System at the Computing Services Center / Texas A&M University

Form: URGB01 (02/05/85)

CC	Account	Transaction Description	--- Offset --- CC	Account	Amount	-------- Actual Entry --------- ---- From ----- CC	Account	----- To ------ CC	Account	Feed	Mand
05	482104-00801	FARM									
		FY 2019 BUDGET TRANSFER	05	048200	38,418.00	05	482104-00000	05	482104-00801	Y	
		** Increase in SL Allocation **			38,418.00						
05	482104-01001	CARC SOCIAL SYS & ALLIED RES FY1									
		FY 2019 BUDGET TRANSFER	05	048200	51,318.00	05	482104-00000	05	482104-01001	Y	
		** Increase in SL Allocation **			51,318.00						
05	482105-00000	EVANS ALLEN FY 2019									
		FY 2019 BUDGET TRANSFER	05	048200	490,665.00-	05	482105-00000	05	482105-00201	Y	
		FY 2019 BUDGET TRANSFER	05	048200	65,756.00-	05	482105-00000	05	482105-00401	Y	
		FY 2019 BUDGET TRANSFER	05	048200	249,580.00-	05	482105-00000	05	482105-00801	Y	
		FY 2019 BUDGET TRANSFER	05	048200	461,645.00-	05	482105-00000	05	482105-01001	Y	
		FY 2019 BUDGET TRANSFER	05	048200	374,272.00-	05	482105-00000	05	482105-00501	Y	
		FY 2019 BUDGET TRANSFER	05	048200	315,072.00-	05	482105-00000	05	482105-00701	Y	
		FY 2019 BUDGET TRANSFER	05	048200	703,377.00-	05	482105-00000	05	482105-00601	Y	
		FY 2019 BUDGET TRANSFER	05	048200	318,480.00-	05	482105-00000	05	482105-00301	Y	
		FY 2019 BUDGET TRANSFER	05	048200	247,480.00-	05	482105-00000	05	482105-00101	Y	
		FY 2019 BUDGET TRANSFER	05	048200	729,043.00-	05	482105-00000	05	482105-00099	Y	
		FY 2019 BUDGET TRANSFER	05	048200	1,215,281.00-	05	482105-00000	05	482105-00001	Y	
		** Decrease in SL Allocation **			5,170,651.00-						
05	482105-00001	CARC ADMINISTRATION FY19									
		FY 2019 BUDGET TRANSFER	05	048200	1,215,281.00	05	482105-00000	05	482105-00001	Y	
		** Increase in SL Allocation **			1,215,281.00						
05	482105-00099	CARC FACILITIES SUPPORT FY19									
		FY 2019 BUDGET TRANSFER	05	048200	729,043.00	05	482105-00000	05	482105-00099	Y	
		** Increase in SL Allocation **			729,043.00						
05	482105-00101	CARC MARKET, COMM, PLAN, IT FY 1									
		FY 2019 BUDGET TRANSFER	05	048200	247,480.00	05	482105-00000	05	482105-00101	Y	
		** Increase in SL Allocation **			247,480.00						
05	482105-00201	CARC ANIMAL SYSTEM RESEARCH FY19									
		FY 2019 BUDGET TRANSFER	05	048200	490,665.00	05	482105-00000	05	482105-00201	Y	
		** Increase in SL Allocation **			490,665.00						
05	482105-00301	CARC INTN GOAT CENTER FY19									
		FY 2019 BUDGET TRANSFER	05	048200	318,480.00	05	482105-00000	05	482105-00301	Y	
		** Increase in SL Allocation **			318,480.00						
05	482105-00401	CARC POULTRY CENTER FY19									
		FY 2019 BUDGET TRANSFER	05	048200	65,756.00	05	482105-00000	05	482105-00401	Y	
		** Increase in SL Allocation **			65,756.00						
05	482105-00501	CARC FOOD SYSTEMS RESEARCH FY19									
		FY 2019 BUDGET TRANSFER	05	048200	374,272.00	05	482105-00000	05	482105-00501	Y	
		** Increase in SL Allocation **			374,272.00						

Printed on a Xerox 9700 Laser Printing System at the Computing Services Center / Texas A&M University

Form: URGB01 (02/05/85)

CC	Account	Transaction Description	Offset CC	Offset Account	Amount	Actual Entry From CC	Actual Entry From Account	Actual Entry To CC	Actual Entry To Account	Feed	Mand
05	482105-00601	CARC PLANT SYSTEMS FY19									
		FY 2019 BUDGET TRANSFER	05	048200	703,377.00	05	482105-00000	05	482105-00601	Y	
		** Increase in SL Allocation **			703,377.00						
05	482105-00701	CARC NATURAL RESRC & ENVIR FY19									
		FY 2019 BUDGET TRANSFER	05	048200	315,072.00	05	482105-00000	05	482105-00701	Y	
		** Increase in SL Allocation **			315,072.00						
05	482105-00801	CARC FARM OPERATIONS FY19									
		FY 2019 BUDGET TRANSFER	05	048200	249,580.00	05	482105-00000	05	482105-00801	Y	
		** Increase in SL Allocation **			249,580.00						
05	482105-01001	CARC SOC SYS & ALLIED RES FY19									
		FY 2019 BUDGET TRANSFER	05	048200	461,645.00	05	482105-00000	05	482105-01001	Y	
		** Increase in SL Allocation **			461,645.00						
05	482204-00000	COOPERATIVE EXTENSION FY18									
		FY 2019 BUDGET TRANSFER	05	048200	188,301.00-	05	482204-00000	05	482204-18201	Y	
		FY 2019 BUDGET TRANSFER	05	048200	67,076.00-	05	482204-00000	05	482204-18501	Y	
		FY 2019 BUDGET TRANSFER	05	048200	50,000.00-	05	482204-00000	05	482204-19501	Y	
		FY 2019 BUDGET TRANSFER	05	048200	212,946.00-	05	482204-00000	05	482204-19001	Y	
		FY 2019 BUDGET TRANSFER	05	048200	233,789.00-	05	482204-00000	05	482204-19401	Y	
		FY 2019 BUDGET TRANSFER	05	048200	124,850.00-	05	482204-00000	05	482204-18401	Y	
		FY 2019 BUDGET TRANSFER	05	048200	50,000.00-	05	482204-00000	05	482204-19101	Y	
		FY 2019 BUDGET TRANSFER	05	048200	93,894.00-	05	482204-00000	05	482204-19301	Y	
		FY 2019 BUDGET TRANSFER	05	048200	96,515.00-	05	482204-00000	05	482204-18301	Y	
		FY 2019 BUDGET TRANSFER	05	048200	160,917.00-	05	482204-00000	05	482204-19201	Y	
		FY 2019 BUDGET TRANSFER	05	048200	20,366.00-	05	482204-00000	05	482204-18101	Y	
		FY 2019 BUDGET TRANSFER	05	048200	28,700.00-	05	482204-00000	05	482204-18099	Y	
		FY 2019 BUDGET TRANSFER	05	048200	168,069.00-	05	482204-00000	05	482204-18001	Y	
		** Decrease in SL Allocation **			1,495,423.00-						
05	482204-18001	ADMIN									
		FY 2019 BUDGET TRANSFER	05	048200	168,069.00	05	482204-00000	05	482204-18001	Y	
		** Increase in SL Allocation **			168,069.00						
05	482204-18099	CEP FACILITIES SUPPORT FY18									
		FY 2019 BUDGET TRANSFER	05	048200	28,700.00	05	482204-00000	05	482204-18099	Y	
		** Increase in SL Allocation **			28,700.00						
05	482204-18101	CEP MARKETING COMM FY18									
		FY 2019 BUDGET TRANSFER	05	048200	20,366.00	05	482204-00000	05	482204-18101	Y	
		** Increase in SL Allocation **			20,366.00						
05	482204-18201	CEP FAMILY & CONSUMER SCI. FY18									
		FY 2019 BUDGET TRANSFER	05	048200	188,301.00	05	482204-00000	05	482204-18201	Y	
		** Increase in SL Allocation **			188,301.00						

Printed on a Xerox 9700 Laser Printing System at the Computing Services Center / Texas A&M University

Form: URGB01 (02/05/85)

CC	Account	Transaction Description	--- Offset --- CC	Account	Amount	-------- Actual Entry --------- ---- From ----- CC	Account	----- To ------ CC	Account	Feed	Mand
05	482204-18301	CEP AGRI & NATURAL RESOURCE FY18									
		FY 2019 BUDGET TRANSFER	05	048200	96,515.00	05	482204-00000	05	482204-18301	Y	
		** Increase in SL Allocation **			96,515.00						
05	482204-18401	CEP 4H & YOUTH DEV FY18									
		FY 2019 BUDGET TRANSFER	05	048200	124,850.00	05	482204-00000	05	482204-18401	Y	
		** Increase in SL Allocation **			124,850.00						
05	482204-18501	CEP COMMUNITY & ECON DEV FY18									
		FY 2019 BUDGET TRANSFER	05	048200	67,076.00	05	482204-00000	05	482204-18501	Y	
		** Increase in SL Allocation **			67,076.00						
05	482204-19001	CEP ADMINISTRATION FY18 CF									
		FY 2019 BUDGET TRANSFER	05	048200	212,946.00	05	482204-00000	05	482204-19001	Y	
		** Increase in SL Allocation **			212,946.00						
05	482204-19101	CEP MARKETING COMM FY18 CF									
		FY 2019 BUDGET TRANSFER	05	048200	50,000.00	05	482204-00000	05	482204-19101	Y	
		** Increase in SL Allocation **			50,000.00						
05	482204-19201	CEP FAMILY & CONSUMER SCI FY18 C									
		FY 2019 BUDGET TRANSFER	05	048200	160,917.00	05	482204-00000	05	482204-19201	Y	
		** Increase in SL Allocation **			160,917.00						
05	482204-19301	CEP AGRI & NATURAL RESOURCE FY18									
		FY 2019 BUDGET TRANSFER	05	048200	93,894.00	05	482204-00000	05	482204-19301	Y	
		** Increase in SL Allocation **			93,894.00						
05	482204-19401	CEP 4H & YOUTH DEVELOPMENT FY18									
		FY 2019 BUDGET TRANSFER	05	048200	233,789.00	05	482204-00000	05	482204-19401	Y	
		** Increase in SL Allocation **			233,789.00						
05	482204-19501	CEP COMMUNITY & ECON DEV FY18 CF									
		FY 2019 BUDGET TRANSFER	05	048200	50,000.00	05	482204-00000	05	482204-19501	Y	
		** Increase in SL Allocation **			50,000.00						
05	482205-00000	COOPERATIVE EXTENSION FY19									
		FY 2019 BUDGET TRANSFER	05	048200	811,718.00-	05	482205-00000	05	482205-19001	Y	
		FY 2019 BUDGET TRANSFER	05	048200	59,515.00-	05	482205-00000	05	482205-19101	Y	
		FY 2019 BUDGET TRANSFER	05	048200	580,706.00-	05	482205-00000	05	482205-19501	Y	
		FY 2019 BUDGET TRANSFER	05	048200	664,433.00-	05	482205-00000	05	482205-19301	Y	
		FY 2019 BUDGET TRANSFER	05	048200	1,150,558.00-	05	482205-00000	05	482205-19201	Y	
		FY 2019 BUDGET TRANSFER	05	048200	813,341.00-	05	482205-00000	05	482205-19401	Y	
		FY 2019 BUDGET TRANSFER	05	048200	381,855.00-	05	482205-00000	05	482205-19099	Y	
		** Decrease in SL Allocation **			4,462,126.00-						
05	482205-19001	CEP ADMIN FY19									
		FY 2019 BUDGET TRANSFER	05	048200	811,718.00	05	482205-00000	05	482205-19001	Y	
		** Increase in SL Allocation **			811,718.00						

Printed on a Xerox 9700 Laser Printing System at the Computing Services Center / Texas A&M University

Form: URGB01 (02/05/85)

CC	Account	Transaction Description	Offset CC	Offset Account	Amount	Actual Entry From CC	Actual Entry From Account	Actual Entry To CC	Actual Entry To Account	Feed	Mand
05	482205-19099	CEP FACILITIES SUPPORT FY19									
		FY 2019 BUDGET TRANSFER	05	048200	381,855.00	05	482205-00000	05	482205-19099	Y	
		** Increase in SL Allocation **			381,855.00						
05	482205-19101	CEP MRKT COMM PLAN & IT FY19									
		FY 2019 BUDGET TRANSFER	05	048200	59,515.00	05	482205-00000	05	482205-19101	Y	
		** Increase in SL Allocation **			59,515.00						
05	482205-19201	CEP FAMILY & CONSUMER SCI FY19									
		FY 2019 BUDGET TRANSFER	05	048200	1,150,558.00	05	482205-00000	05	482205-19201	Y	
		** Increase in SL Allocation **			1,150,558.00						
05	482205-19301	CEP AGRI & NAT RESOURCES FY19									
		FY 2019 BUDGET TRANSFER	05	048200	664,433.00	05	482205-00000	05	482205-19301	Y	
		** Increase in SL Allocation **			664,433.00						
05	482205-19401	CEP 4H & YOUTH DEVEL FY19									
		FY 2019 BUDGET TRANSFER	05	048200	813,341.00	05	482205-00000	05	482205-19401	Y	
		** Increase in SL Allocation **			813,341.00						
05	482205-19501	CEP COMM & ECON DEVEL FY19									
		FY 2019 BUDGET TRANSFER	05	048200	580,706.00	05	482205-00000	05	482205-19501	Y	
		** Increase in SL Allocation **			580,706.00						
05	482304-00000	EXPANDED FOOD NUTRITION PR FY18									
		FY 2019 BUDGET TRANSFER	05	048200	225,021.00-	05	482304-00000	05	482304-00001	Y	
		** Decrease in SL Allocation **			225,021.00-						
05	482304-00001	EFNEP									
		FY 2019 BUDGET TRANSFER	05	048200	225,021.00	05	482304-00000	05	482304-00001	Y	
		** Increase in SL Allocation **			225,021.00						
05	558405	ALL FAITHS CHAPEL BUILDING FUND									
		FY2019 BUDGET TRANSFER	05	055900	2,961.00	05	558408	05	558405	Y	
		** Increase in SL Allocation **			2,961.00						
05	558408	JPAFC FUND RAISING ACCOUNT									
		FY2019 BUDGET TRANSFER	05	055900	2,961.00-	05	558408	05	558405	Y	
		** Decrease in SL Allocation **			2,961.00-						

Printed on a Xerox 9700 Laser Printing System at the Computing Services Center / Texas A&M University

Form: URGB01 (02/05/85)

CC	Account	Transaction Description	--- Offset --- CC	Account	Amount	-------- Actual Entry --------- ---- From ----- CC	Account	----- To ------ CC	Account	Feed	Mand

****
* *
* BLANK PAGE *
* *
****

Printed on a Xerox 9700 Laser Printing System at the Computing Services Center / Texas A&M University

Form: URGB01 (02/05/85)

Account	Name	Section	Page
100003-	AFR E&G REVENUE S/L ACCOUNT	2	1
101100-	TUITION-NON RESIDENT-FALL	2	1
101101-	TUITION-NON RESIDENT-SPRING	2	1
101102-	TUITION-NON RESIDENT-SUMMER	2	1
101109-	3 - PEAT	2	1
101200-	TUITION-RESIDENT_FALL	2	1
101201-	TUITION-RESIDENT-SPRING	2	1
101202-	TUITION-RESIDENT-SUMMER	2	1
101900-	TUITION EXEMPTIONS	2	1
102100-	STATE APPROPRIATIONS	2	2
102104-	BENEFITS PAID BY THE STATE	2	2
102105-	GIP	2	2
102106-	COMPREHENSIVE RESEARCH FUNDS	2	2
102201-	CENTER FOR JUVENILE JUSTICE	2	2
102203-	ADI-ACADEMIC DEVELOPMENT INITIATIVE	2	2
102206-	TEXAS COLLEGE WORK STUDY	2	2
102207-	LICENSE PLATES	2	2
103610-	INTEREST ON TIME DEPOSITS	2	2
103720-	LAB FEE INCOME	2	2
110003-	AFR E&G TUITION DISCOUNTING	2	3
110100-	PRESIDENT'S OFFICE	2	3
110101-10500	PROVOST	2	3
110140-	INSTITUTIONAL ACCREDITATION	2	3
110150-	VP-ADMINISTRATION	2	3
110151-	COMPLIANCE ADLOC	2	3
110210-	STATE-BUSINESS SERVICES	2	3
110211-	INFORMATION RESOURCE	2	3
110220-	FINANCE ADMINISTRATION	2	3
110230-	PROCUREMENT & DISBURSEMENT SERV.	2	4
110300-00000	STATE VP - BUSINESS AFFAIRS	2	4
110309-	CAMPUS MASTER PLANNING & SPACE MGMT	2	4
110310-	HUMAN RESOURCE	2	4
110400-00000	V.P. INSTITUTIONAL REL & P.S.	2	4
110403-	OFFICE OF INTERNATIONAL AFFAIRS	2	4
110500-	VP - ACADEMIC AFFAIRS	2	4
110501-00000	CRI FACULTY	2	4
110501-12100	CRI-COLLEGE OF ARTS AND SCIENCE	2	4
110501-12330	CRI-BONNER,MARBLEY,MOBLEY MACH3	2	5
110502-	QUALITY ENHANCEMENT PLAN-STATE FUN	2	5
110504-	COMPASS	2	5
110508-	ACADEMIC TECHNOLOGY	2	5
110514-	AVP-ACADEMIC FINANCIAL AFFAIRS	2	5
110515-	ACADEMIC RESEARCH ACCOUNT	2	5
110600-00000	OFFICE FOR STUDENT AFFAIRS	2	5
110606-	ENROLLMNT/RECRUIT MANAGEMENT CENTER	2	5
110610-00000	CAREER EDUCATION & PLACEMENT	2	5
110615-	STUDENT FINANCIAL AID	2	6
110616-	UNDERGRAD. FIN. AID ADVISEMENT	2	6
110701-	KPVU	2	6
110800-	RESEARCH ADMINISTRATION	2	6
111716-	BENEFITS PAID BY STATE INSTRUCTION	2	6

Printed on a Xerox 9700 Laser Printing System at the Computing Services Center / Texas A&M University

Form: URGB01 (02/05/85)

Account	Name	Section	Page
111717-	BENEFITS PAID BY STATE RESEARCH	2	6
111718-	BENEFITS PAID BY STATE PUBLIC SERV.	2	6
111719-	BENEFITS PAID BY STATE ACAD. SUPP	2	6
111720-	BENEFITS PAID BY STATE STUD. SERV.	2	6
111721-	BENEFITS PAID BY STATE INST. SUPP.	2	6
111722-	BENEFITS PAID BY STATE PLANT	2	7
111723-	BENEFITS PAID BY STATE SCH. FELL.	2	7
111781-00010	STATE-BUDGET RESERVE INSTRUCTION	2	7
111781-00015	STATE-BUDGET RESERVE RESEARCH	2	7
111781-00020	STATE-BUDGET RESERVE PUBLIC SERVICE	2	7
111781-00025	STATE-BUDGET RESERVE ACADEMIC SUPPO	2	7
111781-00030	STATE-BUDGET RESERVE STUDENT SERVIC	2	7
111781-00035	STATE-BUDGET RESERVE INSTITUTIONAL	2	7
111781-00040	STATE-BUDGET RESERVE OPERATION & MA	2	8
111786-10000	PROVOST SALARY SAVING - FACULTY	2	8
111786-20000	PROVOST SALARY SAVING - STAFF	2	8
111800-	E&G BEN SUB TO APS011 ACAD SUPP	2	8
111801-	E&G BEN SUB TO APS011 INST SUPP	2	8
111802-	E&G BEN SUB TO APS011 INSTRUCTION	2	8
111803-	E&G BEN SUB TO APS011 OPER & MAINT	2	8
111804-	E&G BEN SUB TO APS011 PUBLIC SERV	2	8
111805-	E&G BEN SUB TO APS011 RESEARCH	2	8
111806-	E&G BEN SUB TO APS011 STUD SVC	2	8
111900-	LUMP SUM - ACADEMIC SUPPORT	2	9
111901-	LUMP SUM - INSTITUTIONAL SUPPORT	2	9
111902-	LUMP SUM - INSTRUCTION	2	9
111903-	LUMP SUM - OPERATION & MAINTENENCE	2	9
111904-	LUMP SUM - PUBLIC SERVICE	2	9
111905-	LUMP SUM - RESEARCH	2	9
111906-	LUMP SUM - STUDENT SERVICES	2	9
111910-	E&G BEN. NOT APS011 ACADEMIC SUP.	2	9
111911-	E&G BEN. NOT APS011 INST. SUPPORT	2	9
111912-	E&G BEN. NOT APS011 INSTURCTION	2	10
111913-	E&G BEN. NOT APS011 OPER AND MAIN	2	10
111914-	E&G BEN. NOT APS011 PUBLIC SVC.	2	10
111915-	E&G BEN. NOT APS011 RESEARCH	2	10
111916-	E&G BEN. NOT APS011 STUDENT SVCS	2	10
112000-	COLLEGE OF ARTS SCIENCE-GRAD. INCRE	2	10
112020-	COLLEGE OF ENGINEERING-GRAD INCRE	2	10
112030-	COLLEGE OF EDUCATION-GRAD INCRE	2	10
112040-	COLLEGE OF BUSINESS -GRAD. INCREMEN	2	11
112050-	COLLEGE OF ACHITECTURE-GRAD INCRE	2	11
112060-	COLLEGE OF NURSING-GRAD INCRE	2	11
112070-	CAHS GRADUATE INCREMENTAL	2	11
112090-	SCHOOL OF JUVENILE JUS-GRAD INCRE	2	11
112100-00000	COLLEGE OF ARTS & SCIENCES	2	11
112110-	DEPT. OF MUSIC & THEATRE	2	11
112115-00000	DEPT. OF BIOLOGY	2	11
112120-00000	DEPT. OF CHEMISTRY	2	12
112123-00000	LANGUAGES & COMMUNICATION	2	12
112135-00000	DEPARTMENT OF MATHEMATICS	2	12

Printed on a Xerox 9700 Laser Printing System at the Computing Services Center / Texas A&M University

Form: URGB01 (02/05/85)

Account	Name	Section	Page
112140-00000	DEPARTMENT OF PHYSICS	2	12
112143-00000	DIV. OF SOCIAL WORK, BEHAV.	2	12
112146-00000	SOCIAL WORK PROGRAM	2	12
112160-	ARMY-ROTC	2	12
112165-	NAVY-ROTC	2	12
112200-00000	COLLEGE OF ENGINEERING	2	13
112215-00000	DEPT. OF CHEMICAL ENGINEERING	2	13
112220-00000	DEPT OF CIVIL & ENVIRONMENTAL ENGR	2	13
112225-00000	DEPT. OF ELEC. ENGINEERING	2	13
112235-00000	DEPT. OF MECH. ENGINEERING	2	13
112240-00000	DEPT. OF ENGR. TECHNOLOGY	2	13
112250-00000	DEPT. OF COMPUTER SCIENCE	2	13
112300-00000	COLLEGE OF EDUCATION	2	13
112325-00000	HEALTH AND HUMAN PERFORMANCE	2	14
112330-00000	EDUCATIONAL LEADERSHIP & COUNSELING	2	14
112335-	STUDENT TEACHING & FIELD EXPERIENCE	2	14
112340-	TEACHER CERTIFICATION	2	14
112400-00000	COLLEGE OF BUSINESS DEAN'S OFFICE	2	14
112405-00000	ACCOUNTING, FINANCE, & MIS	2	14
112440-00000	DEPARTMENT OF MANAGEMENT & MKTNG	2	14
112500-	NW CAMPUS - ACADEMIC SUPPORT	2	14
112501-12620	NW/COLLEGE OF NURSING	2	15
112600-	COLLEGE OF NURSING	2	15
112620-00000	DEPARTMENT OF NURSING	2	15
112650-00000	SUMMER SCHOOL SALARIES	2	15
112665-	UNALLOCATED LAB	2	15
112666-	CNTR FOR TEACHING EXCL & DIST LEARN	2	15
112700-00000	COLLEGE OF AGR & HUMAN SCIENCE	2	15
112715-00000	DEPT- AG. NUTRITION & HUMAN ECOLOGY	2	15
112805-	DEVELOPMENTAL EDUCATION INSTRUCTION	2	15
112810-	DEVELOPMETAL EDUCATION - WRITING	2	16
112815-	DEV/ED INSTRUCTION - MATH	2	16
112900-	THE SCHOOL OF ARCHITECTURE	2	16
112903-	ARCHITECTURE PROGRAM	2	16
112905-	THE ART PROGRAM	2	16
112907-	BS CONSTRUCTION SCIENCE	2	16
112908-	ARCHITECTURE PRINTING & PLOTTING	2	16
112952-	SCHOOL OF JUVENILE JUSTICE AND PSYC	2	16
112953-	DEPT. OF JUVENILE JUSTICE STUDIES	2	16
112954-	DEPARTMENT OF PSYCHOLOGY	2	17
112955-00000	PSYCHOLOGY UNDERGRAD	2	17
112958-	JUVENILE CRIME PREV. CENTER	2	17
112960-	CLINICAL ADOLESCENT PSYCHOLOGY	2	17
115217-00001	SPITEMS CARC ADMINISTRATION FY 2019	2	17
115217-00101	SPITEMS CARC MKTG COMM PLAN & IT	2	17
115217-00201	SPITEMS CARC ANIMAL RESEARCH FY2019	2	17
115217-00301	SPITEMS CARC INT'L GOAT RES. FY2019	2	17
115217-00401	SPITEMS CARC POULTRY CENTER FY 2019	2	17
115217-00501	SPITEMS CARC FOOD SYS. RES. FY 2019	2	18
115217-00601	SPITEMS CARC PLANT SYSTEMS FY 2019	2	18
115217-00701	SPITEMS CARC NAT RES & ENV FY 2019	2	18

Printed on a Xerox 9700 Laser Printing System at the Computing Services Center / Texas A&M University

Form: URGB01 (02/05/85)

Account	Name	Section	Page
115217-00801	SPITEMS CARC FARM OPERATION FY 2019	2	18
115217-01001	SPITEMS CARC SOC SYS & ALL RES FY19	2	18
115800-00000	COMPREHENSIVE RESEARCH FUND	2	18
115800-00001	CRF ADMINISTRATION	2	18
115801-	COMPREHENSIVE RESEARCH DEVELOPMENT	2	18
116122-19001	SPITEMS CEP ADMINISTRATION FY 2019	2	18
116122-19101	SPITEMS CEP MKTG COMM PLNG & IT	2	19
116122-19201	SPITEMS CEP FAM & CON SCI FY 2019	2	19
116122-19301	SPITEMS CEP AGRI NAT RES FY 2019	2	19
116122-19401	SPITEMS CEP 4H & YOUTH DEV. FY 2019	2	19
116122-19501	SPITEMS CEP COMM & ECON DEV FY 2019	2	19
117110-00000	UNIVERSITY POLICE	2	19
117120-00000	ENVIRONMENTAL HEALTH & SAFETY	2	19
118001-	STUDENT NURSE STIPENDS	2	19
118002-00000	COUNSELING SERVICES	2	19
118006-	STATE COLLEGE WORK STUDY	2	19
118029-00000	UNIVERSITY REALIGNMENT	2	20
118071-	COMMUNITY DEVELOPMENT	2	20
118072-	PV OPPORTUNITY-TRANSFER SCHOLARSHIP	2	20
118075-	PV OPPORTUNITY-GRAD SCHOLARSHIP	2	20
118098-	HONORS PROGRAM-SCHOLARSHIPS	2	20
118217-	LICENSE PLATES FUNDS APPN 20802	2	20
118584-00000	GR/D JUVENILE CRIME PREV. CENTER	2	20
118585-00000	GR/D COLLEGE OF JUVENILE JUSTICE	2	20
118586-00000	GR/D DEPT OF JUSTICE STUDIES	2	21
118587-00000	GR/D DEPT OF PSYCHOLOGY	2	21
118905-	TUITION REMISSIONS AND EXEMPTIONS	2	21
170202-	ADI-HONORS COLLEGE	2	21
170304-	ADI-ASSESSMENT	2	21
170501-	ADI-LICENSURE IMPROVEMENT	2	21
170607-	ADI-ENROLLMENT MANAGEMENT	2	21
170625-	ADI-DEVELOPMENTAL/REMEDIAL EDUCATIO	2	21
170630-	ADI-GRADUATE SCHOOL	2	22
170640-	ADI-ACADEMIC ADVISORY	2	22
171301-	ADI-SUMMER INITIATIVE PROGRAM	2	22
171781-00010	ADI-RESERVE INSTRUCTION	2	22
171781-00025	ADI-RESERVE ACADEMIC SUPPORT	2	22
171781-00030	ADI-RESERVE STUDENT SERVICE	2	22
171786-10000	ADI-PROVOST SALARY SAVING - FACULTY	2	22
171786-20000	ADI-PROVOST SALARY SAVING - STAFF	2	22
172135-	ADI-MATHEMATICS	2	23
172170-00000	ADI-MEDICAL ACADEMY ADLOC	2	23
172225-	ADI-ELECTRICAL ENGINEERING	2	23
172315-	ADI-CURRICULUM AND INSTRUCTION	2	23
172330-	ADI-EDUCATIONAL LEADERSHIP & COUNSE	2	23
172331-	ADI-EDUCATOR PREPARATION	2	23
172400-00000	ADI-COLLEGE OF BUSINESS	2	23
172405-00000	ADI-ACCOUNTING, FINANCE, AND MIS	2	23
172406-00000	ADI-MS-ACCOUNTING	2	24
172440-	ADI-MANAGEMENT AND MARKETING	2	24
172620-00000	ADI-NURSING	2	24

Printed on a Xerox 9700 Laser Printing System at the Computing Services Center / Texas A&M University

Form: URGB01 (02/05/85)

Account	Name	Section	Page
172650-00000	ADI-SUMMER SCHOOL SALARY	2	24
172904-	ADI-COMMUNITY DEVELOPMENT	2	24
172907-00000	ADI-CONSTRUCTION SCIENCE	2	24
178011-	ADI-ENGAGEMENT & STUDENT SUCCESS	2	24
178013-00000	ADI-ACADEMIC ADVISORS	2	24
178013-12100	ADI ADVISORS ARTS AND SCIENCES	2	24
178013-12200	ADI ADVISORS ENGINEERING	2	25
178013-12300	ADI ADVISORS EDUCATION	2	25
178013-12400	ADI ADVISORS BUSINESS	2	25
178013-12620	ADI ADVISORS NURSING	2	25
178013-12700	ADI ADVISORS AG AND HUMAN SCIENCES	2	25
178013-12952	ADI ADVISORS JUVENILE JUSTICE & PSY	2	25
178027-10000	ADI-EDUCATIONAL ASSESSMENT-SALARIES	2	25
178028-10000	ADI-UC STUDENT LIFE	2	25
178028-20000	ADI-UC FRESHMAN FINANCIAL AID	2	25
178028-30000	ADI-UC COMMUNITY POLICE	2	26
180101-10500	ACADEMIC AFFAIRS	2	26
180151-	AUF-COMPLIANCE	2	26
180152-	VP-ADMINISTRATION EEO OFFICE	2	26
180300-	AUF - VPBA	2	26
180305-00001	DEFERRED MAINTENANCE FOR CLASSROOMS	2	26
180310-	HUMAN RESOURCES	2	26
180400-00000	AUF VP STUD. AFFAIRS & INST. REL.	2	26
180500-00000	AUF VP ACADEMIC AFFAIRS	2	26
180502-	AUF STUDENT ENROLLMENT MANAGEMENT	2	27
180505-	AUF INSTITUTIONAL RESEARCH	2	27
180550-	AUF FACULTY DEVELOPMENT INITIATIVE	2	27
180553-	FACULTY SUPPORT	2	27
180605-	AUF OFFICE OF THE REGISTRAR ADLOC	2	27
180615-	AUF STUDENT FINANCIAL AID	2	27
180630-00000	AUF GRADUATE SCHOOL	2	27
180635-	CEES ADMINISTRATIVE SUPPORT	2	27
180800-	AUF RESEARCH AND DEVELOPMENT	2	27
180801-	AUF COMPREHENSIVE RESEARCH FUND	2	28
180803-	AUF COMPREHENSIVE RESEARCH DEVELOPM	2	28
180810-	AUF CRI-(PHYSICS RADIATION BIOLOGY)	2	28
180815-	AUF CRI DR.CHEN (BIO ENGINEERING)	2	28
180820-	AUF CRI DR.LAWRENCE(CYBER SECURITY)	2	28
180825-	AUF CRI DR. RUBAAI (SMART GRID)	2	28
180830-	AUF CRI BONNER,MARBLEY,MOBLEY MACH3	2	28
181300-00000	AUF INFO TECHNOLOGY SERVICES	2	28
181305-	INFORMATION RESOURCE ISO	2	29
181350-	AUF CAMPUS MAIL	2	29
181351-	AUF SWITCHBOARD OPERATIONS	2	29
181400-	AUF DEVELOPMENT OFFICE	2	29
181800-	AUF BENEFITS ACADEMIC SUPPORT	2	29
181801-	AUF BENEFITS INSTITUTIONAL SUPPORT	2	29
181802-	AUF BENEFITS INSTURCTION	2	29
181803-	AUF BENEFITS OPERATION & MAINT.	2	29
181804-	AUF BENEFITS PUBLIC SERVICES	2	29
181805-	AUF BENEFITS RESEARCH	2	30

Printed on a Xerox 9700 Laser Printing System at the Computing Services Center / Texas A&M University

Form: URGB01 (02/05/85)

Account	Name	Section	Page
181806-	AUF BENEFITS STUDENT SERVICES	2	30
181900-	AUF LUMP SUM - ACADEMIC SUPPORT	2	30
181901-	AUF LUMP SUM - INSTITUTIONAL SUP.	2	30
181902-	AUF LUMP SUM - INSTRUCTION	2	30
181903-	AUF LUMP SUM - OPERATION & MAIN.	2	30
181904-	AUF LUMP SUM - PUBLIC SERVICE	2	30
181905-	AUF LUMP SUM - RESEARCH	2	30
181906-	AUF LUMP SUM - STUDENT SERVICES	2	30
182110-	AUF MUSIC AND DRAMA	2	31
182115-	AUF BIOLOGY	2	31
182123-	AUF LANGUAGE AND COMMUNICATIONS	2	31
182220-	AUF CIVIL ENGINEERING	2	31
182240-	AUF ENGINEERING TECHNOLOGY	2	31
182330-	AUF EDU. LEAD. & COUNSELING	2	31
187110-	AUF CAMPUS SECURITY	2	31
188209-	AUF REHABILITATION SERVICES	2	31
188217-00001	AUF CARC RESEARCH ADMINISTRATION	2	31
188217-00101	CARC MARKETING COMM PLANNING & IT	2	32
188217-00201	CARC ANIMAL SYSTEMS RESEARCH	2	32
188217-00601	CARC PLANT SYSTEMS RESEARCH	2	32
188217-00701	CARC NATURAL RESOURCES & ENVIRON	2	32
188218-19001	AUF CEP ADMINISTRATION_FY2019	2	32
188218-19201	CEP FAMILY AND CONSUMER SCIENCE	2	32
188218-19301	CEP AGRI & NAT'L RESOURCES FY 2019	2	32
188218-19401	CEP 4H & YOUTH DEVELOPMENT FY 2019	2	32
188218-19501	CEP COMMUNITY & ECON DEVELOPMENT	2	33
188434-	AUF MASTER OF SCIENCE NURSING ENHAN	2	33
188461-00000	AUF FACULTY DEVELOPMENT LEAVE PH.D	2	33
188621-	AUF SACS ACCREDITATION	2	33
188625-	AUF THERMAL SCIENCE RESEARCH CENTER	2	33
188781-00010	AUF BUDGET RESV. INSTRUCTION	2	33
188781-00015	AUF BUDGET RESV. RESEARCH	2	33
188781-00025	AUF BUDGET RESV. ACADEMIC SUPPORT	2	33
188781-00030	AUF BUDGET RESV. STUDENT SERVICE	2	33
188781-00035	AUF BUDGET RESV. INST. SUPPORT	2	34
188781-00040	AUF BUDGET RESV. OPERATION & MAINTE	2	34
188786-10000	AUF PROVOST SALARY SAVING - FACULTY	2	34
188786-20000	AUF PROVOST SALARY SAVING - STAFF	2	34
188901-	AUF ACADEMIC SCHOLARSHIP	2	34
188902-	AUF ROTC SCHOLARSHIP	2	34
188903-	AUF PV OPPORTUNITY TARGETED/MERIT H	2	34
188906-	AUF PRESIDENTIAL SCHOLARS. (188906)	2	34
188907-	AUF REGENTS STUDENT MERIT SCHOL.	2	34
188910-00001	FINANCIAL AID CAMPUS UNDERGRAD	2	34
188910-00003	FINANCIAL AID NWHC UNDERGRAD	2	35
188910-00004	FINANCIAL AID NWHC GRAD	2	35
188910-00010	UNDERGRADUATE RECLAIMED SCHOLARSHIP	2	35
188910-00012	GRADUATE RECLAIMED SCHOLARSHIP	2	35
210140-	INSTITUTIONAL ACCREDITATION	3	1
210150-	VP-ADMINISTRATION	3	1
210151-	COMPLIANCE	3	1

Printed on a Xerox 9700 Laser Printing System at the Computing Services Center / Texas A&M University

Form: URGB01 (02/05/85)

Account	Name	Section	Page
210152-	VP-ADMINISTRATION EEO OFFICE	3	1
210153-	INTERNAL AND INTERNATIONAL AFFAIRS	3	1
210300-	DESIGNATED VP BUSINESS AFFAIRS	3	1
210309-	CAMPUS MASTER PLANNING & SPACE MGMT	3	1
210313-	SUMMER INTERNSHIPS	3	1
210314-00000	SSC CONTRACT - E&G	3	1
210400-00000	VP OF STUDENT AFFAIRS & INST. REL	3	2
210401-	MULTICULTURAL & EQUAL EMPLOYMENT	3	2
210500-00000	VP-ACADEMIC AFFAIRS	3	2
210504-	COMPASS	3	2
210505-	CHINA TRAVEL SUPPORT ACCOUNT	3	2
210545-	STUDENT FINANCIAL	3	2
210600-	OFFICE FOR STUDENT AFFAIRS	3	2
210605-	DISABILITY SERVICES	3	2
210606-	ENROLLMENT MANAGEMENT CENTER	3	2
210610-	CAREER EDUCATION & PLACEMENT	3	2
210615-00000	STUDENT ENROLLMENT MANAGEMENT	3	3
210616-	FINANCIAL AID	3	3
210625-	DEVELOPMENTAL EDUCATION SUPPORT	3	3
210630-	GRADUATE SCHOOL	3	3
210640-20000	ACADEMIC-ADVISORY-TELECOMMUNICATION	3	3
210640-30000	ACADEMIC ADVISORY-REPRODUCTIVE	3	3
210640-40000	ACADEMIC ADVISORY-TRAVEL	3	3
210640-50000	ACADEMIC ADVISORY-OTHER EXPENSE	3	3
210640-60000	ACADEMIC ADVISORY-CONSULANT	3	3
210701-	KPVU	3	4
210705-	STUDENT PARK	3	4
210800-	RESEARCH & GRADUATE STUDIES	3	4
211400-	DEVELOPMENT OFFICE OPERATION	3	4
211780-	DESIGNATED VPBA OPERATIONS RESERVE	3	4
211786-	PROVOST O & M SAVING	3	4
212100-00000	COLLEGE OF ARTS AND SCIENCES	3	4
212110-	DEPARTMENT OF MUSIC AND THEATRE	3	4
212112-	THEATRE PROGRAM	3	4
212113-00000	MUSIC PROGRAM	3	5
212115-	DEPARTMENT OF BIOLOGY	3	5
212120-	CHEMISTRY	3	5
212123-00000	LANGUAGES AND COMMUNICATIONS	3	5
212135-00000	DEPARTMENT OF MATHEMATICS	3	5
212140-	DEPARTMENT OF PHYSICS	3	5
212143-00000	DIV. OF SOC. WK BEHAV. & POLS	3	5
212146-00000	DIV OF SOC WORK BEHAV & POL SCIEN	3	5
212160-	ARMY-ROTC	3	5
212165-	NAVY-ROTC	3	6
212200-	COLLEGE OF ENGINERRING (O & M)	3	6
212215-00000	DEPARTMENT OF CHEM.ENGINEERING	3	6
212220-00000	DEPT OF CIVIL & ENVIRONMENTAL ENGR	3	6
212225-	DEPART. OF ELECT. ENGINEERING	3	6
212235-	DEPART. OF MECH. ENGINEERING	3	6
212240-	DEPARTMENT OF ENGR. TECHNOLOGY	3	6
212250-	DEPARTMENT OF COMPUTER SCIENCE	3	6

Printed on a Xerox 9700 Laser Printing System at the Computing Services Center / Texas A&M University

Form: URGB01 (02/05/85)

Account	Name	Section	Page
212300-00000	COLLEGE OF EDUCATION	3	6
212315-	CURRICULUM AND INSTRUCTION	3	7
212325-00000	HEALTH AND HUMAN PERFORMANCE	3	7
212330-	EDUCATIONAL LEADERSHIP & COUNSELING	3	7
212335-	STUDENT TEACHING & FIELD EXPERIENCE	3	7
212340-	TEACHER CERTIFICATION	3	7
212400-00000	COLLEGE OF BUSINESS	3	7
212405-	ACCT., FIN., INFO. SYS.	3	7
212440-	DEPARTMENT OF MGMT AND MKTING	3	7
212500-	NW CAMPUS - ACADEMIC SUPPORT	3	7
212600-	COLLEGE OF NURSING	3	7
212620-00000	DEPARTMENT OF NURSING	3	8
212666-	CNTR FOR TEACH. EXCL & DIST LEARN.	3	8
212690-	UNDERGRAD MEDICAL ACAD STUD TRAVEL	3	8
212700-	AG. & HUMAN SCIENCES (OP. & MAINT.)	3	8
212715-00000	AG NUTRITION, H. E. (OP. & MAINT.)	3	8
212800-	AESS MAINTENACE AND OPERATIONS	3	8
212805-	DEV/ED INSTRUCTION	3	8
212810-	DEV/ED INSTRUCTION - WRITING	3	8
212815-	DEVELOPMENTAL ED INSTRUCTION-MATH	3	8
212900-	THE SCHOOL OF ARCHITECTURE	3	9
212904-	MS COMMUNITY DEVELOPMENT	3	9
212905-	THE ART PROGRAM	3	9
212950-	JUSTICE STUDIES	3	9
212952-	COLLEGE OF JUVENILE JUSTICE & PSYCH	3	9
212955-	DEPT OF PSYCHOLOGY (UNDERGRADUATE)	3	9
212960-	CLINICAL ADOLESCENT PSYCHOLOGY	3	9
215111-	CARC M&O	3	9
216111-	COOPERATIVE EXTENSION PROGRAM	3	9
217016-	CENTRAL RECEIVING	3	9
217021-	SECURITY NW CAMPUS	3	10
217120-00000	ENVIRONMENTAL HEALTH & SAFETY	3	10
217211-00000	DESIGNATED DEFERRED MAINTENANCE	3	10
217510-00001	UTILITY - MAIN CAMPUS	3	10
217510-00002	UTILITIES - THE MEDICAL CENTER	3	10
217510-00003	UTILITIES - THE NORTHWEST HOUSTON	3	10
217514-	WATER/WASTEWATER M&O	3	10
218011-	AESS SUMMER SUPPORT	3	10
218027-20000	ACADEMIC ENGAGEMENT STU SUPPORT	3	10
218027-30000	ACADEMIC ENGAGEMENT TRAINING	3	10
218027-40000	ACADEMIC EVENTS - PROGRAM SUPPORT	3	11
218027-50000	ACADEMIC EVENTS - ORIENTATION	3	11
218027-60000	ACADEMIC ENGAGEMENT - RETENTION	3	11
218027-70000	ACADEMIC ENGAGEMENT - TELEPHONE	3	11
220002-	AFR DESIGNATED - TUITION DISCOUNT	3	11
220100-	DESIGNATED TUITION	3	11
220789-00010	BUDGET RESERVE INST.	3	11
220789-00025	BUDGET RESERVE ACADEMIC SUPPORT	3	11
220789-00030	BUDGET RESERVE STUDENT SERVICE	3	12
220789-00035	BUDGET RESERVE INST. SUPPORT	3	12
220789-00040	BUDGET RESERVE OPERATION & MA	3	12

Printed on a Xerox 9700 Laser Printing System at the Computing Services Center / Texas A&M University

Form: URGB01 (02/05/85)

Account	Name	Section	Page
220789-00070	BUDGET RESERVE AUXILIARY	3	12
222094-	PERFORMANCED BASED FUNDING	3	12
222095-	PRESIDENT'S INTEREST INCOME ACCOUNT	3	12
222096-	CCP BANKS CHARGES	3	12
222097-	RESEARCH G.C. WRIGHT	3	12
222098-	INTEREST INCOME REVENUE ACCOUNT	3	12
222100-00000	PRESIDENT'S OFFICE - SPECIAL	3	13
222102-	COMMENCEMENT EXPENSE	3	13
222103-	PRESIDENT'S EVENTS	3	13
222104-	DESIGNATED INSTITUTIONAL MEMBERSHIP	3	13
222125-	PVAMU HALL OF FAME COMMITTEE	3	13
222126-	STUDENT RECRUITMENT	3	13
222137-	ACADEMIC PROGRAM REVIEW	3	13
222142-	PV ONE-TIME RECOVERY FUND	3	13
222150-	TX. INST. FOR PRES. OF HIST. CUL.	3	14
222158-	ALL FAITHS CHAPEL INTEREST INCOME	3	14
222160-	DEVELOPMENT OPERATIONAL FUND	3	14
222162-	AG FACILITIES SUPPORT	3	14
222163-	MARKETING CAMPAIGN	3	14
222164-	INTERNATIONAL AFFAIRS	3	14
222174-	DEAN'S SUPPORT ACCT. (CLAH)	3	14
222175-	DEAN'S SUPPORT ACCT. (ARCH)	3	14
222176-	DEAN'S SUPPORT ACCT. (ARTS & SCI)	3	15
222177-	DEAN'S SUPPORT ACCT. (COB)	3	15
222178-00000	DEAN'S SUPPORT ACCT. (COE)	3	15
222179-	DEAN'S SUPPORT ACCT. (GRAD SCH)	3	15
222180-	DEAN'S SUPPORT ACCT. (CON)	3	15
222181-	DEAN'S SUPPORT ACCT. (ENGR)	3	15
222182-	DEAN'S SUPPORT ACCT. (SJJP)	3	15
222183-	VP RESEARCH	3	15
222184-	VP ACADEMIC AFFAIRS	3	15
222186-	VP STUDENT AFFAIRS & INST. REL.	3	15
222190-	VP - ADMINISTRATION & AUX. SERVICES	3	16
222191-00000	VP BUSINESS AFFAIRS SUPPORT ACCOUNT	3	16
222192-	ASSOC. VP-ENROLLMENT MANAGEMENT	3	16
222193-	ASSOC. VP-STUDENT ACTIVITIES	3	16
222194-	INTEREST INCOME GARDNER	3	16
222195-	UNDERGRADUATE MEDICAL ACADEMY	3	16
222201-	ASSOC PROVOST ACAD AFFAIRS INT INC	3	16
222202-	LIBRARY INTEREST INCOME ACCOUNT	3	16
222204-	HONORS PROGRAM INTEREST INCOME ACCT	3	16
222206-	VP-ADMINISTRATION	3	16
222207-	INTEREST INCOME CAMBRIC	3	17
222213-	HUB PROGRAM	3	17
222214-	OFFICE OF SPONSORED PROGRAMS	3	17
222218-	INTEREST INCOME PALMER	3	17
222219-	INTEREST INCOME PHILLIPS	3	17
222221-	INTEREST INCOME RICKS-HARRIS	3	17
222222-	INTEREST INCOME WILLIAMSON	3	17
222229-	CREDIT CARD EXPENSE	3	17
222230-00000	STUDENT BUSINESS SERVICES	3	18

Printed on a Xerox 9700 Laser Printing System at the Computing Services Center / Texas A&M University

Form: URGB01 (02/05/85)

Account	Name	Section	Page
222236-	STAFF ADVISORY COUNCIL	3	18
222238-	DESIGNATED BA INFO RESOURCE OFFICE	3	18
222242-	DESIGNATED INSURANCE PREMIUM COST	3	18
222245-00000	DESIGNATED DOCUMENT IMAGING	3	18
222247-00000	QUALITY ENHANCEMENT PLAN (QEP)	3	18
222252-00000	GRADUATE SCHOOL INITIATIVES	3	18
222253-	UNIVERSITY/PRESIDENTIAL PRIORITIES	3	19
222254-	ATHLETICS SUPPORT	3	19
222258-	COMPLIANCE OFFICE	3	19
222259-	COMPLIANCE - ATHLETICS	3	19
222260-	CAREER FAIR PROGRAM	3	19
222264-	RESEARCH INITIATIVES	3	19
222265-	HEALTH SERVICES	3	19
222270-	PRAIRIE VIEW FOUNDATION	3	20
222281-00000	ATHLETIC ACADEMIC ADVISEMENT	3	20
222282-	BAND AND DEAN SUPPORT	3	20
222284-00000	STUDENT COUNSELING SERVICES	3	20
222311-	COMMUTER SCHOLARSHIPS INCOMMING FRE	3	20
222400-	CAMPUS SECURITY	3	20
222510-00000	LIBRARY OFFICE	3	20
222541-	INSTITUTIONAL RESEARCH	3	21
222645-	STUDENT LIFE	3	21
223000-	STUDENT ORIENTATION FEE-FRESHMAN	3	21
223001-	STUDENT ORIENTATION FEE-TRANSFER	3	21
223006-	SHORT TERM LOAN APPLICATION FEE	3	21
223010-	STUDENT SCHOLARSHIP ENDOWMENT & FEE	3	22
223012-	INTERNATIONAL FEE	3	22
223404-	EXECUTIVE MBA FEE	3	22
223500-	CONTINUING EDUCATION	3	22
223604-	NURSING APPLICATION FEE	3	22
224151-	STUDENT & FACULTY DEVELOPMENT	3	23
224303-	FACULTY SENATE	3	23
224530-	DEAN OF GRADUATE SCHOOL	3	23
225100-	INTERNATIONAL SPONSORED STUDENT FEE	3	23
225550-	TESTING SERVICES	3	23
225560-	FOUNDERS DAY	3	23
226300-	UNIVERSITY STRATEGIC PLAN	3	23
226504-	BUILDING SECURITY	3	24
226506-	OFF-CAMPUS SITE	3	24
226509-	MARCHING BAND TRAVEL	3	24
226513-	CAPITAL CAMPAIGN	3	24
226514-	ALUMNI FUND	3	24
226517-	ALUMNI AFFAIRS	3	24
226526-00010	STUDENT CONTINUING EMPLOYMENT - IN	3	24
226526-00015	STUDENT CONTINUING EMPLOYMENT - RES	3	24
226526-00020	STUDENT CONTINUING EMPLOYMENT - PU	3	24
226526-00025	STUDENT CONTINUING EMPLOYMENT - ACA	3	25
226526-00030	STUDENT CONTINUING EMPLOYMENT - STU	3	25
226526-00035	STUDENT CONTINUING EMPLOYMENT - INS	3	25
226650-	REGISTRAR'S OFFICE	3	25
226652-00000	APPLICATION FEE	3	25

Printed on a Xerox 9700 Laser Printing System at the Computing Services Center / Texas A&M University

Form: URGB01 (02/05/85)

Account	Name	Section	Page
226652-00001	RECRUITMENT	3	25
226652-00002	ADMISSIONS	3	25
226700-10000	TPEG IN-STATE	3	25
226705-10000	TPEG OUT-OF-STATE	3	26
226707-	TRANSFER STUDENT SCHOLARSHIP	3	26
226715-00000	DESIGNATED TUITION SCHOLARSHIPS	3	26
226716-	DESIGNATED TUIT. SCHOLARSHIP GRAD	3	26
226718-	PANTHER PROMISE	3	26
226719-	BAND SCHOLARSHIP	3	26
226722-	GRADUATE SCHOLARSHIPS	3	26
226725-	B-ON-TIME SCHOLARSHIP PROGRAM	3	26
226726-	REGENT SCHOLARSHIP SUPPORT	3	26
226727-	RESEARCH ASSISSTANSHIPS/SCHOLARSHIP	3	27
226731-	SCHOLARSHIPS	3	27
226732-	SCHOLARSHIPS NON-TRADITIONAL	3	27
227100-	UTILITY SYSTEM REVENUE FUND	4	1
227106-	WATER TREATMENT PLANT	4	1
227107-	WASTEWATER TREATMENT PLANT	4	1
227155-	OUTSOURCED SERVICES	4	1
227311-	LUMP SUM RESERVE - LOCAL ACCOUNTS	4	1
227600-	SURPLUS PROPERTY	4	1
227701-	CAMPUS MAIL SERVICES	4	2
227710-00000	VOICE OVER IP	4	2
227800-00000	TRANSPORTATION CENTER	4	2
227800-00002	TRANSPORTATION CENTER TEMP FUND	4	2
228010-	NEED BASE SCHOLARSHIP FUND	3	27
230100-12100	COLLEGE OF ARTS & SCIENCES	3	27
230100-12110	ARTS AND SCIENCES MUSIC AND DRAMA	3	27
230100-12112	ARTS AND SCIENCES BAND	3	27
230100-12115	ARTS AND SCIENCES BIOLOGY	3	28
230100-12120	ARTS AND SCIENCES CHEMISTRY	3	28
230100-12123	ARTS AND SCIENCES LANGUAGES & COMM	3	28
230100-12135	ARTS AND SCIENCES MATH	3	28
230100-12140	ARTS AND SCIENCES PHYSICS	3	28
230100-12143	ARTS AND SCIENCES SOCIAL WORK, BEHA	3	28
230101-	ARTS & SCIENCES STEINWAY PIANOS	3	28
230200-12200	COLLEGE OF ENGINEERING	3	29
230200-12215	ENGINEERING CHEMICAL	3	29
230200-12220	ENGINEERING CIVIL	3	29
230200-12225	ENGINEERING ELECTRICAL	3	29
230200-12235	ENGINEERING MECHANICAL	3	29
230200-12240	ENGINEERING TECHNOLOGY	3	29
230200-12250	ENGINEERING COMPUTER SCIENCE	3	29
230300-12300	COLLEGE OF EDUCATION	3	29
230300-12315	EDUCATION CURICULUM AND INSTRUCTION	3	30
230300-12325	EDUCATION HEALTH AND HUMAN PERFORMA	3	30
230300-12330	EDUCATION LEADERSHIP & COUNSELING	3	30
230300-12335	EDUCATION STUDENT TEACHING & FIELD	3	30
230300-12340	EDUCATION TEACHER CERTIFICATION	3	30
230400-12400	COLLEGE OF BUSINESS	3	30
230400-12405	BUSINESS ACCOUNTING, FINANCE, & MIS	3	30

Printed on a Xerox 9700 Laser Printing System at the Computing Services Center / Texas A&M University

Form: URGB01 (02/05/85)

Account	Name	Section	Page
230400-12440	BUSINESS MANAGEMENT & MARKETING	3	31
230600-12600	COLLEGE OF NURSING	3	31
230600-12620	NURSING	3	31
230700-12700	COLLEGE OF AGRUCULTURE AND HUMAN SC	3	31
230700-12715	AG NURITION & HUMAN ECOLOGY	3	31
230800-12800	UNIVERSITY COLLEGE	3	31
230800-12801	UNIVERSITY COLLEGE	3	31
230800-12802	UNIVERSITY COLLEGE NON-CREDIT BEARI	3	32
230800-12803	UNIVERSITY COLLEGE CREDIT BEARING	3	32
230900-12900	SCHOOL OF ARCHITECTURE	3	32
230900-12903	ARCHITECTURE - ARCHITECTURE PROGRAM	3	32
230900-12904	ARCHITECTURE - COMMUNITY DEVELOPMEN	3	32
230900-12905	ARCHITECTURE - ART PROGRAM	3	32
230900-12907	ARCHITECTURE - CONSTRUCTION SCIENCE	3	32
230950-12950	JUVENILE - JUSTICE STUDIES	3	32
230950-12951	COLLEGE OF JUVENILE JUSTICE & PSYCH	3	33
230950-12955	JUVENILE - PSYCHOLOGY	3	33
231000-	UNIVERSITY SERVICES FEE	3	33
231001-	USF UNIVERSITY/PRESIDENTIAL PRIORIT	3	33
231002-00000	USF COMPUTER ACCESS	3	33
231002-00001	USF COMPUTER ACCESS ACADEMIC SUPPOR	3	33
231002-00002	USF COMPUTER ACCESS ENTERPRISE APPL	3	33
231002-00003	USF COMPUTER ACCESS NETWORK SERVICE	3	33
231002-00004	USF COMPUTER ACCESS ENTERPRISE	3	34
231002-00005	USF COMPUTER ACCESS STUDENT SALARIE	3	34
231003-	USF INTERNATIONAL EDUCATION	3	34
231004-	USF RECORDS PROCESSING	3	34
231005-	USF IDENTIFICATION CARD	3	34
231007-	USF STUDENT SERVICES	3	34
231008-00000	USF LIBRARY	3	34
231009-00000	USF INSTRUCTIONAL ENHANCEMENT FEE	3	35
231010-00001	USF DISTANCE LEARNING FEE	3	35
231010-00002	USF DISTANCE LEARNING TTVN COST	3	35
231011-	USF ONE-TIME ALLOCATION - VP AUXILI	3	35
231013-	USF ONE-TIME ALLOCATION - PROVOST	3	35
231014-	USF ONE-TIME ALLOCATION - VPIR	3	35
231016-	USF ONE-TIME ALLOCATION - VP ADMINI	3	35
231105-	DISABILITY SERVICES	3	35
231106-	CULTURE SERIES	3	36
231107-	MARCHING BAND	3	36
231108-	CHEERLEADERS	3	36
231109-	STUDENT AFFAIRS	3	36
231110-	STUDENT ACTIVITIES	3	36
231111-	ALL FAITHS CHAPEL	3	36
231112-	OFFICE OF STUDENT CONDUCT	3	36
231113-00000	COUNSELING SERVICES	3	37
231114-	VETERANS SERVICES	3	37
231115-	CAREER SERVICES	3	37
240001-	INDIRECT/OVERHEAD RECOVERY	3	37
241005-10000	IDC-FINANCIAL AID ALLOCATION	3	37
271300-	ADMINISTRATIVE OHCR	4	2

Printed on a Xerox 9700 Laser Printing System at the Computing Services Center / Texas A&M University

Form: URGB01 (02/05/85)

Account	Name	Section	Page
271301-	BUSINESS AFFAIRS	4	3
271302-	FINANCIAL MANAGEMENT SERVICES	4	3
271304-	PAYROLL SERVICES	4	3
271305-	HUMAN RESOURCES	4	3
271306-	CAMPUS PLANNING	4	3
271307-	INFORMATION RESOURCE	4	3
271312-	UNIVERSITY ASSESSMENTS	4	3
330002-	AFR AUXILIARY - S/L ACCOUNT	5	1
330100-	USF TRANSPORTATION	5	1
330200-00002	USF SPORTS COMPLEX - PROJECTS	5	1
330200-00003	USF SPORTS COMPLEX - FACILITIES	5	1
330200-00005	USF SPORTS COMPLEX - STADIUM (DEBT)	5	1
330515-	AUXILIARY RETIREES	5	1
331000-	ATHLETICS ADMINISTRATION	5	1
331002-	ATHLETICS FACILITIES	5	2
331005-	ATHLETIC SCHOLARSHIPS	5	2
331006-	SPORTS MEDICINE	5	2
331007-	SPORTS INFORMATION DEVELOPMENT(SID)	5	2
331008-	ATHLETICS INSURANCE ACCOUNT	5	2
331010-	BASEBALL	5	2
331011-	SOFTBALL - WOMEN	5	3
331012-	WOMEN'S BOWLING	5	3
331013-	WOMEN'S SOCCER	5	3
331015-	BASKETBALL - MEN	5	3
331020-	ATHL. WOMEN'S BASKETBALL	5	4
331025-	FOOTBALL	5	4
331030-	GOLF	5	4
331035-	TENNIS	5	4
331040-	TRACK - MEN	5	5
331045-	TRACK - WOMEN	5	5
331050-	VOLLEYBALL - WOMEN	5	5
331091-00000	RECREATIONAL SPORTS FEE	5	5
331091-00001	RECREATIONAL SPORTS FEE - FACILITIE	5	5
331091-00002	RECREATIONAL SPORTS FEE INTRAMURALS	5	5
331091-00004	RECREATIONAL SPORTS FEE - TMC	5	6
331091-00005	RECREATIONAL SPORTS FEE - NWHC	5	6
331099-	ATHLETICS FEE	5	6
331500-00000	AUXILIARY - ADMINISTRATION	5	6
331510-	UNIVERSITY POLICE	5	6
331511-	PUBLIC SAFETY-ACC	5	6
332000-	M.S.C. FACILITY	5	7
332064-	HEALTH CENTER FEE ACCOUNT	5	7
332065-00000	HEALTH SERVICES	5	7
332101-	VENDING REVENUE	5	7
332110-	PRESIDENT'S OFFICE CONCESSIONS	5	7
332144-	INTRAMURAL SPORTS SALES	5	8
332201-	MSC FACILITY FEE ACCOUNT	5	8
333230-00000	ADMIN OVERHEAD RECOVERY	5	8
333233-	PROCUREMENT & DISBURSEMENT OHCR	5	8
333500-	LAUNDRY	5	8
334011-	PRIVATIZED HOUSING	5	9

Printed on a Xerox 9700 Laser Printing System at the Computing Services Center / Texas A&M University

Form: URGB01 (02/05/85)

Account	Name	Section	Page
334020-	OFF-CAMPUS HOUSING ACCOUNT	5	9
334060-00000	CAMPUS DINING	5	9
334062-	PANTHER BUCKS	5	9
334063-	PARKING MANAGEMENT	5	9
334064-	PARKING GARAGE NURSING CENTER	5	10
334065-	SHUTTLE SERVICE	5	10
334200-	RETAIL CENTER OPERATIONS	5	10
414808-00000	HBCU TITLE III FY 17-18	6	1
414808-00001	HBCU TITLE ACTIVITY 1 PROJECT ADMIN	6	1
414808-04001	HBCU ACTIVITY 5 GLOBAL VIEW	6	1
414809-00000	HBCU TITLE III FY 18-19	6	1
414809-00001	HBCU ACTIVITY 1	6	1
414809-04001	HBCU TITLE III FY 18-19 ACTIVITY 5	6	1
414809-08001	HBCU TITLE III FY 18-19 ACTIVITY 7	6	1
415277-00000	HBCU PROGRAM FY 17-18	6	1
415277-00001	HBCI PROGRAM FY 17-18	6	2
415278-00000	HBGI PROGRAM FY18-19	6	2
415278-00001	HBGI PROGRAM FY18-19 ACTIVITY 1	6	2
415817-00000	TITLE III SAFRA FY 17-18	6	2
415817-00001	HBCU FY 17-18 SAFRA PROJECT ADMIN.	6	2
415818-00000	TITLE III SAFRA FY18-19	6	2
415818-00001	HBCU FY18-19 SAFRA PROJECT ADMIN	6	2
440002-	AFR RESTRICTED - TUITION DISCOUNT.	6	2
480106-	FEDERAL SEOG 2018-2019	6	3
480206-	FEDERAL CWS 2018-2019	6	3
480506-00000	TEXAS GRANT 2018-2019	6	3
480506-00001	TEXAS GRANT INITIAL 2018-2019	6	3
480506-01001	TEXAS GRANT RENEWAL 2018-2019	6	3
482104-00000	EVANS ALLEN FY 2018	6	3
482104-00001	CARC ADMINISTRATION FY18	6	3
482104-00099	CARC FACILITIES SUPPORT FY18	6	3
482104-00101	CARC MARK COMM PLANN & IT FY18	6	4
482104-00201	CARC ANIMAL SYSTEMS RESEARCH FY18	6	4
482104-00301	CARC INTN' GOAT RESEARCH FY18	6	4
482104-00401	CARC	6	4
482104-00501	CARC FOOD SYSTEMS FY18	6	4
482104-00601	CARC PLANT SYSTEMS FY 18	6	4
482104-00701	CARC NATURAL RES & ENVIRON. FY18	6	4
482104-00801	FARM	6	4
482104-01001	CARC SOCIAL SYS & ALLIED RES FY18	6	5
482105-00000	EVANS ALLEN FY 2019	6	5
482105-00001	CARC ADMINISTRATION FY19	6	5
482105-00099	CARC FACILITIES SUPPORT FY19	6	5
482105-00101	CARC MARKET, COMM, PLAN, IT FY 19	6	5
482105-00201	CARC ANIMAL SYSTEM RESEARCH FY19	6	5
482105-00301	CARC INTN GOAT CENTER FY19	6	5
482105-00401	CARC POULTRY CENTER FY19	6	5
482105-00501	CARC FOOD SYSTEMS RESEARCH FY19	6	6
482105-00601	CARC PLANT SYSTEMS FY19	6	6
482105-00701	CARC NATURAL RESRC & ENVIR FY19	6	6
482105-00801	CARC FARM OPERATIONS FY19	6	6

Printed on a Xerox 9700 Laser Printing System at the Computing Services Center / Texas A&M University

Form: URGB01 (02/05/85)

Account	Name	Section	Page
482105-01001	CARC SOC SYS & ALLIED RES FY19	6	6
482204-00000	COOPERATIVE EXTENSION FY18	6	6
482204-18001	ADMIN	6	6
482204-18099	CEP FACILITIES SUPPORT FY18	6	6
482204-18101	CEP MARKETING COMM FY18	6	7
482204-18201	CEP FAMILY & CONSUMER SCI. FY18	6	7
482204-18301	CEP AGRI & NATURAL RESOURCE FY18	6	7
482204-18401	CEP 4H & YOUTH DEV FY18	6	7
482204-18501	CEP COMMUNITY & ECON DEV FY18	6	7
482204-19001	CEP ADMINISTRATION FY18 CF	6	7
482204-19101	CEP MARKETING COMM FY18 CF	6	7
482204-19201	CEP FAMILY & CONSUMER SCI FY18 CF	6	7
482204-19301	CEP AGRI & NATURAL RESOURCE FY18 CF	6	8
482204-19401	CEP 4H & YOUTH DEVELOPMENT FY18 CF	6	8
482204-19501	CEP COMMUNITY & ECON DEV FY18 CF	6	8
482205-00000	COOPERATIVE EXTENSION FY19	6	8
482205-19001	CEP ADMIN FY19	6	8
482205-19099	CEP FACILITIES SUPPORT FY19	6	8
482205-19101	CEP MRKT COMM PLAN & IT FY19	6	8
482205-19201	CEP FAMILY & CONSUMER SCI FY19	6	8
482205-19301	CEP AGRI & NAT RESOURCES FY19	6	9
482205-19401	CEP 4H & YOUTH DEVEL FY19	6	9
482205-19501	CEP COMM & ECON DEVEL FY19	6	9
482304-00000	EXPANDED FOOD NUTRITION PR FY18	6	9
482304-00001	EFNEP	6	9
552013-	GENERAL UNIVERSITY ENDOWMENT FUND	6	9
552015-	DOCTOR OF NURSING PRAC. PRGM.	6	9
552062-	FACULTY/STAFF GIVING FUND	6	10
552214-	CLASS OF 1955 SCHOLARSHIP	6	10
552243-	75TH ANNIVERSARY COLLEGE OF NRSNG	6	10
552270-	KPVU COMMUNICATIONS	6	10
552601-	CAPITAL CAMPAIGN END SCH	6	10
552644-	ARCHITECTURE ENDOWED CHAIR	6	10
552645-	AT&T ENDOWED PROFESSORSHIP	6	11
552646-	TI PROFESSORSHIP ENDOWMENT	6	11
552650-	HONEYWELL ENDOWED PROFESSORSHIP	6	11
552655-	HOUSTON ENDOW. HEALTH & RESEARCH	6	11
552829-	TITLE III ENDOWED CHAIR CLIN PSYCHO	6	11
552839-	TITLE III ENDOWED CHAIR-COLL.OF NUR	6	11
552841-00000	TITLE III ENDOWED CHAIR FOR EDU.	6	12
552842-	TITLE III ENDOWED CHAIR FOR BIOLOGY	6	12
552843-	LOWMAN PROFESSORSHIP ENDOWMENT	6	12
552844-	TITLE III ENDOW CHAIR BUSINESS	6	12
552846-	TITLE III ENDOW CHAIR JUV. JUSTICE	6	12
552847-	TITLE III ENDOWED CHAIR-AGRICULT	6	12
552848-	TITLE III ENDOW CHAIR FINE ARTS	6	13
552849-	TITLE III ENDOWED CHAIR IN SOC. SCI	6	13
554020-	TITLE III ENDOWMENT CHALLENGE GRANT	6	13
554060-	NAT'L ENDOW OF HUMAN LIBRARY ACQ	6	13
554065-	ROCKWELL ENDOWMENT	6	13
554075-	DAVID ALLEN ENDOWMENT	6	13

Printed on a Xerox 9700 Laser Printing System at the Computing Services Center / Texas A&M University

Form: URGB01 (02/05/85)

Account	Name	Section	Page
554080-	WESLEY LECTURE SERIES	6	14
554081-	PAUL MATTHEWS LECTURE SERIES	6	14
554082-	ACCENTURE LECTURE SERIES	6	14
557019-	EXXON MOBILE EMP.,ANN., FRI. END	6	14
557020-	MUSIC/THEATRE ENDOWED SCHOLARSHIP F	6	14
557023-	MARVIN D. & JUNE E. BRAILSFORD SCH.	6	14
557024-	LUCY STERLING BOONE MEM. SCH.	6	14
557036-	AQUILA MCGREW, JR SCH END	6	15
557038-	ADDIE SARAH MCGREW SCH END	6	15
557039-	GREGGS - ALLEN MORRIS SCHOLARSHIP	6	15
557041-	CLASS OF 1951 LEGACY SCHOLAR	6	15
557049-	CLASS OF 1952 SCH END FUNDS	6	15
557056-	CLASS OF 1962 SCHOLARSHIP	6	15
557059-	JOHNSON SPACE CTR. ALUMNI CH. SCH.	6	15
557060-	ILLINOIS TOOLS WK. SCH. FUND (COB)	6	16
557073-	CRAIG A. WASHINGTON SCH	6	16
557074-	MCAFEE SCHOLARSHIP	6	16
557075-	CLASS OF 1960 SCHOLARSHIP FUND	6	16
557076-	ILLINOIS TOOLS WORK SCH FUND ENGIN.	6	16
557079-	WESTERN AREA, SCHOLARSHIP FUND	6	16
557098-	RAYTHEON PVAMU EMPLOYEES END. SCH.	6	16
557100-	AUXILIARY SERVICES VENDORS SCHOLAR	6	17
557101-	TERRELL EVANS COWHERD ENGR. SCH.	6	17
557108-	SAVE A STUDENT SCHOLARSHIP (SASS)	6	17
557110-	ADKISSON PRIZE FUND	6	17
557112-	LETHA MAE ALEXANDER SCHOLARSHIP	6	17
557115-00000	L E COLEMAN SCHOLARSHIP FUND	6	17
557125-	DOXIE DARLING HAWS MASON SCHOLAR.	6	17
557128-	C.L. WILSON SCHOLARSHIP FUND	6	18
557131-	BENJAMIN-VAN DALIA WRIGHT BROWN SCH	6	18
557135-	HOUSTON LIVESTOCK/RODEO SCH. FUND	6	18
557138-00000	SAN ANTONIO LIVESTOCK	6	18
557140-	O.E. JACKSON SCHOLARSHIP	6	18
557141-	MARIANNA P. POLLARD SCHOLARSHIP	6	18
557143-	DR. JOHN B. COLEMAN SCHOLARSHIP	6	18
557145-	T.K. LAWLESS PRIZE	6	19
557147-	TI CECSTR STUDENT SCHOLARSHIP	6	19
557160-	CLASS OF 1943 SCHOLARSHIP FUND	6	19
557161-	LOS ANGELES - PV ALUMNI	6	19
557162-	DETROIT-PVAMU ALUMNI MEMORIAL SCH.	6	19
557164-	HOUSTON-PVAMU ALUMNI SCHOLARSHIP	6	19
557165-	HATTIE, JACK & CORA TEEL GARRETT	6	19
557167-	LACY & CAROLYN SCHOLARSHIP FUND	6	20
557168-	GEORGE MEADOR SCHOLARSHIP	6	20
557169-	CLASS OF 1958 SCHOLARSHIP	6	20
557170-	ANDERSON BONNER SCHOLARSHIP FUND	6	20
557171-	CLASS OF 1950 SCHOLARSHIP	6	20
557173-	LUCINA E. THOMPSON MEM. SCHOLAR.	6	20
557175-	BESSIE & OSCAR JOHN THOMAS SCHOLAR.	6	20
557176-	RAYMOND & THELMA HOLT FAMILY	6	21
557181-	BUNKLEY FOUNDATION SCH. END	6	21

Printed on a Xerox 9700 Laser Printing System at the Computing Services Center / Texas A&M University

Form: URGB01 (02/05/85)

Account	Name	Section	Page
557185-	THEOLA AND JJ WOODS	6	21
557192-	THERESA GOLDEN THOMPSON RN END. SCH	6	21
557193-	2012 R.E.D. (REACHING EDUCATION)	6	21
557194-	JUDGE OWEN RALSTON SCHOLARSHIP	6	21
557195-00000	WILLIE MAE & CHARLES BELVIN SCH. FD	6	21
557196-	PEPSI-ACADEMIC SCHOLARSHIP FUND	6	22
557214-	ALVIN HAYES SR. MEM. SCH. END.	6	22
557215-	REV. DR. W.M. BATTS ATHLETIC SCH.	6	22
557216-	GEORGE R. HADNOT ENG. SCHOLARSHIP	6	22
557218-	BARBARA J. HOFFMAN MEM SCH.	6	22
557219-	GEORGE A. ROBERTS PH.D SCHOLARSHIP	6	22
557222-	BILL ORMAN GRAD. FELLOWSHIP SCH.	6	22
557223-	SAMUEL BUTLER FAMILY SCHOLARSHIP	6	23
557224-	TWANA EDWARDS SCHOLARSHIP FUND	6	23
557227-	HENRI L. BAILEY III SCHOLARSHIP	6	23
557229-	VIVIAN L. JEFFERSON MEMORIAL SCH.	6	23
557230-	CENTENNIAL FUND CHEM SCHOLARSHIP	6	23
557232-	BEAUMONT,PRAIRIE VIEW ALUMNI ASSOC	6	23
557233-	CLASS OF 1961 LEGACY SCHOLARSHIP	6	23
557235-	CENTENNIAL ENGINEERING SCHOLARSHIP	6	24
557238-	HATTIE OLIVETTE JACKSON HIGGS SCH.	6	24
557239-	WANDA JACKSON SCHOLARSHIP	6	24
557240-	C J DAVIDSON SCHOLARSHIP FUND	6	24
557241-	DR. THOMAS & MARGARET FOGARTY SCH.	6	24
557242-	WESLEY & MARIE RATCLIFF SCHOLARSHIP	6	24
557243-	CPT. LEROY THOMAS JR. SCHOLAR	6	24
557244-	J.R. PHILLIPS SCHOLARSHIP FUND	6	25
557248-	FREDERIC L. GREEN SCHOLARSHIP	6	25
557249-	ALIAKBAR M. HAGHIGHI SCHOLARSHIP	6	25
557250-	CAESAR & ESTELLA DIAL	6	25
557253-	HERMAN AND JUANITA HOUSE SCHOL.	6	25
557258-	EMMA JOAHANNE & SAM I. SMITH	6	25
557259-	TRACIE AND FELECIA ENDOW. SCH.	6	25
557262-	GEORGE FOUNDATION SCHOLARSHIP	6	26
557263-	THE JOHN W. MONTGOMERY SCHOLARSHIP	6	26
557264-	FORT WORTH PVAMU ALUMNI ASSOC. SCH.	6	26
557266-	SPROTT FAMILY FOUNDATION SCH. FUND	6	26
557267-	SANDRA BLAND SOCIAL JUSTICE SCHOLAR	6	26
557268-	SEA ENDOWED SCHOLARSHIP	6	26
557270-	A G HILLARD I SCHOLARSHIP FUND	6	26
557273-	DR. DELAND & EVIE MYERS SCH	6	27
557274-	SHELL PVAMU LEGACY ENDOWED SCH.	6	27
557275-	WILL C. HOGG MEMORIAL SCHOLARSHIP	6	27
557276-	KRISTEN D. TARVER MEMORIAL SCH.	6	27
557277-	MARSHALL V. BROWN ENDOWED SCHOLAR	6	27
557278-	WESLEY & BOBBYE GEARY ENDOWED SCHOL	6	27
557281-	ANDREW E. WASHINGTON ACHIEV. SCH.	6	27
557282-	MELISSA ANN SCOTT MEMORIAL END. SCH	6	28
557284-	THE NAU SCHOLARS - HOUSTON	6	28
557285-	J.H. JONES SCHOLARSHIP (MEN)	6	28
557287-	OMEGA PSI PHI SCHOLARSHIP FUND	6	28

Printed on a Xerox 9700 Laser Printing System at the Computing Services Center / Texas A&M University

Form: URGB01 (02/05/85)

Account	Name	Section	Page
557295-	R.V. LAWSON SCHOLARSHIP FUND	6	28
557297-	PV ALPHA PHI ALPHA ALUMNI END. SCHO	6	28
557298-	GUS & PAULETTA RICH ENDOWED SCHOLAR	6	28
557300-	LEVEAQUE MEMORIAL SCHOLARSHIP	6	29
557302-	ALFRED BANKS-ALVIN JEFFERY SCH.FUND	6	29
557303-	GEORGIANA ARCHER THOMAS SCH. FUND	6	29
557304-	THE EVELYN E. THORNTON LEGACY ENDOW	6	29
557305-	MARY E. BROWN LEWIS SCHOLARSHIP	6	29
557307-	HERMAN WRIGHT SCH END FUND	6	29
557308-	JAMES & PATRICIA SOLOMON SCH END FU	6	29
557312-	SAMUEL METTERS SCHOLARSHIP FUND	6	30
557314-	KENNY HOUSTON SCHOLARSHIP ENDOWMENT	6	30
557315-	LEOTHA POLK MEMORIAL SCHOLARSHIP	6	30
557316-	CLASS OF 1999 & FRIENDS SCH. FUND	6	30
557317-	JUDGE BEN FOREMAN&ADELLE ENDOW.SCH.	6	30
557318-	CLASS OF 1987 SCHOLARSHIP FUND	6	30
557319-	STUDENT SCHOLARSHIP ENDOWMENT	6	30
557321-	EARL WOOTEN ENGINEERING SCH. FUND	6	31
557324-	ERNEST V & JOHNNIE R. MARTIN END.	6	31
557325-	GEORGE R. RAGLAND SCHOLARSHIP	6	31
557326-	PV NURSES ALUMNI ASSOC. SCH. FUND	6	31
557327-	CLASS OF 1963 SCHOLARSHIP FUND	6	31
557328-	CLASS OF 1965 SCHOLARSHIP FUND	6	31
557330-	MARGARET READING SCHOLARSHIP	6	31
557331-	JACQUELINE KENNEDY MATH & SCI SHCH.	6	32
557332-	LUCILLE & NELSON WILLIAMS SCHOLAR	6	32
557333-	H. EDISON ANDERSON MUSIC SCH(HEAMS)	6	32
557334-	M. PAUL MEHTA SCHOLARSHIP FUND	6	32
557335-	WM E. REID SCHOLARSHIP	6	32
557336-	KIMBERLY RENE' SCOTT SCHOL FUND-EDU	6	32
557337-	PAULINE & HAROLD BONNER SCH. FUND	6	32
557338-	TEACHER EDUCATION SCHOLAR. FUND	6	33
557339-	M.L. HODGE SCHOLARSHIP FUND	6	33
557340-	332ND FIGHTER GROUP MEM. SCH. FUND	6	33
557341-	KOUKAL-RUTLAND BAND SCH. FUND	6	33
557342-	WELLINGTON & HELEN SWIN BOOK SCH	6	33
557343-	LEROY G. MOORE SCHOLARSHIP FUND	6	33
557344-	MARVIN D.BRAILSFORD JR. MEM. SCH.	6	33
557346-	DR. FREDDIE FRAZIER SCH. ENDOWMENT	6	34
557347-	KENNETH ROBINSON MEM. SCHOLARSHIP	6	34
557348-	JOSEPH & JOHNETTA THOMAS SCH.	6	34
557349-	PETER J. WOOD ENDOWED SCHOLARSHIP	6	34
557350-	E J TYLER MEM SCHOLAR	6	34
557351-	DR. MARION HENRY SCHOLARSHIP	6	34
557354-	BOB ROBERTS MEM.SCH ENDOW. FUND	6	34
557355-	ERNESTINE B. WINSLETT SCHOLARSHIP	6	35
557360-	RUBY M. N. KING - ATHLETICS	6	35
557361-	RUBY M. N. KING - HOME ECONOMICS	6	35
557370-	VAN DUKE & LUCILLE S WRIGHT MEM SCH	6	35
557380-	A D STEWART ACADEMIC SCHOLARSHIP	6	35
557389-	CLARENCE STUBBLEFIELD ENDOWED SCH.	6	35

Printed on a Xerox 9700 Laser Printing System at the Computing Services Center / Texas A&M University

Form: URGB01 (02/05/85)

Account	Name	Section	Page
557390-	CLASS OF 1966 SCHOLARSHIP ENDOW	6	35
557391-	WILLIE F TROTTY FELLOWSHIP ENDOW.	6	36
557401-00000	CHALLENGE GRANT SCHOLARSHIP	6	36
557415-	VNA ENDOWED NURSING SCHOLARSHIP	6	36
557418-	SAMUEL METTERS-PHI BETA LAMBDA ENDW	6	36
557436-00000	ATHLETIC DEVELOPMENT	6	36
557439-	FIRST CLASS ALUMNI ENDOWED SCHOLAR.	6	36
557440-00000	FLOSSIE M. BYRD SCHOLARSHIP	6	37
557441-	VIVIAN SMITH ENDOWMENT SCHOLARSHIP	6	37
557442-	NDDC ENDOWMENT SCHOLARSHIP FUND	6	37
557444-	SILSBEE ALUMNI SCH. ENDOWMENT	6	37
557446-	PVAMU S.A. ALUMNI CH. SCH.	6	37
557447-	PVAMU CLUSTER END. SCH. FUNDS	6	37
557448-00000	CLASS OF 1978 ENGI. ALUMNI SCHOLAR.	6	37
557449-	ACCENTURE SCHOLARSHIP	6	38
557450-	CHARLES M. BROWN SCH. FOR MUSICIANS	6	38
557500-	MILTON C. SANDERS SCHOLARSHIP	6	38
557501-	BOBBY L. BALDWIN TUITION SCHOLAR	6	38
557515-	DR. ALFRED POINDEXTER ENDOWMENT SCH	6	38
557519-	SAMUEL R. COLLINS SCHOLAR. ENDOWED	6	38
557521-	ROSEANN WAINDEL ENDOWMENT MEM. SCH.	6	38
557522-	DR. DEMPSEY SEASTRUNK MEM. SCH. END	6	39
557531-	CLASS OF 1954 ENDOWED SCH FUND	6	39
557532-	CLASS OF 1959 SCHOLARSHIP ENDOW	6	39
557536-	DR. EMERY R OWENS ENDOWMENT SCHOLAR	6	39
557537-	DR. GEORGE E. BROWN SCH. ENDOW.	6	39
557550-	PVAMU-GROVE SCHOLARSHIP FOUNDATION	6	39
557561-	DR. O.M. HOLT MEM. SCHOLARSHIP	6	39
557587-	LORENZO & MARCH TRAMBLE SCH. FUND	6	40
557591-	CLASS OF 1964 SCHOLARSHIP	6	40
557637-	FORD/EEOC ENDOWMENT SCHOLARSHIP	6	40
557646-00000	GE MAIN STREAM AWARD FUND	6	40
557650-	GM SCHOLARSHIP FUND	6	40
557665-	DOLFRANK SCHOLARSHIP AWARD	6	40
557679-	COB JOSEPH SCOTT SCHOLARSHIP END	6	40
557693-	MATTIE M. NICKSON SCHOLARSHIP	6	41
557696-	A.J. JONES GRAD NURSING ENDOW. SCH.	6	41
557725-	M G JONES - (WOMEN) SCHOLARSHIP	6	41
557760-	JOSIE E. WASHINGTON SCHOLARSHIP	6	41
557786-	HELEN V. GREEN HOME ECS SCHOLARSHIP	6	41
557787-	WHITLOWE R. GREEN SOC SCI SCH	6	41
557788-	WILLIAM M. GREEN BUS MGMT SCH	6	41
557789-	MADIA S. BRANNON NURSING SCH.	6	42
557791-	FRANK T. HAWKINS END. SCHOLARSHIP	6	42
557792-	REMOVING BARRIERS TO EDUCATION SCH.	6	42
557793-	ROY & THELMA SMITH ENDOW. SCH. FUND	6	42
557797-	CHARLOTTE CAMERON SCHOLARSHIP FUND	6	42
557798-	CLEMMIE S. VINCENT SCHOLARSHIP FUND	6	42
557799-	JONES FAMILY SCHOLARSHIP FUND	6	42
557801-	NATHELYNE ARCHIE KENNEDY SCH. FUND	6	43
557803-	CLASS OF 1957 SCHOLARSHIP FUND	6	43

Printed on a Xerox 9700 Laser Printing System at the Computing Services Center / Texas A&M University

Form: URGB01 (02/05/85)

Account	Name	Section	Page
557805-	PVAMU ENDOWMENT SCHOLARSHIP	6	43
557810-	COLLINS/BROWN SCH ENDWMNT	6	43
557811-	COL OF ENGRG SCHOL ENDWMNT	6	43
557812-	HUGH DIXON DENWIDDIE SCH ENDWMNT	6	43
557831-	ATHLETIC SCHOLARSHIP ENDOWMENT	6	43
557871-	CLASS OF 1953/50TH SCHOLARSHIP	6	44
557872-	CLASS OF 1970 SCH ENDOWMENT	6	44
557989-	REBECCA E. WRIGHT SCHOLARSHIP FUND	6	44
557994-	CLASS OF 1949 SCHOLARSHIP FUND	6	44
557995-	GOV BILL & VARA DANIEL SCHOLARSHIP	6	44
558100-00000	NCAA ACADEMIC ENHANCEMENT FUND	6	44
558108-	DEVEL. FEE (COLLEGE DEV. ACTIVITY)	6	45
558401-	LEE C. PHILLIP BLDG. ENDOWMENT	6	45
558405-	ALL FAITHS CHAPEL BUILDING FUND	6	45
558408-	JPAFC FUND RAISING ACCOUNT	6	45
558421-	TSDAR/PVAMU ENDOWED SCHOLARSHIP	6	45
559191-	EDWARD W. MARTIN SCHOLARSHIP	6	45
559994-	EST. GIFTS, GRANTS & CONTRACTS-INST	6	46
559995-	EST. GIFTS, GRANTS & CONTRACTS-RES.	6	46
559996-	EST. GIFTS, GRANTS & CONTRACTS-PUBL	6	46
559997-	EST. GIFTS, GRANTS & CONTRACTS-ACAD	6	46
559998-	EST. GIFTS, GRANTS & CONTRACTS-SCH.	6	47
559999-	EST. GIFTS, GRANTS & CONTRACTS-S.S	6	47

Printed on a Xerox 9700 Laser Printing System at the Computing Services Center / Texas A&M University

Form: URGB01 (02/05/85)

Name	Account	Section	Page
A D STEWART ACADEMIC SCHOLARSHIP	557380-	6	35
A G HILLARD I SCHOLARSHIP FUND	557270-	6	26
A.J. JONES GRAD NURSING ENDOW. SCH.	557696-	6	41
ACADEMIC ADVISORY-CONSULANT	210640-60000	3	3
ACADEMIC ADVISORY-OTHER EXPENSE	210640-50000	3	3
ACADEMIC ADVISORY-REPRODUCTIVE	210640-30000	3	3
ACADEMIC ADVISORY-TRAVEL	210640-40000	3	3
ACADEMIC AFFAIRS	180101-10500	2	26
ACADEMIC ENGAGEMENT - RETENTION	218027-60000	3	11
ACADEMIC ENGAGEMENT - TELEPHONE	218027-70000	3	11
ACADEMIC ENGAGEMENT STU SUPPORT	218027-20000	3	10
ACADEMIC ENGAGEMENT TRAINING	218027-30000	3	10
ACADEMIC EVENTS - ORIENTATION	218027-50000	3	11
ACADEMIC EVENTS - PROGRAM SUPPORT	218027-40000	3	11
ACADEMIC PROGRAM REVIEW	222137-	3	13
ACADEMIC RESEARCH ACCOUNT	110515-	2	5
ACADEMIC TECHNOLOGY	110508-	2	5
ACADEMIC-ADVISORY-TELECOMMUNICATION	210640-20000	3	3
ACCENTURE LECTURE SERIES	554082-	6	14
ACCENTURE SCHOLARSHIP	557449-	6	38
ACCOUNTING, FINANCE, & MIS	112405-00000	2	14
ACCT., FIN., INFO. SYS.	212405-	3	7
ADDIE SARAH MCGREW SCH END	557038-	6	15
ADI ADVISORS AG AND HUMAN SCIENCES	178013-12700	2	25
ADI ADVISORS ARTS AND SCIENCES	178013-12100	2	24
ADI ADVISORS BUSINESS	178013-12400	2	25
ADI ADVISORS EDUCATION	178013-12300	2	25
ADI ADVISORS ENGINEERING	178013-12200	2	25
ADI ADVISORS JUVENILE JUSTICE & PSY	178013-12952	2	25
ADI ADVISORS NURSING	178013-12620	2	25
ADI-ACADEMIC ADVISORS	178013-00000	2	24
ADI-ACADEMIC ADVISORY	170640-	2	22
ADI-ACADEMIC DEVELOPMENT INITIATIVE	102203-	2	2
ADI-ACCOUNTING, FINANCE, AND MIS	172405-00000	2	23
ADI-ASSESSMENT	170304-	2	21
ADI-COLLEGE OF BUSINESS	172400-00000	2	23
ADI-COMMUNITY DEVELOPMENT	172904-	2	24
ADI-CONSTRUCTION SCIENCE	172907-00000	2	24
ADI-CURRICULUM AND INSTRUCTION	172315-	2	23
ADI-DEVELOPMENTAL/REMEDIAL EDUCATIO	170625-	2	21
ADI-EDUCATIONAL ASSESSMENT-SALARIES	178027-10000	2	25
ADI-EDUCATIONAL LEADERSHIP & COUNSE	172330-	2	23
ADI-EDUCATOR PREPARATION	172331-	2	23
ADI-ELECTRICAL ENGINEERING	172225-	2	23
ADI-ENGAGEMENT & STUDENT SUCCESS	178011-	2	24
ADI-ENROLLMENT MANAGEMENT	170607-	2	21
ADI-GRADUATE SCHOOL	170630-	2	22
ADI-HONORS COLLEGE	170202-	2	21
ADI-LICENSURE IMPROVEMENT	170501-	2	21
ADI-MANAGEMENT AND MARKETING	172440-	2	24
ADI-MATHEMATICS	172135-	2	23

Printed on a Xerox 9700 Laser Printing System at the Computing Services Center / Texas A&M University

Form: URGB01 (02/05/85)

Name	Account	Section	Page
ADI-MEDICAL ACADEMY ADLOC	172170-00000	2	23
ADI-MS-ACCOUNTING	172406-00000	2	24
ADI-NURSING	172620-00000	2	24
ADI-PROVOST SALARY SAVING - FACULTY	171786-10000	2	22
ADI-PROVOST SALARY SAVING - STAFF	171786-20000	2	22
ADI-RESERVE ACADEMIC SUPPORT	171781-00025	2	22
ADI-RESERVE INSTRUCTION	171781-00010	2	22
ADI-RESERVE STUDENT SERVICE	171781-00030	2	22
ADI-SUMMER INITIATIVE PROGRAM	171301-	2	22
ADI-SUMMER SCHOOL SALARY	172650-00000	2	24
ADI-UC COMMUNITY POLICE	178028-30000	2	26
ADI-UC FRESHMAN FINANCIAL AID	178028-20000	2	25
ADI-UC STUDENT LIFE	178028-10000	2	25
ADKISSON PRIZE FUND	557110-	6	17
ADMIN	482204-18001	6	6
ADMIN OVERHEAD RECOVERY	333230-00000	5	8
ADMINISTRATIVE OHCR	271300-	4	2
ADMISSIONS	226652-00002	3	25
AESS MAINTENACE AND OPERATIONS	212800-	3	8
AESS SUMMER SUPPORT	218011-	3	10
AFR AUXILIARY - S/L ACCOUNT	330002-	5	1
AFR DESIGNATED - TUITION DISCOUNT	220002-	3	11
AFR E&G REVENUE S/L ACCOUNT	100003-	2	1
AFR E&G TUITION DISCOUNTING	110003-	2	3
AFR RESTRICTED - TUITION DISCOUNT.	440002-	6	2
AG FACILITIES SUPPORT	222162-	3	14
AG NURITION & HUMAN ECOLOGY	230700-12715	3	31
AG NUTRITION, H. E. (OP. & MAINT.)	212715-00000	3	8
AG. & HUMAN SCIENCES (OP. & MAINT.)	212700-	3	8
ALFRED BANKS-ALVIN JEFFERY SCH.FUND	557302-	6	29
ALIAKBAR M. HAGHIGHI SCHOLARSHIP	557249-	6	25
ALL FAITHS CHAPEL	231111-	3	36
ALL FAITHS CHAPEL BUILDING FUND	558405-	6	45
ALL FAITHS CHAPEL INTEREST INCOME	222158-	3	14
ALUMNI AFFAIRS	226517-	3	24
ALUMNI FUND	226514-	3	24
ALVIN HAYES SR. MEM. SCH. END.	557214-	6	22
ANDERSON BONNER SCHOLARSHIP FUND	557170-	6	20
ANDREW E. WASHINGTON ACHIEV. SCH.	557281-	6	27
APPLICATION FEE	226652-00000	3	25
AQUILA MCGREW, JR SCH END	557036-	6	15
ARCHITECTURE - ARCHITECTURE PROGRAM	230900-12903	3	32
ARCHITECTURE - ART PROGRAM	230900-12905	3	32
ARCHITECTURE - COMMUNITY DEVELOPMEN	230900-12904	3	32
ARCHITECTURE - CONSTRUCTION SCIENCE	230900-12907	3	32
ARCHITECTURE ENDOWED CHAIR	552644-	6	10
ARCHITECTURE PRINTING & PLOTTING	112908-	2	16
ARCHITECTURE PROGRAM	112903-	2	16
ARMY-ROTC	112160-	2	12
ARMY-ROTC	212160-	3	5
ARTS & SCIENCES STEINWAY PIANOS	230101-	3	28

Printed on a Xerox 9700 Laser Printing System at the Computing Services Center / Texas A&M University

Form: URGB01 (02/05/85)

Name	Account	Section	Page
ARTS AND SCIENCES BAND	230100-12112	3	27
ARTS AND SCIENCES BIOLOGY	230100-12115	3	28
ARTS AND SCIENCES CHEMISTRY	230100-12120	3	28
ARTS AND SCIENCES LANGUAGES & COMM	230100-12123	3	28
ARTS AND SCIENCES MATH	230100-12135	3	28
ARTS AND SCIENCES MUSIC AND DRAMA	230100-12110	3	27
ARTS AND SCIENCES PHYSICS	230100-12140	3	28
ARTS AND SCIENCES SOCIAL WORK, BEHA	230100-12143	3	28
ASSOC PROVOST ACAD AFFAIRS INT INC	222201-	3	16
ASSOC. VP-ENROLLMENT MANAGEMENT	222192-	3	16
ASSOC. VP-STUDENT ACTIVITIES	222193-	3	16
AT&T ENDOWED PROFESSORSHIP	552645-	6	11
ATHL. WOMEN'S BASKETBALL	331020-	5	4
ATHLETIC ACADEMIC ADVISEMENT	222281-00000	3	20
ATHLETIC DEVELOPMENT	557436-00000	6	36
ATHLETIC SCHOLARSHIP ENDOWMENT	557831-	6	43
ATHLETIC SCHOLARSHIPS	331005-	5	2
ATHLETICS ADMINISTRATION	331000-	5	1
ATHLETICS FACILITIES	331002-	5	2
ATHLETICS FEE	331099-	5	6
ATHLETICS INSURANCE ACCOUNT	331008-	5	2
ATHLETICS SUPPORT	222254-	3	19
AUF - VPBA	180300-	2	26
AUF ACADEMIC SCHOLARSHIP	188901-	2	34
AUF BENEFITS ACADEMIC SUPPORT	181800-	2	29
AUF BENEFITS INSTITUTIONAL SUPPORT	181801-	2	29
AUF BENEFITS INSTURCTION	181802-	2	29
AUF BENEFITS OPERATION & MAINT.	181803-	2	29
AUF BENEFITS PUBLIC SERVICES	181804-	2	29
AUF BENEFITS RESEARCH	181805-	2	30
AUF BENEFITS STUDENT SERVICES	181806-	2	30
AUF BIOLOGY	182115-	2	31
AUF BUDGET RESV. ACADEMIC SUPPORT	188781-00025	2	33
AUF BUDGET RESV. INST. SUPPORT	188781-00035	2	34
AUF BUDGET RESV. INSTRUCTION	188781-00010	2	33
AUF BUDGET RESV. OPERATION & MAINTE	188781-00040	2	34
AUF BUDGET RESV. RESEARCH	188781-00015	2	33
AUF BUDGET RESV. STUDENT SERVICE	188781-00030	2	33
AUF CAMPUS MAIL	181350-	2	29
AUF CAMPUS SECURITY	187110-	2	31
AUF CARC RESEARCH ADMINISTRATION	188217-00001	2	31
AUF CEP ADMINISTRATION_FY2019	188218-19001	2	32
AUF CIVIL ENGINEERING	182220-	2	31
AUF COMPREHENSIVE RESEARCH DEVELOPM	180803-	2	28
AUF COMPREHENSIVE RESEARCH FUND	180801-	2	28
AUF CRI BONNER,MARBLEY,MOBLEY MACH3	180830-	2	28
AUF CRI DR. RUBAAI (SMART GRID)	180825-	2	28
AUF CRI DR.CHEN (BIO ENGINEERING)	180815-	2	28
AUF CRI DR.LAWRENCE(CYBER SECURITY)	180820-	2	28
AUF CRI-(PHYSICS RADIATION BIOLOGY)	180810-	2	28
AUF DEVELOPMENT OFFICE	181400-	2	29

Printed on a Xerox 9700 Laser Printing System at the Computing Services Center / Texas A&M University

Form: URGB01 (02/05/85)

Name	Account	Section	Page
AUF EDU. LEAD. & COUNSELING	182330-	2	31
AUF ENGINEERING TECHNOLOGY	182240-	2	31
AUF FACULTY DEVELOPMENT INITIATIVE	180550-	2	27
AUF FACULTY DEVELOPMENT LEAVE PH.D	188461-00000	2	33
AUF GRADUATE SCHOOL	180630-00000	2	27
AUF INFO TECHNOLOGY SERVICES	181300-00000	2	28
AUF INSTITUTIONAL RESEARCH	180505-	2	27
AUF LANGUAGE AND COMMUNICATIONS	182123-	2	31
AUF LUMP SUM - ACADEMIC SUPPORT	181900-	2	30
AUF LUMP SUM - INSTITUTIONAL SUP.	181901-	2	30
AUF LUMP SUM - INSTRUCTION	181902-	2	30
AUF LUMP SUM - OPERATION & MAIN.	181903-	2	30
AUF LUMP SUM - PUBLIC SERVICE	181904-	2	30
AUF LUMP SUM - RESEARCH	181905-	2	30
AUF LUMP SUM - STUDENT SERVICES	181906-	2	30
AUF MASTER OF SCIENCE NURSING ENHAN	188434-	2	33
AUF MUSIC AND DRAMA	182110-	2	31
AUF OFFICE OF THE REGISTRAR ADLOC	180605-	2	27
AUF PRESIDENTIAL SCHOLARS. (188906)	188906-	2	34
AUF PROVOST SALARY SAVING - FACULTY	188786-10000	2	34
AUF PROVOST SALARY SAVING - STAFF	188786-20000	2	34
AUF PV OPPORTUNITY TARGETED/MERIT H	188903-	2	34
AUF REGENTS STUDENT MERIT SCHOL.	188907-	2	34
AUF REHABILITATION SERVICES	188209-	2	31
AUF RESEARCH AND DEVELOPMENT	180800-	2	27
AUF ROTC SCHOLARSHIP	188902-	2	34
AUF SACS ACCREDITATION	188621-	2	33
AUF STUDENT ENROLLMENT MANAGEMENT	180502-	2	27
AUF STUDENT FINANCIAL AID	180615-	2	27
AUF SWITCHBOARD OPERATIONS	181351-	2	29
AUF THERMAL SCIENCE RESEARCH CENTER	188625-	2	33
AUF VP ACADEMIC AFFAIRS	180500-00000	2	26
AUF VP STUD. AFFAIRS & INST. REL.	180400-00000	2	26
AUF-COMPLIANCE	180151-	2	26
AUXILIARY - ADMINISTRATION	331500-00000	5	6
AUXILIARY RETIREES	330515-	5	1
AUXILIARY SERVICES VENDORS SCHOLAR	557100-	6	17
AVP-ACADEMIC FINANCIAL AFFAIRS	110514-	2	5
B-ON-TIME SCHOLARSHIP PROGRAM	226725-	3	26
BAND AND DEAN SUPPORT	222282-	3	20
BAND SCHOLARSHIP	226719-	3	26
BARBARA J. HOFFMAN MEM SCH.	557218-	6	22
BASEBALL	331010-	5	2
BASKETBALL - MEN	331015-	5	3
BEAUMONT,PRAIRIE VIEW ALUMNI ASSOC	557232-	6	23
BENEFITS PAID BY STATE ACAD. SUPP	111719-	2	6
BENEFITS PAID BY STATE INST. SUPP.	111721-	2	6
BENEFITS PAID BY STATE INSTRUCTION	111716-	2	6
BENEFITS PAID BY STATE PLANT	111722-	2	7
BENEFITS PAID BY STATE PUBLIC SERV.	111718-	2	6
BENEFITS PAID BY STATE RESEARCH	111717-	2	6

Printed on a Xerox 9700 Laser Printing System at the Computing Services Center / Texas A&M University

Form: URGB01 (02/05/85)

Name	Account	Section	Page
BENEFITS PAID BY STATE SCH. FELL.	111723-	2	7
BENEFITS PAID BY STATE STUD. SERV.	111720-	2	6
BENEFITS PAID BY THE STATE	102104-	2	2
BENJAMIN-VAN DALIA WRIGHT BROWN SCH	557131-	6	18
BESSIE & OSCAR JOHN THOMAS SCHOLAR.	557175-	6	20
BILL ORMAN GRAD. FELLOWSHIP SCH.	557222-	6	22
BOB ROBERTS MEM.SCH ENDOW. FUND	557354-	6	34
BOBBY L. BALDWIN TUITION SCHOLAR	557501-	6	38
BS CONSTRUCTION SCIENCE	112907-	2	16
BUDGET RESERVE ACADEMIC SUPPORT	220789-00025	3	11
BUDGET RESERVE AUXILIARY	220789-00070	3	12
BUDGET RESERVE INST.	220789-00010	3	11
BUDGET RESERVE INST. SUPPORT	220789-00035	3	12
BUDGET RESERVE OPERATION & MA	220789-00040	3	12
BUDGET RESERVE STUDENT SERVICE	220789-00030	3	12
BUILDING SECURITY	226504-	3	24
BUNKLEY FOUNDATION SCH. END	557181-	6	21
BUSINESS ACCOUNTING, FINANCE, & MIS	230400-12405	3	30
BUSINESS AFFAIRS	271301-	4	3
BUSINESS MANAGEMENT & MARKETING	230400-12440	3	31
C J DAVIDSON SCHOLARSHIP FUND	557240-	6	24
C.L. WILSON SCHOLARSHIP FUND	557128-	6	18
CAESAR & ESTELLA DIAL	557250-	6	25
CAHS GRADUATE INCREMENTAL	112070-	2	11
CAMPUS DINING	334060-00000	5	9
CAMPUS MAIL SERVICES	227701-	4	2
CAMPUS MASTER PLANNING & SPACE MGMT	110309-	2	4
CAMPUS MASTER PLANNING & SPACE MGMT	210309-	3	1
CAMPUS PLANNING	271306-	4	3
CAMPUS SECURITY	222400-	3	20
CAPITAL CAMPAIGN	226513-	3	24
CAPITAL CAMPAIGN END SCH	552601-	6	10
CARC	482104-00401	6	4
CARC ADMINISTRATION FY18	482104-00001	6	3
CARC ADMINISTRATION FY19	482105-00001	6	5
CARC ANIMAL SYSTEM RESEARCH FY19	482105-00201	6	5
CARC ANIMAL SYSTEMS RESEARCH	188217-00201	2	32
CARC ANIMAL SYSTEMS RESEARCH FY18	482104-00201	6	4
CARC FACILITIES SUPPORT FY18	482104-00099	6	3
CARC FACILITIES SUPPORT FY19	482105-00099	6	5
CARC FARM OPERATIONS FY19	482105-00801	6	6
CARC FOOD SYSTEMS FY18	482104-00501	6	4
CARC FOOD SYSTEMS RESEARCH FY19	482105-00501	6	6
CARC INTN GOAT CENTER FY19	482105-00301	6	5
CARC INTN' GOAT RESEARCH FY18	482104-00301	6	4
CARC M&O	215111-	3	9
CARC MARK COMM PLANN & IT FY18	482104-00101	6	4
CARC MARKET, COMM, PLAN, IT FY 19	482105-00101	6	5
CARC MARKETING COMM PLANNING & IT	188217-00101	2	32
CARC NATURAL RES & ENVIRON. FY18	482104-00701	6	4
CARC NATURAL RESOURCES & ENVIRON	188217-00701	2	32

Printed on a Xerox 9700 Laser Printing System at the Computing Services Center / Texas A&M University

Form: URGB01 (02/05/85)

Name	Account	Section	Page
CARC NATURAL RESRC & ENVIR FY19	482105-00701	6	6
CARC PLANT SYSTEMS FY 18	482104-00601	6	4
CARC PLANT SYSTEMS FY19	482105-00601	6	6
CARC PLANT SYSTEMS RESEARCH	188217-00601	2	32
CARC POULTRY CENTER FY19	482105-00401	6	5
CARC SOC SYS & ALLIED RES FY19	482105-01001	6	6
CARC SOCIAL SYS & ALLIED RES FY18	482104-01001	6	5
CAREER EDUCATION & PLACEMENT	110610-00000	2	5
CAREER EDUCATION & PLACEMENT	210610-	3	2
CAREER FAIR PROGRAM	222260-	3	19
CAREER SERVICES	231115-	3	37
CCP BANKS CHARGES	222096-	3	12
CEES ADMINISTRATIVE SUPPORT	180635-	2	27
CENTENNIAL ENGINEERING SCHOLARSHIP	557235-	6	24
CENTENNIAL FUND CHEM SCHOLARSHIP	557230-	6	23
CENTER FOR JUVENILE JUSTICE	102201-	2	2
CENTRAL RECEIVING	217016-	3	9
CEP ADMIN FY19	482205-19001	6	8
CEP ADMINISTRATION FY18 CF	482204-19001	6	7
CEP AGRI & NAT RESOURCES FY19	482205-19301	6	9
CEP AGRI & NAT'L RESOURCES FY 2019	188218-19301	2	32
CEP AGRI & NATURAL RESOURCE FY18	482204-18301	6	7
CEP AGRI & NATURAL RESOURCE FY18 CF	482204-19301	6	8
CEP COMM & ECON DEVEL FY19	482205-19501	6	9
CEP COMMUNITY & ECON DEV FY18	482204-18501	6	7
CEP COMMUNITY & ECON DEV FY18 CF	482204-19501	6	8
CEP COMMUNITY & ECON DEVELOPMENT	188218-19501	2	33
CEP FACILITIES SUPPORT FY18	482204-18099	6	6
CEP FACILITIES SUPPORT FY19	482205-19099	6	8
CEP FAMILY & CONSUMER SCI FY18 CF	482204-19201	6	7
CEP FAMILY & CONSUMER SCI FY19	482205-19201	6	8
CEP FAMILY & CONSUMER SCI. FY18	482204-18201	6	7
CEP FAMILY AND CONSUMER SCIENCE	188218-19201	2	32
CEP MARKETING COMM FY18	482204-18101	6	7
CEP MARKETING COMM FY18 CF	482204-19101	6	7
CEP MRKT COMM PLAN & IT FY19	482205-19101	6	8
CEP 4H & YOUTH DEV FY18	482204-18401	6	7
CEP 4H & YOUTH DEVEL FY19	482205-19401	6	9
CEP 4H & YOUTH DEVELOPMENT FY 2019	188218-19401	2	32
CEP 4H & YOUTH DEVELOPMENT FY18 CF	482204-19401	6	8
CHALLENGE GRANT SCHOLARSHIP	557401-00000	6	36
CHARLES M. BROWN SCH. FOR MUSICIANS	557450-	6	38
CHARLOTTE CAMERON SCHOLARSHIP FUND	557797-	6	42
CHEERLEADERS	231108-	3	36
CHEMISTRY	212120-	3	5
CHINA TRAVEL SUPPORT ACCOUNT	210505-	3	2
CLARENCE STUBBLEFIELD ENDOWED SCH.	557389-	6	35
CLASS OF 1943 SCHOLARSHIP FUND	557160-	6	19
CLASS OF 1949 SCHOLARSHIP FUND	557994-	6	44
CLASS OF 1950 SCHOLARSHIP	557171-	6	20
CLASS OF 1951 LEGACY SCHOLAR	557041-	6	15

Printed on a Xerox 9700 Laser Printing System at the Computing Services Center / Texas A&M University

Form: URGB01 (02/05/85)

Name	Account	Section	Page
CLASS OF 1952 SCH END FUNDS	557049-	6	15
CLASS OF 1953/50TH SCHOLARSHIP	557871-	6	44
CLASS OF 1954 ENDOWED SCH FUND	557531-	6	39
CLASS OF 1955 SCHOLARSHIP	552214-	6	10
CLASS OF 1957 SCHOLARSHIP FUND	557803-	6	43
CLASS OF 1958 SCHOLARSHIP	557169-	6	20
CLASS OF 1959 SCHOLARSHIP ENDOW	557532-	6	39
CLASS OF 1960 SCHOLARSHIP FUND	557075-	6	16
CLASS OF 1961 LEGACY SCHOLARSHIP	557233-	6	23
CLASS OF 1962 SCHOLARSHIP	557056-	6	15
CLASS OF 1963 SCHOLARSHIP FUND	557327-	6	31
CLASS OF 1964 SCHOLARSHIP	557591-	6	40
CLASS OF 1965 SCHOLARSHIP FUND	557328-	6	31
CLASS OF 1966 SCHOLARSHIP ENDOW	557390-	6	35
CLASS OF 1970 SCH ENDOWMENT	557872-	6	44
CLASS OF 1978 ENGI. ALUMNI SCHOLAR.	557448-00000	6	37
CLASS OF 1987 SCHOLARSHIP FUND	557318-	6	30
CLASS OF 1999 & FRIENDS SCH. FUND	557316-	6	30
CLEMMIE S. VINCENT SCHOLARSHIP FUND	557798-	6	42
CLINICAL ADOLESCENT PSYCHOLOGY	212960-	3	9
CLINICAL ADOLESCENT PSYCHOLOGY	112960-	2	17
CNTR FOR TEACH. EXCL & DIST LEARN.	212666-	3	8
CNTR FOR TEACHING EXCL & DIST LEARN	112666-	2	15
COB JOSEPH SCOTT SCHOLARSHIP END	557679-	6	40
COL OF ENGRG SCHOL ENDWMNT	557811-	6	43
COLLEGE OF ACHITECTURE-GRAD INCRE	112050-	2	11
COLLEGE OF AGR & HUMAN SCIENCE	112700-00000	2	15
COLLEGE OF AGRUCULTURE AND HUMAN SC	230700-12700	3	31
COLLEGE OF ARTS & SCIENCES	230100-12100	3	27
COLLEGE OF ARTS & SCIENCES	112100-00000	2	11
COLLEGE OF ARTS AND SCIENCES	212100-00000	3	4
COLLEGE OF ARTS SCIENCE-GRAD. INCRE	112000-	2	10
COLLEGE OF BUSINESS	212400-00000	3	7
COLLEGE OF BUSINESS	230400-12400	3	30
COLLEGE OF BUSINESS -GRAD. INCREMEN	112040-	2	11
COLLEGE OF BUSINESS DEAN'S OFFICE	112400-00000	2	14
COLLEGE OF EDUCATION	112300-00000	2	13
COLLEGE OF EDUCATION	212300-00000	3	6
COLLEGE OF EDUCATION	230300-12300	3	29
COLLEGE OF EDUCATION-GRAD INCRE	112030-	2	10
COLLEGE OF ENGINEERING	112200-00000	2	13
COLLEGE OF ENGINEERING	230200-12200	3	29
COLLEGE OF ENGINEERING-GRAD INCRE	112020-	2	10
COLLEGE OF ENGINERRING (O & M)	212200-	3	6
COLLEGE OF JUVENILE JUSTICE & PSYCH	212952-	3	9
COLLEGE OF JUVENILE JUSTICE & PSYCH	230950-12951	3	33
COLLEGE OF NURSING	230600-12600	3	31
COLLEGE OF NURSING	212600-	3	7
COLLEGE OF NURSING	112600-	2	15
COLLEGE OF NURSING-GRAD INCRE	112060-	2	11
COLLINS/BROWN SCH ENDWMNT	557810-	6	43

Printed on a Xerox 9700 Laser Printing System at the Computing Services Center / Texas A&M University

Form: URGB01 (02/05/85)

Name	Account	Section	Page
COMMENCEMENT EXPENSE	222102-	3	13
COMMUNITY DEVELOPMENT	118071-	2	20
COMMUTER SCHOLARSHIPS INCOMMING FRE	222311-	3	20
COMPASS	210504-	3	2
COMPASS	110504-	2	5
COMPLIANCE	210151-	3	1
COMPLIANCE - ATHLETICS	222259-	3	19
COMPLIANCE ADLOC	110151-	2	3
COMPLIANCE OFFICE	222258-	3	19
COMPREHENSIVE RESEARCH DEVELOPMENT	115801-	2	18
COMPREHENSIVE RESEARCH FUND	115800-00000	2	18
COMPREHENSIVE RESEARCH FUNDS	102106-	2	2
CONTINUING EDUCATION	223500-	3	22
COOPERATIVE EXTENSION FY18	482204-00000	6	6
COOPERATIVE EXTENSION FY19	482205-00000	6	8
COOPERATIVE EXTENSION PROGRAM	216111-	3	9
COUNSELING SERVICES	231113-00000	3	37
COUNSELING SERVICES	118002-00000	2	19
CPT. LEROY THOMAS JR. SCHOLAR	557243-	6	24
CRAIG A. WASHINGTON SCH	557073-	6	16
CREDIT CARD EXPENSE	222229-	3	17
CRF ADMINISTRATION	115800-00001	2	18
CRI FACULTY	110501-00000	2	4
CRI-BONNER,MARBLEY,MOBLEY MACH3	110501-12330	2	5
CRI-COLLEGE OF ARTS AND SCIENCE	110501-12100	2	4
CULTURE SERIES	231106-	3	36
CURRICULUM AND INSTRUCTION	212315-	3	7
DAVID ALLEN ENDOWMENT	554075-	6	13
DEAN OF GRADUATE SCHOOL	224530-	3	23
DEAN'S SUPPORT ACCT. (ARCH)	222175-	3	14
DEAN'S SUPPORT ACCT. (ARTS & SCI)	222176-	3	15
DEAN'S SUPPORT ACCT. (CLAH)	222174-	3	14
DEAN'S SUPPORT ACCT. (COB)	222177-	3	15
DEAN'S SUPPORT ACCT. (COE)	222178-00000	3	15
DEAN'S SUPPORT ACCT. (CON)	222180-	3	15
DEAN'S SUPPORT ACCT. (ENGR)	222181-	3	15
DEAN'S SUPPORT ACCT. (GRAD SCH)	222179-	3	15
DEAN'S SUPPORT ACCT. (SJJP)	222182-	3	15
DEFERRED MAINTENANCE FOR CLASSROOMS	180305-00001	2	26
DEPART. OF ELECT. ENGINEERING	212225-	3	6
DEPART. OF MECH. ENGINEERING	212235-	3	6
DEPARTMENT OF BIOLOGY	212115-	3	5
DEPARTMENT OF CHEM.ENGINEERING	212215-00000	3	6
DEPARTMENT OF COMPUTER SCIENCE	212250-	3	6
DEPARTMENT OF ENGR. TECHNOLOGY	212240-	3	6
DEPARTMENT OF MANAGEMENT & MKTNG	112440-00000	2	14
DEPARTMENT OF MATHEMATICS	112135-00000	2	12
DEPARTMENT OF MATHEMATICS	212135-00000	3	5
DEPARTMENT OF MGMT AND MKTING	212440-	3	7
DEPARTMENT OF MUSIC AND THEATRE	212110-	3	4
DEPARTMENT OF NURSING	212620-00000	3	8

Printed on a Xerox 9700 Laser Printing System at the Computing Services Center / Texas A&M University

Form: URGB01 (02/05/85)

Name	Account	Section	Page
DEPARTMENT OF NURSING	112620-00000	2	15
DEPARTMENT OF PHYSICS	112140-00000	2	12
DEPARTMENT OF PHYSICS	212140-	3	5
DEPARTMENT OF PSYCHOLOGY	112954-	2	17
DEPT OF CIVIL & ENVIRONMENTAL ENGR	112220-00000	2	13
DEPT OF CIVIL & ENVIRONMENTAL ENGR	212220-00000	3	6
DEPT OF PSYCHOLOGY (UNDERGRADUATE)	212955-	3	9
DEPT. OF BIOLOGY	112115-00000	2	11
DEPT. OF CHEMICAL ENGINEERING	112215-00000	2	13
DEPT. OF CHEMISTRY	112120-00000	2	12
DEPT. OF COMPUTER SCIENCE	112250-00000	2	13
DEPT. OF ELEC. ENGINEERING	112225-00000	2	13
DEPT. OF ENGR. TECHNOLOGY	112240-00000	2	13
DEPT. OF JUVENILE JUSTICE STUDIES	112953-	2	16
DEPT. OF MECH. ENGINEERING	112235-00000	2	13
DEPT. OF MUSIC & THEATRE	112110-	2	11
DEPT- AG. NUTRITION & HUMAN ECOLOGY	112715-00000	2	15
DESIGNATED BA INFO RESOURCE OFFICE	222238-	3	18
DESIGNATED DEFERRED MAINTENANCE	217211-00000	3	10
DESIGNATED DOCUMENT IMAGING	222245-00000	3	18
DESIGNATED INSTITUTIONAL MEMBERSHIP	222104-	3	13
DESIGNATED INSURANCE PREMIUM COST	222242-	3	18
DESIGNATED TUIT. SCHOLARSHIP GRAD	226716-	3	26
DESIGNATED TUITION	220100-	3	11
DESIGNATED TUITION SCHOLARSHIPS	226715-00000	3	26
DESIGNATED VP BUSINESS AFFAIRS	210300-	3	1
DESIGNATED VPBA OPERATIONS RESERVE	211780-	3	4
DETROIT-PVAMU ALUMNI MEMORIAL SCH.	557162-	6	19
DEV/ED INSTRUCTION	212805-	3	8
DEV/ED INSTRUCTION - MATH	112815-	2	16
DEV/ED INSTRUCTION - WRITING	212810-	3	8
DEVEL. FEE (COLLEGE DEV. ACTIVITY)	558108-	6	45
DEVELOPMENT OFFICE OPERATION	211400-	3	4
DEVELOPMENT OPERATIONAL FUND	222160-	3	14
DEVELOPMENTAL ED INSTRUCTION-MATH	212815-	3	8
DEVELOPMENTAL EDUCATION INSTRUCTION	112805-	2	15
DEVELOPMENTAL EDUCATION SUPPORT	210625-	3	3
DEVELOPMETAL EDUCATION - WRITING	112810-	2	16
DISABILITY SERVICES	210605-	3	2
DISABILITY SERVICES	231105-	3	35
DIV OF SOC WORK BEHAV & POL SCIEN	212146-00000	3	5
DIV. OF SOC. WK BEHAV. & POLS	212143-00000	3	5
DIV. OF SOCIAL WORK, BEHAV.	112143-00000	2	12
DOCTOR OF NURSING PRAC. PRGM.	552015-	6	9
DOLFRANK SCHOLARSHIP AWARD	557665-	6	40
DOXIE DARLING HAWS MASON SCHOLAR.	557125-	6	17
DR. ALFRED POINDEXTER ENDOWMENT SCH	557515-	6	38
DR. DELAND & EVIE MYERS SCH	557273-	6	27
DR. DEMPSEY SEASTRUNK MEM. SCH. END	557522-	6	39
DR. EMERY R OWENS ENDOWMENT SCHOLAR	557536-	6	39
DR. FREDDIE FRAZIER SCH. ENDOWMENT	557346-	6	34

Printed on a Xerox 9700 Laser Printing System at the Computing Services Center / Texas A&M University

Form: URGB01 (02/05/85)

Name	Account	Section	Page
DR. GEORGE E. BROWN SCH. ENDOW.	557537-	6	39
DR. JOHN B. COLEMAN SCHOLARSHIP	557143-	6	18
DR. MARION HENRY SCHOLARSHIP	557351-	6	34
DR. O.M. HOLT MEM. SCHOLARSHIP	557561-	6	39
DR. THOMAS & MARGARET FOGARTY SCH.	557241-	6	24
E J TYLER MEM SCHOLAR	557350-	6	34
E&G BEN SUB TO APS011 ACAD SUPP	111800-	2	8
E&G BEN SUB TO APS011 INST SUPP	111801-	2	8
E&G BEN SUB TO APS011 INSTRUCTION	111802-	2	8
E&G BEN SUB TO APS011 OPER & MAINT	111803-	2	8
E&G BEN SUB TO APS011 PUBLIC SERV	111804-	2	8
E&G BEN SUB TO APS011 RESEARCH	111805-	2	8
E&G BEN SUB TO APS011 STUD SVC	111806-	2	8
E&G BEN. NOT APS011 ACADEMIC SUP.	111910-	2	9
E&G BEN. NOT APS011 INST. SUPPORT	111911-	2	9
E&G BEN. NOT APS011 INSTURCTION	111912-	2	10
E&G BEN. NOT APS011 OPER AND MAIN	111913-	2	10
E&G BEN. NOT APS011 PUBLIC SVC.	111914-	2	10
E&G BEN. NOT APS011 RESEARCH	111915-	2	10
E&G BEN. NOT APS011 STUDENT SVCS	111916-	2	10
EARL WOOTEN ENGINEERING SCH. FUND	557321-	6	31
EDUCATION CURICULUM AND INSTRUCTION	230300-12315	3	30
EDUCATION HEALTH AND HUMAN PERFORMA	230300-12325	3	30
EDUCATION LEADERSHIP & COUNSELING	230300-12330	3	30
EDUCATION STUDENT TEACHING & FIELD	230300-12335	3	30
EDUCATION TEACHER CERTIFICATION	230300-12340	3	30
EDUCATIONAL LEADERSHIP & COUNSELING	212330-	3	7
EDUCATIONAL LEADERSHIP & COUNSELING	112330-00000	2	14
EDWARD W. MARTIN SCHOLARSHIP	559191-	6	45
EFNEP	482304-00001	6	9
EMMA JOAHANNE & SAM I. SMITH	557258-	6	25
ENGINEERING CHEMICAL	230200-12215	3	29
ENGINEERING CIVIL	230200-12220	3	29
ENGINEERING COMPUTER SCIENCE	230200-12250	3	29
ENGINEERING ELECTRICAL	230200-12225	3	29
ENGINEERING MECHANICAL	230200-12235	3	29
ENGINEERING TECHNOLOGY	230200-12240	3	29
ENROLLMENT MANAGEMENT CENTER	210606-	3	2
ENROLLMNT/RECRUIT MANAGEMENT CENTER	110606-	2	5
ENVIRONMENTAL HEALTH & SAFETY	117120-00000	2	19
ENVIRONMENTAL HEALTH & SAFETY	217120-00000	3	10
ERNEST V & JOHNNIE R. MARTIN END.	557324-	6	31
ERNESTINE B. WINSLETT SCHOLARSHIP	557355-	6	35
EST. GIFTS, GRANTS & CONTRACTS-ACAD	559997-	6	46
EST. GIFTS, GRANTS & CONTRACTS-INST	559994-	6	46
EST. GIFTS, GRANTS & CONTRACTS-PUBL	559996-	6	46
EST. GIFTS, GRANTS & CONTRACTS-RES.	559995-	6	46
EST. GIFTS, GRANTS & CONTRACTS-S.S	559999-	6	47
EST. GIFTS, GRANTS & CONTRACTS-SCH.	559998-	6	47
EVANS ALLEN FY 2018	482104-00000	6	3
EVANS ALLEN FY 2019	482105-00000	6	5

Printed on a Xerox 9700 Laser Printing System at the Computing Services Center / Texas A&M University

Form: URGB01 (02/05/85)

Name	Account	Section	Page
EXECUTIVE MBA FEE	223404-	3	22
EXPANDED FOOD NUTRITION PR FY18	482304-00000	6	9
EXXON MOBILE EMP.,ANN., FRI. END	557019-	6	14
FACULTY SENATE	224303-	3	23
FACULTY SUPPORT	180553-	2	27
FACULTY/STAFF GIVING FUND	552062-	6	10
FARM	482104-00801	6	4
FEDERAL CWS 2018-2019	480206-	6	3
FEDERAL SEOG 2018-2019	480106-	6	3
FINANCE ADMINISTRATION	110220-	2	3
FINANCIAL AID	210616-	3	3
FINANCIAL AID CAMPUS UNDERGRAD	188910-00001	2	34
FINANCIAL AID NWHC GRAD	188910-00004	2	35
FINANCIAL AID NWHC UNDERGRAD	188910-00003	2	35
FINANCIAL MANAGEMENT SERVICES	271302-	4	3
FIRST CLASS ALUMNI ENDOWED SCHOLAR.	557439-	6	36
FLOSSIE M. BYRD SCHOLARSHIP	557440-00000	6	37
FOOTBALL	331025-	5	4
FORD/EEOC ENDOWMENT SCHOLARSHIP	557637-	6	40
FORT WORTH PVAMU ALUMNI ASSOC. SCH.	557264-	6	26
FOUNDERS DAY	225560-	3	23
FRANK T. HAWKINS END. SCHOLARSHIP	557791-	6	42
FREDERIC L. GREEN SCHOLARSHIP	557248-	6	25
GE MAIN STREAM AWARD FUND	557646-00000	6	40
GENERAL UNIVERSITY ENDOWMENT FUND	552013-	6	9
GEORGE A. ROBERTS PH.D SCHOLARSHIP	557219-	6	22
GEORGE FOUNDATION SCHOLARSHIP	557262-	6	26
GEORGE MEADOR SCHOLARSHIP	557168-	6	20
GEORGE R. HADNOT ENG. SCHOLARSHIP	557216-	6	22
GEORGE R. RAGLAND SCHOLARSHIP	557325-	6	31
GEORGIANA ARCHER THOMAS SCH. FUND	557303-	6	29
GIP	102105-	2	2
GM SCHOLARSHIP FUND	557650-	6	40
GOLF	331030-	5	4
GOV BILL & VARA DANIEL SCHOLARSHIP	557995-	6	44
GR/D JUVENILE CRIME PREV. CENTER	118584-00000	2	20
GR/D COLLEGE OF JUVENILE JUSTICE	118585-00000	2	20
GR/D DEPT OF JUSTICE STUDIES	118586-00000	2	21
GR/D DEPT OF PSYCHOLOGY	118587-00000	2	21
GRADUATE RECLAIMED SCHOLARSHIP	188910-00012	2	35
GRADUATE SCHOLARSHIPS	226722-	3	26
GRADUATE SCHOOL	210630-	3	3
GRADUATE SCHOOL INITIATIVES	222252-00000	3	18
GREGGS - ALLEN MORRIS SCHOLARSHIP	557039-	6	15
GUS & PAULETTA RICH ENDOWED SCHOLAR	557298-	6	28
H. EDISON ANDERSON MUSIC SCH(HEAMS)	557333-	6	32
HATTIE OLIVETTE JACKSON HIGGS SCH.	557238-	6	24
HATTIE, JACK & CORA TEEL GARRETT	557165-	6	19
HBCI PROGRAM FY 17-18	415277-00001	6	2
HBCU ACTIVITY 1	414809-00001	6	1
HBCU ACTIVITY 5 GLOBAL VIEW	414808-04001	6	1

Printed on a Xerox 9700 Laser Printing System at the Computing Services Center / Texas A&M University

Form: URGB01 (02/05/85)

Name	Account	Section	Page
HBCU FY 17-18 SAFRA PROJECT ADMIN.	415817-00001	6	2
HBCU FY18-19 SAFRA PROJECT ADMIN	415818-00001	6	2
HBCU PROGRAM FY 17-18	415277-00000	6	1
HBCU TITLE ACTIVITY 1 PROJECT ADMIN	414808-00001	6	1
HBCU TITLE III FY 17-18	414808-00000	6	1
HBCU TITLE III FY 18-19	414809-00000	6	1
HBCU TITLE III FY 18-19 ACTIVITY 5	414809-04001	6	1
HBCU TITLE III FY 18-19 ACTIVITY 7	414809-08001	6	1
HBGI PROGRAM FY18-19	415278-00000	6	2
HBGI PROGRAM FY18-19 ACTIVITY 1	415278-00001	6	2
HEALTH AND HUMAN PERFORMANCE	212325-00000	3	7
HEALTH AND HUMAN PERFORMANCE	112325-00000	2	14
HEALTH CENTER FEE ACCOUNT	332064-	5	7
HEALTH SERVICES	332065-00000	5	7
HEALTH SERVICES	222265-	3	19
HELEN V. GREEN HOME ECS SCHOLARSHIP	557786-	6	41
HENRI L. BAILEY III SCHOLARSHIP	557227-	6	23
HERMAN AND JUANITA HOUSE SCHOL.	557253-	6	25
HERMAN WRIGHT SCH END FUND	557307-	6	29
HONEYWELL ENDOWED PROFESSORSHIP	552650-	6	11
HONORS PROGRAM INTEREST INCOME ACCT	222204-	3	16
HONORS PROGRAM-SCHOLARSHIPS	118098-	2	20
HOUSTON ENDOW. HEALTH & RESEARCH	552655-	6	11
HOUSTON LIVESTOCK/RODEO SCH. FUND	557135-	6	18
HOUSTON-PVAMU ALUMNI SCHOLARSHIP	557164-	6	19
HUB PROGRAM	222213-	3	17
HUGH DIXON DENWIDDIE SCH ENDWMNT	557812-	6	43
HUMAN RESOURCE	110310-	2	4
HUMAN RESOURCES	180310-	2	26
HUMAN RESOURCES	271305-	4	3
IDC-FINANCIAL AID ALLOCATION	241005-10000	3	37
ILLINOIS TOOLS WK. SCH. FUND (COB)	557060-	6	16
ILLINOIS TOOLS WORK SCH FUND ENGIN.	557076-	6	16
INDIRECT/OVERHEAD RECOVERY	240001-	3	37
INFORMATION RESOURCE	271307-	4	3
INFORMATION RESOURCE	110211-	2	3
INFORMATION RESOURCE ISO	181305-	2	29
INSTITUTIONAL ACCREDITATION	110140-	2	3
INSTITUTIONAL ACCREDITATION	210140-	3	1
INSTITUTIONAL RESEARCH	222541-	3	21
INTEREST INCOME CAMBRIC	222207-	3	17
INTEREST INCOME GARDNER	222194-	3	16
INTEREST INCOME PALMER	222218-	3	17
INTEREST INCOME PHILLIPS	222219-	3	17
INTEREST INCOME REVENUE ACCOUNT	222098-	3	12
INTEREST INCOME RICKS-HARRIS	222221-	3	17
INTEREST INCOME WILLIAMSON	222222-	3	17
INTEREST ON TIME DEPOSITS	103610-	2	2
INTERNAL AND INTERNATIONAL AFFAIRS	210153-	3	1
INTERNATIONAL AFFAIRS	222164-	3	14
INTERNATIONAL FEE	223012-	3	22

Printed on a Xerox 9700 Laser Printing System at the Computing Services Center / Texas A&M University

Form: URGB01 (02/05/85)

Name	Account	Section	Page
INTERNATIONAL SPONSORED STUDENT FEE	225100-	3	23
INTRAMURAL SPORTS SALES	332144-	5	8
J.H. JONES SCHOLARSHIP (MEN)	557285-	6	28
J.R. PHILLIPS SCHOLARSHIP FUND	557244-	6	25
JACQUELINE KENNEDY MATH & SCI SHCH.	557331-	6	32
JAMES & PATRICIA SOLOMON SCH END FU	557308-	6	29
JOHNSON SPACE CTR. ALUMNI CH. SCH.	557059-	6	15
JONES FAMILY SCHOLARSHIP FUND	557799-	6	42
JOSEPH & JOHNETTA THOMAS SCH.	557348-	6	34
JOSIE E. WASHINGTON SCHOLARSHIP	557760-	6	41
JPAFC FUND RAISING ACCOUNT	558408-	6	45
JUDGE BEN FOREMAN&ADELLE ENDOW.SCH.	557317-	6	30
JUDGE OWEN RALSTON SCHOLARSHIP	557194-	6	21
JUSTICE STUDIES	212950-	3	9
JUVENILE - JUSTICE STUDIES	230950-12950	3	32
JUVENILE - PSYCHOLOGY	230950-12955	3	33
JUVENILE CRIME PREV. CENTER	112958-	2	17
KENNETH ROBINSON MEM. SCHOLARSHIP	557347-	6	34
KENNY HOUSTON SCHOLARSHIP ENDOWMENT	557314-	6	30
KIMBERLY RENE' SCOTT SCHOL FUND-EDU	557336-	6	32
KOUKAL-RUTLAND BAND SCH. FUND	557341-	6	33
KPVU	110701-	2	6
KPVU	210701-	3	4
KPVU COMMUNICATIONS	552270-	6	10
KRISTEN D. TARVER MEMORIAL SCH.	557276-	6	27
L E COLEMAN SCHOLARSHIP FUND	557115-00000	6	17
LAB FEE INCOME	103720-	2	2
LACY & CAROLYN SCHOLARSHIP FUND	557167-	6	20
LANGUAGES & COMMUNICATION	112123-00000	2	12
LANGUAGES AND COMMUNICATIONS	212123-00000	3	5
LAUNDRY	333500-	5	8
LEE C. PHILLIP BLDG. ENDOWMENT	558401-	6	45
LEOTHA POLK MEMORIAL SCHOLARSHIP	557315-	6	30
LEROY G. MOORE SCHOLARSHIP FUND	557343-	6	33
LETHA MAE ALEXANDER SCHOLARSHIP	557112-	6	17
LEVEAQUE MEMORIAL SCHOLARSHIP	557300-	6	29
LIBRARY INTEREST INCOME ACCOUNT	222202-	3	16
LIBRARY OFFICE	222510-00000	3	20
LICENSE PLATES	102207-	2	2
LICENSE PLATES FUNDS APPN 20802	118217-	2	20
LORENZO & MARCH TRAMBLE SCH. FUND	557587-	6	40
LOS ANGELES - PV ALUMNI	557161-	6	19
LOWMAN PROFESSORSHIP ENDOWMENT	552843-	6	12
LUCILLE & NELSON WILLIAMS SCHOLAR	557332-	6	32
LUCINA E. THOMPSON MEM. SCHOLAR.	557173-	6	20
LUCY STERLING BOONE MEM. SCH.	557024-	6	14
LUMP SUM - ACADEMIC SUPPORT	111900-	2	9
LUMP SUM - INSTITUTIONAL SUPPORT	111901-	2	9
LUMP SUM - INSTRUCTION	111902-	2	9
LUMP SUM - OPERATION & MAINTENENCE	111903-	2	9
LUMP SUM - PUBLIC SERVICE	111904-	2	9

Printed on a Xerox 9700 Laser Printing System at the Computing Services Center / Texas A&M University

Form: URGB01 (02/05/85)

Name	Account	Section	Page
LUMP SUM - RESEARCH	111905-	2	9
LUMP SUM - STUDENT SERVICES	111906-	2	9
LUMP SUM RESERVE - LOCAL ACCOUNTS	227311-	4	1
M G JONES - (WOMEN) SCHOLARSHIP	557725-	6	41
M. PAUL MEHTA SCHOLARSHIP FUND	557334-	6	32
M.L. HODGE SCHOLARSHIP FUND	557339-	6	33
M.S.C. FACILITY	332000-	5	7
MADIA S. BRANNON NURSING SCH.	557789-	6	42
MARCHING BAND	231107-	3	36
MARCHING BAND TRAVEL	226509-	3	24
MARGARET READING SCHOLARSHIP	557330-	6	31
MARIANNA P. POLLARD SCHOLARSHIP	557141-	6	18
MARKETING CAMPAIGN	222163-	3	14
MARSHALL V. BROWN ENDOWED SCHOLAR	557277-	6	27
MARVIN D. & JUNE E. BRAILSFORD SCH.	557023-	6	14
MARVIN D.BRAILSFORD JR. MEM. SCH.	557344-	6	33
MARY E. BROWN LEWIS SCHOLARSHIP	557305-	6	29
MATTIE M. NICKSON SCHOLARSHIP	557693-	6	41
MCAFEE SCHOLARSHIP	557074-	6	16
MELISSA ANN SCOTT MEMORIAL END. SCH	557282-	6	28
MILTON C. SANDERS SCHOLARSHIP	557500-	6	38
MS COMMUNITY DEVELOPMENT	212904-	3	9
MSC FACILITY FEE ACCOUNT	332201-	5	8
MULTICULTURAL & EQUAL EMPLOYMENT	210401-	3	2
MUSIC PROGRAM	212113-00000	3	5
MUSIC/THEATRE ENDOWED SCHOLARSHIP F	557020-	6	14
NAT'L ENDOW OF HUMAN LIBRARY ACQ	554060-	6	13
NATHELYNE ARCHIE KENNEDY SCH. FUND	557801-	6	43
NAVY-ROTC	212165-	3	6
NAVY-ROTC	112165-	2	12
NCAA ACADEMIC ENHANCEMENT FUND	558100-00000	6	44
NDDC ENDOWMENT SCHOLARSHIP FUND	557442-	6	37
NEED BASE SCHOLARSHIP FUND	228010-	3	27
NURSING	230600-12620	3	31
NURSING APPLICATION FEE	223604-	3	22
NW CAMPUS - ACADEMIC SUPPORT	212500-	3	7
NW CAMPUS - ACADEMIC SUPPORT	112500-	2	14
NW/COLLEGE OF NURSING	112501-12620	2	15
O.E. JACKSON SCHOLARSHIP	557140-	6	18
OFF-CAMPUS HOUSING ACCOUNT	334020-	5	9
OFF-CAMPUS SITE	226506-	3	24
OFFICE FOR STUDENT AFFAIRS	210600-	3	2
OFFICE FOR STUDENT AFFAIRS	110600-00000	2	5
OFFICE OF INTERNATIONAL AFFAIRS	110403-	2	4
OFFICE OF SPONSORED PROGRAMS	222214-	3	17
OFFICE OF STUDENT CONDUCT	231112-	3	36
OMEGA PSI PHI SCHOLARSHIP FUND	557287-	6	28
OUTSOURCED SERVICES	227155-	4	1
PANTHER BUCKS	334062-	5	9
PANTHER PROMISE	226718-	3	26
PARKING GARAGE NURSING CENTER	334064-	5	10

Printed on a Xerox 9700 Laser Printing System at the Computing Services Center / Texas A&M University

Form: URGB01 (02/05/85)

Name	Account	Section	Page
PARKING MANAGEMENT	334063-	5	9
PAUL MATTHEWS LECTURE SERIES	554081-	6	14
PAULINE & HAROLD BONNER SCH. FUND	557337-	6	32
PAYROLL SERVICES	271304-	4	3
PEPSI-ACADEMIC SCHOLARSHIP FUND	557196-	6	22
PERFORMANCED BASED FUNDING	222094-	3	12
PETER J. WOOD ENDOWED SCHOLARSHIP	557349-	6	34
PRAIRIE VIEW FOUNDATION	222270-	3	20
PRESIDENT'S EVENTS	222103-	3	13
PRESIDENT'S INTEREST INCOME ACCOUNT	222095-	3	12
PRESIDENT'S OFFICE	110100-	2	3
PRESIDENT'S OFFICE - SPECIAL	222100-00000	3	13
PRESIDENT'S OFFICE CONCESSIONS	332110-	5	7
PRIVATIZED HOUSING	334011-	5	9
PROCUREMENT & DISBURSEMENT OHCR	333233-	5	8
PROCUREMENT & DISBURSEMENT SERV.	110230-	2	4
PROVOST	110101-10500	2	3
PROVOST O & M SAVING	211786-	3	4
PROVOST SALARY SAVING - FACULTY	111786-10000	2	8
PROVOST SALARY SAVING - STAFF	111786-20000	2	8
PSYCHOLOGY UNDERGRAD	112955-00000	2	17
PUBLIC SAFETY-ACC	331511-	5	6
PV ALPHA PHI ALPHA ALUMNI END. SCHO	557297-	6	28
PV NURSES ALUMNI ASSOC. SCH. FUND	557326-	6	31
PV ONE-TIME RECOVERY FUND	222142-	3	13
PV OPPORTUNITY-GRAD SCHOLARSHIP	118075-	2	20
PV OPPORTUNITY-TRANSFER SCHOLARSHIP	118072-	2	20
PVAMU CLUSTER END. SCH. FUNDS	557447-	6	37
PVAMU ENDOWMENT SCHOLARSHIP	557805-	6	43
PVAMU HALL OF FAME COMMITTEE	222125-	3	13
PVAMU S.A. ALUMNI CH. SCH.	557446-	6	37
PVAMU-GROVE SCHOLARSHIP FOUNDATION	557550-	6	39
QUALITY ENHANCEMENT PLAN (QEP)	222247-00000	3	18
QUALITY ENHANCEMENT PLAN-STATE FUN	110502-	2	5
R.V. LAWSON SCHOLARSHIP FUND	557295-	6	28
RAYMOND & THELMA HOLT FAMILY	557176-	6	21
RAYTHEON PVAMU EMPLOYEES END. SCH.	557098-	6	16
REBECCA E. WRIGHT SCHOLARSHIP FUND	557989-	6	44
RECREATIONAL SPORTS FEE	331091-00000	5	5
RECREATIONAL SPORTS FEE - FACILITIE	331091-00001	5	5
RECREATIONAL SPORTS FEE - NWHC	331091-00005	5	6
RECREATIONAL SPORTS FEE - TMC	331091-00004	5	6
RECREATIONAL SPORTS FEE INTRAMURALS	331091-00002	5	5
RECRUITMENT	226652-00001	3	25
REGENT SCHOLARSHIP SUPPORT	226726-	3	26
REGISTRAR'S OFFICE	226650-	3	25
REMOVING BARRIERS TO EDUCATION SCH.	557792-	6	42
RESEARCH & GRADUATE STUDIES	210800-	3	4
RESEARCH ADMINISTRATION	110800-	2	6
RESEARCH ASSISSTANSHIPS/SCHOLARSHIP	226727-	3	27
RESEARCH G.C. WRIGHT	222097-	3	12

Printed on a Xerox 9700 Laser Printing System at the Computing Services Center / Texas A&M University

Form: URGB01 (02/05/85)

Name	Account	Section	Page
RESEARCH INITIATIVES	222264-	3	19
RETAIL CENTER OPERATIONS	334200-	5	10
REV. DR. W.M. BATTS ATHLETIC SCH.	557215-	6	22
ROCKWELL ENDOWMENT	554065-	6	13
ROSEANN WAINDEL ENDOWMENT MEM. SCH.	557521-	6	38
ROY & THELMA SMITH ENDOW. SCH. FUND	557793-	6	42
RUBY M. N. KING - ATHLETICS	557360-	6	35
RUBY M. N. KING - HOME ECONOMICS	557361-	6	35
SAMUEL BUTLER FAMILY SCHOLARSHIP	557223-	6	23
SAMUEL METTERS SCHOLARSHIP FUND	557312-	6	30
SAMUEL METTERS-PHI BETA LAMBDA ENDW	557418-	6	36
SAMUEL R. COLLINS SCHOLAR. ENDOWED	557519-	6	38
SAN ANTONIO LIVESTOCK	557138-00000	6	18
SANDRA BLAND SOCIAL JUSTICE SCHOLAR	557267-	6	26
SAVE A STUDENT SCHOLARSHIP (SASS)	557108-	6	17
SCHOLARSHIPS	226731-	3	27
SCHOLARSHIPS NON-TRADITIONAL	226732-	3	27
SCHOOL OF ARCHITECTURE	230900-12900	3	32
SCHOOL OF JUVENILE JUS-GRAD INCRE	112090-	2	11
SCHOOL OF JUVENILE JUSTICE AND PSYC	112952-	2	16
SEA ENDOWED SCHOLARSHIP	557268-	6	26
SECURITY NW CAMPUS	217021-	3	10
SHELL PVAMU LEGACY ENDOWED SCH.	557274-	6	27
SHORT TERM LOAN APPLICATION FEE	223006-	3	21
SHUTTLE SERVICE	334065-	5	10
SILSBEE ALUMNI SCH. ENDOWMENT	557444-	6	37
SOCIAL WORK PROGRAM	112146-00000	2	12
SOFTBALL - WOMEN	331011-	5	3
SPITEMS CARC ADMINISTRATION FY 2019	115217-00001	2	17
SPITEMS CARC ANIMAL RESEARCH FY2019	115217-00201	2	17
SPITEMS CARC FARM OPERATION FY 2019	115217-00801	2	18
SPITEMS CARC FOOD SYS. RES. FY 2019	115217-00501	2	18
SPITEMS CARC INT'L GOAT RES. FY2019	115217-00301	2	17
SPITEMS CARC MKTG COMM PLAN & IT	115217-00101	2	17
SPITEMS CARC NAT RES & ENV FY 2019	115217-00701	2	18
SPITEMS CARC PLANT SYSTEMS FY 2019	115217-00601	2	18
SPITEMS CARC POULTRY CENTER FY 2019	115217-00401	2	17
SPITEMS CARC SOC SYS & ALL RES FY19	115217-01001	2	18
SPITEMS CEP ADMINISTRATION FY 2019	116122-19001	2	18
SPITEMS CEP AGRI NAT RES FY 2019	116122-19301	2	19
SPITEMS CEP COMM & ECON DEV FY 2019	116122-19501	2	19
SPITEMS CEP FAM & CON SCI FY 2019	116122-19201	2	19
SPITEMS CEP MKTG COMM PLNG & IT	116122-19101	2	19
SPITEMS CEP 4H & YOUTH DEV. FY 2019	116122-19401	2	19
SPORTS INFORMATION DEVELOPMENT(SID)	331007-	5	2
SPORTS MEDICINE	331006-	5	2
SPROTT FAMILY FOUNDATION SCH. FUND	557266-	6	26
SSC CONTRACT - E&G	210314-00000	3	1
STAFF ADVISORY COUNCIL	222236-	3	18
STATE APPROPRIATIONS	102100-	2	2
STATE COLLEGE WORK STUDY	118006-	2	19

Printed on a Xerox 9700 Laser Printing System at the Computing Services Center / Texas A&M University

Form: URGB01 (02/05/85)

Name	Account	Section	Page
STATE VP - BUSINESS AFFAIRS	110300-00000	2	4
STATE-BUDGET RESERVE ACADEMIC SUPPO	111781-00025	2	7
STATE-BUDGET RESERVE INSTITUTIONAL	111781-00035	2	7
STATE-BUDGET RESERVE INSTRUCTION	111781-00010	2	7
STATE-BUDGET RESERVE OPERATION & MA	111781-00040	2	8
STATE-BUDGET RESERVE PUBLIC SERVICE	111781-00020	2	7
STATE-BUDGET RESERVE RESEARCH	111781-00015	2	7
STATE-BUDGET RESERVE STUDENT SERVIC	111781-00030	2	7
STATE-BUSINESS SERVICES	110210-	2	3
STUDENT & FACULTY DEVELOPMENT	224151-	3	23
STUDENT ACTIVITIES	231110-	3	36
STUDENT AFFAIRS	231109-	3	36
STUDENT BUSINESS SERVICES	222230-00000	3	18
STUDENT CONTINUING EMPLOYMENT - IN	226526-00010	3	24
STUDENT CONTINUING EMPLOYMENT - ACA	226526-00025	3	25
STUDENT CONTINUING EMPLOYMENT - INS	226526-00035	3	25
STUDENT CONTINUING EMPLOYMENT - PU	226526-00020	3	24
STUDENT CONTINUING EMPLOYMENT - RES	226526-00015	3	24
STUDENT CONTINUING EMPLOYMENT - STU	226526-00030	3	25
STUDENT COUNSELING SERVICES	222284-00000	3	20
STUDENT ENROLLMENT MANAGEMENT	210615-00000	3	3
STUDENT FINANCIAL	210545-	3	2
STUDENT FINANCIAL AID	110615-	2	6
STUDENT LIFE	222645-	3	21
STUDENT NURSE STIPENDS	118001-	2	19
STUDENT ORIENTATION FEE-FRESHMAN	223000-	3	21
STUDENT ORIENTATION FEE-TRANSFER	223001-	3	21
STUDENT PARK	210705-	3	4
STUDENT RECRUITMENT	222126-	3	13
STUDENT SCHOLARSHIP ENDOWMENT	557319-	6	30
STUDENT SCHOLARSHIP ENDOWMENT & FEE	223010-	3	22
STUDENT TEACHING & FIELD EXPERIENCE	212335-	3	7
STUDENT TEACHING & FIELD EXPERIENCE	112335-	2	14
SUMMER INTERNSHIPS	210313-	3	1
SUMMER SCHOOL SALARIES	112650-00000	2	15
SURPLUS PROPERTY	227600-	4	1
T.K. LAWLESS PRIZE	557145-	6	19
TEACHER CERTIFICATION	212340-	3	7
TEACHER CERTIFICATION	112340-	2	14
TEACHER EDUCATION SCHOLAR. FUND	557338-	6	33
TENNIS	331035-	5	4
TERRELL EVANS COWHERD ENGR. SCH.	557101-	6	17
TESTING SERVICES	225550-	3	23
TEXAS COLLEGE WORK STUDY	102206-	2	2
TEXAS GRANT INITIAL 2018-2019	480506-00001	6	3
TEXAS GRANT RENEWAL 2018-2019	480506-01001	6	3
TEXAS GRANT 2018-2019	480506-00000	6	3
THE ART PROGRAM	112905-	2	16
THE ART PROGRAM	212905-	3	9
THE EVELYN E. THORNTON LEGACY ENDOW	557304-	6	29
THE JOHN W. MONTGOMERY SCHOLARSHIP	557263-	6	26

Printed on a Xerox 9700 Laser Printing System at the Computing Services Center / Texas A&M University

Form: URGB01 (02/05/85)

Name	Account	Section	Page
THE NAU SCHOLARS - HOUSTON	557284-	6	28
THE SCHOOL OF ARCHITECTURE	212900-	3	9
THE SCHOOL OF ARCHITECTURE	112900-	2	16
THEATRE PROGRAM	212112-	3	4
THEOLA AND JJ WOODS	557185-	6	21
THERESA GOLDEN THOMPSON RN END. SCH	557192-	6	21
TI CECSTR STUDENT SCHOLARSHIP	557147-	6	19
TI PROFESSORSHIP ENDOWMENT	552646-	6	11
TITLE III ENDOW CHAIR BUSINESS	552844-	6	12
TITLE III ENDOW CHAIR FINE ARTS	552848-	6	13
TITLE III ENDOW CHAIR JUV. JUSTICE	552846-	6	12
TITLE III ENDOWED CHAIR CLIN PSYCHO	552829-	6	11
TITLE III ENDOWED CHAIR FOR BIOLOGY	552842-	6	12
TITLE III ENDOWED CHAIR FOR EDU.	552841-00000	6	12
TITLE III ENDOWED CHAIR IN SOC. SCI	552849-	6	13
TITLE III ENDOWED CHAIR-AGRICULT	552847-	6	12
TITLE III ENDOWED CHAIR-COLL.OF NUR	552839-	6	11
TITLE III ENDOWMENT CHALLENGE GRANT	554020-	6	13
TITLE III SAFRA FY 17-18	415817-00000	6	2
TITLE III SAFRA FY18-19	415818-00000	6	2
TPEG IN-STATE	226700-10000	3	25
TPEG OUT-OF-STATE	226705-10000	3	26
TRACIE AND FELECIA ENDOW. SCH.	557259-	6	25
TRACK - MEN	331040-	5	5
TRACK - WOMEN	331045-	5	5
TRANSFER STUDENT SCHOLARSHIP	226707-	3	26
TRANSPORTATION CENTER	227800-00000	4	2
TRANSPORTATION CENTER TEMP FUND	227800-00002	4	2
TSDAR/PVAMU ENDOWED SCHOLARSHIP	558421-	6	45
TUITION EXEMPTIONS	101900-	2	1
TUITION REMISSIONS AND EXEMPTIONS	118905-	2	21
TUITION-NON RESIDENT-FALL	101100-	2	1
TUITION-NON RESIDENT-SPRING	101101-	2	1
TUITION-NON RESIDENT-SUMMER	101102-	2	1
TUITION-RESIDENT-SPRING	101201-	2	1
TUITION-RESIDENT-SUMMER	101202-	2	1
TUITION-RESIDENT_FALL	101200-	2	1
TWANA EDWARDS SCHOLARSHIP FUND	557224-	6	23
TX. INST. FOR PRES. OF HIST. CUL.	222150-	3	14
UNALLOCATED LAB	112665-	2	15
UNDERGRAD MEDICAL ACAD STUD TRAVEL	212690-	3	8
UNDERGRAD. FIN. AID ADVISEMENT	110616-	2	6
UNDERGRADUATE MEDICAL ACADEMY	222195-	3	16
UNDERGRADUATE RECLAIMED SCHOLARSHIP	188910-00010	2	35
UNIVERSITY ASSESSMENTS	271312-	4	3
UNIVERSITY COLLEGE	230800-12801	3	31
UNIVERSITY COLLEGE	230800-12800	3	31
UNIVERSITY COLLEGE CREDIT BEARING	230800-12803	3	32
UNIVERSITY COLLEGE NON-CREDIT BEARI	230800-12802	3	32
UNIVERSITY POLICE	331510-	5	6
UNIVERSITY POLICE	117110-00000	2	19

Printed on a Xerox 9700 Laser Printing System at the Computing Services Center / Texas A&M University

Form: URGB01 (02/05/85)

Name	Account	Section	Page
UNIVERSITY REALIGNMENT	118029-00000	2	20
UNIVERSITY SERVICES FEE	231000-	3	33
UNIVERSITY STRATEGIC PLAN	226300-	3	23
UNIVERSITY/PRESIDENTIAL PRIORITIES	222253-	3	19
USF COMPUTER ACCESS	231002-00000	3	33
USF COMPUTER ACCESS ACADEMIC SUPPOR	231002-00001	3	33
USF COMPUTER ACCESS ENTERPRISE	231002-00004	3	34
USF COMPUTER ACCESS ENTERPRISE APPL	231002-00002	3	33
USF COMPUTER ACCESS NETWORK SERVICE	231002-00003	3	33
USF COMPUTER ACCESS STUDENT SALARIE	231002-00005	3	34
USF DISTANCE LEARNING FEE	231010-00001	3	35
USF DISTANCE LEARNING TTVN COST	231010-00002	3	35
USF IDENTIFICATION CARD	231005-	3	34
USF INSTRUCTIONAL ENHANCEMENT FEE	231009-00000	3	35
USF INTERNATIONAL EDUCATION	231003-	3	34
USF LIBRARY	231008-00000	3	34
USF ONE-TIME ALLOCATION - PROVOST	231013-	3	35
USF ONE-TIME ALLOCATION - VP ADMINI	231016-	3	35
USF ONE-TIME ALLOCATION - VP AUXILI	231011-	3	35
USF ONE-TIME ALLOCATION - VPIR	231014-	3	35
USF RECORDS PROCESSING	231004-	3	34
USF SPORTS COMPLEX - FACILITIES	330200-00003	5	1
USF SPORTS COMPLEX - PROJECTS	330200-00002	5	1
USF SPORTS COMPLEX - STADIUM (DEBT)	330200-00005	5	1
USF STUDENT SERVICES	231007-	3	34
USF TRANSPORTATION	330100-	5	1
USF UNIVERSITY/PRESIDENTIAL PRIORIT	231001-	3	33
UTILITIES - THE MEDICAL CENTER	217510-00002	3	10
UTILITIES - THE NORTHWEST HOUSTON	217510-00003	3	10
UTILITY - MAIN CAMPUS	217510-00001	3	10
UTILITY SYSTEM REVENUE FUND	227100-	4	1
V.P. INSTITUTIONAL REL & P.S.	110400-00000	2	4
VAN DUKE & LUCILLE S WRIGHT MEM SCH	557370-	6	35
VENDING REVENUE	332101-	5	7
VETERANS SERVICES	231114-	3	37
VIVIAN L. JEFFERSON MEMORIAL SCH.	557229-	6	23
VIVIAN SMITH ENDOWMENT SCHOLARSHIP	557441-	6	37
VNA ENDOWED NURSING SCHOLARSHIP	557415-	6	36
VOICE OVER IP	227710-00000	4	2
VOLLEYBALL - WOMEN	331050-	5	5
VP - ACADEMIC AFFAIRS	110500-	2	4
VP - ADMINISTRATION & AUX. SERVICES	222190-	3	16
VP ACADEMIC AFFAIRS	222184-	3	15
VP BUSINESS AFFAIRS SUPPORT ACCOUNT	222191-00000	3	16
VP OF STUDENT AFFAIRS & INST. REL	210400-00000	3	2
VP RESEARCH	222183-	3	15
VP STUDENT AFFAIRS & INST. REL.	222186-	3	15
VP-ACADEMIC AFFAIRS	210500-00000	3	2
VP-ADMINISTRATION	210150-	3	1
VP-ADMINISTRATION	222206-	3	16
VP-ADMINISTRATION	110150-	2	3

Printed on a Xerox 9700 Laser Printing System at the Computing Services Center / Texas A&M University

Form: URGB01 (02/05/85)

Name	Account	Section	Page
VP-ADMINISTRATION EEO OFFICE	180152-	2	26
VP-ADMINISTRATION EEO OFFICE	210152-	3	1
WANDA JACKSON SCHOLARSHIP	557239-	6	24
WASTEWATER TREATMENT PLANT	227107-	4	1
WATER TREATMENT PLANT	227106-	4	1
WATER/WASTEWATER M&O	217514-	3	10
WELLINGTON & HELEN SWIN BOOK SCH	557342-	6	33
WESLEY & BOBBYE GEARY ENDOWED SCHOL	557278-	6	27
WESLEY & MARIE RATCLIFF SCHOLARSHIP	557242-	6	24
WESLEY LECTURE SERIES	554080-	6	14
WESTERN AREA, SCHOLARSHIP FUND	557079-	6	16
WHITLOWE R. GREEN SOC SCI SCH	557787-	6	41
WILL C. HOGG MEMORIAL SCHOLARSHIP	557275-	6	27
WILLIAM M. GREEN BUS MGMT SCH	557788-	6	41
WILLIE F TROTTY FELLOWSHIP ENDOW.	557391-	6	36
WILLIE MAE & CHARLES BELVIN SCH. FD	557195-00000	6	21
WM E. REID SCHOLARSHIP	557335-	6	32
WOMEN'S BOWLING	331012-	5	3
WOMEN'S SOCCER	331013-	5	3
2012 R.E.D. (REACHING EDUCATION)	557193-	6	21
3 - PEAT	101109-	2	1
332ND FIGHTER GROUP MEM. SCH. FUND	557340-	6	33
75TH ANNIVERSARY COLLEGE OF NRSNG	552243-	6	10

Printed on a Xerox 9700 Laser Printing System at the Computing Services Center / Texas A&M University

Consistent with System Policy 12.03 Faculty Academic Workload and Reporting Requirements and general policies developed by the Texas Higher Education Coordinating Board (THECB), this manual provides guidelines on Prairie View A&M University (PVAMU) faculty workload requirements, including the regulations and standards for the interpretation of institutional workload requirements and the range of acceptable assignments meeting the definition of faculty workload. Teaching load assignments are the first priority with other assignments being implemented only as institutional resources are available.

This manual should be read in conjunction with System Policy 12.03 Faculty Academic Workload and Reporting Requirements and University Rule 12.03.99.P1 Faculty Academic Workload and Reporting Requirements.

1. GENERAL

Workload Requirements

PVAMU has established a minimum contact hour teaching load of 12 hours (Graduate and/or Undergraduate) for tenured or tenure-track faculty; and, 15 hours for non-tenure track faculty. Teaching loads above or below the established minimum must be explained in official reports submitted to the Office of Institutional Research & Effectiveness.

- PVAMU has established a maximum teaching workload of 18 contact hours per semester for all full-time faculty.

- PVAMU has established a maximum teaching workload of 6 contact hours per semester for all adjunct or part-time faculty.

Who Must Be Reported

A person must be reported on the Faculty Workload Compliance Report if the person (1) is assigned responsibility for teaching a course for resident credit; or, (2) if any part of their salary is paid from faculty salaries (see definition below).

Definitions

Faculty Salaries - salaries or wages of those engaged in teaching, research and service.

Individuals paid from faculty salaries receive faculty workload credit from two areas:

- Classroom Teaching Credit - generally assigned to resident-credit courses and is the primary workload function. To ensure accuracy in workload reporting, each course should be assigned to the person primarily responsible for course instruction. For team taught courses, the teaching credit may be proportioned to the faculty members teaching the course.

- Equivalent Teaching Credits - certain non-classroom academic duties performed by faculty that enhance the teaching/learning process may be funded from faculty salaries (on a limited basis). Equivalent teaching credits may be assigned for these duties. Once the faculty member is in compliance with minimum requirements, no further assignment or equivalent credits is required. Department heads are responsible for assigning and

monitoring the workload of faculty within their department to ensure compliance with the workload requirements (see Section 3).

Total Credit - the sum of the teaching load credits and the teaching equivalent credits.

2. CREDIT-GENERATING DIRECT INSTRUCTION WORKLOAD CREDITS

How Is Academic Credit Calculated?

Credit hours are normally equal to contact hours for lecture and seminar courses, i.e., 1 credit hour equals 1 contact hour. A contact hour is defined as 50 minutes. Therefore, a 3-credit-hour class meets for 150 minutes per week.

The type of instruction determines how each course is calculated as part of a faculty member's classroom teaching credit. The classroom teaching credit assigned for each type of instruction is shown below.

Table 1
Classroom Teaching Credit by Course Type of Instruction

Lecture and Seminar Instruction:

- Undergraduate Courses: Academic workload credit is equal to the credit hour value of the course. (3-credit-hour course = 3 workload credits.)

- Graduate Courses: Academic workload credit is equal to the credit hour value of the course multiplied by 1.33. (3-credit-hour course = 4 workload credits.)

Laboratory Instruction:

As with lecture courses, a laboratory contact hour equals 50 minutes. Faculty receive ½ credit for every contact hour. (A lab course that meets 3 times per week would yield 1.5 contact hours).

Lecture/Lab Courses:

Academic workload credit is based on combined credit hours for the lecture and ½ of the contact hours for the lab. (The lecture portion of a 2:3 lecture/lab course = 2 workload credits for the lecture and 1.5 contact hours for the lab, for a total workload value of 3.5 hours).

Intensive Laboratory (Nursing Clinical, Music Ensemble, Studio Art, etc.):

Academic workload credit is equal to the instructional contact hours per week multiplied by .67. (3-contact-hour lab section = 2 workload credits; 6-contact-hour art studio and nursing clinical = 4 workload credits; graduate or undergraduate).

Independent Study and Research:

The total semester credit hours (number of students multiplied by semester credit-hour value of the course) are summed for all such courses for each faculty member, up to a maximum of 3 teaching

credits per faculty. (A 3-credit-hour course with 3 enrollees = 3 workload credits. 3*3/3 = 3 workload credits).

Student Teacher Supervision:

Academic workload credit for supervising student teachers in a 6-credit-hour course is 0.5 workload credit per student enrolled. Academic workload credit for supervising student teachers in a 3-credit-hour course is 0.25 workload credit per student enrolled. (6 students enrolled in a 6-hour student teaching course = 3 academic workload credits).

Practicum and Internship Courses:

If the course enrollment meets the minimum requirement, academic workload credit equals the credit hour value of the course (not to exceed 3 SCH's).

Private Music Lessons:

Academic workload credit is 0.67 load credits for each contact hour per student enrolled. (3 students taught for one contact hour each = 2 workload credits).

Table 2
Undergraduate and Graduate Instruction

Credit is given to faculty for undergraduate and/or graduate teaching based on the following table:

Faculty	Teaching Level	Teaching Load Credits Per Semester Credit Hour
Regular Tenure/Tenure Track	Undergraduate Graduate	1.00 1.33
Non-Tenured	Undergraduate Graduate	1.00 1.25

Table 3
Teaching Load Credits per Contact Hour

Teaching Load Credits (TLC's) awarded per contact hour for various types of courses.

Type of Course	Abbreviation	TLC Credits Formula	Example
Lecture: Undergraduate course	LEC	1 (SCH)	An undergraduate course listed as 3 hours lecture and 0 hours laboratory yields 3 workload credits. (e.g., 3-0 = 3 workload credits).
Lecture: Graduate course (Master's & Doctorate)	GRD	1.33 (SCH)	A graduate course listed as (3-0) credit 3

Type of Course	Abbreviation	TLC Credits Formula	Example
			yields a teaching credit of 4.0 hours.
Seminar	SEM	SCH	1 credit hour section = 1 workload credit.
Laboratory or recitation	LAB	Contact Hours X 0.5	A lab course that meets 3 times per week would yield 1.5 contact hours.
Lecture/Lab	LCL	Lec Hrs + Lab Hours X 0.5	The lecture portion of a 2:3 lecture/lab course would yield 2 workload credits for the lecture and 1.5 contact hours for the lab, for a total workload value of 3.5 hours.
Intensive Lab: (Nursing Clinical, Music Ensemble, Studio Art, HUPF, etc.)	ILB	Contact Hours Per Week X 0.67	3-contact-hour lab section = 2 workload credits. A 6-contact-hour art studio and nursing clinical = 4 workload credits. (Graduate or undergraduate).
Practicum	PRA	Teaching credits based on course semester credit hours.	Not to exceed 3 SCH's.
Private Lessons	PRL	Contact Hours X 0.67	A flat 0.67 credits for each contact hour per student enrolled. (For example, 3 students taught for one contact hour each would yield 2 teaching credits).
Music Group Instruction	GMU	SCH X 0.5	Instruction that meets 3 times per week would yield 1.5 contact hours.
Independent Study	IDS	(ENR X SCH)	3 credit course with 3 enrollees would yield 3 workload hours… 3X3/3 = 3 workload hours. Not to exceed 3 teaching credits.
Thesis (Chair)	THE	(ENR X SCH)/6	
Doctoral Dissertation (Chair)	DIS	(ENR X SCH)/3	
Student Teaching	ST	(ENR X 0.5) 6-credit-hour course. (ENR X 0.25) 3-credit-hour course	6 students enrolled in a 6-hour student teaching course = 3

Type of Course	Abbreviation	TLC Credits Formula	Example
			academic workload credits.
Large Practicum 13+Students	LPR	SCH	Not to exceed 4 SCH's.
Overload 51+Students	OVL	SCH X 1.33	3-credit-hour course section = 4 workload credits.

ENR – Enrollment
SCH – Semester Credit Hour

Equivalent Teaching Credits

The Texas Higher Education Coordinating Board (THECB) guidelines require that equivalent teaching credits be grouped in accordance with Faculty Appointment Codes. This means that all equivalent teaching credits must be classified as direct instructional activities (01), or administrative assignments (02). See Section 8 for more information on faculty appointment codes.

Table 4(a-h)
Direct Instructional Activities
Appointment Code 01

(> greater than)
(< less than)
(≥ greater than or equal to)

Table 4(a) Graduate Supervision

Graduate Supervision	No. of Students	Equivalent Teaching Credit
Chair, Master's thesis committee or equivalent	4-8 >8	2 3
Chair, Ph.D. dissertation committee or equivalent	2-4 >4	2 3

Table 4(b) Teaching Program Development

Teaching Program Development	Equivalent Teaching Credit
New Course preparation (including online and hybrid)	Not > 3 for any item and not > 3 as the sum of all items in this category.
Curriculum revision or development	
Development of teaching methods & classroom or lab material	

Table 4(c) Instructional Development

Instructional Development	Equivalent Teaching Credit
New faculty instructional development	Not > 3 credits each semester for new tenure track faculty during their first 3 years at PVAMU.

Table 4(d) Graduate Assistant Teaching Equivalent Credits (GAT's)

GAT's	Equivalent Teaching Credit
Academic Advising	3 hours of credit for 60 students (proportionate with students).
Informal direct instructional services	3 hours of credit for 10 hours per week (proportionate with assignments) .

Table 4(e) Research

Research	Equivalent Teaching Credit
Faculty engaged in actively funded research, including scholarship and creative work	Not > 3.

Table 4(f) Class Related Student Contact

Class Related Student Contact	No. of Students	Equivalent Teaching Credit
Dept. Graduate Student Coordinator	10-35 36-49 > 50	1 2 3
Dept. Undergraduate Student Coordinator	15-50 51-74 > 75	1 2 3
Inter-department Academic Coordinator	15-50 51-74 > 75	1 2 3

Table 4(g) Committee Assignments

Committee Assignment	Equivalent Teaching Credit
Chair (i.e., Faculty Senate, Strategic Plan, SACS)	Not > 3.

Table 4(h) Other Assignments Directly Related to the Teaching Function

Other Assignments	Equivalent Teaching Credit
Assignment as deemed appropriate by the department head	Not > 3.

Table 5
Administrative Assignments
Appointment Code 02

In accordance with State and System Policies and Regulations, Teaching Equivalent Credits (TECs) will be granted for the performance of certain specified "academic duties necessary to the conduct of the institution's teaching program," thereby reducing the actual teaching load, but maintaining the minimum teaching load credit requirement.

Coordination & Teaching Program Administration

Coordination & Teaching Program Administration	No. of Faculty FTE	Equivalent Teaching Credit
Departmental Administration	*Amount of credit depends on the number of faculty FTE in the dept.	
	< 30 FTE ≥ 30 ≤ 45 FTE	3 hours total for dept. 6 hours total for dept.
	No. of Sections	
Multi-section Course Coordination (i.e. survey courses, seminar courses, etc.)	10 – 15 16 - 28 > 28	1 2 3

3. ADMINISTRATIVE ASSIGNMENTS

Faculty members assigned to administrative positions below the level of dean may receive academic workload credit for performing those duties. The amount of workload credit for administrative duties that a faculty member receives is dependent upon the complexity of the department or program, the assigned duties of the position, and the number of faculty members or students supervised. Eligibility for workload credit is determined by the appropriate administrator and approved by the Provost.

- Positions below the level of dean in which a faculty member is given an administrative, supervisory or coordinative assignment directly related to the instructional programs and purposes of the university include assistant dean, department chair, academic program coordinator, etc.

4. NON-ADMINISTRATIVE ACADEMIC ASSIGNMENTS

Academic workload credit may be given for non-administrative academic assignments, including instruction-related activities, scholarship, service, and other academically related assignments.

During the academic year, a faculty member, with the approval of the department chair and college dean may request possible academic workload credits for non-administrative assignments including: (1) instruction-related assignments, (2) scholarship, (3) service, and (4) special circumstances. Below is an explanation of the types of activities included in each of these categories.

Instruction-related Assignments

Adjustments to workload credits may be allowed for various instruction-related assignments, including teaching assignments that include additional responsibilities. This category includes, but is not restricted to:

- Large Lecture Classes: Large lecture and/or survey classes (enrollment over 50 students), especially those that involve supervision and coordination of teaching assistants, graders, or multiple laboratories or discussion sections may receive additional workload credit to compensate for the additional workload involved in teaching these courses (up to 4 workload credits).

- Curriculum and Course Development: Faculty involved in developing new degree programs, conducting major curriculum revisions of new or existing courses, or developing department-wide online courses, may receive additional workload credits depending on the complexity and amount of work involved (up to 3 workload credits).

- Team Teaching: Instructors who team-teach classes receive academic workload credit in proportion to their instructional responsibility for the course. (For example, two instructors each having 50% responsibility for teaching a 3-credit-hour lecture course would each receive 1.5 academic workload credits.) Assignment of workload credit will be determined prior to the course being taught with approval of the department chair and college dean.

- Field-based Course Work: Faculty members who teach two or more field-based courses may receive additional workload credits depending on the complexity and amount of work involved (up to 3 workload credits).

Scholarship Workload Credits

While research, scholarship and/or creative activity is required for all faculty in tenure or tenure-track positions, a limited number of academic workload credits may be assigned for exceptional research, scholarship, or creative activities. Faculty granted academic workload credit for these activities must demonstrate progress in their efforts at the end of each semester of the workload credit.

- Preparation of Research Grant and Contract Proposals: Faculty engaged in actively funded research may receive additional workload credits to prepare a major research grant or contract proposal (up to 3 hours of workload credit). A major research grant is defined as one that requires significant and time-consuming development work, whereby the faculty member devotes a minimum of 55% effort/time to the grant. The grant budget is relative to the size of the sponsored project.

- Externally Funded Grants: A faculty member may receive additional workload credits when funding is provided by external research grants or contracts (up to 6 workload credits per term).

- Endowed Faculty/Chairs or Regent's Professors: Endowed faculty/chairs or Regents professors will usually receive a workload of 6 credit hours per semester (a teaching load of 2 courses per semester) as long as their scholarly output is maintained at a level

expected for Endowed Faculty/Chairs or Regent's Professors. Refer to their employment contract for specifics.

- New Tenure-Track Faculty: During their first year of employment, faculty new to PVAMU may receive additional workload credits for the purpose of establishing their research agendas and developing courses (up to 3 hours of workload credit per semester).

Service Workload Credits

A faculty member may receive academic workload credit for extraordinary service at the university, in the academic discipline, and to the public.

- Professional Service Activities: The amount of workload credit granted by the dean for service depends on the complexity and workload of the service activity. Faculty members may receive up to three (3) academic workload credits for service activities such as: writing a major training or professional development grant, chairing a major university or college/departmental committee, chairing an accreditation self-study task force, editing a major academic journal, serving in a leadership role in a national or regional professional organization, or carrying an unusually heavy service assignment (e.g., faculty senate chair, strategic planning committee chair, etc.).

Workload Credit for Special Circumstances

The President may grant academic workload credit for special presidential assignments.

5. SPECIAL CONDITIONS REGARDING FACULTY WORKLOAD COMPLIANCE

Occasionally, there may be instances where faculty members are non-compliant with the minimum faculty workload requirements due to special conditions. In those instances, the department head must provide a written explanation to the college dean for each faculty member not in compliance. Departmental compliance reports are submitted to the Provost and Senior Vice President for Academic Affairs (Provost) for review and approval and then routed to the OIRE and the Office of Human Resources. For regular faculty who are not in compliance, the department head must initiate an appropriate Employee Payroll Action Form to adjust the individual's teaching salary percentage.

6. RESPONSIBILITY FOR MONITORING WORKLOAD ASSIGNMENTS

In compliance with University Rule 12.03.99.P1, college deans have the overall responsibility for monitoring the workload of individual faculty in their college as reported by the department head(s).

Department heads are responsible for assigning and monitoring the workload of faculty within their department to ensure compliance with the workload requirements and assigning other academic duties equitably within the department.

The department head will notify the college dean by memorandum of all faculty members who are not in compliance with the workload requirements including an explanation for each instance of non-compliance. Faculty who are not in compliance are in violation of System Policy 12.03 and University Rule 12.03.99.P1.

The department head must report all faculty workloads to the OIRE, college dean and the Provost.

The OIRE will consolidate the reports from the colleges to generate the final Faculty Workload Compliance Report and shall prepare a list of faculty not in compliance with the minimum workload requirement. This report shall be sent to the Provost for review and approval.

7. TEACHING ASSIGNMENT OVERLOADS

Occasionally, the need arises for the department head to assign teaching duties above those which are normally assigned. The department head must determine when the additional load becomes an overload, warranting extra pay, as opposed to an additional teaching assignment. Factors to be considered in determining what constitutes an overload include:

- Number of course preparations;
- Total number of students;
- Nature of the course;
- Contact hours involved; and,
- Other responsibilities of the faculty member.

8. FACULTY APPOINTMENT CODES

Faculty appointment codes to be used when reporting faculty workload information to the Office of Institutional Research and Effectiveness are listed below.

Appointments related to the Instruction Function:

- 01 Direct instructional activities, which include interaction with students related to instruction, preparation for such instruction, and evaluation of student performance. The various types of instruction include: lecture, laboratory, practicum, seminar, private lesson, independent study and research.
- 02 Administrative assignments, which directly supplement the teaching function, such as heads of teaching departments, coordinator of special programs or multi-section courses, etc.

Appointments related to Functions other than Instruction (For elements of cost to the State other than faculty salaries):

- Appointment 11 Academic Support: Assignments include activities in the offices of academic and graduate deans, directors of major teaching department groupings like colleges, schools or divisions, and librarians. Not included are the offices of the heads of teaching departments, which are included in Appointment 02.
- Appointment 12 Research: Faculty assignments for activities specifically organized to produce research outcomes.

- Appointment 13 Public Service, Student Services, Institutional Support, Operation and Maintenance of Plant, Auxiliary Enterprise Operations: Activities associated with admissions and registration, financial aid, student affairs, executive direction and control, business and fiscal management, personnel, administrative data processing, campus security, purchasing, physical plant administration, and auxiliary enterprise operations.

9. REQUESTS FOR REVIEW OF ACADEMIC WORKLOAD ASSIGNMENTS

Any faculty member may request a review of their workload assignment by the college dean and/or Provost

10. REQUIRED REPORTS

The Assistant Vice President for the Office of Institutional Research & Effectiveness shall collect, analyze, compile and consolidate data necessary to generate the Faculty Report (CBM-008) as required by the THECB. The standard reporting format and deadlines as provided by THECB will be followed.

The OIRE shall also prepare a Faculty Workload Report for each long semester indicating all appointments held by faculty members at the university, the salary paid to each appointment, the percent of time of each appointment, and the source of funds from which salary payments are made.

Justification shall be provided for each instance of noncompliance. The report shall be submitted to the chancellor and be available for review by members of the Board of Regents.

A report shall be presented to the Board of Regents showing courses with drop rates in excess of 30 percent.

11. RELATED STATUTES, POLICIES, REGULATIONS AND RULES

Texas Education Code § 51.402

System Policy 12.03 Faculty Academic Workload and Reporting Requirements

University Rule 12.03.99.P1 Faculty Academic Workload and Reporting Requirements

12. CONTACT OFFICE

Office for Academic Affairs 936-261-2175



TARLETON
STATE UNIVERSITY
Member of The Texas A&M University System

Board Approved Operating Budgets

Fiscal Year Ending August 31, 2019

Table of Contents

Section	Title
1	Statement of Changes in Fund Balance
2	Functional and General Funds
3	Designated Funds
4	Designated Service Departments
5	Auxiliary Enterprises
6	Restricted Funds
7	Plant Funds
8	Transfers by Account
9	Allocations by Account
10	Index by Account Number
11	Index by Account Name
Appendix	Faculty Academic Workload Policy

Form: URGB01 (02/05/85)
Printed on a Xerox 9700 Laser Printing System at the Computing Services Center / Texas A&M University

Table of Contents

Section Title

BLANK PAGE

Form: URGB01 (02/05/85)
Printed on a Xerox 9700 Laser Printing System at the Computing Services Center / Texas A&M University

Form: URGB01 (02/05/85)

Description	Current Funds: Functional and General	Current Funds: Designated	Current Funds: Auxiliary Enterprises	Current Funds: Restricted	Plant Funds	Total
Revenues						
State Approp - General Revenue	46,030,599					46,030,599
State Approp - Benefits Pd by St	10,669,034					10,669,034
Tuition - State	18,587,953					18,587,953
Tuition - Designated		40,414,773				40,414,773
Discounts and Allowances-Tuition	6,094,962-	12,180,901-				18,275,863-
Fees	282,606	28,626,971	8,547,227			37,456,804
Discounts and Allowances-Fees	92,283-	9,219,601-	2,842,612-			12,154,496-
Exemptions	750,000	3,400,000	400,000			4,550,000
Contracts and Grants	485,000	690,666	26,000	7,088,299		8,289,965
Student Financial Assistance				29,709,326		29,709,326
Gifts		147,128	8,940	977,418		1,133,486
Sales and Services	227,266	1,807,880	29,285,418	401,842		31,722,406
Discounts and Allowances-Sales			6,622,255-			6,622,255-
Investment Income	61,860	13,851	1,423,213	1,536,076		3,035,000
Other Operating Income		252,585	333,066	30,974		616,625
Other Non-Operating Income		5,850	857	18,635		25,342
Total Revenue	70,907,073	53,959,202	30,559,854	39,762,570		195,188,699
Expenses						
Salaries - Faculty	28,259,500	10,238,462	46,517	310,017		38,854,496
Salaries - Non-Faculty	16,895,881	7,876,417	5,530,418	3,654,510		33,957,226
Wages	16,434	2,243,996	1,187,994	621,254		4,069,678
Benefits	15,553,065	3,924,555	1,822,645	1,089,551		22,389,816
Utilities	1,292,212	1,350,815	853,608	21,671		3,518,306
Scholarships	750,000	31,224,676	4,031,040	20,042,944		56,048,660
Scholarship Discounts	6,187,245-	21,400,502-	9,464,867-			37,052,614-
Operations and Maintenance	1,394,936	32,386,317	16,339,414	3,779,416		53,900,083
Equipment (Capitalized)		814,976	250,891	202,695		1,268,562
Other Non-Operating Expense	358,474-	13,383,146-	4,372,000	8,379,255		990,365-
Total Expense(Less Service Depts)	57,616,309	55,276,566	24,969,660	38,101,313		175,963,848
Net Service Departments		26,954-				26,954-
Total Expense	57,616,309	55,249,612	24,969,660	38,101,313		175,936,894
Transfers						
Retirement of Indebtedness	10,792,006-	1,208,348-	5,590,194-	672,000-	674,650-	18,937,198-
Other Transfers	2,498,758-	2,498,758			9,000,000	9,000,000
Total Transfers	13,290,764-	1,290,410	5,590,194-	672,000-	8,325,350	9,937,198-
Net Change in Fund Balance				989,257	8,325,350	9,314,607

Printed on a Xerox 9700 Laser Printing System at the Computing Services Center / Texas A&M University

Form: URGB01 (02/05/85)

Description	Current Funds: Functional and General	Current Funds: Designated	Current Funds: Auxiliary Enterprises	Current Funds: Restricted	Plant Funds	Total

****
* *
* BLANK PAGE *
* *
****

Printed on a Xerox 9700 Laser Printing System at the Computing Services Center / Texas A&M University

Form: URGB01 (02/05/85)

Account	Description	Beginning Balance	Revenues	Net Allocations	Expenditures	Increase (Decrease)	Ending Balance
100102	EDUCATIONAL & GENERAL STATE SUPPORT						
	Revenue						
	State Approp - Gene		45,566,506				
	Account Total	0	45,566,506	45,566,506-	0	0	0
100103	E&G-TEXAS COMPREHENSIVE RESEARCH FU						
	Revenue						
	State Approp - Gene		464,093				
	Account Total	0	464,093	464,093-	0	0	0
100302	FICA CONTRIBUTIONS						
	Revenue						
	State Approp - Bene		3,161,331				
	Account Total	0	3,161,331	3,161,331-	0	0	0
100342	GROUP INS-STATE CONTRIBUTION-ERS						
	Revenue						
	State Approp - Bene		5,287,714				
	Account Total	0	5,287,714	5,287,714-	0	0	0
100412	TRS/ORP STATE PAID DIRECT						
	Revenue						
	State Approp - Bene		2,211,989				
	Account Total	0	2,211,989	2,211,989-	0	0	0
100422	UCI STATE PAID DIRECT						
	Revenue						
	State Approp - Bene		8,000				
	Account Total	0	8,000	8,000-	0	0	0
100432	NURSING SHORTAGE REDUCTION PROGRAM						
	Revenue						
	Contracts and Grant		485,000				
	Account Total	0	485,000	485,000-	0	0	0
101001-00000	TUITION FEE-RESIDENT						
	Revenue						
	Tuition - State		16,307,111				
	Account Total	0	16,307,111	16,307,111-	0	0	0
101002-00000	TUITION FEE-NONRES						
	Revenue						
	Tuition - State		1,756,352				
	Account Total	0	1,756,352	1,756,352-	0	0	0
101005-00000	TUITION - 3-PEAT COURSES						
	Revenue						
	Tuition - State		237,500				
	Account Total	0	237,500	237,500-	0	0	0

Printed on a Xerox 9700 Laser Printing System at the Computing Services Center / Texas A&M University

Form: URGB01 (02/05/85)

Account	Description	Beginning Balance	Revenues	Net Allocations	Expenditures	Increase (Decrease)	Ending Balance
101006-00000	TUITION - EXCESSIVE HOURS						
	Revenue						
	Tuition - State		286,990				
	Account Total	0	286,990	286,990-	0	0	0
101010-00000	LABORATORY FEES						
	Revenue						
	Fees		282,606				
	Account Total	0	282,606	282,606-	0	0	0
101014	REVENUE REMISSIONS AND EXEMPTIONS						
	Revenue						
	Exemptions		750,000				
	Account Total	0	750,000	750,000-	0	0	0
101015	TUITION DISCOUNTS AND ALLOWANCES						
	Revenue						
	Discounts and Allow		6,094,962-				
	Discounts and Allow		92,283-				
	Account Total	0	6,187,245-	6,187,245	0	0	0
102002	INTEREST-LOCAL FUNDS TIME						
	Revenue						
	Investment Income		61,860				
	Account Total	0	61,860	61,860-	0	0	0
102009	MISCELLANEOUS INCOME						
	Revenue						
	Sales and Services		652				
	Account Total	0	652	652-	0	0	0
103101	FARM OPERATIONS						
	Revenue						
	Sales and Services		107,000				
	Account Total	0	107,000	107,000-	0	0	0
103102	MEATS LABORATORY-LIVESTOCK						
	Revenue						
	Sales and Services		92,734				
	Account Total	0	92,734	92,734-	0	0	0
103103	HORTICULTURE CENTER-PLANTS						
	Revenue						
	Sales and Services		12,541				
	Account Total	0	12,541	12,541-	0	0	0

Printed on a Xerox 9700 Laser Printing System at the Computing Services Center / Texas A&M University

Form: URGB01 (02/05/85)

Account	Description	Beginning Balance	Revenues	Net Allocations	Expenditures	Increase (Decrease)	Ending Balance
103109	PHYSICAL EDUCATION SWIMMING POOL						
	Revenue						
	Sales and Services		14,339				
	Account Total	0	14,339	14,339-	0	0	0
120100	PRESIDENT'S OFFICE						
	Expense						
	Salaries - Non-Faculty				339,713		
	Account Total	0	0	339,713	339,713	0	0
120110	VICE PRESIDENT ACADEMIC AFFAIRS						
	Expense						
	Salaries - Non-Faculty				145,199		
	Account Total	0	0	145,199	145,199	0	0
120120	VP FINANCE & ADMIN						
	Expense						
	Salaries - Non-Faculty				283,314		
	Account Total	0	0	283,314	283,314	0	0
120125	INFORMATION TECHNOLOGY						
	Expense						
	Salaries - Non-Faculty				1,817,038		
	Account Total	0	0	1,817,038	1,817,038	0	0
120129	IT HELP DESK						
	Expense						
	Salaries - Non-Faculty				141,712		
	Account Total	0	0	141,712	141,712	0	0
120130	UNIVERSITY WEB SERVICES						
	Expense						
	Salaries - Non-Faculty				197,877		
	Account Total	0	0	197,877	197,877	0	0
120140	BUSINESS SERVICES						
	Expense						
	Salaries - Non-Faculty				1,050,924		
	Account Total	0	0	1,050,924	1,050,924	0	0
120145	PURCHASING AND SUPPORT SERVICES						
	Expense						
	Salaries - Non-Faculty				216,342		
	Account Total	0	0	216,342	216,342	0	0
120148	HUB PROGRAM						
	Expense						
	Salaries - Non-Faculty				98,099		
	Account Total	0	0	98,099	98,099	0	0

Printed on a Xerox 9700 Laser Printing System at the Computing Services Center / Texas A&M University

Form: URGB01 (02/05/85)

Account	Description	Beginning Balance	Revenues	Net Allocations	Expenditures	Increase (Decrease)	Ending Balance
120150	IT ADMINISTRATION						
	Expense						
	Salaries - Non-Faculty				260,398		
	Account Total	0	0	260,398	260,398	0	0
120160	STUDENT FINANCIAL AID						
	Expense						
	Salaries - Non-Faculty				522,530		
	Account Total	0	0	522,530	522,530	0	0
120170	STUDENT AFFAIRS STATE						
	Expense						
	Salaries - Non-Faculty				382,106		
	Account Total	0	0	382,106	382,106	0	0
120180	REGISTRAR'S OFFICE						
	Expense						
	Salaries - Non-Faculty				580,125		
	Account Total	0	0	580,125	580,125	0	0
120190	EMPLOYEE SERVICES						
	Expense						
	Salaries - Non-Faculty				507,987		
	Account Total	0	0	507,987	507,987	0	0
120201	GROUP INSURANCE-GR-INSTIT SUPPORT						
	Expense						
	Benefits				920,673		
	Account Total	0	0	920,673	920,673	0	0
120203	WORKERS COMPENSATION-INSTIT SUPPORT						
	Expense						
	Benefits				16,873		
	Account Total	0	0	16,873	16,873	0	0
120204	ORP/TRS INSTIT SHARE-INSTIT SUPPORT						
	Expense						
	Benefits				26,611		
	Account Total	0	0	26,611	26,611	0	0
120205	ORP/TRS STATE SHARE-INSTIT SUPPORT						
	Expense						
	Benefits				79,316		
	Account Total	0	0	79,316	79,316	0	0
120206	UNEMPLOYMENT COMPENSATION-INST SUPT						
	Expense						
	Benefits				4,000		
	Account Total	0	0	4,000	4,000	0	0

Printed on a Xerox 9700 Laser Printing System at the Computing Services Center / Texas A&M University

Form: URGB01 (02/05/85)

Account	Description	Beginning Balance	Revenues	Net Allocations	Expenditures	Increase (Decrease)	Ending Balance
120207	LONGEVITY PAY-INSTITUTIONAL SUPPORT						
	Expense						
	Benefits				12,780		
	Account Total	0	0	12,780	12,780	0	0
120208	GROUP INSURANCE-243-INSTIT SUPPORT						
	Expense						
	Benefits				479,475		
	Account Total	0	0	479,475	479,475	0	0
120400	DEAN OF ENROLLMENT MANAGEMENT						
	Expense						
	Salaries - Non-Faculty				153,930		
	Account Total	0	0	153,930	153,930	0	0
120450	SCHOOL RELATIONS-RECRUITING						
	Expense						
	Salaries - Non-Faculty				67,425		
	Account Total	0	0	67,425	67,425	0	0
120500	ADMISSION OFFICE						
	Expense						
	Salaries - Non-Faculty				233,815		
	Account Total	0	0	233,815	233,815	0	0
121210	CLYDE WELLS FINE ARTS CENTER						
	Expense						
	Salaries - Non-Faculty				128,039		
	Account Total	0	0	128,039	128,039	0	0
121220	PLANETARIUM						
	Expense						
	Salaries - Faculty				54,657		
	Salaries - Non-Faculty				50,518		
	Account Total	0	0	105,175	105,175	0	0
121240	CAREER SERVICES						
	Expense						
	Salaries - Non-Faculty				346,112		
	Account Total	0	0	346,112	346,112	0	0
121241	GROUP INSURANCE-GR-STUDENT SERVICES						
	Expense						
	Benefits				308,882		
	Account Total	0	0	308,882	308,882	0	0

Printed on a Xerox 9700 Laser Printing System at the Computing Services Center / Texas A&M University

Form: URGB01 (02/05/85)

Account	Description	Beginning Balance	Revenues	Net Allocations	Expenditures	Increase (Decrease)	Ending Balance
121243	WORKERS COMPENSATION-STUDENT SERVIC						
	Expense						
	Benefits				5,378		
	Account Total	0	0	5,378	5,378	0	0
121244	ORP/TRS INSTIT SHARE-STUDENT SERVIC						
	Expense						
	Benefits				66,420		
	Account Total	0	0	66,420	66,420	0	0
121245	ORP/TRS STATE SHARE-STUDENT SERVICE						
	Expense						
	Benefits				197,968		
	Account Total	0	0	197,968	197,968	0	0
121247	LONGEVITY PAY - STUDENT SERVICES						
	Expense						
	Benefits				31,898		
	Account Total	0	0	31,898	31,898	0	0
121248	GROUP INSURANCE-243-STUDENT SERVICE						
	Expense						
	Benefits				215,110		
	Account Total	0	0	215,110	215,110	0	0
121250	UNIVERSITY NEWS AND INFORMATION						
	Expense						
	Salaries - Non-Faculty				161,611		
	Account Total	0	0	161,611	161,611	0	0
121253	PUBLICATIONS/GRAPHIC DESIGN						
	Expense						
	Salaries - Non-Faculty				6,058		
	Account Total	0	0	6,058	6,058	0	0
121270	VP FOR INSTITUTIONAL ADVANCEMENT						
	Expense						
	Salaries - Non-Faculty				255,031		
	Account Total	0	0	255,031	255,031	0	0
121280	INSTITUTIONAL RESEARCH						
	Expense						
	Salaries - Non-Faculty				276,356		
	Account Total	0	0	276,356	276,356	0	0

Printed on a Xerox 9700 Laser Printing System at the Computing Services Center / Texas A&M University

Form: URGB01 (02/05/85)

Account	Description	Beginning Balance	Revenues	Net Allocations	Expenditures	Increase (Decrease)	Ending Balance
130100-00000	AGRICULTURAL SERVICES AND DEVELOPME						
	Expense						
	Salaries - Faculty				1,270,841		
	Salaries - Non-Faculty				60,478		
	Account Total	0	0	1,331,319	1,331,319	0	0
130110-00000	WSES						
	Expense						
	Salaries - Faculty				939,218		
	Salaries - Non-Faculty				97,613		
	Account Total	0	0	1,036,831	1,036,831	0	0
130110-35290	C/S-TPWD MESIQUITE SAVANNA-TEXAS WI						
	Expense						
	Salaries - Faculty				11,652		
	Account Total	0	0	11,652	11,652	0	0
130110-35300	C/S-TPWD CONVERTING BERMUDAGRASS TO						
	Expense						
	Salaries - Faculty				8,321		
	Account Total	0	0	8,321	8,321	0	0
130115	FARM OPERATIONS-STATE SALARIES						
	Expense						
	Salaries - Non-Faculty				70,506		
	Account Total	0	0	70,506	70,506	0	0
130120	ANIMAL SCIENCES						
	Expense						
	Salaries - Faculty				1,109,783		
	Salaries - Non-Faculty				31,574		
	Account Total	0	0	1,141,357	1,141,357	0	0
130140	ENGINEERING TECHNOLOGY						
	Expense						
	Salaries - Faculty				783,471		
	Account Total	0	0	783,471	783,471	0	0
131100-00000	BIOLOGICAL SCIENCES						
	Expense						
	Salaries - Faculty				1,150,200		
	Salaries - Non-Faculty				116,510		
	Account Total	0	0	1,266,710	1,266,710	0	0
131101	MEDICAL LAB SCIENCES						
	Expense						
	Salaries - Faculty				584,695		
	Salaries - Non-Faculty				68,344		
	Account Total	0	0	653,039	653,039	0	0

Printed on a Xerox 9700 Laser Printing System at the Computing Services Center / Texas A&M University

Form: URGB01 (02/05/85)

Account	Description	Beginning Balance	Revenues	Net Allocations	Expenditures	Increase (Decrease)	Ending Balance
131102	NURSING						
	Expense						
	Salaries - Faculty				1,546,299		
	Salaries - Non-Faculty				30,167		
	Account Total	0	0	1,576,466	1,576,466	0	0
131110	ENGLISH AND LANGUAGES						
	Expense						
	Salaries - Faculty				1,524,352		
	Salaries - Non-Faculty				38,750		
	Account Total	0	0	1,563,102	1,563,102	0	0
131120	MATHEMATICS						
	Expense						
	Salaries - Faculty				1,387,957		
	Salaries - Non-Faculty				69,388		
	Account Total	0	0	1,457,345	1,457,345	0	0
131121	ENGINEERING & COMPUTER SCIENCE						
	Expense						
	Salaries - Faculty				801,712		
	Salaries - Non-Faculty				26,978		
	Account Total	0	0	828,690	828,690	0	0
131130	CHEMISTRY,GEOSCIENCE & PHYSICS						
	Expense						
	Salaries - Faculty				1,323,449		
	Salaries - Non-Faculty				73,290		
	Account Total	0	0	1,396,739	1,396,739	0	0
131140	SOCIAL SCIENCES						
	Expense						
	Salaries - Faculty				1,545,264		
	Salaries - Non-Faculty				158,511		
	Account Total	0	0	1,703,775	1,703,775	0	0
131141	CRIMINAL JUSTICE						
	Expense						
	Salaries - Faculty				997,015		
	Salaries - Non-Faculty				49,533		
	Account Total	0	0	1,046,548	1,046,548	0	0
131142-00000	SOCIAL WORK PROGRAM						
	Expense						
	Salaries - Faculty				387,498		
	Salaries - Non-Faculty				14,209		
	Account Total	0	0	401,707	401,707	0	0

Printed on a Xerox 9700 Laser Printing System at the Computing Services Center / Texas A&M University

Form: URGB01 (02/05/85)

Account	Description	Beginning Balance	Revenues	Net Allocations	Expenditures	Increase (Decrease)	Ending Balance
131142-00100	C/S-TITLE IV-E						
	Expense						
	Salaries - Faculty				254,670		
	Salaries - Non-Faculty				14,209		
	Account Total	0	0	268,879	268,879	0	0
131145	SCHOOL OF CRIMINOLOGY, CRIMINAL JUS						
	Expense						
	Salaries - Faculty				130,434		
	Account Total	0	0	130,434	130,434	0	0
131150	MILITARY SCIENCE						
	Expense						
	Salaries - Non-Faculty				28,606		
	Account Total	0	0	28,606	28,606	0	0
131151	JOHN TARLETON LEADERSHIP ACADEMY						
	Expense						
	Salaries - Faculty				83,007		
	Salaries - Non-Faculty				76,125		
	Account Total	0	0	159,132	159,132	0	0
132100	CURRICULUM AND INSTRUCTION						
	Expense						
	Salaries - Faculty				1,714,066		
	Salaries - Non-Faculty				305,684		
	Account Total	0	0	2,019,750	2,019,750	0	0
132110	PSYCHOLOGY						
	Expense						
	Salaries - Faculty				506,379		
	Salaries - Non-Faculty				31,404		
	Account Total	0	0	537,783	537,783	0	0
132120	FINE ARTS						
	Expense						
	Salaries - Faculty				1,292,785		
	Salaries - Non-Faculty				101,733		
	Account Total	0	0	1,394,518	1,394,518	0	0
132130	KINESIOLOGY						
	Expense						
	Salaries - Faculty				1,200,669		
	Salaries - Non-Faculty				32,531		
	Account Total	0	0	1,233,200	1,233,200	0	0

Printed on a Xerox 9700 Laser Printing System at the Computing Services Center / Texas A&M University

Form: URGB01 (02/05/85)

Account	Description	Beginning Balance	Revenues	Net Allocations	Expenditures	Increase (Decrease)	Ending Balance
132160	EDUCATIONAL LEADERSHIP/POLICY STUDY						
	Expense						
	Salaries - Faculty				799,639		
	Salaries - Non-Faculty				49,834		
	Account Total	0	0	849,473	849,473	0	0
132170	COMMUNICATIONS STUDIES						
	Expense						
	Salaries - Faculty				786,093		
	Salaries - Non-Faculty				29,400		
	Account Total	0	0	815,493	815,493	0	0
132180	COUNSELING						
	Expense						
	Salaries - Faculty				584,418		
	Salaries - Non-Faculty				42,789		
	Account Total	0	0	627,207	627,207	0	0
133100	ACCOUNTING, FINANCE AND ECONOMICS						
	Expense						
	Salaries - Faculty				1,626,915		
	Salaries - Non-Faculty				28,669		
	Account Total	0	0	1,655,584	1,655,584	0	0
133120	COMPUTER INFORMATION SYSTEMS						
	Expense						
	Salaries - Faculty				869,333		
	Salaries - Non-Faculty				29,003		
	Account Total	0	0	898,336	898,336	0	0
133130	MANAGEMENT						
	Expense						
	Salaries - Faculty				1,008,289		
	Salaries - Non-Faculty				125,477		
	Account Total	0	0	1,133,766	1,133,766	0	0
133141	GROUP INSURANCE - GR - INSTRUCTION						
	Expense						
	Benefits				2,657,571		
	Account Total	0	0	2,657,571	2,657,571	0	0
133143	WORKERS COMPENSATION-INSTRUCTION						
	Expense						
	Benefits				95,765		
	Account Total	0	0	95,765	95,765	0	0

Printed on a Xerox 9700 Laser Printing System at the Computing Services Center / Texas A&M University

Form: URGB01 (02/05/85)

Account	Description	Beginning Balance	Revenues	Net Allocations	Expenditures	Increase (Decrease)	Ending Balance
133144	ORP/TRS INSTIT SHARE-INSTRUCTION						
	Expense						
	Benefits				462,905		
	Account Total	0	0	462,905	462,905	0	0
133145	ORP/TRS STATE SHARE-INSTRUCTION						
	Expense						
	Benefits				1,379,719		
	Account Total	0	0	1,379,719	1,379,719	0	0
133146	UNEMPLOYMENT COMPENSATION-INSTRUCT						
	Expense						
	Benefits				4,000		
	Account Total	0	0	4,000	4,000	0	0
133147	LONGEVITY PAY - INSTRUCTION						
	Expense						
	Benefits				222,307		
	Account Total	0	0	222,307	222,307	0	0
133148	GROUP INSURANCE-243-INSTRUCTION						
	Expense						
	Benefits				2,370,369		
	Account Total	0	0	2,370,369	2,370,369	0	0
135010	STUDENT SUCCESS						
	Expense						
	Salaries - Non-Faculty				49,695		
	Account Total	0	0	49,695	49,695	0	0
135100-00000	EDUCATION INSTRUCTIONAL SUPPORT						
	Expense						
	Salaries - Faculty				2,849		
	Salaries - Non-Faculty				19,142		
	Account Total	0	0	21,991	21,991	0	0
135110	PRESIDENTIAL HONORS PROGRAM						
	Expense						
	Salaries - Non-Faculty				89,149		
	Account Total	0	0	89,149	89,149	0	0
135120	IT APPLICATIONS SUPPORT						
	Expense						
	Salaries - Non-Faculty				224,877		
	Account Total	0	0	224,877	224,877	0	0

Printed on a Xerox 9700 Laser Printing System at the Computing Services Center / Texas A&M University

Form: URGB01 (02/05/85)

Account	Description	Beginning Balance	Revenues	Net Allocations	Expenditures	Increase (Decrease)	Ending Balance
135130	INSTRUCTIONAL GRANTS AND CONTRACTS						
	Expense						
	Salaries - Non-Faculty				23,167		
	Account Total	0	0	23,167	23,167	0	0
135140	INSTRUCT TECH & DISTANCE LEARNING						
	Expense						
	Salaries - Faculty				52,289		
	Salaries - Non-Faculty				616,031		
	Account Total	0	0	668,320	668,320	0	0
135180	COMPUTER LAB - BUSINESS BUILDING						
	Expense						
	Salaries - Non-Faculty				34,997		
	Account Total	0	0	34,997	34,997	0	0
135190	CRC LAB-STATE						
	Expense						
	Salaries - Non-Faculty				11,666		
	Account Total	0	0	11,666	11,666	0	0
137100-00000	ACADEMIC AFFAIRS						
	Expense						
	Salaries - Faculty				63,311		
	Salaries - Non-Faculty				957,320		
	Account Total	0	0	1,020,631	1,020,631	0	0
137110	COLLEGE OF GRADUATE STUDIES						
	Expense						
	Salaries - Faculty				238,400		
	Salaries - Non-Faculty				191,098		
	Account Total	0	0	429,498	429,498	0	0
137112	INSTRUCTIONAL GRANTS & CONTRACTS						
	Expense						
	Salaries - Faculty				56,650		
	Account Total	0	0	56,650	56,650	0	0
137115	GRADUATE DIFFERENTIAL OPERATIONS						
	Expense						
	Salaries - Non-Faculty				97,574		
	Operations and Maintenance				36,683		
	Account Total	0	0	134,257	134,257	0	0
137120	AGRICULTURAL & ENVIRONMENTAL SCIENC						
	Expense						
	Salaries - Faculty				156,135		
	Salaries - Non-Faculty				259,540		
	Account Total	0	0	415,675	415,675	0	0

Printed on a Xerox 9700 Laser Printing System at the Computing Services Center / Texas A&M University

Form: URGB01 (02/05/85)

Account	Description	Beginning Balance	Revenues	Net Allocations	Expenditures	Increase (Decrease)	Ending Balance
137130	COLLEGE OF SCIENCE AND TECHNOLOGY						
	Expense						
	Salaries - Faculty				136,802		
	Salaries - Non-Faculty				204,434		
	Account Total	0	0	341,236	341,236	0	0
137140	COLLEGE OF EDUCATION						
	Expense						
	Salaries - Faculty				115,310		
	Salaries - Non-Faculty				258,823		
	Account Total	0	0	374,133	374,133	0	0
137150	COLLEGE OF BUSINESS ADMINISTRATION						
	Expense						
	Salaries - Faculty				164,186		
	Salaries - Non-Faculty				331,323		
	Account Total	0	0	495,509	495,509	0	0
137161	GROUP INSURANCE-GR-ACADEMIC SUPPORT						
	Expense						
	Benefits				1,007,591		
	Account Total	0	0	1,007,591	1,007,591	0	0
137163	WORKERS COMPENSATION-ACADEMIC SUPPO						
	Expense						
	Benefits				15,122		
	Account Total	0	0	15,122	15,122	0	0
137164	ORP/TRS INSTIT SHARE-ACADEMIC SUPPO						
	Expense						
	Benefits				125,968		
	Account Total	0	0	125,968	125,968	0	0
137165	ORP/TRS STATE SHARE-ACADEMIC SUPPOR						
	Expense						
	Benefits				375,455		
	Account Total	0	0	375,455	375,455	0	0
137167	LONGEVITY PAY - ACADEMIC SUPPORT						
	Expense						
	Benefits				60,495		
	Account Total	0	0	60,495	60,495	0	0
137168	GROUP INSURANCE-243-ACADEMIC SUPPOR						
	Expense						
	Benefits				26,619		
	Account Total	0	0	26,619	26,619	0	0

Printed on a Xerox 9700 Laser Printing System at the Computing Services Center / Texas A&M University

Form: URGB01 (02/05/85)

Account	Description	Beginning Balance	Revenues	Net Allocations	Expenditures	Increase (Decrease)	Ending Balance
137170-00000	COLLEGE OF LIBERAL AND FINE ARTS						
	Expense						
	Salaries - Faculty				84,007		
	Salaries - Non-Faculty				239,457		
	Account Total	0	0	323,464	323,464	0	0
137190-00000	COLLEGE OF HEALTH & SERVICE PROFESS						
	Expense						
	Salaries - Faculty				130,136		
	Salaries - Non-Faculty				195,436		
	Account Total	0	0	325,572	325,572	0	0
137190-35660	C/S-TITLE IV-E TRAINING FY17						
	Expense						
	Salaries - Non-Faculty				18,204		
	Account Total	0	0	18,204	18,204	0	0
138100	FARM OPERATIONS						
	Expense						
	Salaries - Non-Faculty				38,774		
	Operations and Maintenance				68,226		
	Account Total	0	0	107,000	107,000	0	0
138101	MEATS LAB						
	Expense						
	Operations and Maintenance				92,734		
	Account Total	0	0	92,734	92,734	0	0
138102	HORTICULTURE CENTER						
	Expense						
	Operations and Maintenance				12,541		
	Account Total	0	0	12,541	12,541	0	0
138200	PHYSICAL EDUCATION SWIMMING POOL						
	Expense						
	Wages				14,339		
	Account Total	0	0	14,339	14,339	0	0
140200	LIBRARY-OTHER						
	Expense						
	Salaries - Non-Faculty				1,237,048		
	Account Total	0	0	1,237,048	1,237,048	0	0
150011	GROUP INSURANCE -GR - RESEARCH						
	Expense						
	Benefits				292,991		
	Account Total	0	0	292,991	292,991	0	0

Printed on a Xerox 9700 Laser Printing System at the Computing Services Center / Texas A&M University

Form: URGB01 (02/05/85)

Account	Description	Beginning Balance	Revenues	Net Allocations	Expenditures	Increase (Decrease)	Ending Balance
150013	WORKERS COMPENSATION-RESEARCH						
	Expense						
	Benefits				2,529		
	Account Total	0	0	2,529	2,529	0	0
150014	ORP/TRS INSTIT SHARE-RESEARCH						
	Expense						
	Benefits				39,894		
	Account Total	0	0	39,894	39,894	0	0
150015	ORP/TRS STATE SHARE-RESEARCH						
	Expense						
	Benefits				118,908		
	Account Total	0	0	118,908	118,908	0	0
150017	LONGEVITY PAY - RESEARCH						
	Expense						
	Benefits				19,159		
	Account Total	0	0	19,159	19,159	0	0
150290	PROVOST'S SUMMER RESEARCH FUNDS						
	Expense						
	Salaries - Faculty				10,006		
	Salaries - Non-Faculty				132,364		
	Operations and Maintenance				48,447		
	Account Total	0	0	190,817	190,817	0	0
150340	GRADUATE ASSISTANT RESEARCH						
	Expense						
	Salaries - Non-Faculty				94,879		
	Account Total	0	0	94,879	94,879	0	0
165110	FICA CONTRIBUTIONS-INSTRUCTION						
	Expense						
	Benefits				1,585,283		
	Account Total	0	0	1,585,283	1,585,283	0	0
165115	FICA CONTRIBUTIONS-RESEARCH						
	Expense						
	Benefits				80,320		
	Account Total	0	0	80,320	80,320	0	0
165125	FICA CONTRIBUTIONS-ACADEMIC SUPPORT						
	Expense						
	Benefits				354,050		
	Account Total	0	0	354,050	354,050	0	0

Printed on a Xerox 9700 Laser Printing System at the Computing Services Center / Texas A&M University

Form: URGB01 (02/05/85)

Account	Description	Beginning Balance	Revenues	Net Allocations	Expenditures	Increase (Decrease)	Ending Balance
165130	FICA CONTRIBUTIONS-STUDENT SERVICES						
	Expense						
	Benefits				114,956		
	Account Total	0	0	114,956	114,956	0	0
165135	FICA CONTRIBUTIONS-INSTIT SUPPORT						
	Expense						
	Benefits				202,165		
	Account Total	0	0	202,165	202,165	0	0
165140	FICA CONTRIBUTIONS-PLANT						
	Expense						
	Benefits				45,442		
	Account Total	0	0	45,442	45,442	0	0
166210	FICA CONTRIBUTIONS-243-INSTRUCTION						
	Expense						
	Benefits				543,107		
	Account Total	0	0	543,107	543,107	0	0
166225	FICA CONTRIBUTIONS-243-ACADEMIC SUP						
	Expense						
	Benefits				13,447		
	Account Total	0	0	13,447	13,447	0	0
166230	FICA CONTRIBUTIONS-243-STUDENT SERV						
	Expense						
	Benefits				5,731		
	Account Total	0	0	5,731	5,731	0	0
166235	FICA CONTRIBUTIONS-243-INSTIT SUPPO						
	Expense						
	Benefits				216,830		
	Account Total	0	0	216,830	216,830	0	0
170111	GROUP INSURANCE - GR - PLANT						
	Expense						
	Benefits				100,006		
	Account Total	0	0	100,006	100,006	0	0
170113	WORKERS COMPENSATION-PLANT						
	Expense						
	Wages				2,095		
	Account Total	0	0	2,095	2,095	0	0
170114	ORP/TRS INSTIT SHARE-PLANT						
	Expense						
	Benefits				20,339		
	Account Total	0	0	20,339	20,339	0	0

Printed on a Xerox 9700 Laser Printing System at the Computing Services Center / Texas A&M University

Form: URGB01 (02/05/85)

Account	Description	Beginning Balance	Revenues	Net Allocations	Expenditures	Increase (Decrease)	Ending Balance
170115	ORP/TRS STATE SHARE-PLANT						
	Expense						
	Benefits				60,623		
	Account Total	0	0	60,623	60,623	0	0
170117	LONGEVITY PAY - PLANT						
	Expense						
	Benefits				9,768		
	Account Total	0	0	9,768	9,768	0	0
170118	GROUP INSURANCE-243-PLANT						
	Expense						
	Benefits				558,247		
	Account Total	0	0	558,247	558,247	0	0
171100	UNIVERSITY POLICE						
	Expense						
	Salaries - Non-Faculty				583,008		
	Account Total	0	0	583,008	583,008	0	0
175100	PURCHASED UTILITIES						
	Expense						
	Utilities				1,292,212		
	Account Total	0	0	1,292,212	1,292,212	0	0
176200	RISK MANAGEMENT & COMPLIANCE						
	Expense						
	Salaries - Non-Faculty				164,213		
	Account Total	0	0	164,213	164,213	0	0
180105	TUITION REMISSIONS AND EXEMPTIONS						
	Expense						
	Scholarships				750,000		
	Account Total	0	0	750,000	750,000	0	0
180106	TUITION DISCOUNTS AND ALLOWANCES						
	Expense						
	Scholarship Discounts				6,187,245-		
	Account Total	0	0	6,187,245-	6,187,245-	0	0
180140	SMALL BUSINESS DEVELOPMENT CENTER						
	Expense						
	Salaries - Non-Faculty				78,998		
	Account Total	0	0	78,998	78,998	0	0

Printed on a Xerox 9700 Laser Printing System at the Computing Services Center / Texas A&M University

Form: URGB01 (02/05/85)

Account	Description	Beginning Balance	Revenues	Net Allocations	Expenditures	Increase (Decrease)	Ending Balance
180150-00000	INSTITUTE APPLIED ENVIRONMENT RSRCH						
	Expense						
	Salaries - Non-Faculty				177,828		
	Operations and Maintenance				317,100		
	Account Total	0	0	494,928	494,928	0	0
180153	INSTITUTE APPLIED ENVIR RSRCH-RDF						
	Expense						
	Salaries - Non-Faculty				155,230		
	Account Total	0	0	155,230	155,230	0	0
180170	AGRICULTURE CENTER						
	Expense						
	Salaries - Non-Faculty				79,953		
	Account Total	0	0	79,953	79,953	0	0
180600	TUITION REBATES						
	Expense						
	Operations and Maintenance				100,000		
	Account Total	0	0	100,000	100,000	0	0
181000	SOUTHWEST METROPLEX OUTREACH						
	Expense						
	Salaries - Non-Faculty				16,245		
	Account Total	0	0	16,245	16,245	0	0
181600	MULTI-INSTITUTION TEACHING CENTER						
	Expense						
	Salaries - Faculty				522,374		
	Salaries - Non-Faculty				291,834		
	Operations and Maintenance				178,169		
	Account Total	0	0	992,377	992,377	0	0
181700	INSTITUTIONAL ENHANCEMENT						
	Expense						
	Operations and Maintenance				300,000		
	Account Total	0	0	300,000	300,000	0	0
182100	NSRP UNDER 70 FY16-17						
	Expense						
	Salaries - Faculty				243,964		
	Account Total	0	0	243,964	243,964	0	0
182200	NSRP REGULAR PROGRAM FY16-17						
	Expense						
	Operations and Maintenance				241,036		
	Account Total	0	0	241,036	241,036	0	0

Printed on a Xerox 9700 Laser Printing System at the Computing Services Center / Texas A&M University

Form: URGB01 (02/05/85)

Account	Description	Beginning Balance	Revenues	Net Allocations	Expenditures	Increase (Decrease)	Ending Balance
188010	BUDGET ONLY FG 10 (10)						
	Expense						
	Other Non-Operating Expense				11,134,146		
	Account Total	2,000,000	0	0	11,134,146	11,134,146-	9,134,146-
188015	BUDGET ONLY FG 10 (15)						
	Expense						
	Other Non-Operating Expense				1,692,000-		
	Account Total	0	0	0	1,692,000-	1,692,000	1,692,000
188020	BUDGET ONLY FG 10 (20)						
	Expense						
	Other Non-Operating Expense				600,000-		
	Account Total	0	0	0	600,000-	600,000	600,000
188025	BUDGET ONLY FG 10 (25)						
	Expense						
	Other Non-Operating Expense				1,000,000-		
	Account Total	0	0	0	1,000,000-	1,000,000	1,000,000
188030	BUDGET ONLY FG 10 (30)						
	Expense						
	Other Non-Operating Expense				1,200,000-		
	Account Total	0	0	0	1,200,000-	1,200,000	1,200,000
188035	BUDGET ONLY FG 10 (35)						
	Expense						
	Other Non-Operating Expense				6,000,620-		
	Account Total	0	0	0	6,000,620-	6,000,620	6,000,620
188040	BUDGET ONLY FG 10 (40)						
	Expense						
	Other Non-Operating Expense				500,000-		
	Account Total	0	0	0	500,000-	500,000	500,000
188060	BUDGET ONLY FG 10 (60)						
	Expense						
	Other Non-Operating Expense				500,000-		
	Account Total	0	0	0	500,000-	500,000	500,000

Printed on a Xerox 9700 Laser Printing System at the Computing Services Center / Texas A&M University

Form: URGB01 (02/05/85)

Account	Description	Beginning Balance	Revenues	Net Allocations	Expenditures	Increase (Decrease)	Ending Balance
Functional and General Funds - Board Approved							
	Revenue						
	State Approp - Gene		46,030,599				
	State Approp - Bene		10,669,034				
	Tuition - State		18,587,953				
	Discounts and Allow		6,094,962-				
	Fees		282,606				
	Discounts and Allow		92,283-				
	Exemptions		750,000				
	Contracts and Grant		485,000				
	Sales and Services		227,266				
	Investment Income		61,860				
	Expense						
	Salaries - Faculty				28,259,500		
	Salaries - Non-Faculty				16,895,881		
	Wages				16,434		
	Benefits				15,553,065		
	Utilities				1,292,212		
	Scholarships				750,000		
	Scholarship Discounts				6,187,245-		
	Operations and Maintenance				1,394,936		
	Other Non-Operating Expense				358,474-		
	Grand Total	2,000,000	70,907,073	12,932,290-	57,616,309	358,474	2,358,474

Printed on a Xerox 9700 Laser Printing System at the Computing Services Center / Texas A&M University

Form: URGB01 (02/05/85)

Account	Description	Beginning Balance	Revenues	Net Allocations	Expenditures	Increase (Decrease)	Ending Balance
200000-00000	DESIGNATED TUITION-REVENUE						
	Revenue						
	Tuition - Designate		36,406,424				
	Account Total	0	36,406,424	3,226,666-	0	33,179,758	33,179,758
200101	PRESIDENT'S OFFICE						
	Expense						
	Salaries - Non-Faculty				272,711		
	Wages				5,472		
	Operations and Maintenance				79,866		
	Account Total	0	0	0	358,049	358,049-	358,049-
200103	TARLETON SERIES PUBLICATION						
	Expense						
	Operations and Maintenance				7,500		
	Account Total	0	0	0	7,500	7,500-	7,500-
200104	INSTITUTIONAL MEMBERSHIPS						
	Expense						
	Operations and Maintenance				35,000		
	Account Total	0	0	0	35,000	35,000-	35,000-
200105	EMPLOYEE PERFORMANCE AWARDS						
	Expense						
	Wages				18,700		
	Operations and Maintenance				10,000		
	Account Total	0	0	0	28,700	28,700-	28,700-
200106	TROGDON HOUSE OPERATIONS						
	Expense						
	Operations and Maintenance				6,000		
	Account Total	0	0	0	6,000	6,000-	6,000-
200150	LANGDON CENTER OPERATIONS						
	Expense						
	Salaries - Non-Faculty				48,182		
	Wages				1,870		
	Operations and Maintenance				17,000		
	Account Total	0	0	0	67,052	67,052-	67,052-
200151	ADVANCEMENT & EXTERNAL RELATIONS						
	Expense						
	Salaries - Non-Faculty				269,004		
	Wages				23,665		
	Operations and Maintenance				96,871		
	Account Total	0	0	0	389,540	389,540-	389,540-

Printed on a Xerox 9700 Laser Printing System at the Computing Services Center / Texas A&M University

Form: URGB01 (02/05/85)

Account	Description	Beginning Balance	Revenues	Net Allocations	Expenditures	Increase (Decrease)	Ending Balance
200152	ADVANCEMENT SERVICES-OPERATING CONT						
	Expense						
	Operations and Maintenance				20,000		
	Account Total	0	0	0	20,000	20,000-	20,000-
200153-00000	MAJOR GIFTS						
	Expense						
	Salaries - Non-Faculty				130,518		
	Operations and Maintenance				14,574		
	Account Total	0	0	0	145,092	145,092-	145,092-
200154	UNIVERSITY NEWS AND INFORMATION						
	Expense						
	Salaries - Non-Faculty				50,601		
	Wages				11,338		
	Operations and Maintenance				49,143		
	Account Total	0	0	0	111,082	111,082-	111,082-
200155	COMMUNITY RELATIONS						
	Expense						
	Salaries - Non-Faculty				128,180		
	Wages				4,640		
	Operations and Maintenance				37,623		
	Account Total	0	0	0	170,443	170,443-	170,443-
200156	ADVERTISING - STEPHENVILLE						
	Expense						
	Operations and Maintenance				330,000		
	Account Total	0	0	0	330,000	330,000-	330,000-
200157-00000	DEVELOPMENT ACTIVITIES						
	Expense						
	Salaries - Non-Faculty				446,745		
	Wages				9,568		
	Operations and Maintenance				44,436		
	Account Total	0	0	0	500,749	500,749-	500,749-
200158	PUBLICATIONS/GRAPHIC DESIGN - LOCAL						
	Expense						
	Salaries - Non-Faculty				259,529		
	Wages				2,880		
	Operations and Maintenance				182,367		
	Account Total	0	0	0	444,776	444,776-	444,776-
200159	ALUMNI ENGAGEMENT						
	Expense						
	Salaries - Non-Faculty				67,324		
	Operations and Maintenance				35,000		
	Account Total	0	0	0	102,324	102,324-	102,324-

Printed on a Xerox 9700 Laser Printing System at the Computing Services Center / Texas A&M University

Form: URGB01 (02/05/85)

Account	Description	Beginning Balance	Revenues	Net Allocations	Expenditures	Increase (Decrease)	Ending Balance
200160	MARCOM-OPERATIONS						
	Expense						
	Operations and Maintenance				30,000		
	Account Total	0	0	0	30,000	30,000-	30,000-
200161	CAPITAL CAMPAIGN						
	Expense						
	Operations and Maintenance				16,000		
	Account Total	0	0	0	16,000	16,000-	16,000-
200162	ADVANCEMENT SERVICES						
	Expense						
	Operations and Maintenance				27,500		
	Account Total	0	0	0	27,500	27,500-	27,500-
200163	GOVERNMENTAL RELATIONS						
	Expense						
	Operations and Maintenance				6,500		
	Account Total	0	0	0	6,500	6,500-	6,500-
200165	ART COLLECTION MAINTENANCE						
	Expense						
	Operations and Maintenance				5,000		
	Account Total	0	0	0	5,000	5,000-	5,000-
200200-00000	CONFERENCING AND EVENT SERVICES						
	Expense						
	Salaries - Non-Faculty				7,002		
	Wages				8,000		
	Operations and Maintenance				10,300		
	Account Total	0	0	0	25,302	25,302-	25,302-
200201-00000	UNIVERSITY POLICE-LOCAL						
	Expense						
	Wages				169,960		
	Operations and Maintenance				181,966		
	Account Total	0	0	0	351,926	351,926-	351,926-
200201-00015	UNIVERSITY POLICE-BUDGETED SALARIES						
	Expense						
	Salaries - Non-Faculty				40,644		
	Account Total	0	0	0	40,644	40,644-	40,644-

Printed on a Xerox 9700 Laser Printing System at the Computing Services Center / Texas A&M University

Form: URGB01 (02/05/85)

Account	Description	Beginning Balance	Revenues	Net Allocations	Expenditures	Increase (Decrease)	Ending Balance
200202	RECREATIONAL SPORTS FACILITY - E&G						
	Expense						
	Salaries - Non-Faculty				67,151		
	Wages				71,000		
	Utilities				50,000		
	Operations and Maintenance				50,576		
	Account Total	0	0	0	238,727	238,727-	238,727-
200203	LEADERSHIP PROGRAM-LOCAL						
	Expense						
	Salaries - Non-Faculty				37,609		
	Wages				1,920		
	Operations and Maintenance				62,400		
	Account Total	0	0	0	101,929	101,929-	101,929-
200204	STUDENT AFFAIRS ADMIN						
	Expense						
	Salaries - Non-Faculty				14,460		
	Operations and Maintenance				24,540		
	Account Total	0	0	0	39,000	39,000-	39,000-
200205-00000	STUDENT AFFAIRS - LOCAL						
	Expense						
	Salaries - Non-Faculty				88,436		
	Wages				5,000		
	Operations and Maintenance				129,847		
	Account Total	0	0	0	223,283	223,283-	223,283-
200206	EMPLOYEE WELLNESS PROGRAM						
	Expense						
	Salaries - Non-Faculty				14,460		
	Operations and Maintenance				32,438		
	Account Total	0	0	0	46,898	46,898-	46,898-
200207	STUDENT AFFAIRS OPERATING CONTINGEN						
	Expense						
	Operations and Maintenance				22,300		
	Account Total	0	0	0	22,300	22,300-	22,300-
200208	UNIVERSITY MAIL SERVICE						
	Expense						
	Salaries - Non-Faculty				83,847		
	Operations and Maintenance				20,373		
	Account Total	0	0	0	104,220	104,220-	104,220-

Printed on a Xerox 9700 Laser Printing System at the Computing Services Center / Texas A&M University

Form: URGB01 (02/05/85)

Account	Description	Beginning Balance	Revenues	Net Allocations	Expenditures	Increase (Decrease)	Ending Balance
200251	ACCOUNTING, FINANCE & ECONOMICS						
	Expense						
	Salaries - Faculty				69,742		
	Salaries - Non-Faculty				1,200		
	Wages				8,708		
	Operations and Maintenance				18,930		
	Account Total	0	0	0	98,580	98,580-	98,580-
200252	COLLEGE OF BUSINESS ADMIN - LOCAL						
	Expense						
	Wages				20,030		
	Operations and Maintenance				34,175		
	Account Total	0	0	0	54,205	54,205-	54,205-
200253	COMPUTER INFORMATION SYSTEMS						
	Expense						
	Salaries - Faculty				40,236		
	Wages				10,872		
	Operations and Maintenance				26,151		
	Account Total	0	0	0	77,259	77,259-	77,259-
200254	MANAGEMENT						
	Expense						
	Salaries - Faculty				8,552		
	Wages				4,590		
	Operations and Maintenance				21,149		
	Account Total	0	0	0	34,291	34,291-	34,291-
200255	SMALL BUSINESS DEVELOP CTR MATCHING						
	Expense						
	Salaries - Non-Faculty				37,880		
	Operations and Maintenance				15,120		
	Account Total	0	0	0	53,000	53,000-	53,000-
200256	COBA-SMALL BUSINESS DEV CENTER UNRE						
	Expense						
	Operations and Maintenance				3,000		
	Account Total	0	0	0	3,000	3,000-	3,000-
200300	BIOLOGICAL SCIENCES						
	Expense						
	Wages				3,388		
	Operations and Maintenance				74,385		
	Account Total	0	0	0	77,773	77,773-	77,773-

Printed on a Xerox 9700 Laser Printing System at the Computing Services Center / Texas A&M University

Form: URGB01 (02/05/85)

Account	Description	Beginning Balance	Revenues	Net Allocations	Expenditures	Increase (Decrease)	Ending Balance
200302	CHEMISTRY & GEOSCIENCE & PHYSICS						
	Expense						
	Wages				29,105		
	Operations and Maintenance				94,718		
	Account Total	0	0	0	123,823	123,823-	123,823-
200304	OBSERVATORY OPERATIONS - LOCAL						
	Expense						
	Operations and Maintenance				13,764		
	Account Total	0	0	0	13,764	13,764-	13,764-
200305	PLANETARIUM-LOCAL						
	Expense						
	Wages				2,585		
	Operations and Maintenance				36,111		
	Account Total	0	0	0	38,696	38,696-	38,696-
200306	COLLEGE SCIENCE & TECHNOLOGY-LOCAL						
	Expense						
	Wages				4,076		
	Operations and Maintenance				23,077		
	Account Total	0	0	0	27,153	27,153-	27,153-
200307	ENGINEERING AND COMPUTER SCIENCE						
	Expense						
	Wages				4,840		
	Operations and Maintenance				29,617		
	Account Total	0	0	0	34,457	34,457-	34,457-
200308	ENGINEERING TECH-SALARIES						
	Expense						
	Salaries - Faculty				13,631		
	Account Total	0	0	0	13,631	13,631-	13,631-
200309	ENGINEERING TECHNOLOGY LOCAL OPERAT						
	Expense						
	Wages				9,680		
	Operations and Maintenance				31,041		
	Account Total	0	0	0	40,721	40,721-	40,721-
200310	MATHEMATICS						
	Expense						
	Wages				18,268		
	Operations and Maintenance				26,532		
	Account Total	0	0	0	44,800	44,800-	44,800-

Printed on a Xerox 9700 Laser Printing System at the Computing Services Center / Texas A&M University

Form: URGB01 (02/05/85)

Account	Description	Beginning Balance	Revenues	Net Allocations	Expenditures	Increase (Decrease)	Ending Balance
200311	MATHEMATICS LOCAL-SALARIES						
	Expense						
	Salaries - Faculty				47,255		
	Account Total	0	0	0	47,255	47,255-	47,255-
200312	MEDICAL LAB SCIENCES						
	Expense						
	Wages				25,810		
	Operations and Maintenance				63,791		
	Account Total	0	0	0	89,601	89,601-	89,601-
200313	NURSING						
	Expense						
	Salaries - Faculty				10,317		
	Wages				14,701		
	Operations and Maintenance				52,463		
	Account Total	0	0	0	77,481	77,481-	77,481-
200315	SOCIAL WORK PROGRAM						
	Expense						
	Wages				1,263		
	Operations and Maintenance				19,515		
	Account Total	0	0	0	20,778	20,778-	20,778-
200350	COLLEGE OF HEALTH SCIENCES & HUMAN						
	Expense						
	Salaries - Non-Faculty				23,805		
	Operations and Maintenance				20,000		
	Account Total	0	0	0	43,805	43,805-	43,805-
200400	CRIMINAL JUSTICE						
	Expense						
	Operations and Maintenance				9,002		
	Account Total	0	0	0	9,002	9,002-	9,002-
200401	ANTHOLOGY						
	Expense						
	Operations and Maintenance				7,757		
	Account Total	0	0	0	7,757	7,757-	7,757-
200402	COMMUNICATION STUDIES						
	Expense						
	Operations and Maintenance				19,959		
	Account Total	0	0	0	19,959	19,959-	19,959-
200403	ENGLISH & LANGUAGES-LOCAL						
	Expense						
	Operations and Maintenance				14,000		
	Account Total	0	0	0	14,000	14,000-	14,000-

Printed on a Xerox 9700 Laser Printing System at the Computing Services Center / Texas A&M University

Form: URGB01 (02/05/85)

Account	Description	Beginning Balance	Revenues	Net Allocations	Expenditures	Increase (Decrease)	Ending Balance
200404	UNIVERSITY WRITING CENTER						
	Expense						
	Wages				7,816		
	Operations and Maintenance				11,854		
	Account Total	0	0	0	19,670	19,670-	19,670-
200405	ENGLISH & LANGUAGES						
	Expense						
	Wages				12,673		
	Operations and Maintenance				9,183		
	Account Total	0	0	0	21,856	21,856-	21,856-
200406	FINE ARTS OPERATIONS						
	Expense						
	Salaries - Faculty				105,918		
	Wages				15,994		
	Operations and Maintenance				36,339		
	Account Total	0	0	0	158,251	158,251-	158,251-
200407	FINE ARTS CENTER OPERATIONS						
	Expense						
	Operations and Maintenance				29,760		
	Account Total	0	0	0	29,760	29,760-	29,760-
200408	EDUCATION THEATRE ACTIVITIES						
	Expense						
	Operations and Maintenance				6,000		
	Account Total	0	0	0	6,000	6,000-	6,000-
200409	KURT RADIO STATION - DESIGNATED						
	Expense						
	Salaries - Non-Faculty				42,908		
	Wages				3,761		
	Operations and Maintenance				25,103		
	Account Total	0	0	0	71,772	71,772-	71,772-
200410	SOCIAL SCIENCES						
	Expense						
	Salaries - Faculty				58,816		
	Wages				4,530		
	Operations and Maintenance				19,751		
	Account Total	0	0	0	83,097	83,097-	83,097-
200412	COLFA-LOCAL						
	Expense						
	Salaries - Non-Faculty				3,600		
	Wages				3,243		
	Operations and Maintenance				68,822		
	Account Total	0	0	0	75,665	75,665-	75,665-

Printed on a Xerox 9700 Laser Printing System at the Computing Services Center / Texas A&M University

Form: URGB01 (02/05/85)

Account	Description	Beginning Balance	Revenues	Net Allocations	Expenditures	Increase (Decrease)	Ending Balance
200413	MILITARY SCIENCE						
	Expense						
	Operations and Maintenance				13,220		
	Account Total	0	0	0	13,220	13,220-	13,220-
200414	SCHOOL OF CRIMINOLOGY, CRIMINAL JUS						
	Expense						
	Operations and Maintenance				15,000		
	Account Total	0	0	0	15,000	15,000-	15,000-
200415	LEADERSHIP & STRATEGIC STUDIES-LOC						
	Expense						
	Operations and Maintenance				2,500		
	Account Total	0	0	0	2,500	2,500-	2,500-
200416	JOHN TARLETON LEADERSHIP ACADEMY-LO						
	Expense						
	Salaries - Faculty				84,049		
	Salaries - Non-Faculty				61,800		
	Wages				11,650		
	Operations and Maintenance				2,500		
	Account Total	0	0	0	159,999	159,999-	159,999-
200500	ED LEADERSHIP & POLICY STUDIES-LOCA						
	Expense						
	Operations and Maintenance				26,957		
	Account Total	0	0	0	26,957	26,957-	26,957-
200501	TMATE-LOCAL						
	Expense						
	Salaries - Faculty				85,319		
	Salaries - Non-Faculty				2,663		
	Operations and Maintenance				6,208		
	Account Total	0	0	0	94,190	94,190-	94,190-
200502	CURRICULUM & INSTRUCTION						
	Expense						
	Salaries - Faculty				60,509		
	Wages				4,481		
	Operations and Maintenance				110,862		
	Account Total	0	0	0	175,852	175,852-	175,852-
200503	PSYCLE TRAINING PROGRAM						
	Expense						
	Wages				327		
	Operations and Maintenance				15,360		
	Account Total	0	0	0	15,687	15,687-	15,687-

Printed on a Xerox 9700 Laser Printing System at the Computing Services Center / Texas A&M University

Form: URGB01 (02/05/85)

Account	Description	Beginning Balance	Revenues	Net Allocations	Expenditures	Increase (Decrease)	Ending Balance
200504	KINESIOLOGY						
	Expense						
	Wages				16,139		
	Operations and Maintenance				38,993		
	Account Total	0	0	0	55,132	55,132-	55,132-
200505	KINESIOLOGY-LOCAL						
	Expense						
	Salaries - Faculty				72,809		
	Operations and Maintenance				12,000		
	Account Total	0	0	0	84,809	84,809-	84,809-
200506	SPORTS MEDICINE-LOCAL						
	Expense						
	Operations and Maintenance				5,000		
	Account Total	0	0	0	5,000	5,000-	5,000-
200507	PSYCHOLOGY						
	Expense						
	Wages				4,062		
	Operations and Maintenance				18,939		
	Account Total	0	0	0	23,001	23,001-	23,001-
200508	COLLEGE OF EDUCATION LOCAL						
	Expense						
	Wages				3,492		
	Operations and Maintenance				19,769		
	Account Total	0	0	0	23,261	23,261-	23,261-
200509	COUNSELING						
	Expense						
	Salaries - Non-Faculty				17,659		
	Operations and Maintenance				20,000		
	Account Total	0	0	0	37,659	37,659-	37,659-
200510	SWIMMING POOL-LOCAL						
	Expense						
	Operations and Maintenance				17,000		
	Account Total	0	0	0	17,000	17,000-	17,000-
200600	TARLETON AGRICULTURAL COMMUNICATORS						
	Expense						
	Operations and Maintenance				5,000		
	Account Total	0	0	0	5,000	5,000-	5,000-

Printed on a Xerox 9700 Laser Printing System at the Computing Services Center / Texas A&M University

Form: URGB01 (02/05/85)

Account	Description	Beginning Balance	Revenues	Net Allocations	Expenditures	Increase (Decrease)	Ending Balance
200601	AG SVCS & DEVELOPMENT						
	Expense						
	Wages				8,224		
	Operations and Maintenance				62,107		
	Account Total	0	0	0	70,331	70,331-	70,331-
200602-00000	WILDLIFE SUSTAINABILITY & ECOSYS						
	Expense						
	Wages				5,792		
	Operations and Maintenance				22,362		
	Account Total	0	0	0	28,154	28,154-	28,154-
200603	VET-TECH PROGRAM-LOCAL						
	Expense						
	Operations and Maintenance				15,000		
	Account Total	0	0	0	15,000	15,000-	15,000-
200604	ANIMAL SCIENCE						
	Expense						
	Wages				6,202		
	Operations and Maintenance				19,918		
	Account Total	0	0	0	26,120	26,120-	26,120-
200605	COAES - RECRUITMENT						
	Expense						
	Operations and Maintenance				6,300		
	Account Total	0	0	0	6,300	6,300-	6,300-
200606	COAES - RECRUITING						
	Expense						
	Operations and Maintenance				10,644		
	Account Total	0	0	0	10,644	10,644-	10,644-
200607	COLLEGE OF AG & HUMAN SCIENCES-LOCA						
	Expense						
	Wages				3,388		
	Operations and Maintenance				27,758		
	Account Total	0	0	0	31,146	31,146-	31,146-
200608-00000	FARM OPERATIONS-LOCAL						
	Expense						
	Operations and Maintenance				413,131		
	Account Total	0	0	0	413,131	413,131-	413,131-
200613	ENVIRONMENTAL STUDIES OPERATIONS-LO						
	Expense						
	Operations and Maintenance				2,500		
	Account Total	0	0	0	2,500	2,500-	2,500-

Printed on a Xerox 9700 Laser Printing System at the Computing Services Center / Texas A&M University

Form: URGB01 (02/05/85)

Account	Description	Beginning Balance	Revenues	Net Allocations	Expenditures	Increase (Decrease)	Ending Balance
200614-00004	ASVT-LOCAL SALARIES						
	Expense						
	Salaries - Faculty				55,797		
	Account Total	0	0	0	55,797	55,797-	55,797-
200700	EDUCATION INSTRUCTIONAL SUPPORT-LOC						
	Expense						
	Salaries - Non-Faculty				20,000		
	Wages				25,383		
	Operations and Maintenance				76,718		
	Account Total	0	0	0	122,101	122,101-	122,101-
200701	ACADEMIC AFFAIRS						
	Expense						
	Operations and Maintenance				10,986		
	Account Total	0	0	0	10,986	10,986-	10,986-
200702	UNDERGRAD STUDIES & ACADEMIC ASMT						
	Expense						
	Operations and Maintenance				10,934		
	Account Total	0	0	0	10,934	10,934-	10,934-
200703	VICE PRESIDENT ACADEMIC AFFAIRS						
	Expense						
	Operations and Maintenance				1,985		
	Account Total	0	0	0	1,985	1,985-	1,985-
200704	FACULTY PROGRAMMING						
	Expense						
	Operations and Maintenance				42,500		
	Account Total	0	0	0	42,500	42,500-	42,500-
200705-00000	FACULTY SALARY SUPPORT						
	Expense						
	Salaries - Faculty				3,326,700		
	Account Total	0	0	0	3,326,700	3,326,700-	3,326,700-
200705-00003	ANIMAL SCI & WILDLIFE MGMT-FACULTY						
	Expense						
	Salaries - Faculty				1,286		
	Account Total	0	0	0	1,286	1,286-	1,286-
200705-00009	KINESIOLOGY-FACULY SALARY SUPPORT						
	Expense						
	Salaries - Faculty				8,000		
	Account Total	0	0	0	8,000	8,000-	8,000-

Printed on a Xerox 9700 Laser Printing System at the Computing Services Center / Texas A&M University

Form: URGB01 (02/05/85)

Account	Description	Beginning Balance	Revenues	Net Allocations	Expenditures	Increase (Decrease)	Ending Balance
200705-00010	PSYCHOLOGY-FACULTY SALARY SUPPORT						
	Expense						
	Salaries - Faculty				1,001		
	Account Total	0	0	0	1,001	1,001-	1,001-
200705-00021	MATHEMATICS-FACULTY SALARY SUPPORT						
	Expense						
	Salaries - Faculty				12,012		
	Salaries - Non-Faculty				1,001		
	Account Total	0	0	0	13,013	13,013-	13,013-
200707-00000	APPLIED & EXPERIENTIAL LEARNING OP						
	Expense						
	Salaries - Non-Faculty				2,996		
	Wages				6,000		
	Operations and Maintenance				106,774		
	Account Total	0	0	0	115,770	115,770-	115,770-
200708	SPEAKERS SYMPOSIUM						
	Expense						
	Operations and Maintenance				10,000		
	Account Total	0	0	0	10,000	10,000-	10,000-
200709	SACS-INSTITUTIONAL ACCREDITATION						
	Expense						
	Salaries - Non-Faculty				29,674		
	Operations and Maintenance				41,099		
	Account Total	0	0	0	70,773	70,773-	70,773-
200710	MILITARY SERVICES CENTER						
	Expense						
	Salaries - Non-Faculty				34,029		
	Operations and Maintenance				10,138		
	Account Total	0	0	0	44,167	44,167-	44,167-
200711	COMPUTER LAB-BUSINESS BUILDING						
	Expense						
	Operations and Maintenance				11,382		
	Account Total	0	0	0	11,382	11,382-	11,382-
200713	PLACEMENT OFFICE-LOCAL						
	Expense						
	Salaries - Non-Faculty				14,460		
	Wages				10,000		
	Operations and Maintenance				36,067		
	Account Total	0	0	0	60,527	60,527-	60,527-

Printed on a Xerox 9700 Laser Printing System at the Computing Services Center / Texas A&M University

Form: URGB01 (02/05/85)

Account	Description	Beginning Balance	Revenues	Net Allocations	Expenditures	Increase (Decrease)	Ending Balance
200715	SPECIAL PROGRAMS/MULTICULTURAL AFFR						
	Expense						
	Salaries - Non-Faculty				169,331		
	Wages				14,854		
	Operations and Maintenance				15,131		
	Account Total	0	0	0	199,316	199,316-	199,316-
200716	FACULTY SENATE						
	Expense						
	Operations and Maintenance				4,820		
	Account Total	0	0	0	4,820	4,820-	4,820-
200717	STUDENT SUCCESS-LOCAL						
	Expense						
	Salaries - Non-Faculty				128,524		
	Wages				13,956		
	Operations and Maintenance				18,169		
	Account Total	0	0	0	160,649	160,649-	160,649-
200718-00000	STUDENT SUCCESS PROGRAMS-LOCAL						
	Expense						
	Wages				7,444		
	Operations and Maintenance				11,916		
	Account Total	0	0	0	19,360	19,360-	19,360-
200718-00001	C/S - THECB WORK STUDY MENTORSHIP						
	Expense						
	Salaries - Non-Faculty				6,656		
	Account Total	0	0	0	6,656	6,656-	6,656-
200719-00000	ACADEMIC SUPPORT CENTERS						
	Expense						
	Wages				10,535		
	Operations and Maintenance				69,326		
	Account Total	0	0	0	79,861	79,861-	79,861-
200719-00001	ASC-SALARIES						
	Expense						
	Salaries - Faculty				71,293		
	Salaries - Non-Faculty				71,679		
	Account Total	0	0	0	142,972	142,972-	142,972-
200720	HONORS COLLEGE-LOCAL						
	Expense						
	Wages				1,470		
	Operations and Maintenance				18,686		
	Account Total	0	0	0	20,156	20,156-	20,156-

Printed on a Xerox 9700 Laser Printing System at the Computing Services Center / Texas A&M University

Form: URGB01 (02/05/85)

Account	Description	Beginning Balance	Revenues	Net Allocations	Expenditures	Increase (Decrease)	Ending Balance
200722	INTERNATIONAL EDUCATION PROGRAMS						
	Expense						
	Salaries - Faculty				111,511		
	Salaries - Non-Faculty				103,556		
	Wages				4,258		
	Operations and Maintenance				20,151		
	Account Total	0	0	0	239,476	239,476-	239,476-
200723	STUDY ABROAD OFFICE ACCOUNT						
	Expense						
	Operations and Maintenance				11,478		
	Account Total	0	0	0	11,478	11,478-	11,478-
200724	INSTITUTIONAL RESEARCH						
	Expense						
	Salaries - Non-Faculty				12,560		
	Wages				4,167		
	Operations and Maintenance				13,384		
	Account Total	0	0	0	30,111	30,111-	30,111-
200725	LIBRARY-OTHER-LOCAL						
	Expense						
	Wages				72,095		
	Account Total	0	0	0	72,095	72,095-	72,095-
200726	DEAN/AVP CONTINGENCY						
	Expense						
	Operations and Maintenance				150,000		
	Account Total	0	0	0	150,000	150,000-	150,000-
200728	PASS PROGRAM - OPERATIONS						
	Expense						
	Operations and Maintenance				4,000		
	Account Total	0	0	0	4,000	4,000-	4,000-
200729	SPACE UTILIZATION-LOCAL						
	Expense						
	Operations and Maintenance				1,000		
	Account Total	0	0	0	1,000	1,000-	1,000-
200780-00000	COLLEGE OF GRADUATE STUDIES						
	Expense						
	Wages				6,380		
	Operations and Maintenance				95,994		
	Account Total	0	0	0	102,374	102,374-	102,374-

Printed on a Xerox 9700 Laser Printing System at the Computing Services Center / Texas A&M University

Form: URGB01 (02/05/85)

Account	Description	Beginning Balance	Revenues	Net Allocations	Expenditures	Increase (Decrease)	Ending Balance
200781-00000	GA SALARY POOL						
	Expense						
	Salaries - Faculty				1,220,826		
	Account Total	0	0	0	1,220,826	1,220,826-	1,220,826-
200782	INSTRUCTIONAL GRANTS AND CONTRACTS						
	Expense						
	Salaries - Non-Faculty				20,695		
	Wages				6,394		
	Operations and Maintenance				13,119		
	Account Total	0	0	0	40,208	40,208-	40,208-
200783	OFFICE OF FACULTY RESEARCH-LOCAL						
	Expense						
	Salaries - Faculty				54,352		
	Salaries - Non-Faculty				27,888		
	Operations and Maintenance				2,500		
	Account Total	0	0	0	84,740	84,740-	84,740-
200800	ENROLLMENT MANAGEMENT INITIATIVE						
	Expense						
	Salaries - Non-Faculty				8,961		
	Wages				1,792		
	Operations and Maintenance				87,769		
	Account Total	0	0	0	98,522	98,522-	98,522-
200801	GENERAL PUBLICATIONS-ENROLLMENT & I						
	Expense						
	Operations and Maintenance				60,000		
	Account Total	0	0	0	60,000	60,000-	60,000-
200802	STUDENT FINANCIAL AID						
	Expense						
	Salaries - Non-Faculty				1,459		
	Wages				25,021		
	Operations and Maintenance				77,350		
	Account Total	0	0	0	103,830	103,830-	103,830-
200803	STUDENT EMPLOYMENT INITIATIVE-NON A						
	Expense						
	Wages				353,060		
	Account Total	0	0	0	353,060	353,060-	353,060-
200815	OFFICE OF SCHOLARSHIPS-LOCAL						
	Expense						
	Salaries - Non-Faculty				122,741		
	Wages				7,368		
	Operations and Maintenance				6,967		
	Account Total	0	0	0	137,076	137,076-	137,076-

Printed on a Xerox 9700 Laser Printing System at the Computing Services Center / Texas A&M University

Form: URGB01 (02/05/85)

Account	Description	Beginning Balance	Revenues	Net Allocations	Expenditures	Increase (Decrease)	Ending Balance
200816	ADMISSION OFFICE						
	Expense						
	Wages				10,430		
	Account Total	0	0	0	10,430	10,430-	10,430-
200817	STUDENT RECRUITMENT						
	Expense						
	Salaries - Non-Faculty				359,290		
	Wages				26,155		
	Operations and Maintenance				164,760		
	Account Total	0	0	0	550,205	550,205-	550,205-
200901-00000	BUSINESS SERVICES						
	Expense						
	Salaries - Non-Faculty				145,069		
	Wages				25,274		
	Operations and Maintenance				150,000		
	Account Total	0	0	0	320,343	320,343-	320,343-
200902	CASH MANAGEMENT OPERATIONS						
	Expense						
	Operations and Maintenance				700,000		
	Account Total	0	0	0	700,000	700,000-	700,000-
200903	TAMUS ENERGY MANAGEMENT PROGRAM						
	Expense						
	Operations and Maintenance				30,000		
	Account Total	0	0	0	30,000	30,000-	30,000-
200906	VP FINANCE & ADMIN OPERATING CON						
	Expense						
	Operations and Maintenance				20,000		
	Account Total	0	0	0	20,000	20,000-	20,000-
200908	DESIGNATED TUITION OPERATING CONTIN						
	Expense						
	Operations and Maintenance				198,420		
	Account Total	0	0	0	198,420	198,420-	198,420-
200914	SSC FACILITIES CONTRACT						
	Expense						
	Operations and Maintenance				5,808,084		
	Account Total	0	0	0	5,808,084	5,808,084-	5,808,084-
200916	TAMUS ASSESSMENT						
	Expense						
	Operations and Maintenance				475,072		
	Account Total	0	0	0	475,072	475,072-	475,072-

Printed on a Xerox 9700 Laser Printing System at the Computing Services Center / Texas A&M University

Form: URGB01 (02/05/85)

Account	Description	Beginning Balance	Revenues	Net Allocations	Expenditures	Increase (Decrease)	Ending Balance
200917	ALUMNI RELATIONS SPACE LEASE/UTILIE						
	Expense						
	Utilities				11,333		
	Account Total	0	0	0	11,333	11,333-	11,333-
200918	PURCHASED UTILITIES - E&G						
	Expense						
	Utilities				1,141,788		
	Account Total	0	0	0	1,141,788	1,141,788-	1,141,788-
200921	EMPLOYEE SERVICES						
	Expense						
	Salaries - Non-Faculty				214,379		
	Wages				22,351		
	Operations and Maintenance				135,831		
	Account Total	0	0	0	372,561	372,561-	372,561-
200922-00000	PURCHASING AND SUPPORT SERVICES						
	Expense						
	Operations and Maintenance				100,148		
	Account Total	0	0	0	100,148	100,148-	100,148-
200924	HAZARDOUS WASTE MATERIAL DISPOSAL						
	Expense						
	Operations and Maintenance				25,000		
	Account Total	0	0	0	25,000	25,000-	25,000-
200925	RISK MANAGEMENT & COMPLIANCE OPERAT						
	Expense						
	Salaries - Non-Faculty				372,636		
	Wages				16,161		
	Operations and Maintenance				170,024		
	Account Total	0	0	0	558,821	558,821-	558,821-
200926	STAFF COUNCIL						
	Expense						
	Operations and Maintenance				21,622		
	Account Total	0	0	0	21,622	21,622-	21,622-
200928	VP FINANCE & ADMIN						
	Expense						
	Wages				685		
	Operations and Maintenance				86,219		
	Account Total	0	0	0	86,904	86,904-	86,904-
200931	SUMMER SCHOOL SALARIES-STEPH.-PRESI						
	Expense						
	Salaries - Faculty				2,632,632		
	Account Total	0	0	0	2,632,632	2,632,632-	2,632,632-

Printed on a Xerox 9700 Laser Printing System at the Computing Services Center / Texas A&M University

Form: URGB01 (02/05/85)

Account	Description	Beginning Balance	Revenues	Net Allocations	Expenditures	Increase (Decrease)	Ending Balance
200932	TELECOMMUNICATIONS						
	Expense						
	Salaries - Non-Faculty				235,911		
	Wages				28,629		
	Operations and Maintenance				575,228		
	Account Total	0	0	0	839,768	839,768-	839,768-
200934-00000	GENERAL FACILITIES SERVICES						
	Expense						
	Operations and Maintenance				435,000		
	Account Total	0	0	0	435,000	435,000-	435,000-
200936	DESIGNATED TUITION BENEFITS						
	Expense						
	Benefits				2,403,979		
	Account Total	0	0	0	2,403,979	2,403,979-	2,403,979-
200937	MUSIC LICENSES						
	Expense						
	Operations and Maintenance				15,000		
	Account Total	0	0	0	15,000	15,000-	15,000-
201000-00000	UNIVERSITY SERVICES FEE-REVENUE						
	Revenue						
	Fees		26,948,343				
	Account Total	0	26,948,343	0	0	26,948,343	26,948,343
201140	USF-CONTINGENCY						
	Expense						
	Operations and Maintenance				150,000		
	Account Total	0	0	0	150,000	150,000-	150,000-
201150	USF-ITS WEB SERVICES						
	Expense						
	Salaries - Non-Faculty				25,246		
	Wages				3,000		
	Operations and Maintenance				13,331		
	Account Total	0	0	0	41,577	41,577-	41,577-
201205	USF-STUDENT PUBLICATIONS AND MARKET						
	Expense						
	Wages				48,000		
	Operations and Maintenance				161,296		
	Account Total	0	0	0	209,296	209,296-	209,296-
201206	USF-TARLETON TRANSITION WEEK (TTM)						
	Expense						
	Operations and Maintenance				54,839		
	Account Total	0	0	0	54,839	54,839-	54,839-

Printed on a Xerox 9700 Laser Printing System at the Computing Services Center / Texas A&M University

Form: URGB01 (02/05/85)

Account	Description	Beginning Balance	Revenues	Net Allocations	Expenditures	Increase (Decrease)	Ending Balance
201207	USF-TEXAN CARD OPERATIONS						
	Expense						
	Salaries - Non-Faculty				98,095		
	Operations and Maintenance				164,197		
	Account Total	0	0	0	262,292	262,292-	262,292-
201208	USF-BONFIRE						
	Expense						
	Operations and Maintenance				27,000		
	Account Total	0	0	0	27,000	27,000-	27,000-
201209	USF-FAMILY WEEKEND						
	Expense						
	Operations and Maintenance				20,000		
	Account Total	0	0	0	20,000	20,000-	20,000-
201210-00000	USF-CAMPUS LIFE						
	Expense						
	Wages				40,000		
	Operations and Maintenance				119,527		
	Account Total	0	0	0	159,527	159,527-	159,527-
201211	USF-STUDENT AFFAIRS OUTREACH						
	Expense						
	Operations and Maintenance				8,000		
	Account Total	0	0	0	8,000	8,000-	8,000-
201215	USF-STUDENT DEVELOPMENT						
	Expense						
	Salaries - Non-Faculty				38,781		
	Operations and Maintenance				105,600		
	Account Total	0	0	0	144,381	144,381-	144,381-
201220-00011	STUDENT ORG TRAVEL-POST SEASON						
	Expense						
	Operations and Maintenance				33,800		
	Account Total	0	0	0	33,800	33,800-	33,800-
201226	USF-TTP/TTS						
	Expense						
	Operations and Maintenance				15,000		
	Account Total	0	0	0	15,000	15,000-	15,000-
201227	USF-STUDENT AFFAIRS PROGRAMS						
	Expense						
	Salaries - Non-Faculty				23,944		
	Operations and Maintenance				15,403		
	Account Total	0	0	0	39,347	39,347-	39,347-

Printed on a Xerox 9700 Laser Printing System at the Computing Services Center / Texas A&M University

Form: URGB01 (02/05/85)

Account	Description	Beginning Balance	Revenues	Net Allocations	Expenditures	Increase (Decrease)	Ending Balance
201228	USF-STUDENT GOVERNMENT ASSOCIATION						
	Expense						
	Wages				10,000		
	Operations and Maintenance				24,038		
	Account Total	0	0	0	34,038	34,038-	34,038-
201229	USF-GREEK LIFE						
	Expense						
	Wages				720		
	Operations and Maintenance				62,932		
	Account Total	0	0	0	63,652	63,652-	63,652-
201230	USF-SGA/CONGRESS						
	Expense						
	Operations and Maintenance				11,000		
	Account Total	0	0	0	11,000	11,000-	11,000-
201232	USF-TRADITION EVENTS						
	Expense						
	Wages				41,760		
	Operations and Maintenance				58,240		
	Account Total	0	0	0	100,000	100,000-	100,000-
201233	USF-REC SPORTS						
	Expense						
	Utilities				144,034		
	Operations and Maintenance				154,144		
	Account Total	0	0	0	298,178	298,178-	298,178-
201235-00000	USF-ALCOHOL EDUCATION						
	Expense						
	Operations and Maintenance				65,060		
	Account Total	0	0	0	65,060	65,060-	65,060-
201236	USF-JUDICIAL AFFAIRS						
	Expense						
	Wages				3,750		
	Operations and Maintenance				24,185		
	Account Total	0	0	0	27,935	27,935-	27,935-
201237-00000	USF-STUDENT INVOLVEMENT						
	Expense						
	Salaries - Non-Faculty				4,087		
	Operations and Maintenance				335,912		
	Account Total	0	0	0	339,999	339,999-	339,999-

Printed on a Xerox 9700 Laser Printing System at the Computing Services Center / Texas A&M University

Form: URGB01 (02/05/85)

Account	Description	Beginning Balance	Revenues	Net Allocations	Expenditures	Increase (Decrease)	Ending Balance
201238	USF-CONVOCATION						
	Expense						
	Operations and Maintenance				37,000		
	Account Total	0	0	0	37,000	37,000-	37,000-
201239	USF-DUCK CAMP						
	Expense						
	Operations and Maintenance				65,000		
	Account Total	0	0	0	65,000	65,000-	65,000-
201245-20510	USF ANNUAL SALARIES						
	Expense						
	Salaries - Non-Faculty				83,152		
	Account Total	0	0	0	83,152	83,152-	83,152-
201245-21010	USF TRANS/FAM RELATIONS SALARIES						
	Expense						
	Salaries - Non-Faculty				172,661		
	Account Total	0	0	0	172,661	172,661-	172,661-
201245-22910	USF GREEK LIFE SALARIES						
	Expense						
	Salaries - Non-Faculty				73,007		
	Account Total	0	0	0	73,007	73,007-	73,007-
201245-23510	USF ALCOHOL EDUCATION SALARIES						
	Expense						
	Salaries - Non-Faculty				50,757		
	Account Total	0	0	0	50,757	50,757-	50,757-
201245-23610	USF JUDICIAL AFFAIRS SALARIES						
	Expense						
	Salaries - Non-Faculty				48,273		
	Account Total	0	0	0	48,273	48,273-	48,273-
201245-63010	USF RODEO ACTIVITIES SALARIES						
	Expense						
	Salaries - Non-Faculty				168,020		
	Account Total	0	0	0	168,020	168,020-	168,020-
201250	USF-GRADUATE ADVISING/SUPPORT-BUSIN						
	Expense						
	Operations and Maintenance				8,226		
	Account Total	0	0	0	8,226	8,226-	8,226-
201257	USF-STUDENT ORG TRAVEL-COBA						
	Expense						
	Operations and Maintenance				4,000		
	Account Total	0	0	0	4,000	4,000-	4,000-

Printed on a Xerox 9700 Laser Printing System at the Computing Services Center / Texas A&M University

Form: URGB01 (02/05/85)

Account	Description	Beginning Balance	Revenues	Net Allocations	Expenditures	Increase (Decrease)	Ending Balance
201300	USF-COST SUPPORT						
	Expense						
	Salaries - Non-Faculty				26,978		
	Operations and Maintenance				1,523		
	Account Total	0	0	0	28,501	28,501-	28,501-
201310	USF-STUDENT ORG TRAVEL-COST						
	Expense						
	Operations and Maintenance				2,500		
	Account Total	0	0	0	2,500	2,500-	2,500-
201400	USF-GRADUATE ADVISING/SUPPORT-FINE						
	Expense						
	Operations and Maintenance				2,303		
	Account Total	0	0	0	2,303	2,303-	2,303-
201405	USF-BAND ACTIVITIES						
	Expense						
	Wages				2,500		
	Operations and Maintenance				66,325		
	Account Total	0	0	0	68,825	68,825-	68,825-
201410	USF-CHOIR ACTIVITIES						
	Expense						
	Operations and Maintenance				6,500		
	Account Total	0	0	0	6,500	6,500-	6,500-
201415	USF-TEXAN NEWS SERVICES						
	Expense						
	Operations and Maintenance				15,000		
	Account Total	0	0	0	15,000	15,000-	15,000-
201420	USF-STUDENT ORG TRAVEL-COLFA						
	Expense						
	Operations and Maintenance				4,000		
	Account Total	0	0	0	4,000	4,000-	4,000-
201425	USF-STUDENT ORG TRAVEL-CHOIR						
	Expense						
	Operations and Maintenance				7,000		
	Account Total	0	0	0	7,000	7,000-	7,000-
201500	USF-GRADUATE ADVISING/SUPPORT-EDUCA						
	Expense						
	Operations and Maintenance				12,854		
	Account Total	0	0	0	12,854	12,854-	12,854-

Printed on a Xerox 9700 Laser Printing System at the Computing Services Center / Texas A&M University

Form: URGB01 (02/05/85)

Account	Description	Beginning Balance	Revenues	Net Allocations	Expenditures	Increase (Decrease)	Ending Balance
201510	USF-STUDENT ORG TRAVEL-COE						
	Expense						
	Operations and Maintenance				4,000		
	Account Total	0	0	0	4,000	4,000-	4,000-
201600	USF-AGRICULTURAL FACILITIES						
	Expense						
	Operations and Maintenance				130,000		
	Account Total	0	0	0	130,000	130,000-	130,000-
201610	USF-GRADUATE ADVISING/SUPPORT-AG/HS						
	Expense						
	Operations and Maintenance				2,102		
	Account Total	0	0	0	2,102	2,102-	2,102-
201620	USF-RODEO EQUIPMENT AND MAINTENANCE						
	Expense						
	Operations and Maintenance				30,000		
	Account Total	0	0	0	30,000	30,000-	30,000-
201630	USF-RODEO ACTIVITIES						
	Expense						
	Wages				22,139		
	Operations and Maintenance				197,851		
	Account Total	0	0	0	219,990	219,990-	219,990-
201651	USF-STUDENT ORG TRAVEL-CA&ES						
	Expense						
	Operations and Maintenance				4,000		
	Account Total	0	0	0	4,000	4,000-	4,000-
201653	USF-STUDENT ORG TRAVEL-LIVESTOCK						
	Expense						
	Operations and Maintenance				15,000		
	Account Total	0	0	0	15,000	15,000-	15,000-
201655	USF-STUDENT ORG TRAVEL-PLANT ID						
	Expense						
	Operations and Maintenance				3,500		
	Account Total	0	0	0	3,500	3,500-	3,500-
201656	USF-STUDENT ORG TRAVEL-TURFGRASS						
	Expense						
	Operations and Maintenance				1,800		
	Account Total	0	0	0	1,800	1,800-	1,800-

Printed on a Xerox 9700 Laser Printing System at the Computing Services Center / Texas A&M University

Form: URGB01 (02/05/85)

Account	Description	Beginning Balance	Revenues	Net Allocations	Expenditures	Increase (Decrease)	Ending Balance
201657	USF-STUDENT ORG TRAVEL-STOCK HORSE						
	Expense						
	Operations and Maintenance				2,000		
	Account Total	0	0	0	2,000	2,000-	2,000-
201658	USF-STUDENT ORG TRAVEL-WILDLIFE SOC						
	Expense						
	Operations and Maintenance				2,000		
	Account Total	0	0	0	2,000	2,000-	2,000-
201659	USF-STUDENT ORG TRAVEL-LIVESTOCK &						
	Expense						
	Operations and Maintenance				13,295		
	Account Total	0	0	0	13,295	13,295-	13,295-
201660	USF-STUDENT ORG TRAVEL-EQUINE QUIZ						
	Expense						
	Operations and Maintenance				1,000		
	Account Total	0	0	0	1,000	1,000-	1,000-
201661	USF-STUDENT ORG TRAVEL-EQUESTRIAN						
	Expense						
	Operations and Maintenance				6,000		
	Account Total	0	0	0	6,000	6,000-	6,000-
201662	USF-STUDENT ORG TRAVEL-COLLEGIATE						
	Expense						
	Operations and Maintenance				1,000		
	Account Total	0	0	0	1,000	1,000-	1,000-
201663	USF-STUDENT ORG TRAVEL-WILDLIFE						
	Expense						
	Operations and Maintenance				3,000		
	Account Total	0	0	0	3,000	3,000-	3,000-
201700-00000	USF-INSTRUCTIONAL EQUIPMENT ACADEMI						
	Expense						
	Operations and Maintenance				935,000		
	Account Total	0	0	0	935,000	935,000-	935,000-
201701	USF-LIBRARY-LOCAL						
	Expense						
	Wages				10,769		
	Operations and Maintenance				1,695,600		
	Account Total	0	0	0	1,706,369	1,706,369-	1,706,369-

Printed on a Xerox 9700 Laser Printing System at the Computing Services Center / Texas A&M University

Form: URGB01 (02/05/85)

Account	Description	Beginning Balance	Revenues	Net Allocations	Expenditures	Increase (Decrease)	Ending Balance
201702	USF-REGISTRAR'S OFFICE-LOCAL						
	Expense						
	Salaries - Non-Faculty				34,726		
	Wages				17,515		
	Operations and Maintenance				101,650		
	Account Total	0	0	0	153,891	153,891-	153,891-
201703-00000	USF-COMMENCEMENTS						
	Expense						
	Operations and Maintenance				240,156		
	Account Total	0	0	0	240,156	240,156-	240,156-
201705	USF-WRITING INTENSIVE PROGRAM COURS						
	Expense						
	Salaries - Faculty				117,131		
	Salaries - Non-Faculty				11,154		
	Account Total	0	0	0	128,285	128,285-	128,285-
201706-00000	USF-DISTANCE EDUCATION SUPPORT FUND						
	Expense						
	Wages				13,124		
	Operations and Maintenance				298,943		
	Account Total	0	0	0	312,067	312,067-	312,067-
201706-00001	USF-CII SALARIES						
	Expense						
	Salaries - Non-Faculty				172,889		
	Account Total	0	0	0	172,889	172,889-	172,889-
201707	USF-DISTANCE EDUCATION OPERATING RE						
	Expense						
	Salaries - Non-Faculty				298,966		
	Account Total	0	0	0	298,966	298,966-	298,966-
201708	USF-ACADEMIC SUPPORT AND ADVISING I						
	Expense						
	Salaries - Non-Faculty				115,051		
	Operations and Maintenance				83,802		
	Account Total	0	0	0	198,853	198,853-	198,853-
201709	USF-COMPUTER LAB-BUSINESS BLDG-LOCA						
	Expense						
	Wages				42,350		
	Account Total	0	0	0	42,350	42,350-	42,350-

Printed on a Xerox 9700 Laser Printing System at the Computing Services Center / Texas A&M University

Form: URGB01 (02/05/85)

Account	Description	Beginning Balance	Revenues	Net Allocations	Expenditures	Increase (Decrease)	Ending Balance
201710	USF-CRC LAB-LOCAL						
	Expense						
	Wages				50,518		
	Operations and Maintenance				10,788		
	Account Total	0	0	0	61,306	61,306-	61,306-
201711	USF-ACADEMIC ADVISING SERVICES						
	Expense						
	Salaries - Faculty				42,840		
	Salaries - Non-Faculty				553,609		
	Wages				103,297		
	Operations and Maintenance				26,818		
	Account Total	0	0	0	726,564	726,564-	726,564-
201712-00000	USF-ACADEMIC SUPPORT CENTERS						
	Expense						
	Wages				40,000		
	Operations and Maintenance				271,822		
	Account Total	0	0	0	311,822	311,822-	311,822-
201712-00001	USF-ASC-SALARIES						
	Expense						
	Salaries - Faculty				64,845		
	Account Total	0	0	0	64,845	64,845-	64,845-
201713	USF-GRADUATE ADVISING AND SUPPORT S						
	Expense						
	Salaries - Non-Faculty				25,600		
	Operations and Maintenance				16,387		
	Account Total	0	0	0	41,987	41,987-	41,987-
201714	USF-OUTREACH ADVISING						
	Expense						
	Salaries - Non-Faculty				51,115		
	Operations and Maintenance				109,437		
	Account Total	0	0	0	160,552	160,552-	160,552-
201715-00000	USF-ACADEMIC OFF CAMPUS PROGRAM OPE						
	Expense						
	Operations and Maintenance				311,960		
	Account Total	0	0	0	311,960	311,960-	311,960-
201717	USF-UNIVERSITY TESTING						
	Expense						
	Salaries - Non-Faculty				169,099		
	Wages				5,345		
	Operations and Maintenance				3,663		
	Account Total	0	0	0	178,107	178,107-	178,107-

Printed on a Xerox 9700 Laser Printing System at the Computing Services Center / Texas A&M University

Form: URGB01 (02/05/85)

Account	Description	Beginning Balance	Revenues	Net Allocations	Expenditures	Increase (Decrease)	Ending Balance
201718-00000	USF-FORT WORTH-WACO INITIATIVE						
	Expense						
	Salaries - Faculty				49,799		
	Salaries - Non-Faculty				465,869		
	Wages				37,000		
	Operations and Maintenance				64,904		
	Account Total	0	0	0	617,572	617,572-	617,572-
201718-00100	C/S-TITLE IV-E						
	Expense						
	Salaries - Non-Faculty				32,463		
	Account Total	0	0	0	32,463	32,463-	32,463-
201720	USF-CAMPUS DIVERSITY PROGRAMMING						
	Expense						
	Operations and Maintenance				20,000		
	Account Total	0	0	0	20,000	20,000-	20,000-
201721	USF-INTERNATIONAL EDUCATION SCHOLAR						
	Expense						
	Operations and Maintenance				116,636		
	Account Total	0	0	0	116,636	116,636-	116,636-
201722-00000	USF-PRODUCTIVITY INCENTIVES						
	Expense						
	Operations and Maintenance				50,700		
	Account Total	0	0	0	50,700	50,700-	50,700-
201723	USF-COAHS SCHOLARSHIP						
	Expense						
	Operations and Maintenance				4,000		
	Account Total	0	0	0	4,000	4,000-	4,000-
201724	USF-ACADEMIC OUTREACH ENGAGEMENT OP						
	Expense						
	Salaries - Non-Faculty				93,923		
	Operations and Maintenance				16,428		
	Account Total	0	0	0	110,351	110,351-	110,351-
201728	USF-UNDERGRADUATE ONLINE OPERATIONS						
	Expense						
	Salaries - Faculty				42,000		
	Operations and Maintenance				99,247		
	Account Total	0	0	0	141,247	141,247-	141,247-
201790	USF-CONTINGENCY-ACADEMIC AFFAIRS						
	Expense						
	Operations and Maintenance				70,000		
	Account Total	0	0	0	70,000	70,000-	70,000-

Printed on a Xerox 9700 Laser Printing System at the Computing Services Center / Texas A&M University

Form: URGB01 (02/05/85)

Account	Description	Beginning Balance	Revenues	Net Allocations	Expenditures	Increase (Decrease)	Ending Balance
201900	USF-FAMIS/CONCUR/BPP OPERATIONAL CO						
	Expense						
	Operations and Maintenance				512,190		
	Account Total	0	0	0	512,190	512,190-	512,190-
201901	USF-ENTERPRISE INFORMATION SYSTEMS						
	Expense						
	Operations and Maintenance				1,489,700		
	Account Total	0	0	0	1,489,700	1,489,700-	1,489,700-
201902	USF-IR NETWORKS AND MAINFRAMES						
	Expense						
	Operations and Maintenance				578,361		
	Account Total	0	0	0	578,361	578,361-	578,361-
201903	USF-IR APPLICATIONS-LOCAL						
	Expense						
	Operations and Maintenance				24,880		
	Account Total	0	0	0	24,880	24,880-	24,880-
201904	USF-TELECOMM TRANS-TEXAS VIDEO NETW						
	Expense						
	Operations and Maintenance				209,429		
	Account Total	0	0	0	209,429	209,429-	209,429-
201905	USF-IT DISASTER RECOVERY/BUSINESS C						
	Expense						
	Operations and Maintenance				35,000		
	Account Total	0	0	0	35,000	35,000-	35,000-
201906	USF-ITS EXECUTIVE DIRECTOR						
	Expense						
	Operations and Maintenance				176,033		
	Account Total	0	0	0	176,033	176,033-	176,033-
201908	USF-USER SUPPORT SERVICES						
	Expense						
	Wages				221,565		
	Operations and Maintenance				223,490		
	Account Total	0	0	0	445,055	445,055-	445,055-
201909	USF-SERVER SUPPORT						
	Expense						
	Operations and Maintenance				474,150		
	Account Total	0	0	0	474,150	474,150-	474,150-

Printed on a Xerox 9700 Laser Printing System at the Computing Services Center / Texas A&M University

Form: URGB01 (02/05/85)

Account	Description	Beginning Balance	Revenues	Net Allocations	Expenditures	Increase (Decrease)	Ending Balance
201910	USF-ITS SECURITY						
	Expense						
	Operations and Maintenance				189,740		
	Account Total	0	0	0	189,740	189,740-	189,740-
201911	USF-UNIVERSITY COMPUTING						
	Expense						
	Operations and Maintenance				525,000		
	Account Total	0	0	0	525,000	525,000-	525,000-
201912	USF-COMPUTER REPLACEMENT						
	Expense						
	Operations and Maintenance				790,000		
	Account Total	0	0	0	790,000	790,000-	790,000-
201913	USF-PROJECT MANAGEMENT						
	Expense						
	Operations and Maintenance				15,000		
	Account Total	0	0	0	15,000	15,000-	15,000-
201915-00000	USF-ITS PROJECTS						
	Expense						
	Operations and Maintenance				150,200		
	Account Total	0	0	0	150,200	150,200-	150,200-
201916	USF-FORT WORTH BUILDING LEASE & EXP						
	Expense						
	Operations and Maintenance				752,121		
	Account Total	0	0	0	752,121	752,121-	752,121-
201917	USF-MCLENNAN COMMUNITY COLLEGE FACI						
	Expense						
	Operations and Maintenance				278,000		
	Account Total	0	0	0	278,000	278,000-	278,000-
201921	UNIVERSITY SERVICES FEE BENEFITS						
	Expense						
	Benefits				1,030,000		
	Account Total	0	0	0	1,030,000	1,030,000-	1,030,000-
228010-00000	TUITION DIFF-COE-REVENUE						
	Revenue						
	Tuition - Designate		129,219				
	Account Total	0	129,219	0	0	129,219	129,219
228011	TUITION DIFF-COE PROVOST						
	Expense						
	Operations and Maintenance				12,289		
	Account Total	0	0	0	12,289	12,289-	12,289-

Printed on a Xerox 9700 Laser Printing System at the Computing Services Center / Texas A&M University

Form: URGB01 (02/05/85)

Account	Description	Beginning Balance	Revenues	Net Allocations	Expenditures	Increase (Decrease)	Ending Balance
228012-00000	TUITION DIFF-COE OPERATING						
	Expense						
	Operations and Maintenance				116,930		
	Account Total	0	0	0	116,930	116,930-	116,930-
228020-00000	TUITION DIFF-COLFA-REVENUE						
	Revenue						
	Tuition - Designate		146,140				
	Account Total	0	146,140	0	0	146,140	146,140
228021	TUITION DIFF-COLFA PROVOST						
	Expense						
	Operations and Maintenance				13,379		
	Account Total	0	0	0	13,379	13,379-	13,379-
228022-00000	TUITION DIFF-COLFA OPERATING						
	Expense						
	Operations and Maintenance				125,207		
	Account Total	0	0	0	125,207	125,207-	125,207-
228022-00001	TUITION DIFF-COLFA DEAN						
	Expense						
	Salaries - Faculty				6,569		
	Benefits				985		
	Account Total	0	0	0	7,554	7,554-	7,554-
228030-00000	TUITION DIFF-COAES-REVENUE						
	Revenue						
	Tuition - Designate		304,808				
	Account Total	0	304,808	0	0	304,808	304,808
228031	TUITION DIFF-COAES PROVOST						
	Expense						
	Operations and Maintenance				29,256		
	Account Total	0	0	0	29,256	29,256-	29,256-
228032-00000	TUITION DIFF-COAES OPERATING						
	Expense						
	Operations and Maintenance				275,552		
	Account Total	0	0	0	275,552	275,552-	275,552-
228040-00000	TUITION DIFF-COST-REVENUE						
	Revenue						
	Tuition - Designate		657,952				
	Account Total	0	657,952	0	0	657,952	657,952

Printed on a Xerox 9700 Laser Printing System at the Computing Services Center / Texas A&M University

Form: URGB01 (02/05/85)

Account	Description	Beginning Balance	Revenues	Net Allocations	Expenditures	Increase (Decrease)	Ending Balance
228041	TUITION DIFF-COST PROVOST						
	Expense						
	Operations and Maintenance				66,645		
	Account Total	0	0	0	66,645	66,645-	66,645-
228042-00000	TUITION DIFF-COST OPERATING						
	Expense						
	Operations and Maintenance				500,736		
	Account Total	0	0	0	500,736	500,736-	500,736-
228042-00001	TUITION DIFF-COST DEAN						
	Expense						
	Salaries - Faculty				3,003		
	Benefits				450		
	Account Total	0	0	0	3,453	3,453-	3,453-
228042-00002	TUITION DIFF-COST BIOLOGY						
	Expense						
	Salaries - Non-Faculty				52,162		
	Benefits				7,824		
	Account Total	0	0	0	59,986	59,986-	59,986-
228042-00003	TUITION DIFF-COST CHEMISTRY						
	Expense						
	Salaries - Faculty				9,644		
	Benefits				1,447		
	Account Total	0	0	0	11,091	11,091-	11,091-
228042-00006	TUITION DIFF-COST MATH						
	Expense						
	Salaries - Faculty				13,949		
	Benefits				2,092		
	Account Total	0	0	0	16,041	16,041-	16,041-
228060-00000	TUITION DIFF-ENGR-REVENUE						
	Revenue						
	Tuition - Designate		381,416				
	Account Total	0	381,416	0	0	381,416	381,416
228061	TUITION DIFF-ENGR PROVOST CONTINGEN						
	Expense						
	Operations and Maintenance				39,598		
	Account Total	0	0	0	39,598	39,598-	39,598-
228062	TUITION DIFF-ENGR OPERATING						
	Expense						
	Operations and Maintenance				62,155		
	Account Total	0	0	0	62,155	62,155-	62,155-

Printed on a Xerox 9700 Laser Printing System at the Computing Services Center / Texas A&M University

Form: URGB01 (02/05/85)

Account	Description	Beginning Balance	Revenues	Net Allocations	Expenditures	Increase (Decrease)	Ending Balance
228063	TUITION DIFF-ENGR PROVOST						
	Expense						
	Salaries - Faculty				220,359		
	Benefits				33,054		
	Operations and Maintenance				26,250		
	Account Total	0	0	0	279,663	279,663-	279,663-
228070-00000	TUITION DIFF-COBA-REVENUE						
	Revenue						
	Tuition - Designate		1,193,095				
	Account Total	0	1,193,095	0	0	1,193,095	1,193,095
228072-00000	TUITION DIFF-COBA OPERATING						
	Expense						
	Operations and Maintenance				9,000		
	Account Total	0	0	0	9,000	9,000-	9,000-
228073	TUITION DIFF-COBA PROVOST						
	Expense						
	Salaries - Faculty				1,005,663		
	Salaries - Non-Faculty				32,754		
	Benefits				145,678		
	Account Total	0	0	0	1,184,095	1,184,095-	1,184,095-
228100-00000	TUITION DIFF-CJ-REVENUE						
	Revenue						
	Tuition - Designate		289,709				
	Account Total	0	289,709	0	0	289,709	289,709
228101	TUITION DIFF-CJ-PROVOST						
	Expense						
	Operations and Maintenance				19,803		
	Account Total	0	0	0	19,803	19,803-	19,803-
228102	TUITION DIFF-CJ-OPERATING						
	Expense						
	Operations and Maintenance				269,906		
	Account Total	0	0	0	269,906	269,906-	269,906-
228150-00000	TUITION DIFF-CHSHS-REVENUE						
	Revenue						
	Tuition - Designate		906,010				
	Account Total	0	906,010	0	0	906,010	906,010
228151	TUITION DIFF-CHSHS PROVOST CONTINGE						
	Expense						
	Operations and Maintenance				84,399		
	Account Total	0	0	0	84,399	84,399-	84,399-

Printed on a Xerox 9700 Laser Printing System at the Computing Services Center / Texas A&M University

Form: URGB01 (02/05/85)

Account	Description	Beginning Balance	Revenues	Net Allocations	Expenditures	Increase (Decrease)	Ending Balance
228152-00000	TUITION DIFF-CHSHS OPERATING						
	Expense						
	Operations and Maintenance				284,631		
	Account Total	0	0	0	284,631	284,631-	284,631-
228152-00001	TUITION DIFF-CHSHS DEAN						
	Expense						
	Salaries - Faculty				6,849		
	Benefits				1,370		
	Account Total	0	0	0	8,219	8,219-	8,219-
228152-00002	TUITION DIFF-CHSHS NURSING						
	Expense						
	Salaries - Non-Faculty				26,336		
	Benefits				10,534		
	Account Total	0	0	0	36,870	36,870-	36,870-
228152-00003	TUITION DIFF-CHSHS MLS						
	Expense						
	Salaries - Faculty				14,140		
	Benefits				1,361		
	Account Total	0	0	0	15,501	15,501-	15,501-
228153	TUITION DIFF-CHSHS PROVOST						
	Expense						
	Salaries - Faculty				396,992		
	Benefits				79,398		
	Account Total	0	0	0	476,390	476,390-	476,390-
241260	TARLETON TUITION GRANT-UNDERGRADUAT						
	Expense						
	Scholarships				2,938,461		
	Account Total	0	0	2,938,461	2,938,461	0	0
241270-00000	TARLETON TUITION GRANT-GRADUATE						
	Expense						
	Scholarships				288,205		
	Account Total	0	0	288,205	288,205	0	0
241500	FEE REMISSIONS AND EXEMPTIONS						
	Revenue						
	Exemptions		3,400,000				
	Expense						
	Scholarships				3,400,000		
	Account Total	0	3,400,000	0	3,400,000	0	0

Printed on a Xerox 9700 Laser Printing System at the Computing Services Center / Texas A&M University

Form: URGB01 (02/05/85)

Account	Description	Beginning Balance	Revenues	Net Allocations	Expenditures	Increase (Decrease)	Ending Balance
249980	TUITION DISCOUNTS AND ALLOWANCES						
	Revenue						
	Discounts and Allow		12,180,901-				
	Discounts and Allow		9,219,601-				
	Expense						
	Scholarship Discounts				21,400,502-		
	Account Total	0	21,400,502-	0	21,400,502-	0	0
280110	BUDGET ONLY FG 20 (10)						
	Revenue						
	Fees		770,783				
	Gifts		3,526-				
	Sales and Services		194,728				
	Other Operating Inc		3,233				
	Other Non-Operating		4,950				
	Expense						
	Salaries - Faculty				11,732		
	Salaries - Non-Faculty				59,981		
	Wages				55,805		
	Benefits				1,936,228		
	Operations and Maintenance				7,266,130		
	Other Non-Operating Expense				13,383,146-		
	Account Total	43,000,000	970,168	0	4,053,270-	5,023,438	48,023,438
280115	BUDGET ONLY FG 20 (15)						
	Revenue						
	Contracts and Grant		3,539				
	Expense						
	Salaries - Faculty				38,196		
	Salaries - Non-Faculty				70,545		
	Wages				37,272		
	Benefits				58,066		
	Scholarships				3,077		
	Operations and Maintenance				970,976		
	Equipment (Capitalized)				807,017		
	Account Total	0	3,539	0	1,985,149	1,981,610-	1,981,610-

Printed on a Xerox 9700 Laser Printing System at the Computing Services Center / Texas A&M University

Form: URGB01 (02/05/85)

Account	Description	Beginning Balance	Revenues	Net Allocations	Expenditures	Increase (Decrease)	Ending Balance
280121	BUDGET ONLY FG 20 (20)						
	Revenue						
	Fees		400				
	Contracts and Grant		2,892-				
	Gifts		28,502				
	Sales and Services		1,219,988				
	Investment Income		1,211				
	Other Operating Inc		186,316				
	Expense						
	Salaries - Faculty				41,488		
	Salaries - Non-Faculty				246,363		
	Wages				24,812		
	Benefits				85,844		
	Operations and Maintenance				929,688		
	Account Total	0	1,433,525	0	1,328,195	105,330	105,330
280125	BUDGET ONLY FG 20 (25)						
	Revenue						
	Fees		30,668				
	Gifts		2,510				
	Sales and Services		93,320				
	Other Operating Inc		12,222				
	Expense						
	Salaries - Faculty				700		
	Wages				16,545		
	Benefits				301,256		
	Utilities				4,743		
	Operations and Maintenance				65,342-		
	Equipment (Capitalized)				201		
	Account Total	0	138,720	0	258,103	119,383-	119,383-
280130	BUDGET ONLY FG 20 (30)						
	Revenue						
	Fees		662,454				
	Contracts and Grant		737				
	Gifts		1,400				
	Sales and Services		246,893				
	Investment Income		7,850				
	Other Operating Inc		7,400				
	Other Non-Operating		900				
	Expense						
	Salaries - Non-Faculty				191,046		
	Wages				48,201		
	Benefits				623,028		
	Operations and Maintenance				1,502,632		
	Account Total	0	927,634	0	2,364,907	1,437,273-	1,437,273-

Printed on a Xerox 9700 Laser Printing System at the Computing Services Center / Texas A&M University

Form: URGB01 (02/05/85)

Account	Description	Beginning Balance	Revenues	Net Allocations	Expenditures	Increase (Decrease)	Ending Balance
280135	BUDGET ONLY FG 20 (35)						
	Revenue						
	Fees		214,323				
	Contracts and Grant		689,282				
	Gifts		118,242				
	Sales and Services		45,468				
	Investment Income		1,334				
	Other Operating Inc		2,740				
	Expense						
	Salaries - Non-Faculty				38,352		
	Wages				44,444		
	Benefits				2,888,850-		
	Scholarships				3,000		
	Operations and Maintenance				7,062,020-		
	Equipment (Capitalized)				7,758		
	Account Total	0	1,071,389	0	9,857,316-	10,928,705	10,928,705
280140	BUDGET ONLY FG 20 (40)						
	Revenue						
	Sales and Services		7,483				
	Expense						
	Benefits				90,811		
	Utilities				1,083-		
	Operations and Maintenance				159,031		
	Account Total	0	7,483	0	248,759	241,276-	241,276-
280160	BUDGET ONLY FG 20 (60)						
	Revenue						
	Investment Income		3,456				
	Other Operating Inc		40,674				
	Expense						
	Scholarships				24,591,933		
	Account Total	0	44,130	0	24,591,933	24,547,803-	24,547,803-

Printed on a Xerox 9700 Laser Printing System at the Computing Services Center / Texas A&M University

Form: URGB01 (02/05/85)

Account	Description	Beginning Balance	Revenues	Net Allocations	Expenditures	Increase (Decrease)	Ending Balance
Designated Funds - Board Approved							
	Revenue						
	Tuition - Designate		40,414,773				
	Discounts and Allow		12,180,901-				
	Fees		28,626,971				
	Discounts and Allow		9,219,601-				
	Exemptions		3,400,000				
	Contracts and Grant		690,666				
	Gifts		147,128				
	Sales and Services		1,807,880				
	Investment Income		13,851				
	Other Operating Inc		252,585				
	Other Non-Operating		5,850				
	Expense						
	Salaries - Faculty				10,238,462		
	Salaries - Non-Faculty				7,876,417		
	Wages				2,243,996		
	Benefits				3,924,555		
	Utilities				1,350,815		
	Scholarships				31,224,676		
	Scholarship Discounts				21,400,502-		
	Operations and Maintenance				32,386,317		
	Equipment (Capitalized)				814,976		
	Other Non-Operating Expense				13,383,146-		
	Grand Total	43,000,000	53,959,202	0	55,276,566	1,317,364-	41,682,636

Printed on a Xerox 9700 Laser Printing System at the Computing Services Center / Texas A&M University

Form: URGB01 (02/05/85)

Account	Description	Beginning Balance	Revenues	Net Allocations	Expenditures	Increase (Decrease)	Ending Balance
280600-00000	CENTRAL SERVICES						
	Revenue						
	Sales and Services		83,031				
	Expense						
	Wages				11,335		
	Benefits				238		
	Operations and Maintenance				71,458		
	Account Total	0	83,031	0	83,031	0	0
281100	TIAER LABORATORY SERVICES						
	Revenue						
	Sales and Services		134,636				
	Expense						
	Salaries - Non-Faculty				52,559		
	Wages				30,766		
	Benefits				20,699		
	Operations and Maintenance				30,612		
	Account Total	0	134,636	0	134,636	0	0
282000	UCI RESERVE						
	Revenue						
	Sales and Services		32,989				
	Expense						
	Benefits				14,819		
	Account Total	0	32,989	0	14,819	18,170	18,170
283000	LUMP SUM RESERVE						
	Revenue						
	Sales and Services		430,000				
	Expense						
	Wages				390,995		
	Benefits				30,221		
	Account Total	0	430,000	0	421,216	8,784	8,784

Printed on a Xerox 9700 Laser Printing System at the Computing Services Center / Texas A&M University

Form: URGB01 (02/05/85)

Account	Description	Beginning Balance	Revenues	Net Allocations	Expenditures	Increase (Decrease)	Ending Balance
Designated Service Departments - Board Approved							
	Revenue						
	Sales and Services		680,656				
	Expense						
	Salaries - Non-Faculty				52,559		
	Wages				433,096		
	Benefits				65,977		
	Operations and Maintenance				102,070		
	Grand Total	0	680,656	0	653,702	26,954	26,954

Printed on a Xerox 9700 Laser Printing System at the Computing Services Center / Texas A&M University

Form: URGB01 (02/05/85)

Account	Description	Beginning Balance	Revenues	Net Allocations	Expenditures	Increase (Decrease)	Ending Balance
301350-00000	UNALLOC. STUDENT CENTER COMPLEX FEE						
	Revenue						
	Fees		692,904				
	Account Total	0	692,904	0	0	692,904	692,904
303100-00000	PARKING FACILITIES						
	Revenue						
	Sales and Services		905,779				
	Account Total	0	905,779	0	0	905,779	905,779
306400	FEE REMISSIONS AND EXEMPTIONS						
	Revenue						
	Exemptions		400,000				
	Expense						
	Scholarships				400,000		
	Account Total	0	400,000	0	400,000	0	0
306450	TUITION DISCOUNTS AND ALLOWANCES						
	Revenue						
	Discounts and Allow		2,842,612-				
	Discounts and Allow		6,622,255-				
	Expense						
	Scholarship Discounts				9,464,867-		
	Account Total	0	9,464,867-	0	9,464,867-	0	0
307275	HOUSING APPLICATION FEE						
	Revenue						
	Fees		242,680				
	Account Total	0	242,680	0	0	242,680	242,680
308800-00000	UNALLOCATED RECREATIONAL SPORTS FEE						
	Revenue						
	Fees		1,869,448				
	Account Total	0	1,869,448	0	0	1,869,448	1,869,448
311000-00000	HEALTH FEE REVENUE						
	Revenue						
	Fees		1,047,721				
	Account Total	0	1,047,721	0	0	1,047,721	1,047,721
350001-00000	ATHLETICS FEE REVENUE						
	Revenue						
	Fees		4,694,474				
	Account Total	0	4,694,474	0	0	4,694,474	4,694,474

Printed on a Xerox 9700 Laser Printing System at the Computing Services Center / Texas A&M University

Form: URGB01 (02/05/85)

Account	Description	Beginning Balance	Revenues	Net Allocations	Expenditures	Increase (Decrease)	Ending Balance
380070	BUDGET ONLY FG 30 (70)						
	Revenue						
	Contracts and Grant		26,000				
	Gifts		8,940				
	Sales and Services		28,379,639				
	Investment Income		1,423,213				
	Other Operating Inc		333,066				
	Other Non-Operating		857				
	Expense						
	Salaries - Faculty				46,517		
	Salaries - Non-Faculty				5,530,418		
	Wages				1,187,994		
	Benefits				1,822,645		
	Utilities				853,608		
	Scholarships				3,631,040		
	Operations and Maintenance				16,339,414		
	Equipment (Capitalized)				250,891		
	Other Non-Operating Expense				4,372,000		
	Account Total	10,000,000	30,171,715	0	34,034,527	3,862,812-	6,137,188

Printed on a Xerox 9700 Laser Printing System at the Computing Services Center / Texas A&M University

Form: URGB01 (02/05/85)

Account	Description	Beginning Balance	Revenues	Net Allocations	Expenditures	Increase (Decrease)	Ending Balance
Auxiliary Enterprises - Board Approved							
	Revenue						
	Fees		8,547,227				
	Discounts and Allow		2,842,612-				
	Exemptions		400,000				
	Contracts and Grant		26,000				
	Gifts		8,940				
	Sales and Services		29,285,418				
	Discounts and Allow		6,622,255-				
	Investment Income		1,423,213				
	Other Operating Inc		333,066				
	Other Non-Operating		857				
	Expense						
	Salaries - Faculty				46,517		
	Salaries - Non-Faculty				5,530,418		
	Wages				1,187,994		
	Benefits				1,822,645		
	Utilities				853,608		
	Scholarships				4,031,040		
	Scholarship Discounts				9,464,867-		
	Operations and Maintenance				16,339,414		
	Equipment (Capitalized)				250,891		
	Other Non-Operating Expense				4,372,000		
	Grand Total	10,000,000	30,559,854	0	24,969,660	5,590,194	15,590,194

Printed on a Xerox 9700 Laser Printing System at the Computing Services Center / Texas A&M University

Form: URGB01 (02/05/85)

Account	Description	Beginning Balance	Revenues	Net Allocations	Expenditures	Increase (Decrease)	Ending Balance

****
* *
* BLANK PAGE *
* *
****

Printed on a Xerox 9700 Laser Printing System at the Computing Services Center / Texas A&M University

Form: URGB01 (02/05/85)

Account	Description	Beginning Balance	Revenues	Net Allocations	Expenditures	Increase (Decrease)	Ending Balance
480010	BUDGET ONLY FG 40 (10)						
	Revenue						
	Contracts and Grant		633,517				
	Gifts		68,605				
	Sales and Services		17,299				
	Investment Income		37,635				
	Expense						
	Salaries - Faculty				92,429		
	Salaries - Non-Faculty				299,549		
	Wages				68,937		
	Benefits				115,230		
	Scholarships				41,291		
	Operations and Maintenance				280,036		
	Other Non-Operating Expense				751,255		
	Account Total	9,725,000	757,056	0	1,648,727	891,671-	8,833,329
480015	BUDGET ONLY FG 40 (15)						
	Revenue						
	Contracts and Grant		5,914,129				
	Gifts		1,650				
	Sales and Services		3,304				
	Expense						
	Salaries - Faculty				133,565		
	Salaries - Non-Faculty				3,060,730		
	Wages				205,535		
	Benefits				870,749		
	Utilities				1,000		
	Scholarships				57,201		
	Operations and Maintenance				2,184,954		
	Equipment (Capitalized)				80,460		
	Other Non-Operating Expense				1,814,000		
	Account Total	0	5,919,083	0	8,408,194	2,489,111-	2,489,111-
480020	BUDGET ONLY FG 40 (20)						
	Revenue						
	Contracts and Grant		271,684				
	Gifts		77,714				
	Sales and Services		52,562				
	Investment Income		555,777				
	Expense						
	Salaries - Faculty				29,614		
	Salaries - Non-Faculty				176,504		
	Wages				47,354		
	Benefits				66,163		
	Utilities				18,333		
	Operations and Maintenance				316,352		
	Other Non-Operating Expense				355,000		
	Account Total	0	957,737	0	1,009,320	51,583-	51,583-

Printed on a Xerox 9700 Laser Printing System at the Computing Services Center / Texas A&M University

Form: URGB01 (02/05/85)

Account	Description	Beginning Balance	Revenues	Net Allocations	Expenditures	Increase (Decrease)	Ending Balance
480025	BUDGET ONLY FG 40 (25)						
	Revenue						
	Contracts and Grant		20,000				
	Gifts		239,047				
	Sales and Services		82,749				
	Investment Income		7,114				
	Other Non-Operating		18,635				
	Expense						
	Salaries - Faculty				11,409		
	Salaries - Non-Faculty				63,036		
	Wages				31,554		
	Benefits				13,774		
	Utilities				838		
	Operations and Maintenance				290,624		
	Equipment (Capitalized)				11,442		
	Account Total	0	367,545	0	422,677	55,132-	55,132-
480030	BUDGET ONLY FG 40 (30)						
	Revenue						
	Contracts and Grant		231,969				
	Student Financial A		209,326				
	Gifts		206,573-				
	Sales and Services		245,777				
	Investment Income		28,913				
	Other Operating Inc		30,974				
	Expense						
	Salaries - Faculty				43,000		
	Salaries - Non-Faculty				54,691		
	Wages				266,585		
	Benefits				23,585		
	Utilities				1,500		
	Scholarships				80		
	Operations and Maintenance				669,157		
	Equipment (Capitalized)				14,460		
	Other Non-Operating Expense				1,883,000		
	Account Total	0	540,386	0	2,956,058	2,415,672-	2,415,672-
480035	BUDGET ONLY FG 40 (35)						
	Revenue						
	Gifts		13,068				
	Sales and Services		95				
	Expense						
	Operations and Maintenance				7,774		
	Account Total	0	13,163	0	7,774	5,389	5,389

Printed on a Xerox 9700 Laser Printing System at the Computing Services Center / Texas A&M University

Form: URGB01 (02/05/85)

Account	Description	Beginning Balance	Revenues	Net Allocations	Expenditures	Increase (Decrease)	Ending Balance
480040	BUDGET ONLY FG 40 (40)						
	Revenue						
	Gifts		180,676				
	Sales and Services		30				
	Investment Income		2,820				
	Expense						
	Operations and Maintenance				36,842-		
	Equipment (Capitalized)				96,333		
	Other Non-Operating Expense				576,000		
	Account Total	0	183,526	0	635,491	451,965-	451,965-
480060	BUDGET ONLY FG 40 (60)						
	Revenue						
	Contracts and Grant		17,000				
	Student Financial A		29,500,000				
	Gifts		603,231				
	Sales and Services		26				
	Investment Income		903,817				
	Expense						
	Wages				1,289		
	Benefits				50		
	Scholarships				19,944,372		
	Operations and Maintenance				67,361		
	Other Non-Operating Expense				3,000,000		
	Account Total	0	31,024,074	0	23,013,072	8,011,002	8,011,002

Printed on a Xerox 9700 Laser Printing System at the Computing Services Center / Texas A&M University

Form: URGB01 (02/05/85)

Account	Description	Beginning Balance	Revenues	Net Allocations	Expenditures	Increase (Decrease)	Ending Balance
Restricted Funds - Board Approved							
	Revenue						
	Contracts and Grant		7,088,299				
	Student Financial A		29,709,326				
	Gifts		977,418				
	Sales and Services		401,842				
	Investment Income		1,536,076				
	Other Operating Inc		30,974				
	Other Non-Operating		18,635				
	Expense						
	Salaries - Faculty				310,017		
	Salaries - Non-Faculty				3,654,510		
	Wages				621,254		
	Benefits				1,089,551		
	Utilities				21,671		
	Scholarships				20,042,944		
	Operations and Maintenance				3,779,416		
	Equipment (Capitalized)				202,695		
	Other Non-Operating Expense				8,379,255		
	Grand Total	9,725,000	39,762,570	0	38,101,313	1,661,257	11,386,257

Printed on a Xerox 9700 Laser Printing System at the Computing Services Center / Texas A&M University

Form: URGB01 (02/05/85)

Account	Description	Beginning Balance	Revenues	Net Allocations	Expenditures	Increase (Decrease)	Ending Balance

This section not used.

Printed on a Xerox 9700 Laser Printing System at the Computing Services Center / Texas A&M University

Form: URGB01 (02/05/85)

Account	Description	Beginning Balance	Revenues	Net Allocations	Expenditures	Increase (Decrease)	Ending Balance

****
*   *
* BLANK PAGE *
*   *
****

Printed on a Xerox 9700 Laser Printing System at the Computing Services Center / Texas A&M University

Form: URGB01 (02/05/85)

CC	Account	Transaction Description	- Offset - CC	Account	Amount	-------- Actual Entry --------- From ----- CC	Account	To ------ CC	Account	Feed	Mand
04	010010	STATE APPROPRIATION-GENERAL REVENUE									
		FY19 BUDGET TRFS/ALLOC	04	010990	32,811,999.00-	04	100102	04	010990	Y	
		FY19 BUDGET TRFS/ALLOC	04	010995	10,792,006.00-	04	100102	04	010995	Y	
		FY19 BUDGET TRSFS/ALLOC	04	015100	155,230.00-	04	100103	04	180153	Y	
		FY19 BUDGET TRSFS/ALLOC	04	015100	190,817.00-	04	100103	04	150290	Y	
		FY19 BUDGET TRSFS/ALLOC	04	015100	94,879.00-	04	100103	04	150340	Y	
		FY19 BUDGET TRSFS/ALLOC	04	015100	23,167.00-	04	100103	04	135130	Y	
		FY19 BUDGET	04	016000	241,036.00-	04	100432	04	182200	N	
		FY19 BUDGET	04	016000	243,964.00-	04	100432	04	182100	N	
		FY19 BUDGET	04	016500	202,165.00-	04	100302	04	165135	Y	
		FY19 BUDGET	04	016500	45,442.00-	04	100302	04	165140	Y	
		FY19 BUDGET	04	016500	114,956.00-	04	100302	04	165130	Y	
		FY19 BUDGET	04	016500	354,050.00-	04	100302	04	165125	Y	
		FY19 BUDGET	04	016500	80,320.00-	04	100302	04	165115	Y	
		FY19 BUDGET	04	016500	1,585,283.00-	04	100302	04	165110	Y	
		FY19 BUDGET	04	016600	543,107.00-	04	100302	04	166210	Y	
		FY19 BUDGET	04	016600	216,830.00-	04	100302	04	166235	Y	
		FY19 BUDGET	04	016600	5,731.00-	04	100302	04	166230	Y	
		FY19 BUDGET	04	016600	13,447.00-	04	100302	04	166225	Y	
		FY19 BUDGET TRSFS/ALLOC	04	018000	79,953.00-	04	100102	04	180170	Y	
		FY19 BUDGET TRSFS/ALLOC	04	018000	300,000.00-	04	100102	04	181700	Y	
		FY19 BUDGET TRSFS/ALLOC	04	018000	992,377.00-	04	100102	04	181600	Y	
		FY19 BUDGET TRSFS/ALLOC	04	018000	16,245.00-	04	100102	04	181000	Y	
		FY19 BUDGET TRSFS/ALLOC	04	018000	78,998.00-	04	100102	04	180140	Y	
		FY19 BUDGET TRSFS/ALLOC	04	018000	494,928.00-	04	100102	04	180150-00000	Y	
		FY19 BUDGET	04	019000	308,882.00-	04	100342	04	121241	Y	
		FY19 BUDGET	04	019000	118,908.00-	04	100412	04	150015	Y	
		FY19 BUDGET	04	019000	4,000.00-	04	100422	04	133146	Y	
		FY19 BUDGET	04	019000	4,000.00-	04	100422	04	120206	Y	
		FY19 BUDGET	04	019000	60,623.00-	04	100412	04	170115	Y	
		FY19 BUDGET	04	019000	2,657,571.00-	04	100342	04	133141	Y	
		FY19 BUDGET	04	019000	1,007,591.00-	04	100342	04	137161	Y	
		FY19 BUDGET	04	019000	375,455.00-	04	100412	04	137165	Y	
		FY19 BUDGET	04	019000	1,379,719.00-	04	100412	04	133145	Y	
		FY19 BUDGET	04	019000	197,968.00-	04	100412	04	121245	Y	
		FY19 BUDGET	04	019000	79,316.00-	04	100412	04	120205	Y	
		FY19 BUDGET	04	019000	100,006.00-	04	100342	04	170111	Y	
		FY19 BUDGET	04	019000	292,991.00-	04	100342	04	150011	Y	
		FY19 BUDGET	04	019000	920,673.00-	04	100342	04	120201	Y	
		** Decrease in Fund Balance **			57,184,633.00-						
04	010020	STUDENT FEES-TUITION									
		FY19 BUDGET TRSFS/ALLOC	04	010030	750,000.00-	04	101014	04	180105	Y	
		FY19 BUDGET TRSFS/ALLOC	04	010990	237,500.00-	04	101005-00000	04	010990	Y	
		FY19 BUDGET TRSFS/ALLOC	04	010990	286,990.00-	04	101006-00000	04	010990	Y	
		FY19 BUDGET TRSFS/ALLOC	04	010990	1,703,661.00-	04	101002-00000	04	010990	Y	
		FY19 BUDGET TRSFS/ALLOC	04	010990	13,726,787.00-	04	101001-00000	04	010990	Y	

Printed on a Xerox 9700 Laser Printing System at the Computing Services Center / Texas A&M University

Form: URGB01 (02/05/85)

CC	Account	Transaction Description	Offset CC	Offset Account	Amount	Actual Entry From CC	From Account	Actual Entry To CC	To Account	Feed	Mand
04	010020	STUDENT FEES-TUITION									
		FY19 BUDGET TRSFS/ALLOCATIONS	04	011000	134,257.00-	04	101001-00000	04	137115	Y	
		FY19 TRSFS/ALLOC	04	018000	6,187,245.00	04	180106	04	101015	N	
		FY19 BUDGET TRSFS/ALLOCATIONS	04	024710	2,446,067.00-	04	101001-00000	04	247100	N	
		FY19 BUDGET TRSFS/ALLOC	04	024720	52,691.00-	04	101002-00000	04	247200	N	
		** Decrease in Fund Balance **			13,150,708.00-						
04	010025	STUDENT FEES-OTHER									
		FY19 BUDGET TRSFS/ALLOC	04	010990	282,606.00-	04	101010-00000	04	010990	Y	
		** Decrease in Fund Balance **			282,606.00-						
04	010030	OTHER EDUCATIONAL & GENERAL INCOME									
		FY19 BUDGET TRSFS/ALLOC	04	010020	750,000.00	04	101014	04	180105	Y	
		FY19 BUDGET TRSFS/ALLOC	04	010990	61,860.00-	04	102002	04	010990	Y	
		FY19 BUDGET TRSFS/ALLOC	04	010990	652.00-	04	102009	04	010990	Y	
		** Increase in Fund Balance **			687,488.00						
04	010040	SALES & SERVICES-EDU ACTIVITIES									
		FY19 BUDGET TRSFS/ALLOC	04	013800	92,734.00-	04	103102	04	138101	Y	
		FY19 BUDGET TRSFS/ALLOC	04	013800	14,339.00-	04	103109	04	138200	Y	
		FY19 BUDGET TRSFS/ALLOC	04	013800	107,000.00-	04	103101	04	138100	Y	
		FY19 BUDGET TRSFS/ALLOC	04	013800	12,541.00-	04	103103	04	138102	Y	
		** Decrease in Fund Balance **			226,614.00-						
04	010990	UNAPPROPRIATED INCOME									
		FY19 BUDGET TRFS/ALLOC	04	010010	32,811,999.00	04	100102	04	010990	Y	
		FY19 BUDGET TRSFS/ALLOC	04	010020	237,500.00	04	101005-00000	04	010990	Y	
		FY19 BUDGET TRSFS/ALLOC	04	010020	286,990.00	04	101006-00000	04	010990	Y	
		FY19 BUDGET TRSFS/ALLOC	04	010020	1,703,661.00	04	101002-00000	04	010990	Y	
		FY19 BUDGET TRSFS/ALLOC	04	010020	13,726,787.00	04	101001-00000	04	010990	Y	
		FY19 BUDGET TRSFS/ALLOC	04	010025	282,606.00	04	101010-00000	04	010990	Y	
		FY19 BUDGET TRSFS/ALLOC	04	010030	61,860.00	04	102002	04	010990	Y	
		FY19 BUDGET TRSFS/ALLOC	04	010030	652.00	04	102009	04	010990	Y	
		FY19 BUDGET	04	011000	1,817,038.00-	04	010990	04	120125	Y	
		FY19 BUDGET	04	011000	1,141,357.00-	04	010990	04	130120	Y	
		FY19 BUDGET	04	011000	1,046,548.00-	04	010990	04	131141	Y	
		FY19 BUDGET	04	011000	1,703,775.00-	04	010990	04	131140	Y	
		FY19 BUDGET	04	011000	1,396,739.00-	04	010990	04	131130	Y	
		FY19 BUDGET	04	011000	1,563,102.00-	04	010990	04	131110	Y	
		FY19 BUDGET	04	011000	1,576,466.00-	04	010990	04	131102	Y	
		FY19 BUDGET	04	011000	653,039.00-	04	010990	04	131101	Y	
		FY19 BUDGET	04	011000	783,471.00-	04	010990	04	130140	Y	
		FY19 BUDGET	04	011000	1,457,345.00-	04	010990	04	131120	Y	
		FY19 BUDGET	04	011000	1,266,710.00-	04	010990	04	131100-00000	Y	
		FY19 BUDGET	04	011000	828,690.00-	04	010990	04	131121	Y	
		FY19 BUDGET	04	011000	283,314.00-	04	010990	04	120120	Y	
		FY19 BUDGET	04	011000	130,434.00-	04	010990	04	131145	Y	

Printed on a Xerox 9700 Laser Printing System at the Computing Services Center / Texas A&M University

Form: URGB01 (02/05/85)

CC	Account	Transaction Description	- Offset - CC	Account	Amount	Actual Entry From CC	Account	To CC	Account	Feed	Mand
04	010990	UNAPPROPRIATED INCOME									
		FY19 BUDGET	04	011000	1,394,518.00-	04	010990	04	132120	Y	
		FY19 BUDGET	04	011000	268,879.00-	04	010990	04	131142-00100	Y	
		FY19 BUDGET	04	011000	1,233,200.00-	04	010990	04	132130	Y	
		FY19 BUDGET	04	011000	28,606.00-	04	010990	04	131150	Y	
		FY19 BUDGET	04	011000	537,783.00-	04	010990	04	132110	Y	
		FY19 BUDGET	04	011000	401,707.00-	04	010990	04	131142-00000	Y	
		FY19 BUDGET	04	011000	849,473.00-	04	010990	04	132160	Y	
		FY19 BUDGET	04	011000	159,132.00-	04	010990	04	131151	Y	
		FY19 BUDGET	04	011000	2,019,750.00-	04	010990	04	132100	Y	
		FY19 BUDGET	04	011000	145,199.00-	04	010990	04	120110	Y	
		FY19 BUDGET	04	011000	128,039.00-	04	010990	04	121210	Y	
		FY19 BUDGET	04	011000	105,175.00-	04	010990	04	121220	Y	
		FY19 BUDGET	04	011000	233,815.00-	04	010990	04	120500	Y	
		FY19 BUDGET	04	011000	67,425.00-	04	010990	04	120450	Y	
		FY19 BUDGET	04	011000	153,930.00-	04	010990	04	120400	Y	
		FY19 BUDGET	04	011000	346,112.00-	04	010990	04	121240	Y	
		FY19 BUDGET	04	011000	197,877.00-	04	010990	04	120130	Y	
		FY19 BUDGET	04	011000	374,133.00-	04	010990	04	137140	Y	
		FY19 BUDGET	04	011000	1,237,048.00-	04	010990	04	140200	Y	
		FY19 BUDGET	04	011000	18,204.00-	04	010990	04	137190-35660	Y	
		FY19 BUDGET	04	011000	495,509.00-	04	010990	04	137150	Y	
		FY19 BUDGET	04	011000	325,572.00-	04	010990	04	137190-00000	Y	
		FY19 BUDGET	04	011000	141,712.00-	04	010990	04	120129	Y	
		FY19 BUDGET	04	011000	668,320.00-	04	010990	04	135140	Y	
		FY19 BUDGET	04	011000	56,650.00-	04	010990	04	137112	Y	
		FY19 BUDGET	04	011000	224,877.00-	04	010990	04	135120	Y	
		FY19 BUDGET	04	011000	415,675.00-	04	010990	04	137120	Y	
		FY19 BUDGET	04	011000	34,997.00-	04	010990	04	135180	Y	
		FY19 BUDGET	04	011000	429,498.00-	04	010990	04	137110	Y	
		FY19 BUDGET	04	011000	89,149.00-	04	010990	04	135110	Y	
		FY19 BUDGET	04	011000	341,236.00-	04	010990	04	137130	Y	
		FY19 BUDGET	04	011000	11,666.00-	04	010990	04	135190	Y	
		FY19 BUDGET	04	011000	1,020,631.00-	04	010990	04	137100-00000	Y	
		FY19 BUDGET	04	011000	339,713.00-	04	010990	04	120100	Y	
		FY19 BUDGET	04	011000	815,493.00-	04	010990	04	132170	Y	
		FY19 BUDGET	04	011000	21,991.00-	04	010990	04	135100-00000	Y	
		FY19 BUDGET	04	011000	49,695.00-	04	010990	04	135010	Y	
		FY19 BUDGET	04	011000	1,133,766.00-	04	010990	04	133130	Y	
		FY19 BUDGET	04	011000	898,336.00-	04	010990	04	133120	Y	
		FY19 BUDGET	04	011000	627,207.00-	04	010990	04	132180	Y	
		FY19 BUDGET	04	011000	1,655,584.00-	04	010990	04	133100	Y	
		FY19 BUDGET	04	011000	6,058.00-	04	010990	04	121253	Y	
		FY19 BUDGET	04	011000	70,506.00-	04	010990	04	130115	Y	
		FY19 BUDGET	04	011000	11,652.00-	04	010990	04	130110-35290	Y	
		FY19 BUDGET	04	011000	276,356.00-	04	010990	04	121280	Y	
		FY19 BUDGET	04	011000	1,331,319.00-	04	010990	04	130100-00000	Y	

Printed on a Xerox 9700 Laser Printing System at the Computing Services Center / Texas A&M University

Form: URGB01 (02/05/85)

CC	Account	Transaction Description	- Offset - CC	Account	Amount	Actual Entry From CC	Account	To CC	Account	Feed	Mand
04	010990	UNAPPROPRIATED INCOME									
		FY19 BUDGET	04	011000	161,611.00-	04	010990	04	121250	Y	
		FY19 BUDGET	04	011000	8,321.00-	04	010990	04	130110-35300	Y	
		FY19 BUDGET	04	011000	255,031.00-	04	010990	04	121270	Y	
		FY19 BUDGET	04	011000	1,036,831.00-	04	010990	04	130110-00000	Y	
		FY19 BUDGET	04	011000	98,099.00-	04	010990	04	120148	Y	
		FY19 BUDGET	04	011000	1,292,212.00-	04	010990	04	175100	Y	
		FY19 BUDGET	04	011000	100,000.00-	04	010990	04	180600	Y	
		FY19 BUDGET	04	011000	164,213.00-	04	010990	04	176200	Y	
		FY19 BUDGET	04	011000	583,008.00-	04	010990	04	171100	Y	
		FY19 BUDGET	04	011000	507,987.00-	04	010990	04	120190	Y	
		FY19 BUDGET	04	011000	216,342.00-	04	010990	04	120145	Y	
		FY19 BUDGET	04	011000	260,398.00-	04	010990	04	120150	Y	
		FY19 BUDGET	04	011000	580,125.00-	04	010990	04	120180	Y	
		FY19 BUDGET	04	011000	1,050,924.00-	04	010990	04	120140	Y	
		FY19 BUDGET	04	011000	522,530.00-	04	010990	04	120160	Y	
		FY19 BUDGET	04	011000	382,106.00-	04	010990	04	120170	Y	
		FY19 BUDGET	04	019000	16,873.00-	04	010990	04	120203	Y	
		FY19 BUDGET	04	019000	2,095.00-	04	010990	04	170113	Y	
		FY19 BUDGET	04	019000	19,159.00-	04	010990	04	150017	Y	
		FY19 BUDGET	04	019000	20,339.00-	04	010990	04	170114	Y	
		FY19 BUDGET	04	019000	39,894.00-	04	010990	04	150014	Y	
		FY19 BUDGET	04	019000	9,768.00-	04	010990	04	170117	Y	
		FY19 BUDGET	04	019000	558,247.00-	04	010990	04	170118	Y	
		FY19 BUDGET	04	019000	26,611.00-	04	010990	04	120204	Y	
		FY19 BUDGET	04	019000	95,765.00-	04	010990	04	133143	Y	
		FY19 BUDGET	04	019000	2,529.00-	04	010990	04	150013	Y	
		FY19 BUDGET	04	019000	323,464.00-	04	010990	04	137170-00000	Y	
		FY19 BUDGET	04	019000	26,619.00-	04	010990	04	137168	Y	
		FY19 BUDGET	04	019000	60,495.00-	04	010990	04	137167	Y	
		FY19 BUDGET	04	019000	125,968.00-	04	010990	04	137164	Y	
		FY19 BUDGET	04	019000	15,122.00-	04	010990	04	137163	Y	
		FY19 BUDGET	04	019000	2,370,369.00-	04	010990	04	133148	Y	
		FY19 BUDGET	04	019000	462,905.00-	04	010990	04	133144	Y	
		FY19 BUDGET	04	019000	222,307.00-	04	010990	04	133147	Y	
		FY19 BUDGET	04	019000	215,110.00-	04	010990	04	121248	Y	
		FY19 BUDGET	04	019000	12,780.00-	04	010990	04	120207	Y	
		FY19 BUDGET	04	019000	31,898.00-	04	010990	04	121247	Y	
		FY19 BUDGET	04	019000	66,420.00-	04	010990	04	121244	Y	
		FY19 BUDGET	04	019000	5,378.00-	04	010990	04	121243	Y	
		FY19 BUDGET	04	019000	479,475.00-	04	010990	04	120208	Y	
		** Decrease in Fund Balance **			358,474.00-						
04	010995	E&G - RETIREMENT OF INDEBTEDNESS									
		FY19 BUDGET TRFS/ALLOC	04	010010	10,792,006.00	04	100102	04	010995	Y	
		FY19 BUDGET	01	011209	10,792,006.00-	04	010995	01	011209	N	Y
		** Decrease in Fund Balance **			0.00						

Printed on a Xerox 9700 Laser Printing System at the Computing Services Center / Texas A&M University

Form: URGB01 (02/05/85)

			Actual Entry					
			Offset		From		To	
CC	Account	Transaction Description	CC Account	Amount	CC Account		CC Account		Feed	Mand
04	011000	E&G BUDGETS								
		FY19 BUDGET TRSFS/ALLOCATIONS	04 010020	134,257.00	04 101001-00000		04 137115		Y	
		FY19 BUDGET	04 010990	128,039.00	04 010990		04 121210		Y	
		FY19 BUDGET	04 010990	6,058.00	04 010990		04 121253		Y	
		FY19 BUDGET	04 010990	70,506.00	04 010990		04 130115		Y	
		FY19 BUDGET	04 010990	11,652.00	04 010990		04 130110-35290		Y	
		FY19 BUDGET	04 010990	276,356.00	04 010990		04 121280		Y	
		FY19 BUDGET	04 010990	1,331,319.00	04 010990		04 130100-00000		Y	
		FY19 BUDGET	04 010990	161,611.00	04 010990		04 121250		Y	
		FY19 BUDGET	04 010990	8,321.00	04 010990		04 130110-35300		Y	
		FY19 BUDGET	04 010990	255,031.00	04 010990		04 121270		Y	
		FY19 BUDGET	04 010990	1,036,831.00	04 010990		04 130110-00000		Y	
		FY19 BUDGET	04 010990	105,175.00	04 010990		04 121220		Y	
		FY19 BUDGET	04 010990	374,133.00	04 010990		04 137140		Y	
		FY19 BUDGET	04 010990	1,237,048.00	04 010990		04 140200		Y	
		FY19 BUDGET	04 010990	18,204.00	04 010990		04 137190-35660		Y	
		FY19 BUDGET	04 010990	495,509.00	04 010990		04 137150		Y	
		FY19 BUDGET	04 010990	325,572.00	04 010990		04 137190-00000		Y	
		FY19 BUDGET	04 010990	233,815.00	04 010990		04 120500		Y	
		FY19 BUDGET	04 010990	815,493.00	04 010990		04 132170		Y	
		FY19 BUDGET	04 010990	21,991.00	04 010990		04 135100-00000		Y	
		FY19 BUDGET	04 010990	49,695.00	04 010990		04 135010		Y	
		FY19 BUDGET	04 010990	1,133,766.00	04 010990		04 133130		Y	
		FY19 BUDGET	04 010990	898,336.00	04 010990		04 133120		Y	
		FY19 BUDGET	04 010990	627,207.00	04 010990		04 132180		Y	
		FY19 BUDGET	04 010990	1,655,584.00	04 010990		04 133100		Y	
		FY19 BUDGET	04 010990	67,425.00	04 010990		04 120450		Y	
		FY19 BUDGET	04 010990	1,292,212.00	04 010990		04 175100		Y	
		FY19 BUDGET	04 010990	100,000.00	04 010990		04 180600		Y	
		FY19 BUDGET	04 010990	164,213.00	04 010990		04 176200		Y	
		FY19 BUDGET	04 010990	583,008.00	04 010990		04 171100		Y	
		FY19 BUDGET	04 010990	153,930.00	04 010990		04 120400		Y	
		FY19 BUDGET	04 010990	130,434.00	04 010990		04 131145		Y	
		FY19 BUDGET	04 010990	1,394,518.00	04 010990		04 132120		Y	
		FY19 BUDGET	04 010990	268,879.00	04 010990		04 131142-00100		Y	
		FY19 BUDGET	04 010990	1,233,200.00	04 010990		04 132130		Y	
		FY19 BUDGET	04 010990	28,606.00	04 010990		04 131150		Y	
		FY19 BUDGET	04 010990	537,783.00	04 010990		04 132110		Y	
		FY19 BUDGET	04 010990	401,707.00	04 010990		04 131142-00000		Y	
		FY19 BUDGET	04 010990	849,473.00	04 010990		04 132160		Y	
		FY19 BUDGET	04 010990	159,132.00	04 010990		04 131151		Y	
		FY19 BUDGET	04 010990	2,019,750.00	04 010990		04 132100		Y	
		FY19 BUDGET	04 010990	346,112.00	04 010990		04 121240		Y	
		FY19 BUDGET	04 010990	1,141,357.00	04 010990		04 130120		Y	
		FY19 BUDGET	04 010990	1,046,548.00	04 010990		04 131141		Y	
		FY19 BUDGET	04 010990	1,703,775.00	04 010990		04 131140		Y	
		FY19 BUDGET	04 010990	1,396,739.00	04 010990		04 131130		Y	

Printed on a Xerox 9700 Laser Printing System at the Computing Services Center / Texas A&M University

Form: URGB01 (02/05/85)

CC	Account	Transaction Description	- Offset - CC	Account	Amount	Actual Entry From CC	Account	To CC	Account	Feed	Mand
04	011000	E&G BUDGETS									
		FY19 BUDGET	04	010990	1,563,102.00	04	010990	04	131110	Y	
		FY19 BUDGET	04	010990	1,576,466.00	04	010990	04	131102	Y	
		FY19 BUDGET	04	010990	653,039.00	04	010990	04	131101	Y	
		FY19 BUDGET	04	010990	783,471.00	04	010990	04	130140	Y	
		FY19 BUDGET	04	010990	1,457,345.00	04	010990	04	131120	Y	
		FY19 BUDGET	04	010990	1,266,710.00	04	010990	04	131100-00000	Y	
		FY19 BUDGET	04	010990	828,690.00	04	010990	04	131121	Y	
		FY19 BUDGET	04	010990	98,099.00	04	010990	04	120148	Y	
		FY19 BUDGET	04	010990	507,987.00	04	010990	04	120190	Y	
		FY19 BUDGET	04	010990	216,342.00	04	010990	04	120145	Y	
		FY19 BUDGET	04	010990	260,398.00	04	010990	04	120150	Y	
		FY19 BUDGET	04	010990	580,125.00	04	010990	04	120180	Y	
		FY19 BUDGET	04	010990	1,050,924.00	04	010990	04	120140	Y	
		FY19 BUDGET	04	010990	522,530.00	04	010990	04	120160	Y	
		FY19 BUDGET	04	010990	382,106.00	04	010990	04	120170	Y	
		FY19 BUDGET	04	010990	1,817,038.00	04	010990	04	120125	Y	
		FY19 BUDGET	04	010990	668,320.00	04	010990	04	135140	Y	
		FY19 BUDGET	04	010990	56,650.00	04	010990	04	137112	Y	
		FY19 BUDGET	04	010990	224,877.00	04	010990	04	135120	Y	
		FY19 BUDGET	04	010990	415,675.00	04	010990	04	137120	Y	
		FY19 BUDGET	04	010990	34,997.00	04	010990	04	135180	Y	
		FY19 BUDGET	04	010990	429,498.00	04	010990	04	137110	Y	
		FY19 BUDGET	04	010990	89,149.00	04	010990	04	135110	Y	
		FY19 BUDGET	04	010990	341,236.00	04	010990	04	137130	Y	
		FY19 BUDGET	04	010990	11,666.00	04	010990	04	135190	Y	
		FY19 BUDGET	04	010990	1,020,631.00	04	010990	04	137100-00000	Y	
		FY19 BUDGET	04	010990	283,314.00	04	010990	04	120120	Y	
		FY19 BUDGET	04	010990	145,199.00	04	010990	04	120110	Y	
		FY19 BUDGET	04	010990	197,877.00	04	010990	04	120130	Y	
		FY19 BUDGET	04	010990	141,712.00	04	010990	04	120129	Y	
		FY19 BUDGET	04	010990	339,713.00	04	010990	04	120100	Y	
		** Increase in Fund Balance **			44,395,196.00						
04	013800	ORGANIZED ACTIVITIES									
		FY19 BUDGET TRSFS/ALLOC	04	010040	14,339.00	04	103109	04	138200	Y	
		FY19 BUDGET TRSFS/ALLOC	04	010040	12,541.00	04	103103	04	138102	Y	
		FY19 BUDGET TRSFS/ALLOC	04	010040	92,734.00	04	103102	04	138101	Y	
		FY19 BUDGET TRSFS/ALLOC	04	010040	107,000.00	04	103101	04	138100	Y	
		** Increase in Fund Balance **			226,614.00						
04	015100	RDF BUDGETS									
		FY19 BUDGET TRSFS/ALLOC	04	010010	23,167.00	04	100103	04	135130	Y	
		FY19 BUDGET TRSFS/ALLOC	04	010010	155,230.00	04	100103	04	180153	Y	
		FY19 BUDGET TRSFS/ALLOC	04	010010	94,879.00	04	100103	04	150340	Y	
		FY19 BUDGET TRSFS/ALLOC	04	010010	190,817.00	04	100103	04	150290	Y	
		** Increase in Fund Balance **			464,093.00						

Printed on a Xerox 9700 Laser Printing System at the Computing Services Center / Texas A&M University

Form: URGB01 (02/05/85)

CC	Account	Transaction Description	- Offset - CC	Offset - Account	Amount	Actual Entry From CC	Actual Entry From Account	Actual Entry To CC	Actual Entry To Account	Feed	Mand
04	016000	NURSING STATE PROGRAM BUDGETS									
		FY19 BUDGET	04	010010	243,964.00	04	100432	04	182100	N	
		FY19 BUDGET	04	010010	241,036.00	04	100432	04	182200	N	
		** Increase in Fund Balance **			485,000.00						
04	016500	FICA BENEFITS STATE									
		FY19 BUDGET	04	010010	354,050.00	04	100302	04	165125	Y	
		FY19 BUDGET	04	010010	45,442.00	04	100302	04	165140	Y	
		FY19 BUDGET	04	010010	80,320.00	04	100302	04	165115	Y	
		FY19 BUDGET	04	010010	114,956.00	04	100302	04	165130	Y	
		FY19 BUDGET	04	010010	1,585,283.00	04	100302	04	165110	Y	
		FY19 BUDGET	04	010010	202,165.00	04	100302	04	165135	Y	
		** Increase in Fund Balance **			2,382,216.00						
04	016600	FICA BENEFITS 243									
		FY19 BUDGET	04	010010	216,830.00	04	100302	04	166235	Y	
		FY19 BUDGET	04	010010	5,731.00	04	100302	04	166230	Y	
		FY19 BUDGET	04	010010	543,107.00	04	100302	04	166210	Y	
		FY19 BUDGET	04	010010	13,447.00	04	100302	04	166225	Y	
		** Increase in Fund Balance **			779,115.00						
04	018000	SPECIAL ITEMS									
		FY19 BUDGET TRSFS/ALLOC	04	010010	300,000.00	04	100102	04	181700	Y	
		FY19 BUDGET TRSFS/ALLOC	04	010010	992,377.00	04	100102	04	181600	Y	
		FY19 BUDGET TRSFS/ALLOC	04	010010	16,245.00	04	100102	04	181000	Y	
		FY19 BUDGET TRSFS/ALLOC	04	010010	79,953.00	04	100102	04	180170	Y	
		FY19 BUDGET TRSFS/ALLOC	04	010010	494,928.00	04	100102	04	180150-00000	Y	
		FY19 BUDGET TRSFS/ALLOC	04	010010	78,998.00	04	100102	04	180140	Y	
		FY19 TRSFS/ALLOC	04	010020	6,187,245.00-	04	180106	04	101015	N	
		** Decrease in Fund Balance **			4,224,744.00-						
04	019000	BENEFITS E&G									
		FY19 BUDGET	04	010010	2,657,571.00	04	100342	04	133141	Y	
		FY19 BUDGET	04	010010	4,000.00	04	100422	04	120206	Y	
		FY19 BUDGET	04	010010	4,000.00	04	100422	04	133146	Y	
		FY19 BUDGET	04	010010	118,908.00	04	100412	04	150015	Y	
		FY19 BUDGET	04	010010	60,623.00	04	100412	04	170115	Y	
		FY19 BUDGET	04	010010	308,882.00	04	100342	04	121241	Y	
		FY19 BUDGET	04	010010	79,316.00	04	100412	04	120205	Y	
		FY19 BUDGET	04	010010	100,006.00	04	100342	04	170111	Y	
		FY19 BUDGET	04	010010	197,968.00	04	100412	04	121245	Y	
		FY19 BUDGET	04	010010	292,991.00	04	100342	04	150011	Y	
		FY19 BUDGET	04	010010	1,379,719.00	04	100412	04	133145	Y	
		FY19 BUDGET	04	010010	1,007,591.00	04	100342	04	137161	Y	
		FY19 BUDGET	04	010010	375,455.00	04	100412	04	137165	Y	
		FY19 BUDGET	04	010010	920,673.00	04	100342	04	120201	Y	
		FY19 BUDGET	04	010990	39,894.00	04	010990	04	150014	Y	

Printed on a Xerox 9700 Laser Printing System at the Computing Services Center / Texas A&M University

Form: URGB01 (02/05/85)

CC	Account	Transaction Description	- Offset - CC	Account	Amount	Actual Entry From CC	Account	To CC	Account	Feed	Mand
04	019000	BENEFITS E&G									
		FY19 BUDGET	04	010990	9,768.00	04	010990	04	170117	Y	
		FY19 BUDGET	04	010990	558,247.00	04	010990	04	170118	Y	
		FY19 BUDGET	04	010990	19,159.00	04	010990	04	150017	Y	
		FY19 BUDGET	04	010990	20,339.00	04	010990	04	170114	Y	
		FY19 BUDGET	04	010990	2,095.00	04	010990	04	170113	Y	
		FY19 BUDGET	04	010990	2,529.00	04	010990	04	150013	Y	
		FY19 BUDGET	04	010990	26,619.00	04	010990	04	137168	Y	
		FY19 BUDGET	04	010990	60,495.00	04	010990	04	137167	Y	
		FY19 BUDGET	04	010990	125,968.00	04	010990	04	137164	Y	
		FY19 BUDGET	04	010990	15,122.00	04	010990	04	137163	Y	
		FY19 BUDGET	04	010990	323,464.00	04	010990	04	137170-00000	Y	
		FY19 BUDGET	04	010990	215,110.00	04	010990	04	121248	Y	
		FY19 BUDGET	04	010990	95,765.00	04	010990	04	133143	Y	
		FY19 BUDGET	04	010990	2,370,369.00	04	010990	04	133148	Y	
		FY19 BUDGET	04	010990	222,307.00	04	010990	04	133147	Y	
		FY19 BUDGET	04	010990	462,905.00	04	010990	04	133144	Y	
		FY19 BUDGET	04	010990	12,780.00	04	010990	04	120207	Y	
		FY19 BUDGET	04	010990	31,898.00	04	010990	04	121247	Y	
		FY19 BUDGET	04	010990	66,420.00	04	010990	04	121244	Y	
		FY19 BUDGET	04	010990	5,378.00	04	010990	04	121243	Y	
		FY19 BUDGET	04	010990	479,475.00	04	010990	04	120208	Y	
		FY19 BUDGET	04	010990	16,873.00	04	010990	04	120203	Y	
		FY19 BUDGET	04	010990	26,611.00	04	010990	04	120204	Y	
		** Increase in Fund Balance **			12,717,293.00						
04	020000	DESIGNATED TUITION									
		FY19 DEBT SERVICE	04	020001	952,348.00-	04	020000	04	020001	Y	
		FY19 BUDGET	04	024126	2,938,461.00-	04	200000-00000	04	241260	N	
		FY19 BUDGET	04	024127	288,205.00-	04	200000-00000	04	241270-00000	N	
		** Decrease in Fund Balance **			4,179,014.00-						
04	020001	DESIGNATED DEBT SERVICE SET-ASIDE									
		FY19 DEBT SERVICE	04	020000	952,348.00	04	020000	04	020001	Y	
		FY19 DEBT SERVICE	04	020100	256,000.00	04	020100	04	020001	Y	
		FY19 DEBT SERVICE-USF	01	088827	256,000.00-	04	020001	01	088827	N	Y
		FY19 DEBT SERVICE-DT	01	088827	952,348.00-	04	020001	01	088827	N	Y
		** Decrease in Fund Balance **			0.00						
04	020100	UNIVERSITY SERVICES FEE									
		FY19 DEBT SERVICE	04	020001	256,000.00-	04	020100	04	020001	Y	
		** Decrease in Fund Balance **			256,000.00-						
04	024126	DESIGNATED TUITION SET-ASIDES									
		FY19 BUDGET	04	020000	2,938,461.00	04	200000-00000	04	241260	N	
		** Increase in Fund Balance **			2,938,461.00						

Printed on a Xerox 9700 Laser Printing System at the Computing Services Center / Texas A&M University

Form: URGB01 (02/05/85)

CC	Account	Transaction Description	- Offset - CC	Account	Amount	-------- Actual Entry --------- From ----- CC	Account	To ------ CC	Account	Feed	Mand
04	024127	TARLETON TUITION GRANT-GRADUATE									
		FY19 BUDGET	04	020000	288,205.00	04	200000-00000	04	241270-00000	N	
		** Increase in Fund Balance **			288,205.00						
04	024710	TEXAS PUBLIC EDU GRANTS-RESIDENT									
		FY19 BUDGET TRSFS/ALLOCATIONS	04	010020	2,446,067.00	04	101001-00000	04	247100	N	
		** Increase in Fund Balance **			2,446,067.00						
04	024720	TEXAS PUBLIC EDU GRANTS-NONRESIDENT									
		FY19 BUDGET TRSFS/ALLOC	04	010020	52,691.00	04	101002-00000	04	247200	N	
		** Increase in Fund Balance **			52,691.00						
04	030001	AUXILIARY DEBT SERVICE SET-ASIDE									
		FY19 DEBT SERVICE	04	030310	83,089.00	04	030310	04	030001	Y	
		FY19 DEBT SERVICE	04	030330	1,833,833.00	04	030330	04	030001	Y	
		FY19 DEBT SERVICE	04	030880	795,012.00	04	030880	04	030001	Y	
		FY19 DEBT SERVICE	04	036000	2,878,260.00	04	036000	04	030001	Y	
		FY19 DEBT SERVICE REC SPORTS	01	088827	795,012.00-	04	030001	01	088827	N	Y
		FY19 DEBT SERVICE HOUSING	01	088827	2,878,260.00-	04	030001	01	088827	N	Y
		FY19 DEBT SERVICE DINING	01	088827	1,833,833.00-	04	030001	01	088827	N	Y
		FY19 DEBT SERVICE PARKING	01	088827	83,089.00-	04	030001	01	088827	N	Y
		** Decrease in Fund Balance **			0.00						
04	030310	PARKING FACILITIES									
		FY19 DEBT SERVICE	04	030001	83,089.00-	04	030310	04	030001	Y	
		** Decrease in Fund Balance **			83,089.00-						
04	030330	DINING HALL									
		FY19 DEBT SERVICE	04	030001	1,833,833.00-	04	030330	04	030001	Y	
		** Decrease in Fund Balance **			1,833,833.00-						
04	030880	UNALLOCATED RECREATIONAL SPORTS FEE									
		FY19 DEBT SERVICE	04	030001	795,012.00-	04	030880	04	030001	Y	
		** Decrease in Fund Balance **			795,012.00-						
04	036000	HOUSING									
		FY19 DEBT SERVICE	04	030001	2,878,260.00-	04	036000	04	030001	Y	
		** Decrease in Fund Balance **			2,878,260.00-						
04	051143	STADIUM RENOVATIONS									
		FY19 DEBT SERVICE STADIUM GIFT	01	088827	672,000.00-	04	051143	01	088827	N	Y
		** Decrease in Fund Balance **			672,000.00-						
04	083539	POTENTIAL LOCKER ROOM PROJECT									
		FY19 DEBT SERVICE - SHS LOCKER	01	088827	674,650.00-	04	083539	01	088827	N	Y
		** Decrease in Fund Balance **			674,650.00-						

Printed on a Xerox 9700 Laser Printing System at the Computing Services Center / Texas A&M University

Form: URGB01 (02/05/85)

CC	Account	Transaction Description	- Offset - CC	Account	Amount	Actual Entry From CC	From Account	To CC	To Account	Feed	Mand
04	085190	PUF-FY19 PROJECTS									
		TARLETON PUF EQUIPMENT ALLOC	01	080710	9,000,000.00	01	080710	04	085190	N	
		** Increase in Fund Balance **			9,000,000.00						

Printed on a Xerox 9700 Laser Printing System at the Computing Services Center / Texas A&M University

Form: URGB01 (02/05/85)

CC	Account	Transaction Description	Offset CC	Offset Account	Amount	Actual Entry From CC	Actual Entry From Account	Actual Entry To CC	Actual Entry To Account	Feed	Mand
04	010010	STATE APPROPRIATION-GENERAL REVE									
		FY19 BUDGET TRFS/ALLOC	04	100102	32,811,999.00	04	100102	04	010990	Y	
		FY19 BUDGET TRSFS/ALLOC	04	100102	79,953.00	04	100102	04	180170	Y	
		FY19 BUDGET TRSFS/ALLOC	04	100102	300,000.00	04	100102	04	181700	Y	
		FY19 BUDGET TRSFS/ALLOC	04	100102	992,377.00	04	100102	04	181600	Y	
		FY19 BUDGET TRSFS/ALLOC	04	100102	16,245.00	04	100102	04	181000	Y	
		FY19 BUDGET TRSFS/ALLOC	04	100102	78,998.00	04	100102	04	180140	Y	
		FY19 BUDGET TRFS/ALLOC	04	100102	10,792,006.00	04	100102	04	010995	Y	
		FY19 BUDGET TRSFS/ALLOC	04	100102	494,928.00	04	100102	04	180150-00000	Y	
		FY19 BUDGET TRSFS/ALLOC	04	100103	190,817.00	04	100103	04	150290	Y	
		FY19 BUDGET TRSFS/ALLOC	04	100103	155,230.00	04	100103	04	180153	Y	
		FY19 BUDGET TRSFS/ALLOC	04	100103	94,879.00	04	100103	04	150340	Y	
		FY19 BUDGET TRSFS/ALLOC	04	100103	23,167.00	04	100103	04	135130	Y	
		FY19 BUDGET	04	100302	202,165.00	04	100302	04	165135	Y	
		FY19 BUDGET	04	100302	543,107.00	04	100302	04	166210	Y	
		FY19 BUDGET	04	100302	216,830.00	04	100302	04	166235	Y	
		FY19 BUDGET	04	100302	5,731.00	04	100302	04	166230	Y	
		FY19 BUDGET	04	100302	13,447.00	04	100302	04	166225	Y	
		FY19 BUDGET	04	100302	45,442.00	04	100302	04	165140	Y	
		FY19 BUDGET	04	100302	114,956.00	04	100302	04	165130	Y	
		FY19 BUDGET	04	100302	354,050.00	04	100302	04	165125	Y	
		FY19 BUDGET	04	100302	80,320.00	04	100302	04	165115	Y	
		FY19 BUDGET	04	100302	1,585,283.00	04	100302	04	165110	Y	
		FY19 BUDGET	04	100342	308,882.00	04	100342	04	121241	Y	
		FY19 BUDGET	04	100342	1,007,591.00	04	100342	04	137161	Y	
		FY19 BUDGET	04	100342	100,006.00	04	100342	04	170111	Y	
		FY19 BUDGET	04	100342	292,991.00	04	100342	04	150011	Y	
		FY19 BUDGET	04	100342	2,657,571.00	04	100342	04	133141	Y	
		FY19 BUDGET	04	100342	920,673.00	04	100342	04	120201	Y	
		FY19 BUDGET	04	100412	1,379,719.00	04	100412	04	133145	Y	
		FY19 BUDGET	04	100412	118,908.00	04	100412	04	150015	Y	
		FY19 BUDGET	04	100412	60,623.00	04	100412	04	170115	Y	
		FY19 BUDGET	04	100412	375,455.00	04	100412	04	137165	Y	
		FY19 BUDGET	04	100412	197,968.00	04	100412	04	121245	Y	
		FY19 BUDGET	04	100412	79,316.00	04	100412	04	120205	Y	
		FY19 BUDGET	04	100422	4,000.00	04	100422	04	133146	Y	
		FY19 BUDGET	04	100422	4,000.00	04	100422	04	120206	Y	
		FY19 BUDGET	04	100432	241,036.00	04	100432	04	182200	N	
		FY19 BUDGET	04	100432	243,964.00	04	100432	04	182100	N	
		** Potential Increase in Fund Balan			57,184,633.00						
04	010020	STUDENT FEES-TUITION									
		FY19 BUDGET TRSFS/ALLOCATIONS	04	101001-00000	2,446,067.00	04	101001-00000	04	247100	N	
		FY19 BUDGET TRSFS/ALLOC	04	101001-00000	13,726,787.00	04	101001-00000	04	010990	Y	
		FY19 BUDGET TRSFS/ALLOCATIONS	04	101001-00000	134,257.00	04	101001-00000	04	137115	Y	
		FY19 BUDGET TRSFS/ALLOC	04	101002-00000	1,703,661.00	04	101002-00000	04	010990	Y	
		FY19 BUDGET TRSFS/ALLOC	04	101002-00000	52,691.00	04	101002-00000	04	247200	N	

Printed on a Xerox 9700 Laser Printing System at the Computing Services Center / Texas A&M University

Form: URGB01 (02/05/85)

CC	Account	Transaction Description	Offset CC	Offset Account	Amount	Actual Entry From CC	Actual Entry From Account	Actual Entry To CC	Actual Entry To Account	Feed	Mand
04	010020	STUDENT FEES-TUITION									
		FY19 BUDGET TRSFS/ALLOC	04	101005-00000	237,500.00	04	101005-00000	04	010990	Y	
		FY19 BUDGET TRSFS/ALLOC	04	101006-00000	286,990.00	04	101006-00000	04	010990	Y	
		FY19 BUDGET TRSFS/ALLOC	04	101014	750,000.00	04	101014	04	180105	Y	
		FY19 TRSFS/ALLOC	04	101015	6,187,245.00-	04	180106	04	101015	N	
		** Potential Increase in Fund Balan			13,150,708.00						
04	010025	STUDENT FEES-OTHER									
		FY19 BUDGET TRSFS/ALLOC	04	101010-00000	282,606.00	04	101010-00000	04	010990	Y	
		** Potential Increase in Fund Balan			282,606.00						
04	010030	OTHER EDUCATIONAL & GENERAL INCO									
		FY19 BUDGET TRSFS/ALLOC	04	102002	61,860.00	04	102002	04	010990	Y	
		FY19 BUDGET TRSFS/ALLOC	04	102009	652.00	04	102009	04	010990	Y	
		FY19 BUDGET TRSFS/ALLOC	04	180105	750,000.00-	04	101014	04	180105	Y	
		** Potential Decrease in Fund Balan			687,488.00-						
04	010040	SALES & SERVICES-EDU ACTIVITIES									
		FY19 BUDGET TRSFS/ALLOC	04	103101	107,000.00	04	103101	04	138100	Y	
		FY19 BUDGET TRSFS/ALLOC	04	103102	92,734.00	04	103102	04	138101	Y	
		FY19 BUDGET TRSFS/ALLOC	04	103103	12,541.00	04	103103	04	138102	Y	
		FY19 BUDGET TRSFS/ALLOC	04	103109	14,339.00	04	103109	04	138200	Y	
		** Potential Increase in Fund Balan			226,614.00						
04	011000	E&G BUDGETS									
		FY19 BUDGET	04	120100	339,713.00-	04	010990	04	120100	Y	
		FY19 BUDGET	04	120110	145,199.00-	04	010990	04	120110	Y	
		FY19 BUDGET	04	120120	283,314.00-	04	010990	04	120120	Y	
		FY19 BUDGET	04	120125	1,817,038.00-	04	010990	04	120125	Y	
		FY19 BUDGET	04	120129	141,712.00-	04	010990	04	120129	Y	
		FY19 BUDGET	04	120130	197,877.00-	04	010990	04	120130	Y	
		FY19 BUDGET	04	120140	1,050,924.00-	04	010990	04	120140	Y	
		FY19 BUDGET	04	120145	216,342.00-	04	010990	04	120145	Y	
		FY19 BUDGET	04	120148	98,099.00-	04	010990	04	120148	Y	
		FY19 BUDGET	04	120150	260,398.00-	04	010990	04	120150	Y	
		FY19 BUDGET	04	120160	522,530.00-	04	010990	04	120160	Y	
		FY19 BUDGET	04	120170	382,106.00-	04	010990	04	120170	Y	
		FY19 BUDGET	04	120180	580,125.00-	04	010990	04	120180	Y	
		FY19 BUDGET	04	120190	507,987.00-	04	010990	04	120190	Y	
		FY19 BUDGET	04	120400	153,930.00-	04	010990	04	120400	Y	
		FY19 BUDGET	04	120450	67,425.00-	04	010990	04	120450	Y	
		FY19 BUDGET	04	120500	233,815.00-	04	010990	04	120500	Y	
		FY19 BUDGET	04	121210	128,039.00-	04	010990	04	121210	Y	
		FY19 BUDGET	04	121220	105,175.00-	04	010990	04	121220	Y	
		FY19 BUDGET	04	121240	346,112.00-	04	010990	04	121240	Y	
		FY19 BUDGET	04	121250	161,611.00-	04	010990	04	121250	Y	
		FY19 BUDGET	04	121253	6,058.00-	04	010990	04	121253	Y	

Printed on a Xerox 9700 Laser Printing System at the Computing Services Center / Texas A&M University

Form: URGB01 (02/05/85)

CC	Account	Transaction Description	--- Offset --- CC	Account	Amount	-------- Actual Entry --------- ---- From ----- CC	Account	----- To ------ CC	Account	Feed	Mand
04	011000	E&G BUDGETS									
		FY19 BUDGET	04	121270	255,031.00-	04	010990	04	121270	Y	
		FY19 BUDGET	04	121280	276,356.00-	04	010990	04	121280	Y	
		FY19 BUDGET	04	130100-00000	1,331,319.00-	04	010990	04	130100-00000	Y	
		FY19 BUDGET	04	130110-00000	1,036,831.00-	04	010990	04	130110-00000	Y	
		FY19 BUDGET	04	130110-35290	11,652.00-	04	010990	04	130110-35290	Y	
		FY19 BUDGET	04	130110-35300	8,321.00-	04	010990	04	130110-35300	Y	
		FY19 BUDGET	04	130115	70,506.00-	04	010990	04	130115	Y	
		FY19 BUDGET	04	130120	1,141,357.00-	04	010990	04	130120	Y	
		FY19 BUDGET	04	130140	783,471.00-	04	010990	04	130140	Y	
		FY19 BUDGET	04	131100-00000	1,266,710.00-	04	010990	04	131100-00000	Y	
		FY19 BUDGET	04	131101	653,039.00-	04	010990	04	131101	Y	
		FY19 BUDGET	04	131102	1,576,466.00-	04	010990	04	131102	Y	
		FY19 BUDGET	04	131110	1,563,102.00-	04	010990	04	131110	Y	
		FY19 BUDGET	04	131120	1,457,345.00-	04	010990	04	131120	Y	
		FY19 BUDGET	04	131121	828,690.00-	04	010990	04	131121	Y	
		FY19 BUDGET	04	131130	1,396,739.00-	04	010990	04	131130	Y	
		FY19 BUDGET	04	131140	1,703,775.00-	04	010990	04	131140	Y	
		FY19 BUDGET	04	131141	1,046,548.00-	04	010990	04	131141	Y	
		FY19 BUDGET	04	131142-00000	401,707.00-	04	010990	04	131142-00000	Y	
		FY19 BUDGET	04	131142-00100	268,879.00-	04	010990	04	131142-00100	Y	
		FY19 BUDGET	04	131145	130,434.00-	04	010990	04	131145	Y	
		FY19 BUDGET	04	131150	28,606.00-	04	010990	04	131150	Y	
		FY19 BUDGET	04	131151	159,132.00-	04	010990	04	131151	Y	
		FY19 BUDGET	04	132100	2,019,750.00-	04	010990	04	132100	Y	
		FY19 BUDGET	04	132110	537,783.00-	04	010990	04	132110	Y	
		FY19 BUDGET	04	132120	1,394,518.00-	04	010990	04	132120	Y	
		FY19 BUDGET	04	132130	1,233,200.00-	04	010990	04	132130	Y	
		FY19 BUDGET	04	132160	849,473.00-	04	010990	04	132160	Y	
		FY19 BUDGET	04	132170	815,493.00-	04	010990	04	132170	Y	
		FY19 BUDGET	04	132180	627,207.00-	04	010990	04	132180	Y	
		FY19 BUDGET	04	133100	1,655,584.00-	04	010990	04	133100	Y	
		FY19 BUDGET	04	133120	898,336.00-	04	010990	04	133120	Y	
		FY19 BUDGET	04	133130	1,133,766.00-	04	010990	04	133130	Y	
		FY19 BUDGET	04	135010	49,695.00-	04	010990	04	135010	Y	
		FY19 BUDGET	04	135100-00000	21,991.00-	04	010990	04	135100-00000	Y	
		FY19 BUDGET	04	135110	89,149.00-	04	010990	04	135110	Y	
		FY19 BUDGET	04	135120	224,877.00-	04	010990	04	135120	Y	
		FY19 BUDGET	04	135140	668,320.00-	04	010990	04	135140	Y	
		FY19 BUDGET	04	135180	34,997.00-	04	010990	04	135180	Y	
		FY19 BUDGET	04	135190	11,666.00-	04	010990	04	135190	Y	
		FY19 BUDGET	04	137100-00000	1,020,631.00-	04	010990	04	137100-00000	Y	
		FY19 BUDGET	04	137110	429,498.00-	04	010990	04	137110	Y	
		FY19 BUDGET	04	137112	56,650.00-	04	010990	04	137112	Y	
		FY19 BUDGET TRSFS/ALLOCATIONS	04	137115	134,257.00-	04	101001-00000	04	137115	Y	
		FY19 BUDGET	04	137120	415,675.00-	04	010990	04	137120	Y	
		FY19 BUDGET	04	137130	341,236.00-	04	010990	04	137130	Y	

Printed on a Xerox 9700 Laser Printing System at the Computing Services Center / Texas A&M University

Form: URGB01 (02/05/85)

CC	Account	Transaction Description	Offset CC	Offset Account	Amount	Actual Entry From CC	Actual Entry From Account	Actual Entry To CC	Actual Entry To Account	Feed	Mand
04	011000	E&G BUDGETS									
		FY19 BUDGET	04	137140	374,133.00-	04	010990	04	137140	Y	
		FY19 BUDGET	04	137150	495,509.00-	04	010990	04	137150	Y	
		FY19 BUDGET	04	137190-00000	325,572.00-	04	010990	04	137190-00000	Y	
		FY19 BUDGET	04	137190-35660	18,204.00-	04	010990	04	137190-35660	Y	
		FY19 BUDGET	04	140200	1,237,048.00-	04	010990	04	140200	Y	
		FY19 BUDGET	04	171100	583,008.00-	04	010990	04	171100	Y	
		FY19 BUDGET	04	175100	1,292,212.00-	04	010990	04	175100	Y	
		FY19 BUDGET	04	176200	164,213.00-	04	010990	04	176200	Y	
		FY19 BUDGET	04	180600	100,000.00-	04	010990	04	180600	Y	
		** Potential Decrease in Fund Balan			44,395,196.00-						
04	013800	ORGANIZED ACTIVITIES									
		FY19 BUDGET TRSFS/ALLOC	04	138100	107,000.00-	04	103101	04	138100	Y	
		FY19 BUDGET TRSFS/ALLOC	04	138101	92,734.00-	04	103102	04	138101	Y	
		FY19 BUDGET TRSFS/ALLOC	04	138102	12,541.00-	04	103103	04	138102	Y	
		FY19 BUDGET TRSFS/ALLOC	04	138200	14,339.00-	04	103109	04	138200	Y	
		** Potential Decrease in Fund Balan			226,614.00-						
04	015100	RDF BUDGETS									
		FY19 BUDGET TRSFS/ALLOC	04	135130	23,167.00-	04	100103	04	135130	Y	
		FY19 BUDGET TRSFS/ALLOC	04	150290	190,817.00-	04	100103	04	150290	Y	
		FY19 BUDGET TRSFS/ALLOC	04	150340	94,879.00-	04	100103	04	150340	Y	
		FY19 BUDGET TRSFS/ALLOC	04	180153	155,230.00-	04	100103	04	180153	Y	
		** Potential Decrease in Fund Balan			464,093.00-						
04	016000	NURSING STATE PROGRAM BUDGETS									
		FY19 BUDGET	04	182100	243,964.00-	04	100432	04	182100	N	
		FY19 BUDGET	04	182200	241,036.00-	04	100432	04	182200	N	
		** Potential Decrease in Fund Balan			485,000.00-						
04	016500	FICA BENEFITS STATE									
		FY19 BUDGET	04	165110	1,585,283.00-	04	100302	04	165110	Y	
		FY19 BUDGET	04	165115	80,320.00-	04	100302	04	165115	Y	
		FY19 BUDGET	04	165125	354,050.00-	04	100302	04	165125	Y	
		FY19 BUDGET	04	165130	114,956.00-	04	100302	04	165130	Y	
		FY19 BUDGET	04	165135	202,165.00-	04	100302	04	165135	Y	
		FY19 BUDGET	04	165140	45,442.00-	04	100302	04	165140	Y	
		** Potential Decrease in Fund Balan			2,382,216.00-						
04	016600	FICA BENEFITS 243									
		FY19 BUDGET	04	166210	543,107.00-	04	100302	04	166210	Y	
		FY19 BUDGET	04	166225	13,447.00-	04	100302	04	166225	Y	
		FY19 BUDGET	04	166230	5,731.00-	04	100302	04	166230	Y	
		FY19 BUDGET	04	166235	216,830.00-	04	100302	04	166235	Y	
		** Potential Decrease in Fund Balan			779,115.00-						

Printed on a Xerox 9700 Laser Printing System at the Computing Services Center / Texas A&M University

Form: URGB01 (02/05/85)

CC	Account	Transaction Description	Offset CC	Offset Account	Amount	Actual Entry From CC	Actual Entry From Account	Actual Entry To CC	Actual Entry To Account	Feed	Mand
04	018000	SPECIAL ITEMS									
		FY19 TRSFS/ALLOC	04	180106	6,187,245.00	04	180106	04	101015	N	
		FY19 BUDGET TRSFS/ALLOC	04	180140	78,998.00-	04	100102	04	180140	Y	
		FY19 BUDGET TRSFS/ALLOC	04	180150-00000	494,928.00-	04	100102	04	180150-00000	Y	
		FY19 BUDGET TRSFS/ALLOC	04	180170	79,953.00-	04	100102	04	180170	Y	
		FY19 BUDGET TRSFS/ALLOC	04	181000	16,245.00-	04	100102	04	181000	Y	
		FY19 BUDGET TRSFS/ALLOC	04	181600	992,377.00-	04	100102	04	181600	Y	
		FY19 BUDGET TRSFS/ALLOC	04	181700	300,000.00-	04	100102	04	181700	Y	
		** Potential Increase in Fund Balan			4,224,744.00						
04	019000	BENEFITS E&G									
		FY19 BUDGET	04	120201	920,673.00-	04	100342	04	120201	Y	
		FY19 BUDGET	04	120203	16,873.00-	04	010990	04	120203	Y	
		FY19 BUDGET	04	120204	26,611.00-	04	010990	04	120204	Y	
		FY19 BUDGET	04	120205	79,316.00-	04	100412	04	120205	Y	
		FY19 BUDGET	04	120206	4,000.00-	04	100422	04	120206	Y	
		FY19 BUDGET	04	120207	12,780.00-	04	010990	04	120207	Y	
		FY19 BUDGET	04	120208	479,475.00-	04	010990	04	120208	Y	
		FY19 BUDGET	04	121241	308,882.00-	04	100342	04	121241	Y	
		FY19 BUDGET	04	121243	5,378.00-	04	010990	04	121243	Y	
		FY19 BUDGET	04	121244	66,420.00-	04	010990	04	121244	Y	
		FY19 BUDGET	04	121245	197,968.00-	04	100412	04	121245	Y	
		FY19 BUDGET	04	121247	31,898.00-	04	010990	04	121247	Y	
		FY19 BUDGET	04	121248	215,110.00-	04	010990	04	121248	Y	
		FY19 BUDGET	04	133141	2,657,571.00-	04	100342	04	133141	Y	
		FY19 BUDGET	04	133143	95,765.00-	04	010990	04	133143	Y	
		FY19 BUDGET	04	133144	462,905.00-	04	010990	04	133144	Y	
		FY19 BUDGET	04	133145	1,379,719.00-	04	100412	04	133145	Y	
		FY19 BUDGET	04	133146	4,000.00-	04	100422	04	133146	Y	
		FY19 BUDGET	04	133147	222,307.00-	04	010990	04	133147	Y	
		FY19 BUDGET	04	133148	2,370,369.00-	04	010990	04	133148	Y	
		FY19 BUDGET	04	137161	1,007,591.00-	04	100342	04	137161	Y	
		FY19 BUDGET	04	137163	15,122.00-	04	010990	04	137163	Y	
		FY19 BUDGET	04	137164	125,968.00-	04	010990	04	137164	Y	
		FY19 BUDGET	04	137165	375,455.00-	04	100412	04	137165	Y	
		FY19 BUDGET	04	137167	60,495.00-	04	010990	04	137167	Y	
		FY19 BUDGET	04	137168	26,619.00-	04	010990	04	137168	Y	
		FY19 BUDGET	04	137170-00000	323,464.00-	04	010990	04	137170-00000	Y	
		FY19 BUDGET	04	150011	292,991.00-	04	100342	04	150011	Y	
		FY19 BUDGET	04	150013	2,529.00-	04	010990	04	150013	Y	
		FY19 BUDGET	04	150014	39,894.00-	04	010990	04	150014	Y	
		FY19 BUDGET	04	150015	118,908.00-	04	100412	04	150015	Y	
		FY19 BUDGET	04	150017	19,159.00-	04	010990	04	150017	Y	
		FY19 BUDGET	04	170111	100,006.00-	04	100342	04	170111	Y	
		FY19 BUDGET	04	170113	2,095.00-	04	010990	04	170113	Y	
		FY19 BUDGET	04	170114	20,339.00-	04	010990	04	170114	Y	
		FY19 BUDGET	04	170115	60,623.00-	04	100412	04	170115	Y	

Printed on a Xerox 9700 Laser Printing System at the Computing Services Center / Texas A&M University

Form: URGB01 (02/05/85)

CC	Account	Transaction Description	Offset CC	Offset Account	Amount	Actual Entry From CC	Actual Entry From Account	Actual Entry To CC	Actual Entry To Account	Feed	Mand
04	019000	BENEFITS E&G									
		FY19 BUDGET	04	170117	9,768.00-	04	010990	04	170117	Y	
		FY19 BUDGET	04	170118	558,247.00-	04	010990	04	170118	Y	
		** Potential Decrease in Fund Balan			12,717,293.00-						
04	020000	DESIGNATED TUITION									
		FY19 BUDGET	04	200000-00000	2,938,461.00	04	200000-00000	04	241260	N	
		FY19 BUDGET	04	200000-00000	288,205.00	04	200000-00000	04	241270-00000	N	
		** Potential Increase in Fund Balan			3,226,666.00						
04	024126	DESIGNATED TUITION SET-ASIDES									
		FY19 BUDGET	04	241260	2,938,461.00-	04	200000-00000	04	241260	N	
		** Potential Decrease in Fund Balan			2,938,461.00-						
04	024127	TARLETON TUITION GRANT-GRADUATE									
		FY19 BUDGET	04	241270-00000	288,205.00-	04	200000-00000	04	241270-00000	N	
		** Potential Decrease in Fund Balan			288,205.00-						
04	024710	TEXAS PUBLIC EDU GRANTS-RESIDENT									
		FY19 BUDGET TRSFS/ALLOCATIONS	04	247100	2,446,067.00-	04	101001-00000	04	247100	N	
		** Potential Decrease in Fund Balan			2,446,067.00-						
04	024720	TEXAS PUBLIC EDU GRANTS-NONRESID									
		FY19 BUDGET TRSFS/ALLOC	04	247200	52,691.00-	04	101002-00000	04	247200	N	
		** Potential Decrease in Fund Balan			52,691.00-						
04	100102	EDUCATIONAL & GENERAL STATE SUPP									
		FY19 BUDGET TRSFS/ALLOC	04	010010	78,998.00-	04	100102	04	180140	Y	
		FY19 BUDGET TRSFS/ALLOC	04	010010	16,245.00-	04	100102	04	181000	Y	
		FY19 BUDGET TRSFS/ALLOC	04	010010	300,000.00-	04	100102	04	181700	Y	
		FY19 BUDGET TRSFS/ALLOC	04	010010	992,377.00-	04	100102	04	181600	Y	
		FY19 BUDGET TRSFS/ALLOC	04	010010	79,953.00-	04	100102	04	180170	Y	
		FY19 BUDGET TRSFS/ALLOC	04	010010	494,928.00-	04	100102	04	180150-00000	Y	
		FY19 BUDGET TRFS/ALLOC	04	010010	10,792,006.00-	04	100102	04	010995	Y	
		FY19 BUDGET TRFS/ALLOC	04	010010	32,811,999.00-	04	100102	04	010990	Y	
		** Decrease in SL Allocation **			45,566,506.00-						
04	100103	E&G-TEXAS COMPREHENSIVE RESEARCH									
		FY19 BUDGET TRSFS/ALLOC	04	010010	94,879.00-	04	100103	04	150340	Y	
		FY19 BUDGET TRSFS/ALLOC	04	010010	155,230.00-	04	100103	04	180153	Y	
		FY19 BUDGET TRSFS/ALLOC	04	010010	23,167.00-	04	100103	04	135130	Y	
		FY19 BUDGET TRSFS/ALLOC	04	010010	190,817.00-	04	100103	04	150290	Y	
		** Decrease in SL Allocation **			464,093.00-						
04	100302	FICA CONTRIBUTIONS									
		FY19 BUDGET	04	010010	1,585,283.00-	04	100302	04	165110	Y	
		FY19 BUDGET	04	010010	13,447.00-	04	100302	04	166225	Y	

Printed on a Xerox 9700 Laser Printing System at the Computing Services Center / Texas A&M University

Form: URGB01 (02/05/85)

CC	Account	Transaction Description	Offset CC	Offset Account	Amount	Actual Entry From CC	Actual Entry From Account	Actual Entry To CC	Actual Entry To Account	Feed	Mand
04	100302	FICA CONTRIBUTIONS									
		FY19 BUDGET	04	010010	216,830.00-	04	100302	04	166235	Y	
		FY19 BUDGET	04	010010	5,731.00-	04	100302	04	166230	Y	
		FY19 BUDGET	04	010010	543,107.00-	04	100302	04	166210	Y	
		FY19 BUDGET	04	010010	45,442.00-	04	100302	04	165140	Y	
		FY19 BUDGET	04	010010	202,165.00-	04	100302	04	165135	Y	
		FY19 BUDGET	04	010010	114,956.00-	04	100302	04	165130	Y	
		FY19 BUDGET	04	010010	354,050.00-	04	100302	04	165125	Y	
		FY19 BUDGET	04	010010	80,320.00-	04	100302	04	165115	Y	
		** Decrease in SL Allocation **			3,161,331.00-						
04	100342	GROUP INS-STATE CONTRIBUTION-ERS									
		FY19 BUDGET	04	010010	2,657,571.00-	04	100342	04	133141	Y	
		FY19 BUDGET	04	010010	100,006.00-	04	100342	04	170111	Y	
		FY19 BUDGET	04	010010	292,991.00-	04	100342	04	150011	Y	
		FY19 BUDGET	04	010010	1,007,591.00-	04	100342	04	137161	Y	
		FY19 BUDGET	04	010010	308,882.00-	04	100342	04	121241	Y	
		FY19 BUDGET	04	010010	920,673.00-	04	100342	04	120201	Y	
		** Decrease in SL Allocation **			5,287,714.00-						
04	100412	TRS/ORP STATE PAID DIRECT									
		FY19 BUDGET	04	010010	118,908.00-	04	100412	04	150015	Y	
		FY19 BUDGET	04	010010	60,623.00-	04	100412	04	170115	Y	
		FY19 BUDGET	04	010010	1,379,719.00-	04	100412	04	133145	Y	
		FY19 BUDGET	04	010010	197,968.00-	04	100412	04	121245	Y	
		FY19 BUDGET	04	010010	79,316.00-	04	100412	04	120205	Y	
		FY19 BUDGET	04	010010	375,455.00-	04	100412	04	137165	Y	
		** Decrease in SL Allocation **			2,211,989.00-						
04	100422	UCI STATE PAID DIRECT									
		FY19 BUDGET	04	010010	4,000.00-	04	100422	04	133146	Y	
		FY19 BUDGET	04	010010	4,000.00-	04	100422	04	120206	Y	
		** Decrease in SL Allocation **			8,000.00-						
04	100432	NURSING SHORTAGE REDUCTION PROGR									
		FY19 BUDGET	04	010010	243,964.00-	04	100432	04	182100	N	
		FY19 BUDGET	04	010010	241,036.00-	04	100432	04	182200	N	
		** Decrease in SL Allocation **			485,000.00-						
04	101001-00000	TUITION FEE-RESIDENT									
		FY19 BUDGET TRSFS/ALLOC	04	010020	13,726,787.00-	04	101001-00000	04	010990	Y	
		FY19 BUDGET TRSFS/ALLOCATIONS	04	010020	2,446,067.00-	04	101001-00000	04	247100	N	
		FY19 BUDGET TRSFS/ALLOCATIONS	04	010020	134,257.00-	04	101001-00000	04	137115	Y	
		** Decrease in SL Allocation **			16,307,111.00-						
04	101002-00000	TUITION FEE-NONRES									
		FY19 BUDGET TRSFS/ALLOC	04	010020	1,703,661.00-	04	101002-00000	04	010990	Y	

Printed on a Xerox 9700 Laser Printing System at the Computing Services Center / Texas A&M University

Form: URGB01 (02/05/85)

CC	Account	Transaction Description	--- Offset --- CC	Account	Amount	-------- Actual Entry --------- ---- From ----- CC	Account	----- To ------ CC	Account	Feed	Mand
04	101002-00000	TUITION FEE-NONRES									
		FY19 BUDGET TRSFS/ALLOC	04	010020	52,691.00-	04	101002-00000	04	247200	N	
		** Decrease in SL Allocation **			1,756,352.00-						
04	101005-00000	TUITION - 3-PEAT COURSES									
		FY19 BUDGET TRSFS/ALLOC	04	010020	237,500.00-	04	101005-00000	04	010990	Y	
		** Decrease in SL Allocation **			237,500.00-						
04	101006-00000	TUITION - EXCESSIVE HOURS									
		FY19 BUDGET TRSFS/ALLOC	04	010020	286,990.00-	04	101006-00000	04	010990	Y	
		** Decrease in SL Allocation **			286,990.00-						
04	101010-00000	LABORATORY FEES									
		FY19 BUDGET TRSFS/ALLOC	04	010025	282,606.00-	04	101010-00000	04	010990	Y	
		** Decrease in SL Allocation **			282,606.00-						
04	101014	REVENUE REMISSIONS AND EXEMPTION									
		FY19 BUDGET TRSFS/ALLOC	04	010020	750,000.00-	04	101014	04	180105	Y	
		** Decrease in SL Allocation **			750,000.00-						
04	101015	TUITION DISCOUNTS AND ALLOWANCES									
		FY19 TRSFS/ALLOC	04	010020	6,187,245.00	04	180106	04	101015	N	
		** Increase in SL Allocation **			6,187,245.00						
04	102002	INTEREST-LOCAL FUNDS TIME									
		FY19 BUDGET TRSFS/ALLOC	04	010030	61,860.00-	04	102002	04	010990	Y	
		** Decrease in SL Allocation **			61,860.00-						
04	102009	MISCELLANEOUS INCOME									
		FY19 BUDGET TRSFS/ALLOC	04	010030	652.00-	04	102009	04	010990	Y	
		** Decrease in SL Allocation **			652.00-						
04	103101	FARM OPERATIONS									
		FY19 BUDGET TRSFS/ALLOC	04	010040	107,000.00-	04	103101	04	138100	Y	
		** Decrease in SL Allocation **			107,000.00-						
04	103102	MEATS LABORATORY-LIVESTOCK									
		FY19 BUDGET TRSFS/ALLOC	04	010040	92,734.00-	04	103102	04	138101	Y	
		** Decrease in SL Allocation **			92,734.00-						
04	103103	HORTICULTURE CENTER-PLANTS									
		FY19 BUDGET TRSFS/ALLOC	04	010040	12,541.00-	04	103103	04	138102	Y	
		** Decrease in SL Allocation **			12,541.00-						
04	103109	PHYSICAL EDUCATION SWIMMING POOL									
		FY19 BUDGET TRSFS/ALLOC	04	010040	14,339.00-	04	103109	04	138200	Y	
		** Decrease in SL Allocation **			14,339.00-						

Printed on a Xerox 9700 Laser Printing System at the Computing Services Center / Texas A&M University

Form: URGB01 (02/05/85)

CC	Account	Transaction Description	--- Offset --- CC	Account	Amount	-------- Actual Entry --------- ---- From ----- CC	Account	----- To ------ CC	Account	Feed	Mand
04	120100	PRESIDENT'S OFFICE									
		FY19 BUDGET	04	011000	339,713.00	04	010990	04	120100	Y	
		** Increase in SL Allocation **			339,713.00						
04	120110	VICE PRESIDENT ACADEMIC AFFAIRS									
		FY19 BUDGET	04	011000	145,199.00	04	010990	04	120110	Y	
		** Increase in SL Allocation **			145,199.00						
04	120120	VP FINANCE & ADMIN									
		FY19 BUDGET	04	011000	283,314.00	04	010990	04	120120	Y	
		** Increase in SL Allocation **			283,314.00						
04	120125	INFORMATION TECHNOLOGY									
		FY19 BUDGET	04	011000	1,817,038.00	04	010990	04	120125	Y	
		** Increase in SL Allocation **			1,817,038.00						
04	120129	IT HELP DESK									
		FY19 BUDGET	04	011000	141,712.00	04	010990	04	120129	Y	
		** Increase in SL Allocation **			141,712.00						
04	120130	UNIVERSITY WEB SERVICES									
		FY19 BUDGET	04	011000	197,877.00	04	010990	04	120130	Y	
		** Increase in SL Allocation **			197,877.00						
04	120140	BUSINESS SERVICES									
		FY19 BUDGET	04	011000	1,050,924.00	04	010990	04	120140	Y	
		** Increase in SL Allocation **			1,050,924.00						
04	120145	PURCHASING AND SUPPORT SERVICES									
		FY19 BUDGET	04	011000	216,342.00	04	010990	04	120145	Y	
		** Increase in SL Allocation **			216,342.00						
04	120148	HUB PROGRAM									
		FY19 BUDGET	04	011000	98,099.00	04	010990	04	120148	Y	
		** Increase in SL Allocation **			98,099.00						
04	120150	IT ADMINISTRATION									
		FY19 BUDGET	04	011000	260,398.00	04	010990	04	120150	Y	
		** Increase in SL Allocation **			260,398.00						
04	120160	STUDENT FINANCIAL AID									
		FY19 BUDGET	04	011000	522,530.00	04	010990	04	120160	Y	
		** Increase in SL Allocation **			522,530.00						
04	120170	STUDENT AFFAIRS STATE									
		FY19 BUDGET	04	011000	382,106.00	04	010990	04	120170	Y	
		** Increase in SL Allocation **			382,106.00						

Printed on a Xerox 9700 Laser Printing System at the Computing Services Center / Texas A&M University

Form: URGB01 (02/05/85)

CC	Account	Transaction Description	Offset CC	Offset Account	Amount	Actual Entry From CC	Actual Entry From Account	Actual Entry To CC	Actual Entry To Account	Feed	Mand
04	120180	REGISTRAR'S OFFICE									
		FY19 BUDGET	04	011000	580,125.00	04	010990	04	120180	Y	
		** Increase in SL Allocation **			580,125.00						
04	120190	EMPLOYEE SERVICES									
		FY19 BUDGET	04	011000	507,987.00	04	010990	04	120190	Y	
		** Increase in SL Allocation **			507,987.00						
04	120201	GROUP INSURANCE-GR-INSTIT SUPPOR									
		FY19 BUDGET	04	019000	920,673.00	04	100342	04	120201	Y	
		** Increase in SL Allocation **			920,673.00						
04	120203	WORKERS COMPENSATION-INSTIT SUPP									
		FY19 BUDGET	04	019000	16,873.00	04	010990	04	120203	Y	
		** Increase in SL Allocation **			16,873.00						
04	120204	ORP/TRS INSTIT SHARE-INSTIT SUPP									
		FY19 BUDGET	04	019000	26,611.00	04	010990	04	120204	Y	
		** Increase in SL Allocation **			26,611.00						
04	120205	ORP/TRS STATE SHARE-INSTIT SUPPO									
		FY19 BUDGET	04	019000	79,316.00	04	100412	04	120205	Y	
		** Increase in SL Allocation **			79,316.00						
04	120206	UNEMPLOYMENT COMPENSATION-INST S									
		FY19 BUDGET	04	019000	4,000.00	04	100422	04	120206	Y	
		** Increase in SL Allocation **			4,000.00						
04	120207	LONGEVITY PAY-INSTITUTIONAL SUPP									
		FY19 BUDGET	04	019000	12,780.00	04	010990	04	120207	Y	
		** Increase in SL Allocation **			12,780.00						
04	120208	GROUP INSURANCE-243-INSTIT SUPPO									
		FY19 BUDGET	04	019000	479,475.00	04	010990	04	120208	Y	
		** Increase in SL Allocation **			479,475.00						
04	120400	DEAN OF ENROLLMENT MANAGEMENT									
		FY19 BUDGET	04	011000	153,930.00	04	010990	04	120400	Y	
		** Increase in SL Allocation **			153,930.00						
04	120450	SCHOOL RELATIONS-RECRUITING									
		FY19 BUDGET	04	011000	67,425.00	04	010990	04	120450	Y	
		** Increase in SL Allocation **			67,425.00						
04	120500	ADMISSION OFFICE									
		FY19 BUDGET	04	011000	233,815.00	04	010990	04	120500	Y	
		** Increase in SL Allocation **			233,815.00						

Printed on a Xerox 9700 Laser Printing System at the Computing Services Center / Texas A&M University

Form: URGB01 (02/05/85)

CC	Account	Transaction Description	--- Offset --- CC	Account	Amount	-------- Actual Entry --------- ---- From ----- CC	Account	----- To ------ CC	Account	Feed	Mand
04	121210	CLYDE WELLS FINE ARTS CENTER									
		FY19 BUDGET	04	011000	128,039.00	04	010990	04	121210	Y	
		** Increase in SL Allocation **			128,039.00						
04	121220	PLANETARIUM									
		FY19 BUDGET	04	011000	105,175.00	04	010990	04	121220	Y	
		** Increase in SL Allocation **			105,175.00						
04	121240	CAREER SERVICES									
		FY19 BUDGET	04	011000	346,112.00	04	010990	04	121240	Y	
		** Increase in SL Allocation **			346,112.00						
04	121241	GROUP INSURANCE-GR-STUDENT SERVI									
		FY19 BUDGET	04	019000	308,882.00	04	100342	04	121241	Y	
		** Increase in SL Allocation **			308,882.00						
04	121243	WORKERS COMPENSATION-STUDENT SER									
		FY19 BUDGET	04	019000	5,378.00	04	010990	04	121243	Y	
		** Increase in SL Allocation **			5,378.00						
04	121244	ORP/TRS INSTIT SHARE-STUDENT SER									
		FY19 BUDGET	04	019000	66,420.00	04	010990	04	121244	Y	
		** Increase in SL Allocation **			66,420.00						
04	121245	ORP/TRS STATE SHARE-STUDENT SERV									
		FY19 BUDGET	04	019000	197,968.00	04	100412	04	121245	Y	
		** Increase in SL Allocation **			197,968.00						
04	121247	LONGEVITY PAY - STUDENT SERVICES									
		FY19 BUDGET	04	019000	31,898.00	04	010990	04	121247	Y	
		** Increase in SL Allocation **			31,898.00						
04	121248	GROUP INSURANCE-243-STUDENT SERV									
		FY19 BUDGET	04	019000	215,110.00	04	010990	04	121248	Y	
		** Increase in SL Allocation **			215,110.00						
04	121250	UNIVERSITY NEWS AND INFORMATION									
		FY19 BUDGET	04	011000	161,611.00	04	010990	04	121250	Y	
		** Increase in SL Allocation **			161,611.00						
04	121253	PUBLICATIONS/GRAPHIC DESIGN									
		FY19 BUDGET	04	011000	6,058.00	04	010990	04	121253	Y	
		** Increase in SL Allocation **			6,058.00						
04	121270	VP FOR INSTITUTIONAL ADVANCEMENT									
		FY19 BUDGET	04	011000	255,031.00	04	010990	04	121270	Y	
		** Increase in SL Allocation **			255,031.00						

Printed on a Xerox 9700 Laser Printing System at the Computing Services Center / Texas A&M University

Form: URGB01 (02/05/85)

CC	Account	Transaction Description	--- Offset --- CC	Account	Amount	-------- Actual Entry --------- ---- From ----- CC	Account	----- To ------ CC	Account	Feed	Mand
04	121280	INSTITUTIONAL RESEARCH									
		FY19 BUDGET	04	011000	276,356.00	04	010990	04	121280	Y	
		** Increase in SL Allocation **			276,356.00						
04	130100-00000	AGRICULTURAL SERVICES AND DEVELO									
		FY19 BUDGET	04	011000	1,331,319.00	04	010990	04	130100-00000	Y	
		** Increase in SL Allocation **			1,331,319.00						
04	130110-00000	WSES									
		FY19 BUDGET	04	011000	1,036,831.00	04	010990	04	130110-00000	Y	
		** Increase in SL Allocation **			1,036,831.00						
04	130110-35290	C/S-TPWD MESIQUITE SAVANNA-TEXAS									
		FY19 BUDGET	04	011000	11,652.00	04	010990	04	130110-35290	Y	
		** Increase in SL Allocation **			11,652.00						
04	130110-35300	C/S-TPWD CONVERTING BERMUDAGRASS									
		FY19 BUDGET	04	011000	8,321.00	04	010990	04	130110-35300	Y	
		** Increase in SL Allocation **			8,321.00						
04	130115	FARM OPERATIONS-STATE SALARIES									
		FY19 BUDGET	04	011000	70,506.00	04	010990	04	130115	Y	
		** Increase in SL Allocation **			70,506.00						
04	130120	ANIMAL SCIENCES									
		FY19 BUDGET	04	011000	1,141,357.00	04	010990	04	130120	Y	
		** Increase in SL Allocation **			1,141,357.00						
04	130140	ENGINEERING TECHNOLOGY									
		FY19 BUDGET	04	011000	783,471.00	04	010990	04	130140	Y	
		** Increase in SL Allocation **			783,471.00						
04	131100-00000	BIOLOGICAL SCIENCES									
		FY19 BUDGET	04	011000	1,266,710.00	04	010990	04	131100-00000	Y	
		** Increase in SL Allocation **			1,266,710.00						
04	131101	MEDICAL LAB SCIENCES									
		FY19 BUDGET	04	011000	653,039.00	04	010990	04	131101	Y	
		** Increase in SL Allocation **			653,039.00						
04	131102	NURSING									
		FY19 BUDGET	04	011000	1,576,466.00	04	010990	04	131102	Y	
		** Increase in SL Allocation **			1,576,466.00						
04	131110	ENGLISH AND LANGUAGES									
		FY19 BUDGET	04	011000	1,563,102.00	04	010990	04	131110	Y	
		** Increase in SL Allocation **			1,563,102.00						

Printed on a Xerox 9700 Laser Printing System at the Computing Services Center / Texas A&M University

Form: URGB01 (02/05/85)

CC	Account	Transaction Description	--- Offset --- CC	Account	Amount	-------- Actual Entry --------- ---- From ----- CC	Account	----- To ------ CC	Account	Feed	Mand
04	131120	MATHEMATICS									
		FY19 BUDGET	04	011000	1,457,345.00	04	010990	04	131120	Y	
		** Increase in SL Allocation **			1,457,345.00						
04	131121	ENGINEERING & COMPUTER SCIENCE									
		FY19 BUDGET	04	011000	828,690.00	04	010990	04	131121	Y	
		** Increase in SL Allocation **			828,690.00						
04	131130	CHEMISTRY,GEOSCIENCE & PHYSICS									
		FY19 BUDGET	04	011000	1,396,739.00	04	010990	04	131130	Y	
		** Increase in SL Allocation **			1,396,739.00						
04	131140	SOCIAL SCIENCES									
		FY19 BUDGET	04	011000	1,703,775.00	04	010990	04	131140	Y	
		** Increase in SL Allocation **			1,703,775.00						
04	131141	CRIMINAL JUSTICE									
		FY19 BUDGET	04	011000	1,046,548.00	04	010990	04	131141	Y	
		** Increase in SL Allocation **			1,046,548.00						
04	131142-00000	SOCIAL WORK PROGRAM									
		FY19 BUDGET	04	011000	401,707.00	04	010990	04	131142-00000	Y	
		** Increase in SL Allocation **			401,707.00						
04	131142-00100	C/S-TITLE IV-E									
		FY19 BUDGET	04	011000	268,879.00	04	010990	04	131142-00100	Y	
		** Increase in SL Allocation **			268,879.00						
04	131145	SCHOOL OF CRIMINOLOGY, CRIMINAL									
		FY19 BUDGET	04	011000	130,434.00	04	010990	04	131145	Y	
		** Increase in SL Allocation **			130,434.00						
04	131150	MILITARY SCIENCE									
		FY19 BUDGET	04	011000	28,606.00	04	010990	04	131150	Y	
		** Increase in SL Allocation **			28,606.00						
04	131151	JOHN TARLETON LEADERSHIP ACADEMY									
		FY19 BUDGET	04	011000	159,132.00	04	010990	04	131151	Y	
		** Increase in SL Allocation **			159,132.00						
04	132100	CURRICULUM AND INSTRUCTION									
		FY19 BUDGET	04	011000	2,019,750.00	04	010990	04	132100	Y	
		** Increase in SL Allocation **			2,019,750.00						
04	132110	PSYCHOLOGY									
		FY19 BUDGET	04	011000	537,783.00	04	010990	04	132110	Y	
		** Increase in SL Allocation **			537,783.00						

Printed on a Xerox 9700 Laser Printing System at the Computing Services Center / Texas A&M University

Form: URGB01 (02/05/85)

CC	Account	Transaction Description	--- Offset --- CC	Account	Amount	-------- Actual Entry --------- ---- From ----- CC	Account	----- To ------ CC	Account	Feed	Mand
04	132120	FINE ARTS									
		FY19 BUDGET	04	011000	1,394,518.00	04	010990	04	132120	Y	
		** Increase in SL Allocation **			1,394,518.00						
04	132130	KINESIOLOGY									
		FY19 BUDGET	04	011000	1,233,200.00	04	010990	04	132130	Y	
		** Increase in SL Allocation **			1,233,200.00						
04	132160	EDUCATIONAL LEADERSHIP/POLICY ST									
		FY19 BUDGET	04	011000	849,473.00	04	010990	04	132160	Y	
		** Increase in SL Allocation **			849,473.00						
04	132170	COMMUNICATIONS STUDIES									
		FY19 BUDGET	04	011000	815,493.00	04	010990	04	132170	Y	
		** Increase in SL Allocation **			815,493.00						
04	132180	COUNSELING									
		FY19 BUDGET	04	011000	627,207.00	04	010990	04	132180	Y	
		** Increase in SL Allocation **			627,207.00						
04	133100	ACCOUNTING, FINANCE AND ECONOMIC									
		FY19 BUDGET	04	011000	1,655,584.00	04	010990	04	133100	Y	
		** Increase in SL Allocation **			1,655,584.00						
04	133120	COMPUTER INFORMATION SYSTEMS									
		FY19 BUDGET	04	011000	898,336.00	04	010990	04	133120	Y	
		** Increase in SL Allocation **			898,336.00						
04	133130	MANAGEMENT									
		FY19 BUDGET	04	011000	1,133,766.00	04	010990	04	133130	Y	
		** Increase in SL Allocation **			1,133,766.00						
04	133141	GROUP INSURANCE - GR - INSTRUCTI									
		FY19 BUDGET	04	019000	2,657,571.00	04	100342	04	133141	Y	
		** Increase in SL Allocation **			2,657,571.00						
04	133143	WORKERS COMPENSATION-INSTRUCTION									
		FY19 BUDGET	04	019000	95,765.00	04	010990	04	133143	Y	
		** Increase in SL Allocation **			95,765.00						
04	133144	ORP/TRS INSTIT SHARE-INSTRUCTION									
		FY19 BUDGET	04	019000	462,905.00	04	010990	04	133144	Y	
		** Increase in SL Allocation **			462,905.00						
04	133145	ORP/TRS STATE SHARE-INSTRUCTION									
		FY19 BUDGET	04	019000	1,379,719.00	04	100412	04	133145	Y	
		** Increase in SL Allocation **			1,379,719.00						

Printed on a Xerox 9700 Laser Printing System at the Computing Services Center / Texas A&M University

Form: URGB01 (02/05/85)

CC	Account	Transaction Description	Offset CC	Offset Account	Amount	Actual Entry From CC	Actual Entry From Account	Actual Entry To CC	Actual Entry To Account	Feed	Mand
04	133146	UNEMPLOYMENT COMPENSATION-INSTRU									
		FY19 BUDGET	04	019000	4,000.00	04	100422	04	133146	Y	
		** Increase in SL Allocation **			4,000.00						
04	133147	LONGEVITY PAY - INSTRUCTION									
		FY19 BUDGET	04	019000	222,307.00	04	010990	04	133147	Y	
		** Increase in SL Allocation **			222,307.00						
04	133148	GROUP INSURANCE-243-INSTRUCTION									
		FY19 BUDGET	04	019000	2,370,369.00	04	010990	04	133148	Y	
		** Increase in SL Allocation **			2,370,369.00						
04	135010	STUDENT SUCCESS									
		FY19 BUDGET	04	011000	49,695.00	04	010990	04	135010	Y	
		** Increase in SL Allocation **			49,695.00						
04	135100-00000	EDUCATION INSTRUCTIONAL SUPPORT									
		FY19 BUDGET	04	011000	21,991.00	04	010990	04	135100-00000	Y	
		** Increase in SL Allocation **			21,991.00						
04	135110	PRESIDENTIAL HONORS PROGRAM									
		FY19 BUDGET	04	011000	89,149.00	04	010990	04	135110	Y	
		** Increase in SL Allocation **			89,149.00						
04	135120	IT APPLICATIONS SUPPORT									
		FY19 BUDGET	04	011000	224,877.00	04	010990	04	135120	Y	
		** Increase in SL Allocation **			224,877.00						
04	135130	INSTRUCTIONAL GRANTS AND CONTRAC									
		FY19 BUDGET TRSFS/ALLOC	04	015100	23,167.00	04	100103	04	135130	Y	
		** Increase in SL Allocation **			23,167.00						
04	135140	INSTRUCT TECH & DISTANCE LEARNIN									
		FY19 BUDGET	04	011000	668,320.00	04	010990	04	135140	Y	
		** Increase in SL Allocation **			668,320.00						
04	135180	COMPUTER LAB - BUSINESS BUILDING									
		FY19 BUDGET	04	011000	34,997.00	04	010990	04	135180	Y	
		** Increase in SL Allocation **			34,997.00						
04	135190	CRC LAB-STATE									
		FY19 BUDGET	04	011000	11,666.00	04	010990	04	135190	Y	
		** Increase in SL Allocation **			11,666.00						
04	137100-00000	ACADEMIC AFFAIRS									
		FY19 BUDGET	04	011000	1,020,631.00	04	010990	04	137100-00000	Y	
		** Increase in SL Allocation **			1,020,631.00						

Printed on a Xerox 9700 Laser Printing System at the Computing Services Center / Texas A&M University

Form: URGB01 (02/05/85)

CC	Account	Transaction Description	Offset CC	Offset Account	Amount	Actual Entry From CC	Actual Entry From Account	Actual Entry To CC	Actual Entry To Account	Feed	Mand
04	137110	COLLEGE OF GRADUATE STUDIES									
		FY19 BUDGET	04	011000	429,498.00	04	010990	04	137110	Y	
		** Increase in SL Allocation **			429,498.00						
04	137112	INSTRUCTIONAL GRANTS & CONTRACTS									
		FY19 BUDGET	04	011000	56,650.00	04	010990	04	137112	Y	
		** Increase in SL Allocation **			56,650.00						
04	137115	GRADUATE DIFFERENTIAL OPERATIONS									
		FY19 BUDGET TRSFS/ALLOCATIONS	04	011000	134,257.00	04	101001-00000	04	137115	Y	
		** Increase in SL Allocation **			134,257.00						
04	137120	AGRICULTURAL & ENVIRONMENTAL SCI									
		FY19 BUDGET	04	011000	415,675.00	04	010990	04	137120	Y	
		** Increase in SL Allocation **			415,675.00						
04	137130	COLLEGE OF SCIENCE AND TECHNOLOG									
		FY19 BUDGET	04	011000	341,236.00	04	010990	04	137130	Y	
		** Increase in SL Allocation **			341,236.00						
04	137140	COLLEGE OF EDUCATION									
		FY19 BUDGET	04	011000	374,133.00	04	010990	04	137140	Y	
		** Increase in SL Allocation **			374,133.00						
04	137150	COLLEGE OF BUSINESS ADMINISTRATI									
		FY19 BUDGET	04	011000	495,509.00	04	010990	04	137150	Y	
		** Increase in SL Allocation **			495,509.00						
04	137161	GROUP INSURANCE-GR-ACADEMIC SUPP									
		FY19 BUDGET	04	019000	1,007,591.00	04	100342	04	137161	Y	
		** Increase in SL Allocation **			1,007,591.00						
04	137163	WORKERS COMPENSATION-ACADEMIC SU									
		FY19 BUDGET	04	019000	15,122.00	04	010990	04	137163	Y	
		** Increase in SL Allocation **			15,122.00						
04	137164	ORP/TRS INSTIT SHARE-ACADEMIC SU									
		FY19 BUDGET	04	019000	125,968.00	04	010990	04	137164	Y	
		** Increase in SL Allocation **			125,968.00						
04	137165	ORP/TRS STATE SHARE-ACADEMIC SUP									
		FY19 BUDGET	04	019000	375,455.00	04	100412	04	137165	Y	
		** Increase in SL Allocation **			375,455.00						
04	137167	LONGEVITY PAY - ACADEMIC SUPPORT									
		FY19 BUDGET	04	019000	60,495.00	04	010990	04	137167	Y	
		** Increase in SL Allocation **			60,495.00						

Printed on a Xerox 9700 Laser Printing System at the Computing Services Center / Texas A&M University

Form: URGB01 (02/05/85)

CC	Account	Transaction Description	Offset CC	Offset Account	Amount	Actual Entry From CC	Actual Entry From Account	Actual Entry To CC	Actual Entry To Account	Feed	Mand
04	137168	GROUP INSURANCE-243-ACADEMIC SUP									
		FY19 BUDGET	04	019000	26,619.00	04	010990	04	137168	Y	
		** Increase in SL Allocation **			26,619.00						
04	137170-00000	COLLEGE OF LIBERAL AND FINE ARTS									
		FY19 BUDGET	04	019000	323,464.00	04	010990	04	137170-00000	Y	
		** Increase in SL Allocation **			323,464.00						
04	137190-00000	COLLEGE OF HEALTH & SERVICE PROF									
		FY19 BUDGET	04	011000	325,572.00	04	010990	04	137190-00000	Y	
		** Increase in SL Allocation **			325,572.00						
04	137190-35660	C/S-TITLE IV-E TRAINING FY17									
		FY19 BUDGET	04	011000	18,204.00	04	010990	04	137190-35660	Y	
		** Increase in SL Allocation **			18,204.00						
04	138100	FARM OPERATIONS									
		FY19 BUDGET TRSFS/ALLOC	04	013800	107,000.00	04	103101	04	138100	Y	
		** Increase in SL Allocation **			107,000.00						
04	138101	MEATS LAB									
		FY19 BUDGET TRSFS/ALLOC	04	013800	92,734.00	04	103102	04	138101	Y	
		** Increase in SL Allocation **			92,734.00						
04	138102	HORTICULTURE CENTER									
		FY19 BUDGET TRSFS/ALLOC	04	013800	12,541.00	04	103103	04	138102	Y	
		** Increase in SL Allocation **			12,541.00						
04	138200	PHYSICAL EDUCATION SWIMMING POOL									
		FY19 BUDGET TRSFS/ALLOC	04	013800	14,339.00	04	103109	04	138200	Y	
		** Increase in SL Allocation **			14,339.00						
04	140200	LIBRARY-OTHER									
		FY19 BUDGET	04	011000	1,237,048.00	04	010990	04	140200	Y	
		** Increase in SL Allocation **			1,237,048.00						
04	150011	GROUP INSURANCE -GR - RESEARCH									
		FY19 BUDGET	04	019000	292,991.00	04	100342	04	150011	Y	
		** Increase in SL Allocation **			292,991.00						
04	150013	WORKERS COMPENSATION-RESEARCH									
		FY19 BUDGET	04	019000	2,529.00	04	010990	04	150013	Y	
		** Increase in SL Allocation **			2,529.00						
04	150014	ORP/TRS INSTIT SHARE-RESEARCH									
		FY19 BUDGET	04	019000	39,894.00	04	010990	04	150014	Y	
		** Increase in SL Allocation **			39,894.00						

Printed on a Xerox 9700 Laser Printing System at the Computing Services Center / Texas A&M University

Form: URGB01 (02/05/85)

CC	Account	Transaction Description	--- Offset --- CC	Account	Amount	-------- Actual Entry --------- ---- From ----- CC	Account	----- To ------ CC	Account	Feed	Mand
04	150015	ORP/TRS STATE SHARE-RESEARCH									
		FY19 BUDGET	04	019000	118,908.00	04	100412	04	150015	Y	
		** Increase in SL Allocation **			118,908.00						
04	150017	LONGEVITY PAY - RESEARCH									
		FY19 BUDGET	04	019000	19,159.00	04	010990	04	150017	Y	
		** Increase in SL Allocation **			19,159.00						
04	150290	PROVOST'S SUMMER RESEARCH FUNDS									
		FY19 BUDGET TRSFS/ALLOC	04	015100	190,817.00	04	100103	04	150290	Y	
		** Increase in SL Allocation **			190,817.00						
04	150340	GRADUATE ASSISTANT RESEARCH									
		FY19 BUDGET TRSFS/ALLOC	04	015100	94,879.00	04	100103	04	150340	Y	
		** Increase in SL Allocation **			94,879.00						
04	165110	FICA CONTRIBUTIONS-INSTRUCTION									
		FY19 BUDGET	04	016500	1,585,283.00	04	100302	04	165110	Y	
		** Increase in SL Allocation **			1,585,283.00						
04	165115	FICA CONTRIBUTIONS-RESEARCH									
		FY19 BUDGET	04	016500	80,320.00	04	100302	04	165115	Y	
		** Increase in SL Allocation **			80,320.00						
04	165125	FICA CONTRIBUTIONS-ACADEMIC SUPP									
		FY19 BUDGET	04	016500	354,050.00	04	100302	04	165125	Y	
		** Increase in SL Allocation **			354,050.00						
04	165130	FICA CONTRIBUTIONS-STUDENT SERVI									
		FY19 BUDGET	04	016500	114,956.00	04	100302	04	165130	Y	
		** Increase in SL Allocation **			114,956.00						
04	165135	FICA CONTRIBUTIONS-INSTIT SUPPOR									
		FY19 BUDGET	04	016500	202,165.00	04	100302	04	165135	Y	
		** Increase in SL Allocation **			202,165.00						
04	165140	FICA CONTRIBUTIONS-PLANT									
		FY19 BUDGET	04	016500	45,442.00	04	100302	04	165140	Y	
		** Increase in SL Allocation **			45,442.00						
04	166210	FICA CONTRIBUTIONS-243-INSTRUCTI									
		FY19 BUDGET	04	016600	543,107.00	04	100302	04	166210	Y	
		** Increase in SL Allocation **			543,107.00						
04	166225	FICA CONTRIBUTIONS-243-ACADEMIC									
		FY19 BUDGET	04	016600	13,447.00	04	100302	04	166225	Y	
		** Increase in SL Allocation **			13,447.00						

Printed on a Xerox 9700 Laser Printing System at the Computing Services Center / Texas A&M University

Form: URGB01 (02/05/85)

CC	Account	Transaction Description	Offset CC	Offset Account	Amount	Actual Entry From CC	Actual Entry From Account	Actual Entry To CC	Actual Entry To Account	Feed	Mand
04	166230	FICA CONTRIBUTIONS-243-STUDENT S									
		FY19 BUDGET	04	016600	5,731.00	04	100302	04	166230	Y	
		** Increase in SL Allocation **			5,731.00						
04	166235	FICA CONTRIBUTIONS-243-INSTIT SU									
		FY19 BUDGET	04	016600	216,830.00	04	100302	04	166235	Y	
		** Increase in SL Allocation **			216,830.00						
04	170111	GROUP INSURANCE - GR - PLANT									
		FY19 BUDGET	04	019000	100,006.00	04	100342	04	170111	Y	
		** Increase in SL Allocation **			100,006.00						
04	170113	WORKERS COMPENSATION-PLANT									
		FY19 BUDGET	04	019000	2,095.00	04	010990	04	170113	Y	
		** Increase in SL Allocation **			2,095.00						
04	170114	ORP/TRS INSTIT SHARE-PLANT									
		FY19 BUDGET	04	019000	20,339.00	04	010990	04	170114	Y	
		** Increase in SL Allocation **			20,339.00						
04	170115	ORP/TRS STATE SHARE-PLANT									
		FY19 BUDGET	04	019000	60,623.00	04	100412	04	170115	Y	
		** Increase in SL Allocation **			60,623.00						
04	170117	LONGEVITY PAY - PLANT									
		FY19 BUDGET	04	019000	9,768.00	04	010990	04	170117	Y	
		** Increase in SL Allocation **			9,768.00						
04	170118	GROUP INSURANCE-243-PLANT									
		FY19 BUDGET	04	019000	558,247.00	04	010990	04	170118	Y	
		** Increase in SL Allocation **			558,247.00						
04	171100	UNIVERSITY POLICE									
		FY19 BUDGET	04	011000	583,008.00	04	010990	04	171100	Y	
		** Increase in SL Allocation **			583,008.00						
04	175100	PURCHASED UTILITIES									
		FY19 BUDGET	04	011000	1,292,212.00	04	010990	04	175100	Y	
		** Increase in SL Allocation **			1,292,212.00						
04	176200	RISK MANAGEMENT & COMPLIANCE									
		FY19 BUDGET	04	011000	164,213.00	04	010990	04	176200	Y	
		** Increase in SL Allocation **			164,213.00						
04	180105	TUITION REMISSIONS AND EXEMPTION									
		FY19 BUDGET TRSFS/ALLOC	04	010030	750,000.00	04	101014	04	180105	Y	
		** Increase in SL Allocation **			750,000.00						

Printed on a Xerox 9700 Laser Printing System at the Computing Services Center / Texas A&M University

Form: URGB01 (02/05/85)

CC	Account	Transaction Description	--- Offset --- CC	Account	Amount	-------- Actual Entry --------- ---- From ----- CC	Account	----- To ------ CC	Account	Feed	Mand
04	180106	TUITION DISCOUNTS AND ALLOWANCES									
		FY19 TRSFS/ALLOC	04	018000	6,187,245.00-	04	180106	04	101015	N	
		** Decrease in SL Allocation **			6,187,245.00-						
04	180140	SMALL BUSINESS DEVELOPMENT CENTE									
		FY19 BUDGET TRSFS/ALLOC	04	018000	78,998.00	04	100102	04	180140	Y	
		** Increase in SL Allocation **			78,998.00						
04	180150-00000	INSTITUTE APPLIED ENVIRONMENT RS									
		FY19 BUDGET TRSFS/ALLOC	04	018000	494,928.00	04	100102	04	180150-00000	Y	
		** Increase in SL Allocation **			494,928.00						
04	180153	INSTITUTE APPLIED ENVIR RSRCH-RD									
		FY19 BUDGET TRSFS/ALLOC	04	015100	155,230.00	04	100103	04	180153	Y	
		** Increase in SL Allocation **			155,230.00						
04	180170	AGRICULTURE CENTER									
		FY19 BUDGET TRSFS/ALLOC	04	018000	79,953.00	04	100102	04	180170	Y	
		** Increase in SL Allocation **			79,953.00						
04	180600	TUITION REBATES									
		FY19 BUDGET	04	011000	100,000.00	04	010990	04	180600	Y	
		** Increase in SL Allocation **			100,000.00						
04	181000	SOUTHWEST METROPLEX OUTREACH									
		FY19 BUDGET TRSFS/ALLOC	04	018000	16,245.00	04	100102	04	181000	Y	
		** Increase in SL Allocation **			16,245.00						
04	181600	MULTI-INSTITUTION TEACHING CENTE									
		FY19 BUDGET TRSFS/ALLOC	04	018000	992,377.00	04	100102	04	181600	Y	
		** Increase in SL Allocation **			992,377.00						
04	181700	INSTITUTIONAL ENHANCEMENT									
		FY19 BUDGET TRSFS/ALLOC	04	018000	300,000.00	04	100102	04	181700	Y	
		** Increase in SL Allocation **			300,000.00						
04	182100	NSRP UNDER 70 FY16-17									
		FY19 BUDGET	04	016000	243,964.00	04	100432	04	182100	N	
		** Increase in SL Allocation **			243,964.00						
04	182200	NSRP REGULAR PROGRAM FY16-17									
		FY19 BUDGET	04	016000	241,036.00	04	100432	04	182200	N	
		** Increase in SL Allocation **			241,036.00						
04	200000-00000	DESIGNATED TUITION-REVENUE									
		FY19 BUDGET	04	020000	288,205.00-	04	200000-00000	04	241270-00000	N	
		FY19 BUDGET	04	020000	2,938,461.00-	04	200000-00000	04	241260	N	
		** Decrease in SL Allocation **			3,226,666.00-						

Printed on a Xerox 9700 Laser Printing System at the Computing Services Center / Texas A&M University

Form: URGB01 (02/05/85)

CC	Account	Transaction Description	--- Offset --- CC	Account	Amount	-------- Actual Entry --------- ---- From ----- CC	Account	----- To ------ CC	Account	Feed	Mand
04	241260	TARLETON TUITION GRANT-UNDERGRAD									
		FY19 BUDGET	04	024126	2,938,461.00	04	200000-00000	04	241260	N	
		** Increase in SL Allocation **			2,938,461.00						
04	241270-00000	TARLETON TUITION GRANT-GRADUATE									
		FY19 BUDGET	04	024127	288,205.00	04	200000-00000	04	241270-00000	N	
		** Increase in SL Allocation **			288,205.00						
04	247100	TEXAS PUBLIC EDU GRANTS-RESIDENT									
		FY19 BUDGET TRSFS/ALLOCATIONS	04	024710	2,446,067.00	04	101001-00000	04	247100	N	
		** Increase in SL Allocation **			2,446,067.00						
04	247200	TEXAS PUBLIC EDU GRANTS-NONRESID									
		FY19 BUDGET TRSFS/ALLOC	04	024720	52,691.00	04	101002-00000	04	247200	N	
		** Increase in SL Allocation **			52,691.00						

Printed on a Xerox 9700 Laser Printing System at the Computing Services Center / Texas A&M University

CC	Account	Transaction Description	--- Offset --- CC	Account	Amount	-------- Actual Entry --------- ---- From ----- CC	Account	----- To ------ CC	Account	Feed	Mand

****
* *
* BLANK PAGE *
* *
****

Form: URGB01 (02/05/85)
Printed on a Xerox 9700 Laser Printing System at the Computing Services Center / Texas A&M University

Form: URGB01 (02/05/85)

Account	Name	Section	Page
100102-	EDUCATIONAL & GENERAL STATE SUPPORT	2	1
100103-	E&G-TEXAS COMPREHENSIVE RESEARCH FU	2	1
100302-	FICA CONTRIBUTIONS	2	1
100342-	GROUP INS-STATE CONTRIBUTION-ERS	2	1
100412-	TRS/ORP STATE PAID DIRECT	2	1
100422-	UCI STATE PAID DIRECT	2	1
100432-	NURSING SHORTAGE REDUCTION PROGRAM	2	1
101001-00000	TUITION FEE-RESIDENT	2	1
101002-00000	TUITION FEE-NONRES	2	1
101005-00000	TUITION - 3-PEAT COURSES	2	1
101006-00000	TUITION - EXCESSIVE HOURS	2	2
101010-00000	LABORATORY FEES	2	2
101014-	REVENUE REMISSIONS AND EXEMPTIONS	2	2
101015-	TUITION DISCOUNTS AND ALLOWANCES	2	2
102002-	INTEREST-LOCAL FUNDS TIME	2	2
102009-	MISCELLANEOUS INCOME	2	2
103101-	FARM OPERATIONS	2	2
103102-	MEATS LABORATORY-LIVESTOCK	2	2
103103-	HORTICULTURE CENTER-PLANTS	2	2
103109-	PHYSICAL EDUCATION SWIMMING POOL	2	3
120100-	PRESIDENT'S OFFICE	2	3
120110-	VICE PRESIDENT ACADEMIC AFFAIRS	2	3
120120-	VP FINANCE & ADMIN	2	3
120125-	INFORMATION TECHNOLOGY	2	3
120129-	IT HELP DESK	2	3
120130-	UNIVERSITY WEB SERVICES	2	3
120140-	BUSINESS SERVICES	2	3
120145-	PURCHASING AND SUPPORT SERVICES	2	3
120148-	HUB PROGRAM	2	3
120150-	IT ADMINISTRATION	2	4
120160-	STUDENT FINANCIAL AID	2	4
120170-	STUDENT AFFAIRS STATE	2	4
120180-	REGISTRAR'S OFFICE	2	4
120190-	EMPLOYEE SERVICES	2	4
120201-	GROUP INSURANCE-GR-INSTIT SUPPORT	2	4
120203-	WORKERS COMPENSATION-INSTIT SUPPORT	2	4
120204-	ORP/TRS INSTIT SHARE-INSTIT SUPPORT	2	4
120205-	ORP/TRS STATE SHARE-INSTIT SUPPORT	2	4
120206-	UNEMPLOYMENT COMPENSATION-INST SUPT	2	4
120207-	LONGEVITY PAY-INSTITUTIONAL SUPPORT	2	5
120208-	GROUP INSURANCE-243-INSTIT SUPPORT	2	5
120400-	DEAN OF ENROLLMENT MANAGEMENT	2	5
120450-	SCHOOL RELATIONS-RECRUITING	2	5
120500-	ADMISSION OFFICE	2	5
121210-	CLYDE WELLS FINE ARTS CENTER	2	5
121220-	PLANETARIUM	2	5
121240-	CAREER SERVICES	2	5
121241-	GROUP INSURANCE-GR-STUDENT SERVICES	2	5
121243-	WORKERS COMPENSATION-STUDENT SERVIC	2	6
121244-	ORP/TRS INSTIT SHARE-STUDENT SERVIC	2	6
121245-	ORP/TRS STATE SHARE-STUDENT SERVICE	2	6

Printed on a Xerox 9700 Laser Printing System at the Computing Services Center / Texas A&M University

Form: URGB01 (02/05/85)

Account	Name	Section	Page
121247-	LONGEVITY PAY - STUDENT SERVICES	2	6
121248-	GROUP INSURANCE-243-STUDENT SERVICE	2	6
121250-	UNIVERSITY NEWS AND INFORMATION	2	6
121253-	PUBLICATIONS/GRAPHIC DESIGN	2	6
121270-	VP FOR INSTITUTIONAL ADVANCEMENT	2	6
121280-	INSTITUTIONAL RESEARCH	2	6
130100-00000	AGRICULTURAL SERVICES AND DEVELOPME	2	7
130110-00000	WSES	2	7
130110-35290	C/S-TPWD MESIQUITE SAVANNA-TEXAS WI	2	7
130110-35300	C/S-TPWD CONVERTING BERMUDAGRASS TO	2	7
130115-	FARM OPERATIONS-STATE SALARIES	2	7
130120-	ANIMAL SCIENCES	2	7
130140-	ENGINEERING TECHNOLOGY	2	7
131100-00000	BIOLOGICAL SCIENCES	2	7
131101-	MEDICAL LAB SCIENCES	2	7
131102-	NURSING	2	8
131110-	ENGLISH AND LANGUAGES	2	8
131120-	MATHEMATICS	2	8
131121-	ENGINEERING & COMPUTER SCIENCE	2	8
131130-	CHEMISTRY,GEOSCIENCE & PHYSICS	2	8
131140-	SOCIAL SCIENCES	2	8
131141-	CRIMINAL JUSTICE	2	8
131142-00000	SOCIAL WORK PROGRAM	2	8
131142-00100	C/S-TITLE IV-E	2	9
131145-	SCHOOL OF CRIMINOLOGY, CRIMINAL JUS	2	9
131150-	MILITARY SCIENCE	2	9
131151-	JOHN TARLETON LEADERSHIP ACADEMY	2	9
132100-	CURRICULUM AND INSTRUCTION	2	9
132110-	PSYCHOLOGY	2	9
132120-	FINE ARTS	2	9
132130-	KINESIOLOGY	2	9
132160-	EDUCATIONAL LEADERSHIP/POLICY STUDY	2	10
132170-	COMMUNICATIONS STUDIES	2	10
132180-	COUNSELING	2	10
133100-	ACCOUNTING, FINANCE AND ECONOMICS	2	10
133120-	COMPUTER INFORMATION SYSTEMS	2	10
133130-	MANAGEMENT	2	10
133141-	GROUP INSURANCE - GR - INSTRUCTION	2	10
133143-	WORKERS COMPENSATION-INSTRUCTION	2	10
133144-	ORP/TRS INSTIT SHARE-INSTRUCTION	2	11
133145-	ORP/TRS STATE SHARE-INSTRUCTION	2	11
133146-	UNEMPLOYMENT COMPENSATION-INSTRUCT	2	11
133147-	LONGEVITY PAY - INSTRUCTION	2	11
133148-	GROUP INSURANCE-243-INSTRUCTION	2	11
135010-	STUDENT SUCCESS	2	11
135100-00000	EDUCATION INSTRUCTIONAL SUPPORT	2	11
135110-	PRESIDENTIAL HONORS PROGRAM	2	11
135120-	IT APPLICATIONS SUPPORT	2	11
135130-	INSTRUCTIONAL GRANTS AND CONTRACTS	2	12
135140-	INSTRUCT TECH & DISTANCE LEARNING	2	12
135180-	COMPUTER LAB - BUSINESS BUILDING	2	12

Printed on a Xerox 9700 Laser Printing System at the Computing Services Center / Texas A&M University

Form: URGB01 (02/05/85)

Account	Name	Section	Page
135190-	CRC LAB-STATE	2	12
137100-00000	ACADEMIC AFFAIRS	2	12
137110-	COLLEGE OF GRADUATE STUDIES	2	12
137112-	INSTRUCTIONAL GRANTS & CONTRACTS	2	12
137115-	GRADUATE DIFFERENTIAL OPERATIONS	2	12
137120-	AGRICULTURAL & ENVIRONMENTAL SCIENC	2	12
137130-	COLLEGE OF SCIENCE AND TECHNOLOGY	2	13
137140-	COLLEGE OF EDUCATION	2	13
137150-	COLLEGE OF BUSINESS ADMINISTRATION	2	13
137161-	GROUP INSURANCE-GR-ACADEMIC SUPPORT	2	13
137163-	WORKERS COMPENSATION-ACADEMIC SUPPO	2	13
137164-	ORP/TRS INSTIT SHARE-ACADEMIC SUPPO	2	13
137165-	ORP/TRS STATE SHARE-ACADEMIC SUPPOR	2	13
137167-	LONGEVITY PAY - ACADEMIC SUPPORT	2	13
137168-	GROUP INSURANCE-243-ACADEMIC SUPPOR	2	13
137170-00000	COLLEGE OF LIBERAL AND FINE ARTS	2	14
137190-00000	COLLEGE OF HEALTH & SERVICE PROFESS	2	14
137190-35660	C/S-TITLE IV-E TRAINING FY17	2	14
138100-	FARM OPERATIONS	2	14
138101-	MEATS LAB	2	14
138102-	HORTICULTURE CENTER	2	14
138200-	PHYSICAL EDUCATION SWIMMING POOL	2	14
140200-	LIBRARY-OTHER	2	14
150011-	GROUP INSURANCE -GR - RESEARCH	2	14
150013-	WORKERS COMPENSATION-RESEARCH	2	15
150014-	ORP/TRS INSTIT SHARE-RESEARCH	2	15
150015-	ORP/TRS STATE SHARE-RESEARCH	2	15
150017-	LONGEVITY PAY - RESEARCH	2	15
150290-	PROVOST'S SUMMER RESEARCH FUNDS	2	15
150340-	GRADUATE ASSISTANT RESEARCH	2	15
165110-	FICA CONTRIBUTIONS-INSTRUCTION	2	15
165115-	FICA CONTRIBUTIONS-RESEARCH	2	15
165125-	FICA CONTRIBUTIONS-ACADEMIC SUPPORT	2	15
165130-	FICA CONTRIBUTIONS-STUDENT SERVICES	2	16
165135-	FICA CONTRIBUTIONS-INSTIT SUPPORT	2	16
165140-	FICA CONTRIBUTIONS-PLANT	2	16
166210-	FICA CONTRIBUTIONS-243-INSTRUCTION	2	16
166225-	FICA CONTRIBUTIONS-243-ACADEMIC SUP	2	16
166230-	FICA CONTRIBUTIONS-243-STUDENT SERV	2	16
166235-	FICA CONTRIBUTIONS-243-INSTIT SUPPO	2	16
170111-	GROUP INSURANCE - GR - PLANT	2	16
170113-	WORKERS COMPENSATION-PLANT	2	16
170114-	ORP/TRS INSTIT SHARE-PLANT	2	16
170115-	ORP/TRS STATE SHARE-PLANT	2	17
170117-	LONGEVITY PAY - PLANT	2	17
170118-	GROUP INSURANCE-243-PLANT	2	17
171100-	UNIVERSITY POLICE	2	17
175100-	PURCHASED UTILITIES	2	17
176200-	RISK MANAGEMENT & COMPLIANCE	2	17
180105-	TUITION REMISSIONS AND EXEMPTIONS	2	17
180106-	TUITION DISCOUNTS AND ALLOWANCES	2	17

Printed on a Xerox 9700 Laser Printing System at the Computing Services Center / Texas A&M University

Form: URGB01 (02/05/85)

Account	Name	Section	Page
180140-	SMALL BUSINESS DEVELOPMENT CENTER	2	17
180150-00000	INSTITUTE APPLIED ENVIRONMENT RSRCH	2	18
180153-	INSTITUTE APPLIED ENVIR RSRCH-RDF	2	18
180170-	AGRICULTURE CENTER	2	18
180600-	TUITION REBATES	2	18
181000-	SOUTHWEST METROPLEX OUTREACH	2	18
181600-	MULTI-INSTITUTION TEACHING CENTER	2	18
181700-	INSTITUTIONAL ENHANCEMENT	2	18
182100-	NSRP UNDER 70 FY16-17	2	18
182200-	NSRP REGULAR PROGRAM FY16-17	2	18
188010-	BUDGET ONLY FG 10 (10)	2	19
188015-	BUDGET ONLY FG 10 (15)	2	19
188020-	BUDGET ONLY FG 10 (20)	2	19
188025-	BUDGET ONLY FG 10 (25)	2	19
188030-	BUDGET ONLY FG 10 (30)	2	19
188035-	BUDGET ONLY FG 10 (35)	2	19
188040-	BUDGET ONLY FG 10 (40)	2	19
188060-	BUDGET ONLY FG 10 (60)	2	19
200000-00000	DESIGNATED TUITION-REVENUE	3	1
200101-	PRESIDENT'S OFFICE	3	1
200103-	TARLETON SERIES PUBLICATION	3	1
200104-	INSTITUTIONAL MEMBERSHIPS	3	1
200105-	EMPLOYEE PERFORMANCE AWARDS	3	1
200106-	TROGDON HOUSE OPERATIONS	3	1
200150-	LANGDON CENTER OPERATIONS	3	1
200151-	ADVANCEMENT & EXTERNAL RELATIONS	3	1
200152-	ADVANCEMENT SERVICES-OPERATING CONT	3	2
200153-00000	MAJOR GIFTS	3	2
200154-	UNIVERSITY NEWS AND INFORMATION	3	2
200155-	COMMUNITY RELATIONS	3	2
200156-	ADVERTISING - STEPHENVILLE	3	2
200157-00000	DEVELOPMENT ACTIVITIES	3	2
200158-	PUBLICATIONS/GRAPHIC DESIGN - LOCAL	3	2
200159-	ALUMNI ENGAGEMENT	3	2
200160-	MARCOM-OPERATIONS	3	3
200161-	CAPITAL CAMPAIGN	3	3
200162-	ADVANCEMENT SERVICES	3	3
200163-	GOVERNMENTAL RELATIONS	3	3
200165-	ART COLLECTION MAINTENANCE	3	3
200200-00000	CONFERENCING AND EVENT SERVICES	3	3
200201-00000	UNIVERSITY POLICE-LOCAL	3	3
200201-00015	UNIVERSITY POLICE-BUDGETED SALARIES	3	3
200202-	RECREATIONAL SPORTS FACILITY - E&G	3	4
200203-	LEADERSHIP PROGRAM-LOCAL	3	4
200204-	STUDENT AFFAIRS ADMIN	3	4
200205-00000	STUDENT AFFAIRS - LOCAL	3	4
200206-	EMPLOYEE WELLNESS PROGRAM	3	4
200207-	STUDENT AFFAIRS OPERATING CONTINGEN	3	4
200208-	UNIVERSITY MAIL SERVICE	3	4
200251-	ACCOUNTING, FINANCE & ECONOMICS	3	5
200252-	COLLEGE OF BUSINESS ADMIN - LOCAL	3	5

Printed on a Xerox 9700 Laser Printing System at the Computing Services Center / Texas A&M University

Form: URGB01 (02/05/85)

Account	Name	Section	Page
200253-	COMPUTER INFORMATION SYSTEMS	3	5
200254-	MANAGEMENT	3	5
200255-	SMALL BUSINESS DEVELOP CTR MATCHING	3	5
200256-	COBA-SMALL BUSINESS DEV CENTER UNRE	3	5
200300-	BIOLOGICAL SCIENCES	3	5
200302-	CHEMISTRY & GEOSCIENCE & PHYSICS	3	6
200304-	OBSERVATORY OPERATIONS - LOCAL	3	6
200305-	PLANETARIUM-LOCAL	3	6
200306-	COLLEGE SCIENCE & TECHNOLOGY-LOCAL	3	6
200307-	ENGINEERING AND COMPUTER SCIENCE	3	6
200308-	ENGINEERING TECH-SALARIES	3	6
200309-	ENGINEERING TECHNOLOGY LOCAL OPERAT	3	6
200310-	MATHEMATICS	3	6
200311-	MATHEMATICS LOCAL-SALARIES	3	7
200312-	MEDICAL LAB SCIENCES	3	7
200313-	NURSING	3	7
200315-	SOCIAL WORK PROGRAM	3	7
200350-	COLLEGE OF HEALTH SCIENCES & HUMAN	3	7
200400-	CRIMINAL JUSTICE	3	7
200401-	ANTHOLOGY	3	7
200402-	COMMUNICATION STUDIES	3	7
200403-	ENGLISH & LANGUAGES-LOCAL	3	7
200404-	UNIVERSITY WRITING CENTER	3	8
200405-	ENGLISH & LANGUAGES	3	8
200406-	FINE ARTS OPERATIONS	3	8
200407-	FINE ARTS CENTER OPERATIONS	3	8
200408-	EDUCATION THEATRE ACTIVITIES	3	8
200409-	KURT RADIO STATION - DESIGNATED	3	8
200410-	SOCIAL SCIENCES	3	8
200412-	COLFA-LOCAL	3	8
200413-	MILITARY SCIENCE	3	9
200414-	SCHOOL OF CRIMINOLOGY, CRIMINAL JUS	3	9
200415-	LEADERSHIP & STRATEGIC STUDIES-LOC	3	9
200416-	JOHN TARLETON LEADERSHIP ACADEMY-LO	3	9
200500-	ED LEADERSHIP & POLICY STUDIES-LOCA	3	9
200501-	TMATE-LOCAL	3	9
200502-	CURRICULUM & INSTRUCTION	3	9
200503-	PSYCLE TRAINING PROGRAM	3	9
200504-	KINESIOLOGY	3	10
200505-	KINESIOLOGY-LOCAL	3	10
200506-	SPORTS MEDICINE-LOCAL	3	10
200507-	PSYCHOLOGY	3	10
200508-	COLLEGE OF EDUCATION LOCAL	3	10
200509-	COUNSELING	3	10
200510-	SWIMMING POOL-LOCAL	3	10
200600-	TARLETON AGRICULTURAL COMMUNICATORS	3	10
200601-	AG SVCS & DEVELOPMENT	3	11
200602-00000	WILDLIFE SUSTAINABILITY & ECOSYS	3	11
200603-	VET-TECH PROGRAM-LOCAL	3	11
200604-	ANIMAL SCIENCE	3	11
200605-	COAES - RECRUITMENT	3	11

Printed on a Xerox 9700 Laser Printing System at the Computing Services Center / Texas A&M University

Form: URGB01 (02/05/85)

Account	Name	Section	Page
200606-	COAES - RECRUITING	3	11
200607-	COLLEGE OF AG & HUMAN SCIENCES-LOCA	3	11
200608-00000	FARM OPERATIONS-LOCAL	3	11
200613-	ENVIRONMENTAL STUDIES OPERATIONS-LO	3	11
200614-00004	ASVT-LOCAL SALARIES	3	12
200700-	EDUCATION INSTRUCTIONAL SUPPORT-LOC	3	12
200701-	ACADEMIC AFFAIRS	3	12
200702-	UNDERGRAD STUDIES & ACADEMIC ASMT	3	12
200703-	VICE PRESIDENT ACADEMIC AFFAIRS	3	12
200704-	FACULTY PROGRAMMING	3	12
200705-00000	FACULTY SALARY SUPPORT	3	12
200705-00003	ANIMAL SCI & WILDLIFE MGMT-FACULTY	3	12
200705-00009	KINESIOLOGY-FACULY SALARY SUPPORT	3	12
200705-00010	PSYCHOLOGY-FACULTY SALARY SUPPORT	3	13
200705-00021	MATHEMATICS-FACULTY SALARY SUPPORT	3	13
200707-00000	APPLIED & EXPERIENTIAL LEARNING OP	3	13
200708-	SPEAKERS SYMPOSIUM	3	13
200709-	SACS-INSTITUTIONAL ACCREDITATION	3	13
200710-	MILITARY SERVICES CENTER	3	13
200711-	COMPUTER LAB-BUSINESS BUILDING	3	13
200713-	PLACEMENT OFFICE-LOCAL	3	13
200715-	SPECIAL PROGRAMS/MULTICULTURAL AFFR	3	14
200716-	FACULTY SENATE	3	14
200717-	STUDENT SUCCESS-LOCAL	3	14
200718-00000	STUDENT SUCCESS PROGRAMS-LOCAL	3	14
200718-00001	C/S - THECB WORK STUDY MENTORSHIP	3	14
200719-00000	ACADEMIC SUPPORT CENTERS	3	14
200719-00001	ASC-SALARIES	3	14
200720-	HONORS COLLEGE-LOCAL	3	14
200722-	INTERNATIONAL EDUCATION PROGRAMS	3	15
200723-	STUDY ABROAD OFFICE ACCOUNT	3	15
200724-	INSTITUTIONAL RESEARCH	3	15
200725-	LIBRARY-OTHER-LOCAL	3	15
200726-	DEAN/AVP CONTINGENCY	3	15
200728-	PASS PROGRAM - OPERATIONS	3	15
200729-	SPACE UTILIZATION-LOCAL	3	15
200780-00000	COLLEGE OF GRADUATE STUDIES	3	15
200781-00000	GA SALARY POOL	3	16
200782-	INSTRUCTIONAL GRANTS AND CONTRACTS	3	16
200783-	OFFICE OF FACULTY RESEARCH-LOCAL	3	16
200800-	ENROLLMENT MANAGEMENT INITIATIVE	3	16
200801-	GENERAL PUBLICATIONS-ENROLLMENT & I	3	16
200802-	STUDENT FINANCIAL AID	3	16
200803-	STUDENT EMPLOYMENT INITIATIVE-NON A	3	16
200815-	OFFICE OF SCHOLARSHIPS-LOCAL	3	16
200816-	ADMISSION OFFICE	3	17
200817-	STUDENT RECRUITMENT	3	17
200901-00000	BUSINESS SERVICES	3	17
200902-	CASH MANAGEMENT OPERATIONS	3	17
200903-	TAMUS ENERGY MANAGEMENT PROGRAM	3	17
200906-	VP FINANCE & ADMIN OPERATING CON	3	17

Printed on a Xerox 9700 Laser Printing System at the Computing Services Center / Texas A&M University

Account	Name	Section	Page
200908-	DESIGNATED TUITION OPERATING CONTIN	3	17
200914-	SSC FACILITIES CONTRACT	3	17
200916-	TAMUS ASSESSMENT	3	17
200917-	ALUMNI RELATIONS SPACE LEASE/UTILIE	3	18
200918-	PURCHASED UTILITIES - E&G	3	18
200921-	EMPLOYEE SERVICES	3	18
200922-00000	PURCHASING AND SUPPORT SERVICES	3	18
200924-	HAZARDOUS WASTE MATERIAL DISPOSAL	3	18
200925-	RISK MANAGEMENT & COMPLIANCE OPERAT	3	18
200926-	STAFF COUNCIL	3	18
200928-	VP FINANCE & ADMIN	3	18
200931-	SUMMER SCHOOL SALARIES-STEPH.-PRESI	3	18
200932-	TELECOMMUNICATIONS	3	19
200934-00000	GENERAL FACILITIES SERVICES	3	19
200936-	DESIGNATED TUITION BENEFITS	3	19
200937-	MUSIC LICENSES	3	19
201000-00000	UNIVERSITY SERVICES FEE-REVENUE	3	19
201140-	USF-CONTINGENCY	3	19
201150-	USF-ITS WEB SERVICES	3	19
201205-	USF-STUDENT PUBLICATIONS AND MARKET	3	19
201206-	USF-TARLETON TRANSITION WEEK (TTM)	3	19
201207-	USF-TEXAN CARD OPERATIONS	3	20
201208-	USF-BONFIRE	3	20
201209-	USF-FAMILY WEEKEND	3	20
201210-00000	USF-CAMPUS LIFE	3	20
201211-	USF-STUDENT AFFAIRS OUTREACH	3	20
201215-	USF-STUDENT DEVELOPMENT	3	20
201220-00011	STUDENT ORG TRAVEL-POST SEASON	3	20
201226-	USF-TTP/TTS	3	20
201227-	USF-STUDENT AFFAIRS PROGRAMS	3	20
201228-	USF-STUDENT GOVERNMENT ASSOCIATION	3	21
201229-	USF-GREEK LIFE	3	21
201230-	USF-SGA/CONGRESS	3	21
201232-	USF-TRADITION EVENTS	3	21
201233-	USF-REC SPORTS	3	21
201235-00000	USF-ALCOHOL EDUCATION	3	21
201236-	USF-JUDICIAL AFFAIRS	3	21
201237-00000	USF-STUDENT INVOLVEMENT	3	21
201238-	USF-CONVOCATION	3	22
201239-	USF-DUCK CAMP	3	22
201245-20510	USF ANNUAL SALARIES	3	22
201245-21010	USF TRANS/FAM RELATIONS SALARIES	3	22
201245-22910	USF GREEK LIFE SALARIES	3	22
201245-23510	USF ALCOHOL EDUCATION SALARIES	3	22
201245-23610	USF JUDICIAL AFFAIRS SALARIES	3	22
201245-63010	USF RODEO ACTIVITIES SALARIES	3	22
201250-	USF-GRADUATE ADVISING/SUPPORT-BUSIN	3	22
201257-	USF-STUDENT ORG TRAVEL-COBA	3	22
201300-	USF-COST SUPPORT	3	23
201310-	USF-STUDENT ORG TRAVEL-COST	3	23
201400-	USF-GRADUATE ADVISING/SUPPORT-FINE	3	23

Form: URGB01 (02/05/85)
Printed on a Xerox 9700 Laser Printing System at the Computing Services Center / Texas A&M University

Form: URGB01 (02/05/85)

Account	Name	Section	Page
201405-	USF-BAND ACTIVITIES	3	23
201410-	USF-CHOIR ACTIVITIES	3	23
201415-	USF-TEXAN NEWS SERVICES	3	23
201420-	USF-STUDENT ORG TRAVEL-COLFA	3	23
201425-	USF-STUDENT ORG TRAVEL-CHOIR	3	23
201500-	USF-GRADUATE ADVISING/SUPPORT-EDUCA	3	23
201510-	USF-STUDENT ORG TRAVEL-COE	3	24
201600-	USF-AGRICULTURAL FACILITIES	3	24
201610-	USF-GRADUATE ADVISING/SUPPORT-AG/HS	3	24
201620-	USF-RODEO EQUIPMENT AND MAINTENANCE	3	24
201630-	USF-RODEO ACTIVITIES	3	24
201651-	USF-STUDENT ORG TRAVEL-CA&ES	3	24
201653-	USF-STUDENT ORG TRAVEL-LIVESTOCK	3	24
201655-	USF-STUDENT ORG TRAVEL-PLANT ID	3	24
201656-	USF-STUDENT ORG TRAVEL-TURFGRASS	3	24
201657-	USF-STUDENT ORG TRAVEL-STOCK HORSE	3	25
201658-	USF-STUDENT ORG TRAVEL-WILDLIFE SOC	3	25
201659-	USF-STUDENT ORG TRAVEL-LIVESTOCK &	3	25
201660-	USF-STUDENT ORG TRAVEL-EQUINE QUIZ	3	25
201661-	USF-STUDENT ORG TRAVEL-EQUESTRIAN	3	25
201662-	USF-STUDENT ORG TRAVEL-COLLEGIATE	3	25
201663-	USF-STUDENT ORG TRAVEL-WILDLIFE	3	25
201700-00000	USF-INSTRUCTIONAL EQUIPMENT ACADEMI	3	25
201701-	USF-LIBRARY-LOCAL	3	25
201702-	USF-REGISTRAR'S OFFICE-LOCAL	3	26
201703-00000	USF-COMMENCEMENTS	3	26
201705-	USF-WRITING INTENSIVE PROGRAM COURS	3	26
201706-00000	USF-DISTANCE EDUCATION SUPPORT FUND	3	26
201706-00001	USF-CII SALARIES	3	26
201707-	USF-DISTANCE EDUCATION OPERATING RE	3	26
201708-	USF-ACADEMIC SUPPORT AND ADVISING I	3	26
201709-	USF-COMPUTER LAB-BUSINESS BLDG-LOCA	3	26
201710-	USF-CRC LAB-LOCAL	3	27
201711-	USF-ACADEMIC ADVISING SERVICES	3	27
201712-00000	USF-ACADEMIC SUPPORT CENTERS	3	27
201712-00001	USF-ASC-SALARIES	3	27
201713-	USF-GRADUATE ADVISING AND SUPPORT S	3	27
201714-	USF-OUTREACH ADVISING	3	27
201715-00000	USF-ACADEMIC OFF CAMPUS PROGRAM OPE	3	27
201717-	USF-UNIVERSITY TESTING	3	27
201718-00000	USF-FORT WORTH-WACO INITIATIVE	3	28
201718-00100	C/S-TITLE IV-E	3	28
201720-	USF-CAMPUS DIVERSITY PROGRAMMING	3	28
201721-	USF-INTERNATIONAL EDUCATION SCHOLAR	3	28
201722-00000	USF-PRODUCTIVITY INCENTIVES	3	28
201723-	USF-COAHS SCHOLARSHIP	3	28
201724-	USF-ACADEMIC OUTREACH ENGAGEMENT OP	3	28
201728-	USF-UNDERGRADUATE ONLINE OPERATIONS	3	28
201790-	USF-CONTINGENCY-ACADEMIC AFFAIRS	3	28
201900-	USF-FAMIS/CONCUR/BPP OPERATIONAL CO	3	29
201901-	USF-ENTERPRISE INFORMATION SYSTEMS	3	29

Printed on a Xerox 9700 Laser Printing System at the Computing Services Center / Texas A&M University

Form: URGB01 (02/05/85)

Account	Name	Section	Page
201902-	USF-IR NETWORKS AND MAINFRAMES	3	29
201903-	USF-IR APPLICATIONS-LOCAL	3	29
201904-	USF-TELECOMM TRANS-TEXAS VIDEO NETW	3	29
201905-	USF-IT DISASTER RECOVERY/BUSINESS C	3	29
201906-	USF-ITS EXECUTIVE DIRECTOR	3	29
201908-	USF-USER SUPPORT SERVICES	3	29
201909-	USF-SERVER SUPPORT	3	29
201910-	USF-ITS SECURITY	3	30
201911-	USF-UNIVERSITY COMPUTING	3	30
201912-	USF-COMPUTER REPLACEMENT	3	30
201913-	USF-PROJECT MANAGEMENT	3	30
201915-00000	USF-ITS PROJECTS	3	30
201916-	USF-FORT WORTH BUILDING LEASE & EXP	3	30
201917-	USF-MCLENNAN COMMUNITY COLLEGE FACI	3	30
201921-	UNIVERSITY SERVICES FEE BENEFITS	3	30
228010-00000	TUITION DIFF-COE-REVENUE	3	30
228011-	TUITION DIFF-COE PROVOST	3	30
228012-00000	TUITION DIFF-COE OPERATING	3	31
228020-00000	TUITION DIFF-COLFA-REVENUE	3	31
228021-	TUITION DIFF-COLFA PROVOST	3	31
228022-00000	TUITION DIFF-COLFA OPERATING	3	31
228022-00001	TUITION DIFF-COLFA DEAN	3	31
228030-00000	TUITION DIFF-COAES-REVENUE	3	31
228031-	TUITION DIFF-COAES PROVOST	3	31
228032-00000	TUITION DIFF-COAES OPERATING	3	31
228040-00000	TUITION DIFF-COST-REVENUE	3	31
228041-	TUITION DIFF-COST PROVOST	3	32
228042-00000	TUITION DIFF-COST OPERATING	3	32
228042-00001	TUITION DIFF-COST DEAN	3	32
228042-00002	TUITION DIFF-COST BIOLOGY	3	32
228042-00003	TUITION DIFF-COST CHEMISTRY	3	32
228042-00006	TUITION DIFF-COST MATH	3	32
228060-00000	TUITION DIFF-ENGR-REVENUE	3	32
228061-	TUITION DIFF-ENGR PROVOST CONTINGEN	3	32
228062-	TUITION DIFF-ENGR OPERATING	3	32
228063-	TUITION DIFF-ENGR PROVOST	3	33
228070-00000	TUITION DIFF-COBA-REVENUE	3	33
228072-00000	TUITION DIFF-COBA OPERATING	3	33
228073-	TUITION DIFF-COBA PROVOST	3	33
228100-00000	TUITION DIFF-CJ-REVENUE	3	33
228101-	TUITION DIFF-CJ-PROVOST	3	33
228102-	TUITION DIFF-CJ-OPERATING	3	33
228150-00000	TUITION DIFF-CHSHS-REVENUE	3	33
228151-	TUITION DIFF-CHSHS PROVOST CONTINGE	3	33
228152-00000	TUITION DIFF-CHSHS OPERATING	3	34
228152-00001	TUITION DIFF-CHSHS DEAN	3	34
228152-00002	TUITION DIFF-CHSHS NURSING	3	34
228152-00003	TUITION DIFF-CHSHS MLS	3	34
228153-	TUITION DIFF-CHSHS PROVOST	3	34
241260-	TARLETON TUITION GRANT-UNDERGRADUAT	3	34
241270-00000	TARLETON TUITION GRANT-GRADUATE	3	34

Printed on a Xerox 9700 Laser Printing System at the Computing Services Center / Texas A&M University

Form: URGB01 (02/05/85)

Account	Name	Section	Page
241500-	FEE REMISSIONS AND EXEMPTIONS	3	34
249980-	TUITION DISCOUNTS AND ALLOWANCES	3	35
280110-	BUDGET ONLY FG 20 (10)	3	35
280115-	BUDGET ONLY FG 20 (15)	3	35
280121-	BUDGET ONLY FG 20 (20)	3	36
280125-	BUDGET ONLY FG 20 (25)	3	36
280130-	BUDGET ONLY FG 20 (30)	3	36
280135-	BUDGET ONLY FG 20 (35)	3	37
280140-	BUDGET ONLY FG 20 (40)	3	37
280160-	BUDGET ONLY FG 20 (60)	3	37
280600-00000	CENTRAL SERVICES	4	1
281100-	TIAER LABORATORY SERVICES	4	1
282000-	UCI RESERVE	4	1
283000-	LUMP SUM RESERVE	4	1
301350-00000	UNALLOC. STUDENT CENTER COMPLEX FEE	5	1
303100-00000	PARKING FACILITIES	5	1
306400-	FEE REMISSIONS AND EXEMPTIONS	5	1
306450-	TUITION DISCOUNTS AND ALLOWANCES	5	1
307275-	HOUSING APPLICATION FEE	5	1
308800-00000	UNALLOCATED RECREATIONAL SPORTS FEE	5	1
311000-00000	HEALTH FEE REVENUE	5	1
350001-00000	ATHLETICS FEE REVENUE	5	1
380070-	BUDGET ONLY FG 30 (70)	5	2
480010-	BUDGET ONLY FG 40 (10)	6	1
480015-	BUDGET ONLY FG 40 (15)	6	1
480020-	BUDGET ONLY FG 40 (20)	6	1
480025-	BUDGET ONLY FG 40 (25)	6	2
480030-	BUDGET ONLY FG 40 (30)	6	2
480035-	BUDGET ONLY FG 40 (35)	6	2
480040-	BUDGET ONLY FG 40 (40)	6	3
480060-	BUDGET ONLY FG 40 (60)	6	3

Printed on a Xerox 9700 Laser Printing System at the Computing Services Center / Texas A&M University

Form: URGB01 (02/05/85)

Name	Account	Section	Page
ACADEMIC AFFAIRS	200701-	3	12
ACADEMIC AFFAIRS	137100-00000	2	12
ACADEMIC SUPPORT CENTERS	200719-00000	3	14
ACCOUNTING, FINANCE & ECONOMICS	200251-	3	5
ACCOUNTING, FINANCE AND ECONOMICS	133100-	2	10
ADMISSION OFFICE	120500-	2	5
ADMISSION OFFICE	200816-	3	17
ADVANCEMENT & EXTERNAL RELATIONS	200151-	3	1
ADVANCEMENT SERVICES	200162-	3	3
ADVANCEMENT SERVICES-OPERATING CONT	200152-	3	2
ADVERTISING - STEPHENVILLE	200156-	3	2
AG SVCS & DEVELOPMENT	200601-	3	11
AGRICULTURAL & ENVIRONMENTAL SCIENC	137120-	2	12
AGRICULTURAL SERVICES AND DEVELOPME	130100-00000	2	7
AGRICULTURE CENTER	180170-	2	18
ALUMNI ENGAGEMENT	200159-	3	2
ALUMNI RELATIONS SPACE LEASE/UTILIE	200917-	3	18
ANIMAL SCI & WILDLIFE MGMT-FACULTY	200705-00003	3	12
ANIMAL SCIENCE	200604-	3	11
ANIMAL SCIENCES	130120-	2	7
ANTHOLOGY	200401-	3	7
APPLIED & EXPERIENTIAL LEARNING OP	200707-00000	3	13
ART COLLECTION MAINTENANCE	200165-	3	3
ASC-SALARIES	200719-00001	3	14
ASVT-LOCAL SALARIES	200614-00004	3	12
ATHLETICS FEE REVENUE	350001-00000	5	1
BIOLOGICAL SCIENCES	200300-	3	5
BIOLOGICAL SCIENCES	131100-00000	2	7
BUDGET ONLY FG 10 (10)	188010-	2	19
BUDGET ONLY FG 10 (15)	188015-	2	19
BUDGET ONLY FG 10 (20)	188020-	2	19
BUDGET ONLY FG 10 (25)	188025-	2	19
BUDGET ONLY FG 10 (30)	188030-	2	19
BUDGET ONLY FG 10 (35)	188035-	2	19
BUDGET ONLY FG 10 (40)	188040-	2	19
BUDGET ONLY FG 10 (60)	188060-	2	19
BUDGET ONLY FG 20 (10)	280110-	3	35
BUDGET ONLY FG 20 (15)	280115-	3	35
BUDGET ONLY FG 20 (20)	280121-	3	36
BUDGET ONLY FG 20 (25)	280125-	3	36
BUDGET ONLY FG 20 (30)	280130-	3	36
BUDGET ONLY FG 20 (35)	280135-	3	37
BUDGET ONLY FG 20 (40)	280140-	3	37
BUDGET ONLY FG 20 (60)	280160-	3	37
BUDGET ONLY FG 30 (70)	380070-	5	2
BUDGET ONLY FG 40 (10)	480010-	6	1
BUDGET ONLY FG 40 (15)	480015-	6	1
BUDGET ONLY FG 40 (20)	480020-	6	1
BUDGET ONLY FG 40 (25)	480025-	6	2
BUDGET ONLY FG 40 (30)	480030-	6	2
BUDGET ONLY FG 40 (35)	480035-	6	2

Printed on a Xerox 9700 Laser Printing System at the Computing Services Center / Texas A&M University

Form: URGB01 (02/05/85)

Name	Account	Section	Page
BUDGET ONLY FG 40 (40)	480040-	6	3
BUDGET ONLY FG 40 (60)	480060-	6	3
BUSINESS SERVICES	200901-00000	3	17
BUSINESS SERVICES	120140-	2	3
C/S - THECB WORK STUDY MENTORSHIP	200718-00001	3	14
C/S-TITLE IV-E	201718-00100	3	28
C/S-TITLE IV-E	131142-00100	2	9
C/S-TITLE IV-E TRAINING FY17	137190-35660	2	14
C/S-TPWD CONVERTING BERMUDAGRASS TO	130110-35300	2	7
C/S-TPWD MESIQUITE SAVANNA-TEXAS WI	130110-35290	2	7
CAPITAL CAMPAIGN	200161-	3	3
CAREER SERVICES	121240-	2	5
CASH MANAGEMENT OPERATIONS	200902-	3	17
CENTRAL SERVICES	280600-00000	4	1
CHEMISTRY & GEOSCIENCE & PHYSICS	200302-	3	6
CHEMISTRY,GEOSCIENCE & PHYSICS	131130-	2	8
CLYDE WELLS FINE ARTS CENTER	121210-	2	5
COAES - RECRUITING	200606-	3	11
COAES - RECRUITMENT	200605-	3	11
COBA-SMALL BUSINESS DEV CENTER UNRE	200256-	3	5
COLFA-LOCAL	200412-	3	8
COLLEGE OF AG & HUMAN SCIENCES-LOCA	200607-	3	11
COLLEGE OF BUSINESS ADMIN - LOCAL	200252-	3	5
COLLEGE OF BUSINESS ADMINISTRATION	137150-	2	13
COLLEGE OF EDUCATION	137140-	2	13
COLLEGE OF EDUCATION LOCAL	200508-	3	10
COLLEGE OF GRADUATE STUDIES	200780-00000	3	15
COLLEGE OF GRADUATE STUDIES	137110-	2	12
COLLEGE OF HEALTH & SERVICE PROFESS	137190-00000	2	14
COLLEGE OF HEALTH SCIENCES & HUMAN	200350-	3	7
COLLEGE OF LIBERAL AND FINE ARTS	137170-00000	2	14
COLLEGE OF SCIENCE AND TECHNOLOGY	137130-	2	13
COLLEGE SCIENCE & TECHNOLOGY-LOCAL	200306-	3	6
COMMUNICATION STUDIES	200402-	3	7
COMMUNICATIONS STUDIES	132170-	2	10
COMMUNITY RELATIONS	200155-	3	2
COMPUTER INFORMATION SYSTEMS	200253-	3	5
COMPUTER INFORMATION SYSTEMS	133120-	2	10
COMPUTER LAB - BUSINESS BUILDING	135180-	2	12
COMPUTER LAB-BUSINESS BUILDING	200711-	3	13
CONFERENCING AND EVENT SERVICES	200200-00000	3	3
COUNSELING	200509-	3	10
COUNSELING	132180-	2	10
CRC LAB-STATE	135190-	2	12
CRIMINAL JUSTICE	131141-	2	8
CRIMINAL JUSTICE	200400-	3	7
CURRICULUM & INSTRUCTION	200502-	3	9
CURRICULUM AND INSTRUCTION	132100-	2	9
DEAN OF ENROLLMENT MANAGEMENT	120400-	2	5
DEAN/AVP CONTINGENCY	200726-	3	15
DESIGNATED TUITION BENEFITS	200936-	3	19

Printed on a Xerox 9700 Laser Printing System at the Computing Services Center / Texas A&M University

Form: URGB01 (02/05/85)

Name	Account	Section	Page
DESIGNATED TUITION OPERATING CONTIN	200908-	3	17
DESIGNATED TUITION-REVENUE	200000-00000	3	1
DEVELOPMENT ACTIVITIES	200157-00000	3	2
E&G-TEXAS COMPREHENSIVE RESEARCH FU	100103-	2	1
ED LEADERSHIP & POLICY STUDIES-LOCA	200500-	3	9
EDUCATION INSTRUCTIONAL SUPPORT	135100-00000	2	11
EDUCATION INSTRUCTIONAL SUPPORT-LOC	200700-	3	12
EDUCATION THEATRE ACTIVITIES	200408-	3	8
EDUCATIONAL & GENERAL STATE SUPPORT	100102-	2	1
EDUCATIONAL LEADERSHIP/POLICY STUDY	132160-	2	10
EMPLOYEE PERFORMANCE AWARDS	200105-	3	1
EMPLOYEE SERVICES	200921-	3	18
EMPLOYEE SERVICES	120190-	2	4
EMPLOYEE WELLNESS PROGRAM	200206-	3	4
ENGINEERING & COMPUTER SCIENCE	131121-	2	8
ENGINEERING AND COMPUTER SCIENCE	200307-	3	6
ENGINEERING TECH-SALARIES	200308-	3	6
ENGINEERING TECHNOLOGY	130140-	2	7
ENGINEERING TECHNOLOGY LOCAL OPERAT	200309-	3	6
ENGLISH & LANGUAGES	200405-	3	8
ENGLISH & LANGUAGES-LOCAL	200403-	3	7
ENGLISH AND LANGUAGES	131110-	2	8
ENROLLMENT MANAGEMENT INITIATIVE	200800-	3	16
ENVIRONMENTAL STUDIES OPERATIONS-LO	200613-	3	11
FACULTY PROGRAMMING	200704-	3	12
FACULTY SALARY SUPPORT	200705-00000	3	12
FACULTY SENATE	200716-	3	14
FARM OPERATIONS	138100-	2	14
FARM OPERATIONS	103101-	2	2
FARM OPERATIONS-LOCAL	200608-00000	3	11
FARM OPERATIONS-STATE SALARIES	130115-	2	7
FEE REMISSIONS AND EXEMPTIONS	241500-	3	34
FEE REMISSIONS AND EXEMPTIONS	306400-	5	1
FICA CONTRIBUTIONS	100302-	2	1
FICA CONTRIBUTIONS-ACADEMIC SUPPORT	165125-	2	15
FICA CONTRIBUTIONS-INSTIT SUPPORT	165135-	2	16
FICA CONTRIBUTIONS-INSTRUCTION	165110-	2	15
FICA CONTRIBUTIONS-PLANT	165140-	2	16
FICA CONTRIBUTIONS-RESEARCH	165115-	2	15
FICA CONTRIBUTIONS-STUDENT SERVICES	165130-	2	16
FICA CONTRIBUTIONS-243-ACADEMIC SUP	166225-	2	16
FICA CONTRIBUTIONS-243-INSTIT SUPPO	166235-	2	16
FICA CONTRIBUTIONS-243-INSTRUCTION	166210-	2	16
FICA CONTRIBUTIONS-243-STUDENT SERV	166230-	2	16
FINE ARTS	132120-	2	9
FINE ARTS CENTER OPERATIONS	200407-	3	8
FINE ARTS OPERATIONS	200406-	3	8
GA SALARY POOL	200781-00000	3	16
GENERAL FACILITIES SERVICES	200934-00000	3	19
GENERAL PUBLICATIONS-ENROLLMENT & I	200801-	3	16
GOVERNMENTAL RELATIONS	200163-	3	3

Printed on a Xerox 9700 Laser Printing System at the Computing Services Center / Texas A&M University

Form: URGB01 (02/05/85)

Name	Account	Section	Page
GRADUATE ASSISTANT RESEARCH	150340-	2	15
GRADUATE DIFFERENTIAL OPERATIONS	137115-	2	12
GROUP INS-STATE CONTRIBUTION-ERS	100342-	2	1
GROUP INSURANCE - GR - INSTRUCTION	133141-	2	10
GROUP INSURANCE - GR - PLANT	170111-	2	16
GROUP INSURANCE -GR - RESEARCH	150011-	2	14
GROUP INSURANCE-GR-ACADEMIC SUPPORT	137161-	2	13
GROUP INSURANCE-GR-INSTIT SUPPORT	120201-	2	4
GROUP INSURANCE-GR-STUDENT SERVICES	121241-	2	5
GROUP INSURANCE-243-ACADEMIC SUPPOR	137168-	2	13
GROUP INSURANCE-243-INSTIT SUPPORT	120208-	2	5
GROUP INSURANCE-243-INSTRUCTION	133148-	2	11
GROUP INSURANCE-243-PLANT	170118-	2	17
GROUP INSURANCE-243-STUDENT SERVICE	121248-	2	6
HAZARDOUS WASTE MATERIAL DISPOSAL	200924-	3	18
HEALTH FEE REVENUE	311000-00000	5	1
HONORS COLLEGE-LOCAL	200720-	3	14
HORTICULTURE CENTER	138102-	2	14
HORTICULTURE CENTER-PLANTS	103103-	2	2
HOUSING APPLICATION FEE	307275-	5	1
HUB PROGRAM	120148-	2	3
INFORMATION TECHNOLOGY	120125-	2	3
INSTITUTE APPLIED ENVIR RSRCH-RDF	180153-	2	18
INSTITUTE APPLIED ENVIRONMENT RSRCH	180150-00000	2	18
INSTITUTIONAL ENHANCEMENT	181700-	2	18
INSTITUTIONAL MEMBERSHIPS	200104-	3	1
INSTITUTIONAL RESEARCH	200724-	3	15
INSTITUTIONAL RESEARCH	121280-	2	6
INSTRUCT TECH & DISTANCE LEARNING	135140-	2	12
INSTRUCTIONAL GRANTS & CONTRACTS	137112-	2	12
INSTRUCTIONAL GRANTS AND CONTRACTS	135130-	2	12
INSTRUCTIONAL GRANTS AND CONTRACTS	200782-	3	16
INTEREST-LOCAL FUNDS TIME	102002-	2	2
INTERNATIONAL EDUCATION PROGRAMS	200722-	3	15
IT ADMINISTRATION	120150-	2	4
IT APPLICATIONS SUPPORT	135120-	2	11
IT HELP DESK	120129-	2	3
JOHN TARLETON LEADERSHIP ACADEMY	131151-	2	9
JOHN TARLETON LEADERSHIP ACADEMY-LO	200416-	3	9
KINESIOLOGY	200504-	3	10
KINESIOLOGY	132130-	2	9
KINESIOLOGY-FACULY SALARY SUPPORT	200705-00009	3	12
KINESIOLOGY-LOCAL	200505-	3	10
KURT RADIO STATION - DESIGNATED	200409-	3	8
LABORATORY FEES	101010-00000	2	2
LANGDON CENTER OPERATIONS	200150-	3	1
LEADERSHIP & STRATEGIC STUDIES-LOC	200415-	3	9
LEADERSHIP PROGRAM-LOCAL	200203-	3	4
LIBRARY-OTHER	140200-	2	14
LIBRARY-OTHER-LOCAL	200725-	3	15
LONGEVITY PAY - ACADEMIC SUPPORT	137167-	2	13

Printed on a Xerox 9700 Laser Printing System at the Computing Services Center / Texas A&M University

Form: URGB01 (02/05/85)

Name	Account	Section	Page
LONGEVITY PAY - INSTRUCTION	133147-	2	11
LONGEVITY PAY - PLANT	170117-	2	17
LONGEVITY PAY - RESEARCH	150017-	2	15
LONGEVITY PAY - STUDENT SERVICES	121247-	2	6
LONGEVITY PAY-INSTITUTIONAL SUPPORT	120207-	2	5
LUMP SUM RESERVE	283000-	4	1
MAJOR GIFTS	200153-00000	3	2
MANAGEMENT	200254-	3	5
MANAGEMENT	133130-	2	10
MARCOM-OPERATIONS	200160-	3	3
MATHEMATICS	200310-	3	6
MATHEMATICS	131120-	2	8
MATHEMATICS LOCAL-SALARIES	200311-	3	7
MATHEMATICS-FACULTY SALARY SUPPORT	200705-00021	3	13
MEATS LAB	138101-	2	14
MEATS LABORATORY-LIVESTOCK	103102-	2	2
MEDICAL LAB SCIENCES	131101-	2	7
MEDICAL LAB SCIENCES	200312-	3	7
MILITARY SCIENCE	200413-	3	9
MILITARY SCIENCE	131150-	2	9
MILITARY SERVICES CENTER	200710-	3	13
MISCELLANEOUS INCOME	102009-	2	2
MULTI-INSTITUTION TEACHING CENTER	181600-	2	18
MUSIC LICENSES	200937-	3	19
NSRP REGULAR PROGRAM FY16-17	182200-	2	18
NSRP UNDER 70 FY16-17	182100-	2	18
NURSING	131102-	2	8
NURSING	200313-	3	7
NURSING SHORTAGE REDUCTION PROGRAM	100432-	2	1
OBSERVATORY OPERATIONS - LOCAL	200304-	3	6
OFFICE OF FACULTY RESEARCH-LOCAL	200783-	3	16
OFFICE OF SCHOLARSHIPS-LOCAL	200815-	3	16
ORP/TRS INSTIT SHARE-ACADEMIC SUPPO	137164-	2	13
ORP/TRS INSTIT SHARE-INSTIT SUPPORT	120204-	2	4
ORP/TRS INSTIT SHARE-INSTRUCTION	133144-	2	11
ORP/TRS INSTIT SHARE-PLANT	170114-	2	16
ORP/TRS INSTIT SHARE-RESEARCH	150014-	2	15
ORP/TRS INSTIT SHARE-STUDENT SERVIC	121244-	2	6
ORP/TRS STATE SHARE-ACADEMIC SUPPOR	137165-	2	13
ORP/TRS STATE SHARE-INSTIT SUPPORT	120205-	2	4
ORP/TRS STATE SHARE-INSTRUCTION	133145-	2	11
ORP/TRS STATE SHARE-PLANT	170115-	2	17
ORP/TRS STATE SHARE-RESEARCH	150015-	2	15
ORP/TRS STATE SHARE-STUDENT SERVICE	121245-	2	6
PARKING FACILITIES	303100-00000	5	1
PASS PROGRAM - OPERATIONS	200728-	3	15
PHYSICAL EDUCATION SWIMMING POOL	103109-	2	3
PHYSICAL EDUCATION SWIMMING POOL	138200-	2	14
PLACEMENT OFFICE-LOCAL	200713-	3	13
PLANETARIUM	121220-	2	5
PLANETARIUM-LOCAL	200305-	3	6

Printed on a Xerox 9700 Laser Printing System at the Computing Services Center / Texas A&M University

Form: URGB01 (02/05/85)

Name	Account	Section	Page
PRESIDENT'S OFFICE	200101-	3	1
PRESIDENT'S OFFICE	120100-	2	3
PRESIDENTIAL HONORS PROGRAM	135110-	2	11
PROVOST'S SUMMER RESEARCH FUNDS	150290-	2	15
PSYCHOLOGY	132110-	2	9
PSYCHOLOGY	200507-	3	10
PSYCHOLOGY-FACULTY SALARY SUPPORT	200705-00010	3	13
PSYCLE TRAINING PROGRAM	200503-	3	9
PUBLICATIONS/GRAPHIC DESIGN	121253-	2	6
PUBLICATIONS/GRAPHIC DESIGN - LOCAL	200158-	3	2
PURCHASED UTILITIES	175100-	2	17
PURCHASED UTILITIES - E&G	200918-	3	18
PURCHASING AND SUPPORT SERVICES	200922-00000	3	18
PURCHASING AND SUPPORT SERVICES	120145-	2	3
RECREATIONAL SPORTS FACILITY - E&G	200202-	3	4
REGISTRAR'S OFFICE	120180-	2	4
REVENUE REMISSIONS AND EXEMPTIONS	101014-	2	2
RISK MANAGEMENT & COMPLIANCE	176200-	2	17
RISK MANAGEMENT & COMPLIANCE OPERAT	200925-	3	18
SACS-INSTITUTIONAL ACCREDITATION	200709-	3	13
SCHOOL OF CRIMINOLOGY, CRIMINAL JUS	200414-	3	9
SCHOOL OF CRIMINOLOGY, CRIMINAL JUS	131145-	2	9
SCHOOL RELATIONS-RECRUITING	120450-	2	5
SMALL BUSINESS DEVELOP CTR MATCHING	200255-	3	5
SMALL BUSINESS DEVELOPMENT CENTER	180140-	2	17
SOCIAL SCIENCES	131140-	2	8
SOCIAL SCIENCES	200410-	3	8
SOCIAL WORK PROGRAM	200315-	3	7
SOCIAL WORK PROGRAM	131142-00000	2	8
SOUTHWEST METROPLEX OUTREACH	181000-	2	18
SPACE UTILIZATION-LOCAL	200729-	3	15
SPEAKERS SYMPOSIUM	200708-	3	13
SPECIAL PROGRAMS/MULTICULTURAL AFFR	200715-	3	14
SPORTS MEDICINE-LOCAL	200506-	3	10
SSC FACILITIES CONTRACT	200914-	3	17
STAFF COUNCIL	200926-	3	18
STUDENT AFFAIRS - LOCAL	200205-00000	3	4
STUDENT AFFAIRS ADMIN	200204-	3	4
STUDENT AFFAIRS OPERATING CONTINGEN	200207-	3	4
STUDENT AFFAIRS STATE	120170-	2	4
STUDENT EMPLOYMENT INITIATIVE-NON A	200803-	3	16
STUDENT FINANCIAL AID	200802-	3	16
STUDENT FINANCIAL AID	120160-	2	4
STUDENT ORG TRAVEL-POST SEASON	201220-00011	3	20
STUDENT RECRUITMENT	200817-	3	17
STUDENT SUCCESS	135010-	2	11
STUDENT SUCCESS PROGRAMS-LOCAL	200718-00000	3	14
STUDENT SUCCESS-LOCAL	200717-	3	14
STUDY ABROAD OFFICE ACCOUNT	200723-	3	15
SUMMER SCHOOL SALARIES-STEPH.-PRESI	200931-	3	18
SWIMMING POOL-LOCAL	200510-	3	10

Printed on a Xerox 9700 Laser Printing System at the Computing Services Center / Texas A&M University

Form: URGB01 (02/05/85)

Name	Account	Section	Page
TAMUS ASSESSMENT	200916-	3	17
TAMUS ENERGY MANAGEMENT PROGRAM	200903-	3	17
TARLETON AGRICULTURAL COMMUNICATORS	200600-	3	10
TARLETON SERIES PUBLICATION	200103-	3	1
TARLETON TUITION GRANT-GRADUATE	241270-00000	3	34
TARLETON TUITION GRANT-UNDERGRADUAT	241260-	3	34
TELECOMMUNICATIONS	200932-	3	19
TIAER LABORATORY SERVICES	281100-	4	1
TMATE-LOCAL	200501-	3	9
TROGDON HOUSE OPERATIONS	200106-	3	1
TRS/ORP STATE PAID DIRECT	100412-	2	1
TUITION - EXCESSIVE HOURS	101006-00000	2	2
TUITION - 3-PEAT COURSES	101005-00000	2	1
TUITION DIFF-CHSHS DEAN	228152-00001	3	34
TUITION DIFF-CHSHS MLS	228152-00003	3	34
TUITION DIFF-CHSHS NURSING	228152-00002	3	34
TUITION DIFF-CHSHS OPERATING	228152-00000	3	34
TUITION DIFF-CHSHS PROVOST	228153-	3	34
TUITION DIFF-CHSHS PROVOST CONTINGE	228151-	3	33
TUITION DIFF-CHSHS-REVENUE	228150-00000	3	33
TUITION DIFF-CJ-OPERATING	228102-	3	33
TUITION DIFF-CJ-PROVOST	228101-	3	33
TUITION DIFF-CJ-REVENUE	228100-00000	3	33
TUITION DIFF-COAES OPERATING	228032-00000	3	31
TUITION DIFF-COAES PROVOST	228031-	3	31
TUITION DIFF-COAES-REVENUE	228030-00000	3	31
TUITION DIFF-COBA OPERATING	228072-00000	3	33
TUITION DIFF-COBA PROVOST	228073-	3	33
TUITION DIFF-COBA-REVENUE	228070-00000	3	33
TUITION DIFF-COE OPERATING	228012-00000	3	31
TUITION DIFF-COE PROVOST	228011-	3	30
TUITION DIFF-COE-REVENUE	228010-00000	3	30
TUITION DIFF-COLFA DEAN	228022-00001	3	31
TUITION DIFF-COLFA OPERATING	228022-00000	3	31
TUITION DIFF-COLFA PROVOST	228021-	3	31
TUITION DIFF-COLFA-REVENUE	228020-00000	3	31
TUITION DIFF-COST BIOLOGY	228042-00002	3	32
TUITION DIFF-COST CHEMISTRY	228042-00003	3	32
TUITION DIFF-COST DEAN	228042-00001	3	32
TUITION DIFF-COST MATH	228042-00006	3	32
TUITION DIFF-COST OPERATING	228042-00000	3	32
TUITION DIFF-COST PROVOST	228041-	3	32
TUITION DIFF-COST-REVENUE	228040-00000	3	31
TUITION DIFF-ENGR OPERATING	228062-	3	32
TUITION DIFF-ENGR PROVOST	228063-	3	33
TUITION DIFF-ENGR PROVOST CONTINGEN	228061-	3	32
TUITION DIFF-ENGR-REVENUE	228060-00000	3	32
TUITION DISCOUNTS AND ALLOWANCES	249980-	3	35
TUITION DISCOUNTS AND ALLOWANCES	101015-	2	2
TUITION DISCOUNTS AND ALLOWANCES	306450-	5	1
TUITION DISCOUNTS AND ALLOWANCES	180106-	2	17

Printed on a Xerox 9700 Laser Printing System at the Computing Services Center / Texas A&M University

Form: URGB01 (02/05/85)

Name	Account	Section	Page
TUITION FEE-NONRES	101002-00000	2	1
TUITION FEE-RESIDENT	101001-00000	2	1
TUITION REBATES	180600-	2	18
TUITION REMISSIONS AND EXEMPTIONS	180105-	2	17
UCI RESERVE	282000-	4	1
UCI STATE PAID DIRECT	100422-	2	1
UNALLOC. STUDENT CENTER COMPLEX FEE	301350-00000	5	1
UNALLOCATED RECREATIONAL SPORTS FEE	308800-00000	5	1
UNDERGRAD STUDIES & ACADEMIC ASMT	200702-	3	12
UNEMPLOYMENT COMPENSATION-INST SUPT	120206-	2	4
UNEMPLOYMENT COMPENSATION-INSTRUCT	133146-	2	11
UNIVERSITY MAIL SERVICE	200208-	3	4
UNIVERSITY NEWS AND INFORMATION	200154-	3	2
UNIVERSITY NEWS AND INFORMATION	121250-	2	6
UNIVERSITY POLICE	171100-	2	17
UNIVERSITY POLICE-BUDGETED SALARIES	200201-00015	3	3
UNIVERSITY POLICE-LOCAL	200201-00000	3	3
UNIVERSITY SERVICES FEE BENEFITS	201921-	3	30
UNIVERSITY SERVICES FEE-REVENUE	201000-00000	3	19
UNIVERSITY WEB SERVICES	120130-	2	3
UNIVERSITY WRITING CENTER	200404-	3	8
USF ALCOHOL EDUCATION SALARIES	201245-23510	3	22
USF ANNUAL SALARIES	201245-20510	3	22
USF GREEK LIFE SALARIES	201245-22910	3	22
USF JUDICIAL AFFAIRS SALARIES	201245-23610	3	22
USF RODEO ACTIVITIES SALARIES	201245-63010	3	22
USF TRANS/FAM RELATIONS SALARIES	201245-21010	3	22
USF-ACADEMIC ADVISING SERVICES	201711-	3	27
USF-ACADEMIC OFF CAMPUS PROGRAM OPE	201715-00000	3	27
USF-ACADEMIC OUTREACH ENGAGEMENT OP	201724-	3	28
USF-ACADEMIC SUPPORT AND ADVISING I	201708-	3	26
USF-ACADEMIC SUPPORT CENTERS	201712-00000	3	27
USF-AGRICULTURAL FACILITIES	201600-	3	24
USF-ALCOHOL EDUCATION	201235-00000	3	21
USF-ASC-SALARIES	201712-00001	3	27
USF-BAND ACTIVITIES	201405-	3	23
USF-BONFIRE	201208-	3	20
USF-CAMPUS DIVERSITY PROGRAMMING	201720-	3	28
USF-CAMPUS LIFE	201210-00000	3	20
USF-CHOIR ACTIVITIES	201410-	3	23
USF-CII SALARIES	201706-00001	3	26
USF-COAHS SCHOLARSHIP	201723-	3	28
USF-COMMENCEMENTS	201703-00000	3	26
USF-COMPUTER LAB-BUSINESS BLDG-LOCA	201709-	3	26
USF-COMPUTER REPLACEMENT	201912-	3	30
USF-CONTINGENCY	201140-	3	19
USF-CONTINGENCY-ACADEMIC AFFAIRS	201790-	3	28
USF-CONVOCATION	201238-	3	22
USF-COST SUPPORT	201300-	3	23
USF-CRC LAB-LOCAL	201710-	3	27
USF-DISTANCE EDUCATION OPERATING RE	201707-	3	26

Printed on a Xerox 9700 Laser Printing System at the Computing Services Center / Texas A&M University

Form: URGB01 (02/05/85)

Name	Account	Section	Page
USF-DISTANCE EDUCATION SUPPORT FUND	201706-00000	3	26
USF-DUCK CAMP	201239-	3	22
USF-ENTERPRISE INFORMATION SYSTEMS	201901-	3	29
USF-FAMILY WEEKEND	201209-	3	20
USF-FAMIS/CONCUR/BPP OPERATIONAL CO	201900-	3	29
USF-FORT WORTH BUILDING LEASE & EXP	201916-	3	30
USF-FORT WORTH-WACO INITIATIVE	201718-00000	3	28
USF-GRADUATE ADVISING AND SUPPORT S	201713-	3	27
USF-GRADUATE ADVISING/SUPPORT-AG/HS	201610-	3	24
USF-GRADUATE ADVISING/SUPPORT-BUSIN	201250-	3	22
USF-GRADUATE ADVISING/SUPPORT-EDUCA	201500-	3	23
USF-GRADUATE ADVISING/SUPPORT-FINE	201400-	3	23
USF-GREEK LIFE	201229-	3	21
USF-INSTRUCTIONAL EQUIPMENT ACADEMI	201700-00000	3	25
USF-INTERNATIONAL EDUCATION SCHOLAR	201721-	3	28
USF-IR APPLICATIONS-LOCAL	201903-	3	29
USF-IR NETWORKS AND MAINFRAMES	201902-	3	29
USF-IT DISASTER RECOVERY/BUSINESS C	201905-	3	29
USF-ITS EXECUTIVE DIRECTOR	201906-	3	29
USF-ITS PROJECTS	201915-00000	3	30
USF-ITS SECURITY	201910-	3	30
USF-ITS WEB SERVICES	201150-	3	19
USF-JUDICIAL AFFAIRS	201236-	3	21
USF-LIBRARY-LOCAL	201701-	3	25
USF-MCLENNAN COMMUNITY COLLEGE FACI	201917-	3	30
USF-OUTREACH ADVISING	201714-	3	27
USF-PRODUCTIVITY INCENTIVES	201722-00000	3	28
USF-PROJECT MANAGEMENT	201913-	3	30
USF-REC SPORTS	201233-	3	21
USF-REGISTRAR'S OFFICE-LOCAL	201702-	3	26
USF-RODEO ACTIVITIES	201630-	3	24
USF-RODEO EQUIPMENT AND MAINTENANCE	201620-	3	24
USF-SERVER SUPPORT	201909-	3	29
USF-SGA/CONGRESS	201230-	3	21
USF-STUDENT AFFAIRS OUTREACH	201211-	3	20
USF-STUDENT AFFAIRS PROGRAMS	201227-	3	20
USF-STUDENT DEVELOPMENT	201215-	3	20
USF-STUDENT GOVERNMENT ASSOCIATION	201228-	3	21
USF-STUDENT INVOLVEMENT	201237-00000	3	21
USF-STUDENT ORG TRAVEL-CA&ES	201651-	3	24
USF-STUDENT ORG TRAVEL-CHOIR	201425-	3	23
USF-STUDENT ORG TRAVEL-COBA	201257-	3	22
USF-STUDENT ORG TRAVEL-COE	201510-	3	24
USF-STUDENT ORG TRAVEL-COLFA	201420-	3	23
USF-STUDENT ORG TRAVEL-COLLEGIATE	201662-	3	25
USF-STUDENT ORG TRAVEL-COST	201310-	3	23
USF-STUDENT ORG TRAVEL-EQUESTRIAN	201661-	3	25
USF-STUDENT ORG TRAVEL-EQUINE QUIZ	201660-	3	25
USF-STUDENT ORG TRAVEL-LIVESTOCK	201653-	3	24
USF-STUDENT ORG TRAVEL-LIVESTOCK &	201659-	3	25
USF-STUDENT ORG TRAVEL-PLANT ID	201655-	3	24

Printed on a Xerox 9700 Laser Printing System at the Computing Services Center / Texas A&M University

Form: URGB01 (02/05/85)

Name	Account	Section	Page
USF-STUDENT ORG TRAVEL-STOCK HORSE	201657-	3	25
USF-STUDENT ORG TRAVEL-TURFGRASS	201656-	3	24
USF-STUDENT ORG TRAVEL-WILDLIFE	201663-	3	25
USF-STUDENT ORG TRAVEL-WILDLIFE SOC	201658-	3	25
USF-STUDENT PUBLICATIONS AND MARKET	201205-	3	19
USF-TARLETON TRANSITION WEEK (TTM)	201206-	3	19
USF-TELECOMM TRANS-TEXAS VIDEO NETW	201904-	3	29
USF-TEXAN CARD OPERATIONS	201207-	3	20
USF-TEXAN NEWS SERVICES	201415-	3	23
USF-TRADITION EVENTS	201232-	3	21
USF-TTP/TTS	201226-	3	20
USF-UNDERGRADUATE ONLINE OPERATIONS	201728-	3	28
USF-UNIVERSITY COMPUTING	201911-	3	30
USF-UNIVERSITY TESTING	201717-	3	27
USF-USER SUPPORT SERVICES	201908-	3	29
USF-WRITING INTENSIVE PROGRAM COURS	201705-	3	26
VET-TECH PROGRAM-LOCAL	200603-	3	11
VICE PRESIDENT ACADEMIC AFFAIRS	200703-	3	12
VICE PRESIDENT ACADEMIC AFFAIRS	120110-	2	3
VP FINANCE & ADMIN	120120-	2	3
VP FINANCE & ADMIN	200928-	3	18
VP FINANCE & ADMIN OPERATING CON	200906-	3	17
VP FOR INSTITUTIONAL ADVANCEMENT	121270-	2	6
WILDLIFE SUSTAINABILITY & ECOSYS	200602-00000	3	11
WORKERS COMPENSATION-ACADEMIC SUPPO	137163-	2	13
WORKERS COMPENSATION-INSTIT SUPPORT	120203-	2	4
WORKERS COMPENSATION-INSTRUCTION	133143-	2	10
WORKERS COMPENSATION-PLANT	170113-	2	16
WORKERS COMPENSATION-RESEARCH	150013-	2	15
WORKERS COMPENSATION-STUDENT SERVIC	121243-	2	6
WSES	130110-00000	2	7

Printed on a Xerox 9700 Laser Printing System at the Computing Services Center / Texas A&M University

ITEM
EXHIBIT

Rule 12.03.99.T1 Faculty Academic Workload and Reporting Requirements

Approved: February 12, 2015
Next Scheduled Review: February 12, 2020

Rule Statement

This rule establishes the faculty workload standards and procedures as well as the conditions under which the workload of faculty may be adjusted.

Reason for Rule

This rule provides guidelines for the implementation of System Policy *12.03, Faculty Academic Workload and Reporting Requirements*, regarding minimum academic workload for faculty.

Procedures and Responsibilities

1. GENERAL

1.1. To support the mission of Tarleton State University, members of the faculty perform their classroom duties and carry out a variety of essential functions. As part of faculty responsibilities, faculty members are expected to satisfactorily perform the following functions: academic advising; supervision of undergraduate and graduate students; direction of individual studies, theses and dissertations; leadership in curriculum development; participation in college and university governance; scholarship and research; and participation in professional activities, community activities and special projects of the university.

1.2. Acknowledging the diverse responsibilities of its faculty, the university supports an equitable and reasonable workload assignment system. The university follows the guidelines described below which specifies the amount of workload credit that may be granted for various faculty assignments.

1.2.1. The academic workload standard for full-time tenure track faculty who are teaching undergraduate courses is 12 hours of normal classroom teaching per semester (Part-time faculty workload credits are proportional to the full-time equivalent appointment). These workload credits are assigned for

direct instruction and for a variety of instructionally-related, administrative, scholarly, and service activities.

1.2.2. The academic workload standard for tenure track full time faculty who are teaching only masters level graduate courses is 9 hours of normal classroom teaching per semester. For those tenure track full time faculty who are teaching only doctoral level courses, the load is 6 hours of normal classroom teaching per semester. Graduate faculty teaching a combination of undergraduate and graduate level courses may bank graduate courses taught in the long semester toward future released time for their own scholarship. See section 3.4 below for more information on course banking.

1.2.3. Assignment of non-instructional workload credits are made by the dean of each college based on recommendations made by the appropriate department head in consultation with the departmental faculty. Non-instructional workload assignments require the approval of the provost and executive vice president for Academic Affairs (provost).

1.2.4. The academic workload standard for non-tenure track full-time faculty is 15 hours per semester.

2. CREDIT-GENERATING DIRECT INSTRUCTION

2.1. Direct teaching activities include but are not limited to the following:

2.1.1. Instruction of lecture and seminar courses

2.1.2. Laboratory and clinical instruction, music ensemble, and studio art

2.1.3. Supervision of student teachers

2.1.4. Private music lessons

2.1.5. Chairing master's thesis committees

2.1.6. Teaching a practicum as a group course

2.1.7. Team teaching

2.1.8. Chairing a doctoral dissertation committee

3. TEACHING LOAD AND RELEASED TIME

3.1. Administrative Assignments

3.1.1. Faculty members may receive academic workload credit for administrative assignments. The amount of workload credit for administrative duties is dependent upon the complexity of the department or program, the assigned duties of the position, and the number of faculty members or students

supervised. Approval for workload credit is determined by appropriate administrator and approved by the provost.

3.1.2. Positions in which a faculty member is given an administrative, supervisory, or coordinative assignment directly related to the instruction programs and purposes of the university include: assistant dean, department head or director of a school, coordinator of a disciplinary area, and coordinator or director of a center or a program.

3.2. Scholarship

3.2.1. Academic workload credit may be assigned for research, intellectual contributions, or creative activity. Faculty granted academic workload credit for these activities must demonstrate progress in their efforts at the end of each semester of the workload credit.

3.2.2. Academic workload credit may be received for certain activities released to scholarship, such as preparation of a major research grant or contract proposal. Also, a faculty member may receive academic workload credits when external grants fund his or her salary.

3.3. Service

3.3.1. A faculty member may receive academic workload credit for extraordinary service at the university, in the academic discipline, and/or to the public.

3.4. Graduate Faculty Released Time

3.4.1. Graduate faculty teaching both undergraduate and graduate courses, may bank graduate instruction in organized classes toward future released time for their own scholarship. One 3 hour graduate course may be banked as one hour toward a total of 3 banked hours for later use by the faculty member. The anticipated use of any banked hours must be agreed upon by the department head and the faculty member so as not to jeopardize needed departmental instructional cycle.

4. RELEASED TIME FOR ADMINISTRATIVE AND COMMITTEE RESPONSIBILITIES

4.1 The minimum and normal teaching load for a department head is 15 hours for 12 months. Exceptions to this would be negotiated between the department head and their respective dean and provost.

4.2 Generally, deans, department heads, assistant/associate vice presidents, and the provost have 12-month appointments. For other academic administrators such as directors, appointments may be 10.5 or 12 months. Exceptions to this would be negotiated between the respective director and/or department head, dean, and the provost.

4.3 The Faculty Senate president should receive one-quarter released time for the fall and spring semesters. The Curriculum Committee chair should receive released time for the fall semester and for the spring semester if needed. Typically, released time is not given for chairing major university committees. In special cases, released time shall be authorized only with the recommendation of the executive vice president for academic affairs (provost) and approval by the president.

4.4 When a faculty member assumes administrative duties on a temporary basis, granting released time to that individual may be appropriate as recommended by the provost and approval by the president.

5. OVERLOAD

5.1 Tarleton has established a minimum contact hour teaching load of 12 hours for tenured or tenure-track faculty (9 hours for faculty teaching only graduate masters courses and 6 hours for doctoral courses). Teaching loads below the established minimum must be explained in official reports. Tarleton does not establish a maximum contact hour teaching load. In some departments, because of the nature of their courses, the average load for the department is near the minimum. In other departments, again because of the nature of their courses or because of fiscal or other constraints, departmental averages are above the minimum contact hour load.

5.2 Occasionally, the need arises for the department head to assign teaching duties above those which are normally assigned. The department head must determine when the additional load becomes an overload, warranting extra pay, as opposed to an additional teaching assignment. Factors to be considered in determining what constitutes an overload include the number of course preparations, the total number of students, the nature of the course, the contact hours involved, and other responsibilities of the faculty members.

5.3 When the need for additional teaching services arises, the department head should first consider whether that load can reasonably be added to the load of a faculty member in the department. An example would be a problems course. If the load is such that it cannot reasonably be added, the department head should make every effort to find a qualified adjunct faculty member for the teaching assignment. If that fails, it should be assigned to a full-time faculty member, on a voluntary basis, if possible, in return for additional monetary compensation or future released time. Prior approval through normal administrative channels is required for the overload assignment. If future released time is chosen as the method of compensation, it must be taken within six months and could include summer school. If monetary compensation is chosen, it will be negotiated according to current policy and will depend on rank and experience.

6. UNIVERSITY SCHOLAR

Tarleton confers a limited number of positions as the University Scholar to encourage exceptional scholarly and creative activity by faculty. University Scholars shall receive up to six hours of released time per regular semester. Additional benefits, such as travel money and clerical support, may be awarded at the discretion of the president.

7. SUMMER EMPLOYMENT FOR FACULTY

7.1 Summer teaching opportunities are based on student demand for particular courses. As a result, some departments have little or no summer teaching while others have full-time employment available. The salary for summer teaching is calculated at the same monthly rate as during the preceding nine months. All summer teaching appointments are contingent upon enrollment.

7.2 Department heads and deans are expected to work closely in matters of scheduling and enrollment management. The provost is responsible for making the decision on whether classes may be taught if they do not meet the stated minimum enrollments.

8. FACULTY WORKING ON TERMINAL DEGREES

8.1 Tarleton supports and encourages faculty who seek to improve their academic credentials. Support to faculty who are working on terminal degrees includes, but is not limited to the following:

- Flexible scheduling of teaching load while taking courses toward a terminal degree, studying for comprehensive exams, or working on the dissertation;
- Reduced teaching load for one or more semesters while working on the terminal degree, with equivalent reduction in compensation;
- A leave of absence without pay, typically for one or two semesters, while meeting residency requirements in a graduate program, studying for comprehensive exams, or working on the dissertation;
- Released time for one or two semesters while working on a terminal degree. To receive released time, the faculty member must agree to continue employment at Tarleton for an amount of time to be specified in an agreement with the university;
- Absence from campus, without reduction in pay, for taking comprehensive exams or defending the dissertation or proposal;
- Reduction in other university responsibilities, such as academic advisement or committee service.

8.2 A faculty member wishing to receive any of these adjustments should seek approval from his/her department head and dean and the provost. A request for leave of absence or flexible teaching schedule should be made before the department prepares its course schedule for the semester(s) in question. There may be other accommodations that would benefit a particular faculty member who is working on a terminal degree. Such accommodations may be arranged on an individual basis through normal academic channels.

9. MONITORING WORKLOAD

9.1. College Responsibilities and Procedures

9.1.1. The ultimate responsibility for ensuring compliance with workload rules and equity across the college lies with the college dean.

9.2. University Responsibilities

9.2.1. The provost has responsibility for the approval of academic workloads in conformity with university rules and procedures and The Texas A&M University System (system) policies and regulations. The ultimate responsibility for ensuring workload equity across the university lies with the provost. Each semester the university submits a report to the system and the Texas Higher Education Coordinating Board regarding workload compliance.

Related Statutes, Policies, or Requirements

Supplements System Policy *12.03, Faculty Academic Workload and Reporting Requirements*

Contact Office

Academic Affairs
(254) 968-9103

TEXAS A&M INTERNATIONAL UNIVERSITY™

Board Approved Operating Budgets

Fiscal Year Ending August 31, 2019

Table of Contents

Section	Title
1	Statement of Changes in Fund Balance
2	Functional and General Funds
3	Designated Funds
4	Designated Service Departments
5	Auxiliary Enterprises
6	Restricted Funds
7	Plant Funds
8	Transfers by Account
9	Allocations by Account
10	Index by Account Number
11	Index by Account Name
Appendix	Faculty Academic Workload Policy

Form: URGB01 (02/05/85)
Printed on a Xerox 9700 Laser Printing System at the Computing Services Center / Texas A&M University

Table of Contents

Section	Title

****
* *
* BLANK PAGE *
* *
****

Form: URGB01 (02/05/85)
Printed on a Xerox 9700 Laser Printing System at the Computing Services Center / Texas A&M University

Form: URGB01 (02/05/85)

Description	Current Funds: Functional and General	Current Funds: Designated	Current Funds: Auxiliary Enterprises	Current Funds: Restricted	Plant Funds	Total
Revenues						
State Approp - General Revenue	31,362,470					31,362,470
State Approp - Benefits Pd by St	5,324,634					5,324,634
Higher Education Fund	6,709,910					6,709,910
Tuition - State	10,044,696					10,044,696
Tuition - Designated		19,050,087				19,050,087
Discounts and Allowances-Tuition	475,000-	1,820,000-		19,750,988-		22,045,988-
Fees	261,500	15,492,278	7,077,923			22,831,701
Discounts and Allowances-Fees			500,000-	4,484,012-		4,984,012-
Exemptions	247,000	881,000				1,128,000
Contracts and Grants		227,199		11,383,023		11,610,222
Student Financial Assistance				29,688,923		29,688,923
Gifts				3,110,000		3,110,000
Sales and Services	32,000		2,742,154	2,966,000		5,740,154
Investment Income	130,000	425,000		4,735,000		5,290,000
Other Operating Income		290,000				290,000
Total Revenue	53,637,210	34,545,564	9,320,077	27,647,946		125,150,797
Expenses						
Salaries - Faculty	18,591,375	1,901,043		1,940,369		22,432,787
Salaries - Non-Faculty	9,341,315	9,932,078	2,450,286	2,004,727		23,728,406
Wages	455,131	1,562,683	250,974	1,194,401		3,463,189
Benefits	8,484,876	3,132,382	648,393	905,164		13,170,815
Utilities		2,150,000				2,150,000
Scholarships	388,000	6,401,048		35,731,501		42,520,549
Scholarship Discounts	475,000-	1,820,000-	500,000-	24,235,000-		27,030,000-
Operations and Maintenance	256,711	11,052,210	4,503,449	9,771,784		25,584,154
Equipment (Capitalized)	6,709,910	1,190,565		335,000		8,235,475
Total Expense(Less Service Depts)	43,752,318	35,502,009	7,353,102	27,647,946		114,255,375
Net Service Departments						
Total Expense	43,752,318	35,502,009	7,353,102	27,647,946		114,255,375
Transfers						
Retirement of Indebtedness	8,656,767-	271,680-	1,966,975-			10,895,422-
Other Transfers	1,228,125-	1,228,125				
Total Transfers	9,884,892-	956,445	1,966,975-			10,895,422-
Net Change in Fund Balance						

Printed on a Xerox 9700 Laser Printing System at the Computing Services Center / Texas A&M University

Form: URGB01 (02/05/85)

Description	Current Funds: Functional and General	Current Funds: Designated	Current Funds: Auxiliary Enterprises	Current Funds: Restricted	Plant Funds	Total

****
* *
* BLANK PAGE *
* *
****

Printed on a Xerox 9700 Laser Printing System at the Computing Services Center / Texas A&M University

Form: URGB01 (02/05/85)

Account	Description	Beginning Balance	Revenues	Net Allocations	Expenditures	Increase (Decrease)	Ending Balance
100001	LEGISLATIVE APPROPRIATION						
	Revenue						
	State Approp - Gene		31,209,884				
	Account Total	0	31,209,884	31,209,884-	0	0	0
100002	GROUP INSURANCE PREMIUMS						
	Revenue						
	State Approp - Bene		2,921,014				
	Account Total	0	2,921,014	2,921,014-	0	0	0
100003	HIGHER EDUCATION ASSISTANCE FUND						
	Revenue						
	Higher Education Fu		6,709,910				
	Account Total	0	6,709,910	6,709,910-	0	0	0
100005	OASI CONTRIBUTION						
	Revenue						
	State Approp - Bene		1,650,800				
	Account Total	0	1,650,800	1,650,800-	0	0	0
100008	COMPREHENSIVE RESEARCH FUND						
	Revenue						
	State Approp - Gene		152,586				
	Account Total	0	152,586	152,586-	0	0	0
100011	STATE BENEFITS PAID BY STATE						
	Revenue						
	State Approp - Bene		752,820				
	Account Total	0	752,820	752,820-	0	0	0
100022	TUITION FEES-FALL						
	Revenue						
	Tuition - State		4,247,557				
	Account Total	0	4,247,557	4,247,557-	0	0	0
100023	TUITION FEES-SPRING						
	Revenue						
	Tuition - State		4,101,124				
	Account Total	0	4,101,124	4,101,124-	0	0	0
100024	TUITION FEES-SUMMER						
	Revenue						
	Tuition - State		948,659				
	Account Total	0	948,659	948,659-	0	0	0
100026	LAB FEES-FALL						
	Revenue						
	Fees		85,000				
	Account Total	0	85,000	85,000-	0	0	0

Printed on a Xerox 9700 Laser Printing System at the Computing Services Center / Texas A&M University

Form: URGB01 (02/05/85)

Account	Description	Beginning Balance	Revenues	Net Allocations	Expenditures	Increase (Decrease)	Ending Balance
100027	LAB FEES-SPRING						
	Revenue						
	Fees		66,500				
	Account Total	0	66,500	66,500-	0	0	0
100028	LAB FEES-SUMMER						
	Revenue						
	Fees		14,000				
	Account Total	0	14,000	14,000-	0	0	0
100030	LATE FEES-FALL						
	Revenue						
	Fees		48,000				
	Account Total	0	48,000	48,000-	0	0	0
100031	LATE FEES-SPRING						
	Revenue						
	Fees		30,500				
	Account Total	0	30,500	30,500-	0	0	0
100032	LATE FEES-SUMMER						
	Revenue						
	Fees		17,500				
	Account Total	0	17,500	17,500-	0	0	0
100035	ADMINISTRATIVE & INSTRUCTIONAL SALE						
	Revenue						
	Sales and Services		32,000				
	Account Total	0	32,000	32,000-	0	0	0
100038	INTEREST FROM INVESTMENTS ED & GEN						
	Revenue						
	Investment Income		130,000				
	Account Total	0	130,000	130,000-	0	0	0
100043	REMISSIONS AND EXEMPTIONS						
	Revenue						
	Exemptions		247,000				
	Account Total	0	247,000	247,000-	0	0	0
100052	TUITION FEES-FALL NON-RESIDENT						
	Revenue						
	Tuition - State		360,402				
	Account Total	0	360,402	360,402-	0	0	0
100053	TUITION FEES-SPRING NON-RESIDENT						
	Revenue						
	Tuition - State		312,006				
	Account Total	0	312,006	312,006-	0	0	0

Printed on a Xerox 9700 Laser Printing System at the Computing Services Center / Texas A&M University

Form: URGB01 (02/05/85)

Account	Description	Beginning Balance	Revenues	Net Allocations	Expenditures	Increase (Decrease)	Ending Balance
100054	TUITION FEES-SUMMER-NON-RESIDENT						
	Revenue						
	Tuition - State		74,948				
	Account Total	0	74,948	74,948-	0	0	0
120001	PRESIDENTS OFFICE						
	Expense						
	Salaries - Non-Faculty				65,935		
	Benefits				7,200		
	Account Total	0	0	73,135	73,135	0	0
120007	HUMAN RESOURCE OFFICE						
	Expense						
	Salaries - Non-Faculty				354,190		
	Wages				6,749		
	Account Total	0	0	360,939	360,939	0	0
120010	INSTITUTIONAL RESEARCH						
	Expense						
	Salaries - Non-Faculty				217,861		
	Wages				13,498		
	Account Total	0	0	231,359	231,359	0	0
120012	PROVOST & VP FOR ACADEMIC AFFAIRS						
	Expense						
	Salaries - Faculty				106,902		
	Account Total	0	0	106,902	106,902	0	0
121007	UNEMPLOYMENT COMPENSATION						
	Expense						
	Benefits				25,000		
	Account Total	0	0	25,000	25,000	0	0
121201	COMPUTER CENTER						
	Expense						
	Salaries - Non-Faculty				676,733		
	Account Total	0	0	676,733	676,733	0	0
121202	GENERAL AND MISCELLANEOUS						
	Expense						
	Operations and Maintenance				10,539		
	Account Total	0	0	10,539	10,539	0	0
121204	PUBLIC RELATIONS,MKT,& INFO SYSTEMS						
	Expense						
	Salaries - Non-Faculty				456,485		
	Account Total	0	0	456,485	456,485	0	0

Printed on a Xerox 9700 Laser Printing System at the Computing Services Center / Texas A&M University

Form: URGB01 (02/05/85)

Account	Description	Beginning Balance	Revenues	Net Allocations	Expenditures	Increase (Decrease)	Ending Balance
121210	OFFICE OF GRADUATE STUDIES						
	Expense						
	Salaries - Non-Faculty				314,686		
	Account Total	0	0	314,686	314,686	0	0
121213	UNALLOCATED SALARIES						
	Expense						
	Salaries - Faculty				250,000		
	Salaries - Non-Faculty				133,000		
	Account Total	0	0	383,000	383,000	0	0
121216	ACADEMIC QUALITY ASSURANCE AND COLL						
	Expense						
	Salaries - Faculty				77,941		
	Salaries - Non-Faculty				25,085		
	Account Total	0	0	103,026	103,026	0	0
121217	CENTER FOR EARTH & ENVIRON. STUDIES						
	Expense						
	Salaries - Non-Faculty				40,602		
	Wages				9,310		
	Account Total	0	0	49,912	49,912	0	0
121218	EDUCATOR, PREPARATION AND CERTIFICA						
	Expense						
	Salaries - Non-Faculty				157,475		
	Wages				6,749		
	Account Total	0	0	164,224	164,224	0	0
121219	SPECIAL PROGRAMS						
	Expense						
	Salaries - Faculty				108,781		
	Salaries - Non-Faculty				30,326		
	Account Total	0	0	139,107	139,107	0	0
121221	UNIVERSITY COLLEGE						
	Expense						
	Salaries - Faculty				49,467		
	Salaries - Non-Faculty				398,037		
	Account Total	0	0	447,504	447,504	0	0
121224	QEP-ACT ON IDEAS						
	Expense						
	Salaries - Faculty				20,000		
	Salaries - Non-Faculty				56,942		
	Account Total	0	0	76,942	76,942	0	0

Printed on a Xerox 9700 Laser Printing System at the Computing Services Center / Texas A&M University

Form: URGB01 (02/05/85)

Account	Description	Beginning Balance	Revenues	Net Allocations	Expenditures	Increase (Decrease)	Ending Balance
121225	RESEARCH AND SPONSORED PROJECTS						
	Expense						
	Salaries - Non-Faculty				13,322		
	Account Total	0	0	13,322	13,322	0	0
121227	GRADUATE ASSISTANTS (GRAD FUNDS)						
	Expense						
	Wages				71,949		
	Account Total	0	0	71,949	71,949	0	0
121231	OIT-INSTRUCTIONAL TECHNOLOGY						
	Expense						
	Salaries - Non-Faculty				374,065		
	Wages				21,075		
	Account Total	0	0	395,140	395,140	0	0
121232	COST SHARE - AMERICORPS VISTA						
	Expense						
	Salaries - Non-Faculty				13,158		
	Account Total	0	0	13,158	13,158	0	0
121233	UNIVERSITY COLLEGE LEARNING CENTER						
	Expense						
	Salaries - Non-Faculty				142,288		
	Wages				40,000		
	Account Total	0	0	182,288	182,288	0	0
121234	UNIVERSITY COLLEGE WRITING CENTER						
	Expense						
	Salaries - Non-Faculty				114,896		
	Wages				39,999		
	Account Total	0	0	154,895	154,895	0	0
121801	COST SHARE - MHM JUNTOS						
	Expense						
	Salaries - Non-Faculty				96,841		
	Account Total	0	0	96,841	96,841	0	0
130005	SCHOOL OF ENGINEERING						
	Expense						
	Salaries - Faculty				995,488		
	Wages				9,310		
	Account Total	0	0	1,004,798	1,004,798	0	0
130210	COLLEGE OF NURSING & HEALTH SCI-NUR						
	Expense						
	Salaries - Faculty				1,263,043		
	Account Total	0	0	1,263,043	1,263,043	0	0

Printed on a Xerox 9700 Laser Printing System at the Computing Services Center / Texas A&M University

Form: URGB01 (02/05/85)

Account	Description	Beginning Balance	Revenues	Net Allocations	Expenditures	Increase (Decrease)	Ending Balance
130711	COST SHARE - GEAR-UP 4						
	Expense						
	Salaries - Faculty				27,195		
	Account Total	0	0	27,195	27,195	0	0
130712	DEPT OF HUMANITIES						
	Expense						
	Salaries - Faculty				666,841		
	Salaries - Non-Faculty				29,411		
	Wages				26,996		
	Account Total	0	0	723,248	723,248	0	0
130713	DEPARTMENT OF SOCIAL SCIENCES						
	Expense						
	Salaries - Faculty				545,424		
	Salaries - Non-Faculty				229,525		
	Wages				21,498		
	Account Total	0	0	796,447	796,447	0	0
130714	DEPT OF PSYCHOLOGY & COMMUNICATION						
	Expense						
	Salaries - Faculty				710,425		
	Salaries - Non-Faculty				31,637		
	Wages				6,749		
	Account Total	0	0	748,811	748,811	0	0
130717	DIVISION OF INT'L BANKING & FIN STU						
	Expense						
	Salaries - Faculty				2,633,542		
	Salaries - Non-Faculty				24,939		
	Wages				6,749		
	Account Total	0	0	2,665,230	2,665,230	0	0
130718	DIVISION OF INT'L BUSINESS & TECH S						
	Expense						
	Salaries - Faculty				1,475,997		
	Salaries - Non-Faculty				30,875		
	Wages				13,498		
	Account Total	0	0	1,520,370	1,520,370	0	0
130723	DEPT OF CURR. AND PEDAGOGY						
	Expense						
	Salaries - Faculty				964,222		
	Salaries - Non-Faculty				32,386		
	Wages				6,749		
	Account Total	0	0	1,003,357	1,003,357	0	0

Printed on a Xerox 9700 Laser Printing System at the Computing Services Center / Texas A&M University

Form: URGB01 (02/05/85)

Account	Description	Beginning Balance	Revenues	Net Allocations	Expenditures	Increase (Decrease)	Ending Balance
130725	DEPT OF PROFESSIONAL PROGS.						
	Expense						
	Salaries - Faculty				1,154,952		
	Salaries - Non-Faculty				36,546		
	Wages				6,749		
	Account Total	0	0	1,198,247	1,198,247	0	0
130728	COLLEGE OF ART & SCIENCES LAB FEE						
	Expense						
	Operations and Maintenance				157,300		
	Account Total	0	0	157,300	157,300	0	0
130731	DEPT OF FINE & PERF ARTS						
	Expense						
	Salaries - Faculty				363,244		
	Salaries - Non-Faculty				25,168		
	Wages				13,498		
	Account Total	0	0	401,910	401,910	0	0
130732	DEPT OF MATHEMATICS & PHYSICS						
	Expense						
	Salaries - Faculty				390,176		
	Salaries - Non-Faculty				24,669		
	Wages				13,498		
	Account Total	0	0	428,343	428,343	0	0
130733	DEPT OF BIOLOGY & CHEMISTRY						
	Expense						
	Salaries - Faculty				629,011		
	Salaries - Non-Faculty				63,001		
	Wages				20,247		
	Account Total	0	0	712,259	712,259	0	0
137001	DEAN FOR ARTS AND SCIENCES						
	Expense						
	Salaries - Non-Faculty				529,319		
	Wages				13,498		
	Account Total	0	0	542,817	542,817	0	0
137002	RECORDS/DEGREE AUDIT						
	Expense						
	Salaries - Non-Faculty				499,189		
	Wages				6,749		
	Account Total	0	0	505,938	505,938	0	0

Printed on a Xerox 9700 Laser Printing System at the Computing Services Center / Texas A&M University

Form: URGB01 (02/05/85)

Account	Description	Beginning Balance	Revenues	Net Allocations	Expenditures	Increase (Decrease)	Ending Balance
137003	DEAN A.R.SANCHEZ SCHOOL OF BUSINESS						
	Expense						
	Salaries - Non-Faculty				461,334		
	Wages				13,498		
	Account Total	0	0	474,832	474,832	0	0
137005	DEAN OF EDUCATION						
	Expense						
	Salaries - Non-Faculty				268,630		
	Wages				6,749		
	Account Total	0	0	275,379	275,379	0	0
137008	DEAN-COLLEGE OF NURSING & HEALTH SC						
	Expense						
	Salaries - Non-Faculty				315,711		
	Wages				13,498		
	Account Total	0	0	329,209	329,209	0	0
140001	LIBRARY						
	Expense						
	Salaries - Faculty				398,240		
	Salaries - Non-Faculty				532,377		
	Account Total	0	0	930,617	930,617	0	0
141001	HEAF-GENERAL FUND						
	Expense						
	Equipment (Capitalized)				6,709,910		
	Account Total	0	0	6,709,910	6,709,910	0	0
145002	ENVIRONMENTAL AND HEALTH SAFETY						
	Expense						
	Salaries - Non-Faculty				156,081		
	Wages				6,749		
	Account Total	0	0	162,830	162,830	0	0
145300	CENTRAL RECEIVING						
	Expense						
	Salaries - Non-Faculty				133,847		
	Account Total	0	0	133,847	133,847	0	0
145501	UNIVERSITY POLICE DEPARTMENT						
	Expense						
	Salaries - Non-Faculty				1,291,290		
	Account Total	0	0	1,291,290	1,291,290	0	0
150008	COMPREHENSIVE RESEARCH FUND						
	Expense						
	Salaries - Non-Faculty				219,044		
	Account Total	0	0	219,044	219,044	0	0

Printed on a Xerox 9700 Laser Printing System at the Computing Services Center / Texas A&M University

Form: URGB01 (02/05/85)

Account	Description	Beginning Balance	Revenues	Net Allocations	Expenditures	Increase (Decrease)	Ending Balance
150021	INSTITUTE FOR INTERNATIONAL TRADE						
	Expense						
	Salaries - Non-Faculty				58,188		
	Wages				9,880		
	Operations and Maintenance				33,256		
	Account Total	0	0	101,324	101,324	0	0
150022	IIT - TEXAS CENTER						
	Expense						
	Salaries - Non-Faculty				79,431		
	Wages				19,760		
	Account Total	0	0	99,191	99,191	0	0
150031	TCBEED						
	Expense						
	Salaries - Non-Faculty				141,336		
	Account Total	0	0	141,336	141,336	0	0
150046	STUDY OF WESTERN HEMISPHERIC TRADE						
	Expense						
	Salaries - Faculty				73,356		
	Salaries - Non-Faculty				124,518		
	Wages				9,880		
	Operations and Maintenance				55,616		
	Account Total	0	0	263,370	263,370	0	0
150080	SMALL BUSINESS DEVELOPMENT CENTER						
	Expense						
	Salaries - Non-Faculty				121,172		
	Account Total	0	0	121,172	121,172	0	0
151600	STATE BENEFITS PAID BY STATE (IN)						
	Expense						
	Benefits				3,671,326		
	Account Total	0	0	3,671,326	3,671,326	0	0
151601	STATE BENEFITS PAID BY STATE (RS)						
	Expense						
	Benefits				141,500		
	Account Total	0	0	141,500	141,500	0	0
151602	STATE BENEFITS PAID BY STATE (PS)						
	Expense						
	Benefits				141,250		
	Account Total	0	0	141,250	141,250	0	0

Printed on a Xerox 9700 Laser Printing System at the Computing Services Center / Texas A&M University

Form: URGB01 (02/05/85)

Account	Description	Beginning Balance	Revenues	Net Allocations	Expenditures	Increase (Decrease)	Ending Balance
151603	STATE BENEFITS PAID BY STATE (AS)						
	Expense						
	Benefits				567,105		
	Account Total	0	0	567,105	567,105	0	0
151604	STATE BENEFITS PAID BY STATE (SS)						
	Expense						
	Benefits				221,480		
	Account Total	0	0	221,480	221,480	0	0
151605	STATE BENEFITS PAID BY STATE (IS)						
	Expense						
	Benefits				417,615		
	Account Total	0	0	417,615	417,615	0	0
151606	STATE BENEFITS PAID BY STATE (PL)						
	Expense						
	Benefits				164,358		
	Account Total	0	0	164,358	164,358	0	0
151620	STATE BENEFITS PAID BY STATE (IN)						
	Expense						
	Benefits				1,305,140		
	Account Total	0	0	1,305,140	1,305,140	0	0
151621	STATE BENEFITS PAID BY STATE (RS)						
	Expense						
	Benefits				68,955		
	Account Total	0	0	68,955	68,955	0	0
151622	STATE BENEFITS PAID BY STATE (PS)						
	Expense						
	Benefits				124,242		
	Account Total	0	0	124,242	124,242	0	0
151623	STATE BENEFITS PAID BY STATE (AS)						
	Expense						
	Benefits				632,770		
	Account Total	0	0	632,770	632,770	0	0
151624	STATE BENEFITS PAID BY STATE (SS)						
	Expense						
	Benefits				143,750		
	Account Total	0	0	143,750	143,750	0	0
151625	STATE BENEFITS PAID BY STATE (IS)						
	Expense						
	Benefits				483,168		
	Account Total	0	0	483,168	483,168	0	0

Printed on a Xerox 9700 Laser Printing System at the Computing Services Center / Texas A&M University

Form: URGB01 (02/05/85)

Account	Description	Beginning Balance	Revenues	Net Allocations	Expenditures	Increase (Decrease)	Ending Balance
151626	STATE BENEFITS PAID BY STATE (PL)						
	Expense						
	Benefits				335,072		
	Account Total	0	0	335,072	335,072	0	0
151650	ORP-SUPPL & DIFFERENTIAL (IN)						
	Expense						
	Benefits				15,120		
	Account Total	0	0	15,120	15,120	0	0
151651	ORP-SUPPL & DIFFERENTIAL (RS)						
	Expense						
	Benefits				625		
	Account Total	0	0	625	625	0	0
151653	ORP-SUPPL & DIFFERENTIAL (AS)						
	Expense						
	Benefits				15,900		
	Account Total	0	0	15,900	15,900	0	0
151655	ORP-SUPPL & DIFFERENTIAL (IS)						
	Expense						
	Benefits				3,300		
	Account Total	0	0	3,300	3,300	0	0
151700	REMISSIONS AND EXEMPTIONS						
	Expense						
	Scholarships				247,000		
	Account Total	0	0	247,000	247,000	0	0
154002	IE-DIV OF INT'L BUSINESS & TECH						
	Expense						
	Salaries - Faculty				106,452		
	Account Total	0	0	106,452	106,452	0	0
154003	IE-DEPARTMENT OF HUMANITIES						
	Expense						
	Salaries - Faculty				1,119,610		
	Account Total	0	0	1,119,610	1,119,610	0	0
154004	IE-DEPARTMENT OF SOCIAL SCIENCES						
	Expense						
	Salaries - Faculty				841,112		
	Account Total	0	0	841,112	841,112	0	0
154009	IE-DEPT OF CURRICULUM & PEDAGOGY						
	Expense						
	Salaries - Faculty				488,578		
	Account Total	0	0	488,578	488,578	0	0

Printed on a Xerox 9700 Laser Printing System at the Computing Services Center / Texas A&M University

Form: URGB01 (02/05/85)

Account	Description	Beginning Balance	Revenues	Net Allocations	Expenditures	Increase (Decrease)	Ending Balance
154012	IE-DIV OF INT'L BANKING & FINANCE						
	Expense						
	Salaries - Faculty				53,953		
	Account Total	0	0	53,953	53,953	0	0
154017	IE-DEPT OF MATHEMATICS & PHYSICS						
	Expense						
	Salaries - Faculty				346,644		
	Account Total	0	0	346,644	346,644	0	0
154018	IE-DEPARTMENT OF BIOLOGY&CHEMISTRY						
	Expense						
	Salaries - Faculty				539,215		
	Account Total	0	0	539,215	539,215	0	0
154019	IE-DEPARTMENT FINE&PERFORMING ARTS						
	Expense						
	Salaries - Faculty				836,340		
	Account Total	0	0	836,340	836,340	0	0
156001	SF-UNIVERSITY COLLEGE ACADEMIC SUPP						
	Expense						
	Salaries - Non-Faculty				199,764		
	Account Total	0	0	199,764	199,764	0	0
156002	SF-UNIVERSITY COLLEGE INSTRUCTION						
	Expense						
	Salaries - Faculty				320,950		
	Account Total	0	0	320,950	320,950	0	0
158001	ACSS-UNIVERSITY COLLEGE						
	Expense						
	Salaries - Faculty				146,979		
	Account Total	0	0	146,979	146,979	0	0
158002	ACSS-PHD PROGRAMS						
	Expense						
	Salaries - Faculty				163,677		
	Account Total	0	0	163,677	163,677	0	0
158004	ACSS-DIV OF INT'L BUSINESS & TECHNO						
	Expense						
	Salaries - Faculty				165,754		
	Account Total	0	0	165,754	165,754	0	0
158005	ACSS-DEPT OF PSYCHOLOGY & COMMUNICA						
	Expense						
	Salaries - Faculty				557,864		
	Account Total	0	0	557,864	557,864	0	0

Printed on a Xerox 9700 Laser Printing System at the Computing Services Center / Texas A&M University

Form: URGB01 (02/05/85)

Account	Description	Beginning Balance	Revenues	Net Allocations	Expenditures	Increase (Decrease)	Ending Balance
170002	TPEG SET-ASIDES 10%						
	Expense						
	Scholarships				141,000		
	Account Total	0	0	141,000	141,000	0	0
199999	TUITION DISCOUNTING - E&G						
	Revenue						
	Discounts and Allow		475,000-				
	Expense						
	Scholarship Discounts				475,000-		
	Account Total	0	475,000-	0	475,000-	0	0

Printed on a Xerox 9700 Laser Printing System at the Computing Services Center / Texas A&M University

Form: URGB01 (02/05/85)

Account	Description	Beginning Balance	Revenues	Net Allocations	Expenditures	Increase (Decrease)	Ending Balance
Functional and General Funds - Board Approved							
	Revenue						
	State Approp - Gene		31,362,470				
	State Approp - Bene		5,324,634				
	Higher Education Fu		6,709,910				
	Tuition - State		10,044,696				
	Discounts and Allow		475,000-				
	Fees		261,500				
	Exemptions		247,000				
	Sales and Services		32,000				
	Investment Income		130,000				
	Expense						
	Salaries - Faculty				18,591,375		
	Salaries - Non-Faculty				9,341,315		
	Wages				455,131		
	Benefits				8,484,876		
	Scholarships				388,000		
	Scholarship Discounts				475,000-		
	Operations and Maintenance				256,711		
	Equipment (Capitalized)				6,709,910		
	Grand Total	0	53,637,210	9,884,892-	43,752,318	0	0

Printed on a Xerox 9700 Laser Printing System at the Computing Services Center / Texas A&M University

Form: URGB01 (02/05/85)

Account	Description	Beginning Balance	Revenues	Net Allocations	Expenditures	Increase (Decrease)	Ending Balance
210001	PRESIDENT'S OFFICE FUND						
	Expense						
	Salaries - Non-Faculty				381,830		
	Wages				10,567		
	Benefits				114,549		
	Operations and Maintenance				47,828		
	Account Total	0	0	554,774	554,774	0	0
210100	BUSINESS OFFICE ADMINISTRATIVE FEE						
	Revenue						
	Fees		258,584				
	Account Total	0	258,584	258,584-	0	0	0
210101	BOAF-BUSINESS OFFICE OPERATIONS						
	Expense						
	Salaries - Non-Faculty				94,233		
	Benefits				28,270		
	Account Total	0	0	122,503	122,503	0	0
210102	BOAF-PAYMENT PROCESSING CRCDX						
	Expense						
	Operations and Maintenance				136,081		
	Account Total	0	0	136,081	136,081	0	0
210110	TPEG RESIDENT UNDERGRADUATE GRANT						
	Expense						
	Scholarships				1,065,277		
	Account Total	0	0	1,065,277	1,065,277	0	0
210111	TPEG NON-RESIDENT UNDERGRAD GRANT						
	Expense						
	Scholarships				11,253		
	Account Total	0	0	11,253	11,253	0	0
210115	TPEG RESIDENT GRADUATE GRANT						
	Expense						
	Scholarships				145,265		
	Account Total	0	0	145,265	145,265	0	0
210116	TPEG NON-RESIDENT GRADUATE GRANT						
	Expense						
	Scholarships				6,330		
	Account Total	0	0	6,330	6,330	0	0
210120	DT-RESIDENT UNDERGRAD SCHOLARSHIP						
	Expense						
	Scholarships				1,313,352		
	Account Total	0	0	1,313,352	1,313,352	0	0

Printed on a Xerox 9700 Laser Printing System at the Computing Services Center / Texas A&M University

Form: URGB01 (02/05/85)

Account	Description	Beginning Balance	Revenues	Net Allocations	Expenditures	Increase (Decrease)	Ending Balance
210121	DT-RESIDENT GRADUATE SCHOLARSHIP						
	Expense						
	Scholarships				103,251		
	Account Total	0	0	103,251	103,251	0	0
210130	DESIGNATED TUITION REVENUE-FALL						
	Revenue						
	Tuition - Designate		8,995,994				
	Account Total	0	8,995,994	8,995,994-	0	0	0
210131	DESIGNATED TUITION REVENUE-SPRING						
	Revenue						
	Tuition - Designate		8,278,498				
	Account Total	0	8,278,498	8,278,498-	0	0	0
210132	DESIGNATED TUITION REVENUE-SUMMER						
	Revenue						
	Tuition - Designate		1,775,595				
	Account Total	0	1,775,595	1,775,595-	0	0	0
210136	DT-SYSTEM OPERATIONS						
	Expense						
	Operations and Maintenance				650,000		
	Account Total	0	0	650,000	650,000	0	0
210137	DT-HUB						
	Expense						
	Operations and Maintenance				4,500		
	Account Total	0	0	4,500	4,500	0	0
210139	DT-SUMMER SCHOOL FACULTY SALARIES						
	Expense						
	Salaries - Faculty				937,993		
	Benefits				180,007		
	Account Total	0	0	1,118,000	1,118,000	0	0
210140	DT-INTEREST FROM INVESTMENTS						
	Revenue						
	Investment Income		425,000				
	Account Total	0	425,000	425,000-	0	0	0
210141	DT-UNIVERSITY COMPLIANCE						
	Expense						
	Salaries - Non-Faculty				217,803		
	Wages				31,670		
	Benefits				35,000		
	Operations and Maintenance				15,095		
	Account Total	0	0	299,568	299,568	0	0

Printed on a Xerox 9700 Laser Printing System at the Computing Services Center / Texas A&M University

Account	Description	Beginning Balance	Revenues	Net Allocations	Expenditures	Increase (Decrease)	Ending Balance
210155	DT-FINANCIAL AID GENERAL MATCHING						
	Expense						
	Scholarships				10,000		
	Account Total	0	0	10,000	10,000	0	0
210157	DT-PRESIDENTIAL SCHOLARSHIPS (FY19)						
	Expense						
	Scholarships				800,000		
	Account Total	0	0	800,000	800,000	0	0
210160	DT-MISCELLANEOUS ACCOUNT						
	Expense						
	Operations and Maintenance				40,000		
	Account Total	0	0	40,000	40,000	0	0
210163	DT-TAMIU TED/LEADERSHIP EXPERIENCE						
	Expense						
	Operations and Maintenance				22,000		
	Account Total	0	0	22,000	22,000	0	0
210164	DT-COMPUTER SUPPORT						
	Expense						
	Operations and Maintenance				184,289		
	Account Total	0	0	184,289	184,289	0	0
210167	DT-HOUSING SHORTFALL						
	Expense						
	Operations and Maintenance				25,086		
	Account Total	0	0	25,086	25,086	0	0
210168	DT-REMISSIONS AND EXEMPTIONS						
	Revenue						
	Exemptions		881,000				
	Expense						
	Scholarships				881,000		
	Account Total	0	881,000	0	881,000	0	0
210170	DT-STUDENT SUCCESS SCHOLARSHIPS						
	Expense						
	Scholarships				155,000		
	Account Total	0	0	155,000	155,000	0	0
210171	DT-CUSTODIAL SERVICES						
	Expense						
	Operations and Maintenance				588,050		
	Account Total	0	0	588,050	588,050	0	0

Form: URGB01 (02/05/85)
Printed on a Xerox 9700 Laser Printing System at the Computing Services Center / Texas A&M University

Form: URGB01 (02/05/85)

Account	Description	Beginning Balance	Revenues	Net Allocations	Expenditures	Increase (Decrease)	Ending Balance
210175	DT-VPFA						
	Expense						
	Salaries - Non-Faculty				430,563		
	Wages				6,749		
	Benefits				129,169		
	Operations and Maintenance				5,600		
	Account Total	0	0	572,081	572,081	0	0
210176	DT-PROVOST & VPAA						
	Expense						
	Salaries - Non-Faculty				293,685		
	Wages				6,749		
	Benefits				88,106		
	Operations and Maintenance				89,332		
	Account Total	0	0	477,872	477,872	0	0
210177	DT-COMMUNITY RELATIONS & SPECIAL EV						
	Expense						
	Salaries - Non-Faculty				47,961		
	Wages				109,176		
	Benefits				14,388		
	Operations and Maintenance				18,315		
	Account Total	0	0	189,840	189,840	0	0
210179	DT-PURCHASING DEPARTMENT						
	Expense						
	Salaries - Non-Faculty				243,537		
	Wages				6,749		
	Benefits				73,061		
	Operations and Maintenance				40,586		
	Account Total	0	0	363,933	363,933	0	0
210180	DT-HUMAN RESOURCES (TRAVEL & M&O)						
	Expense						
	Operations and Maintenance				70,318		
	Account Total	0	0	70,318	70,318	0	0
210181	DT-BUDGET, PAYROLL & FISCAL ANALYSI						
	Expense						
	Salaries - Non-Faculty				298,323		
	Wages				7,681		
	Benefits				89,497		
	Operations and Maintenance				27,300		
	Account Total	0	0	422,801	422,801	0	0
210182	DT-GENERAL SERVICES-SSC						
	Expense						
	Operations and Maintenance				2,630,590		
	Account Total	0	0	2,630,590	2,630,590	0	0

Printed on a Xerox 9700 Laser Printing System at the Computing Services Center / Texas A&M University

Form: URGB01 (02/05/85)

Account	Description	Beginning Balance	Revenues	Net Allocations	Expenditures	Increase (Decrease)	Ending Balance
210183	DT-UNIVERSITY POLICE DEPT (TRAVEL)						
	Expense						
	Operations and Maintenance				14,400		
	Account Total	0	0	14,400	14,400	0	0
210184	DT-GENERAL SERVICES OT						
	Expense						
	Operations and Maintenance				219,795		
	Account Total	0	0	219,795	219,795	0	0
210186	DT-CONCURRENT ENROLLMENT SCHOLARSH						
	Expense						
	Scholarships				69,000		
	Account Total	0	0	69,000	69,000	0	0
210188	DT-PUBLIC AFFAIRS (TRAVEL AND M&O)						
	Expense						
	Salaries - Non-Faculty				48,366		
	Wages				16,758		
	Benefits				14,510		
	Operations and Maintenance				248,044		
	Account Total	0	0	327,678	327,678	0	0
210190	DT-DEAN ARTS/SCIENCES (TRVL & M&O)						
	Expense						
	Operations and Maintenance				122,522		
	Account Total	0	0	122,522	122,522	0	0
210193	DT-START UP RESEARCH FUNDS (MAIN)						
	Expense						
	Operations and Maintenance				50,000		
	Account Total	0	0	50,000	50,000	0	0
210196	DT-FACULTY RECRUITMENT						
	Expense						
	Operations and Maintenance				16,200		
	Account Total	0	0	16,200	16,200	0	0
210197	DT-FINANCIAL AID SCHOLARSHIP						
	Expense						
	Scholarships				450,000		
	Account Total	0	0	450,000	450,000	0	0
210200	DT-COMPTROLLER/BUSINESS OFFICE						
	Expense						
	Salaries - Non-Faculty				920,910		
	Benefits				276,273		
	Operations and Maintenance				38,828		
	Account Total	0	0	1,236,011	1,236,011	0	0

Printed on a Xerox 9700 Laser Printing System at the Computing Services Center / Texas A&M University

Form: URGB01 (02/05/85)

Account	Description	Beginning Balance	Revenues	Net Allocations	Expenditures	Increase (Decrease)	Ending Balance
210201	DT-UNALLOCATED SALARIES						
	Expense						
	Salaries - Non-Faculty				160,000		
	Account Total	0	0	160,000	160,000	0	0
210205	DT-INSTRUCTIONAL FACILITIES						
	Expense						
	Operations and Maintenance				30,000		
	Account Total	0	0	30,000	30,000	0	0
210206	DT-INTERNATIONAL STUDENT SERVICES						
	Expense						
	Salaries - Non-Faculty				276,761		
	Wages				13,498		
	Benefits				83,028		
	Operations and Maintenance				29,400		
	Account Total	0	0	402,687	402,687	0	0
210208	DT-THEATER (M&O)						
	Expense						
	Salaries - Non-Faculty				43,139		
	Benefits				12,942		
	Operations and Maintenance				35,000		
	Account Total	0	0	91,081	91,081	0	0
210209	DT-R.O.T.C.						
	Expense						
	Operations and Maintenance				4,000		
	Account Total	0	0	4,000	4,000	0	0
210210	DT-DFPA FUNDS (M&O)						
	Expense						
	Operations and Maintenance				22,200		
	Account Total	0	0	22,200	22,200	0	0
210211	DT-CAREER SERVICES						
	Expense						
	Salaries - Non-Faculty				222,406		
	Benefits				66,722		
	Operations and Maintenance				19,679		
	Account Total	0	0	308,807	308,807	0	0
210212	DT-STUDENT LIFE						
	Expense						
	Operations and Maintenance				30,870		
	Account Total	0	0	30,870	30,870	0	0

Printed on a Xerox 9700 Laser Printing System at the Computing Services Center / Texas A&M University

Form: URGB01 (02/05/85)

Account	Description	Beginning Balance	Revenues	Net Allocations	Expenditures	Increase (Decrease)	Ending Balance
210214	DT-UNIVERSITY HONORS PROGRAM						
	Expense						
	Salaries - Non-Faculty				28,938		
	Benefits				8,681		
	Operations and Maintenance				25,245		
	Account Total	0	0	62,864	62,864	0	0
210216	DT-PROF-CENTER (PROF RESOURCES)						
	Expense						
	Operations and Maintenance				9,328		
	Account Total	0	0	9,328	9,328	0	0
210217	DT-ATHLETICS SCHOLARSHIP						
	Expense						
	Scholarships				635,000		
	Account Total	0	0	635,000	635,000	0	0
210219	DT-AVPA (TRAVEL & M&O)						
	Expense						
	Operations and Maintenance				8,910		
	Account Total	0	0	8,910	8,910	0	0
210221	DT-FACULTY ADJUNCT SALARIES						
	Expense						
	Salaries - Faculty				450,000		
	Account Total	0	0	450,000	450,000	0	0
210222	DT-CONTINUING EDUCATION (SALARIES)						
	Expense						
	Salaries - Non-Faculty				82,291		
	Benefits				24,687		
	Account Total	0	0	106,978	106,978	0	0
210223	DT-SCHOOL OF ENGINEERING						
	Expense						
	Operations and Maintenance				9,135		
	Account Total	0	0	9,135	9,135	0	0
210226	DT-WORK STUDY TAMIU (DEFAULT)						
	Expense						
	Wages				124,050		
	Account Total	0	0	124,050	124,050	0	0
210227	DT-SECRETARIAL SERVICES						
	Expense						
	Salaries - Non-Faculty				159,350		
	Wages				6,749		
	Benefits				47,805		
	Account Total	0	0	213,904	213,904	0	0

Printed on a Xerox 9700 Laser Printing System at the Computing Services Center / Texas A&M University

Form: URGB01 (02/05/85)

Account	Description	Beginning Balance	Revenues	Net Allocations	Expenditures	Increase (Decrease)	Ending Balance
210245	DT-FACULTY RESEARCH						
	Expense						
	Salaries - Faculty				100,000		
	Benefits				16,100		
	Operations and Maintenance				75,510		
	Account Total	0	0	191,610	191,610	0	0
210246	DT-SELF-INSURED PROPERTY PROGRAM-PR						
	Expense						
	Operations and Maintenance				73,490		
	Account Total	0	0	73,490	73,490	0	0
210247	DT-V.P. FOR STUDENT SUCCESS						
	Expense						
	Salaries - Non-Faculty				255,253		
	Benefits				76,576		
	Account Total	0	0	331,829	331,829	0	0
210250	DT-DEFERRED COMPENSATION CEO						
	Expense						
	Benefits				50,000		
	Account Total	0	0	50,000	50,000	0	0
210255	DT-BINATIONAL CENTER						
	Expense						
	Salaries - Non-Faculty				166,020		
	Wages				6,749		
	Benefits				49,806		
	Operations and Maintenance				15,454		
	Account Total	0	0	238,029	238,029	0	0
210261	DT-UC (TRAVEL & M&O)						
	Expense						
	Operations and Maintenance				44,438		
	Account Total	0	0	44,438	44,438	0	0
210263	DT-SYSTEM SHARED SERVICES						
	Expense						
	Salaries - Non-Faculty				62,357		
	Benefits				18,707		
	Account Total	0	0	81,064	81,064	0	0
210264	DT-PHD PROGRAM (TRAVEL & M&O)						
	Expense						
	Operations and Maintenance				5,700		
	Account Total	0	0	5,700	5,700	0	0

Printed on a Xerox 9700 Laser Printing System at the Computing Services Center / Texas A&M University

Form: URGB01 (02/05/85)

Account	Description	Beginning Balance	Revenues	Net Allocations	Expenditures	Increase (Decrease)	Ending Balance
210266	DT-INTERNATIONAL TRADE JOURNAL						
	Expense						
	Operations and Maintenance				5,254		
	Account Total	0	0	5,254	5,254	0	0
210267	DT-EDUCATOR, PREP, CERT (TRVL & MO)						
	Expense						
	Operations and Maintenance				4,590		
	Account Total	0	0	4,590	4,590	0	0
210268	DT-VP FOR INSTITUTIONAL ADVANCEMENT						
	Expense						
	Salaries - Non-Faculty				546,024		
	Benefits				163,807		
	Operations and Maintenance				78,542		
	Account Total	0	0	788,373	788,373	0	0
210269	DT-DEPT OF HUMANITIES (M&O)						
	Expense						
	Operations and Maintenance				22,000		
	Account Total	0	0	22,000	22,000	0	0
210270	DT-FACULTY ATHLETIC REPRESENTATIVE						
	Expense						
	Salaries - Faculty				12,000		
	Benefits				3,600		
	Account Total	0	0	15,600	15,600	0	0
210271	DT-DEPT. OF SOCIAL SCIENCES (M&O)						
	Expense						
	Operations and Maintenance				14,332		
	Account Total	0	0	14,332	14,332	0	0
210272	DT-DEPT OF PSYC & COMMUN (M&0)						
	Expense						
	Operations and Maintenance				14,400		
	Account Total	0	0	14,400	14,400	0	0
210273	DT-DEPT OF MATH & PHYSICS (M&O)						
	Expense						
	Operations and Maintenance				6,210		
	Account Total	0	0	6,210	6,210	0	0
210274	DT-DEPT OF BIOLOGY & CHEMISTRY (M&O						
	Expense						
	Operations and Maintenance				13,500		
	Account Total	0	0	13,500	13,500	0	0

Printed on a Xerox 9700 Laser Printing System at the Computing Services Center / Texas A&M University

Form: URGB01 (02/05/85)

Account	Description	Beginning Balance	Revenues	Net Allocations	Expenditures	Increase (Decrease)	Ending Balance
210275	DT-PHYSICAL PLANT SPECIAL PROJECTS						
	Expense						
	Operations and Maintenance				300,000		
	Account Total	0	0	300,000	300,000	0	0
210276	DT-TEXAS ACADEMY OF INT'L STUDIES						
	Expense						
	Salaries - Non-Faculty				191,776		
	Benefits				57,533		
	Account Total	0	0	249,309	249,309	0	0
210287	DT-ATHLETIC ACADEMIC COORDINATOR						
	Expense						
	Salaries - Non-Faculty				34,070		
	Benefits				10,221		
	Account Total	0	0	44,291	44,291	0	0
210290	DT-CASA ORTIZ						
	Expense						
	Operations and Maintenance				18,000		
	Account Total	0	0	18,000	18,000	0	0
210291	DT-ENVIRONMENTAL & HEALTH SAFETY						
	Expense						
	Operations and Maintenance				10,000		
	Account Total	0	0	10,000	10,000	0	0
210292	DT-AQAC (TRAVEL & M&O)						
	Expense						
	Operations and Maintenance				48,293		
	Account Total	0	0	48,293	48,293	0	0
210293	DT-CENTER FOR EARTH & ENV. STUDIES						
	Expense						
	Operations and Maintenance				14,921		
	Account Total	0	0	14,921	14,921	0	0
210294	DT-QEP (TRAVEL & M&O)						
	Expense						
	Operations and Maintenance				226,000		
	Account Total	0	0	226,000	226,000	0	0
210296	DT-FACULTY SENATE						
	Expense						
	Operations and Maintenance				1,800		
	Account Total	0	0	1,800	1,800	0	0

Printed on a Xerox 9700 Laser Printing System at the Computing Services Center / Texas A&M University

Form: URGB01 (02/05/85)

Account	Description	Beginning Balance	Revenues	Net Allocations	Expenditures	Increase (Decrease)	Ending Balance
210297	DT-ARSB (TRAVEL AND M&O)						
	Expense						
	Operations and Maintenance				58,477		
	Account Total	0	0	58,477	58,477	0	0
210298	DT-COED (TRAVEL & M&O)						
	Expense						
	Operations and Maintenance				46,554		
	Account Total	0	0	46,554	46,554	0	0
210299	DT-RESERVES (SET ASIDES)						
	Expense						
	Operations and Maintenance				26,985		
	Account Total	0	0	26,985	26,985	0	0
210303	DT-DEPT OF CURR & PEDAGOGY (M&O)						
	Expense						
	Operations and Maintenance				17,235		
	Account Total	0	0	17,235	17,235	0	0
210305	DT-DEPT OF PROF PROGRAMS (M&O)						
	Expense						
	Operations and Maintenance				13,995		
	Account Total	0	0	13,995	13,995	0	0
210306	DT-DIV OF INTL BUS&TECH (M&O)						
	Expense						
	Operations and Maintenance				13,095		
	Account Total	0	0	13,095	13,095	0	0
210307	DT-CNHS (TRAVEL & M&O)						
	Expense						
	Salaries - Non-Faculty				4,872		
	Benefits				1,461		
	Operations and Maintenance				73,898		
	Account Total	0	0	80,231	80,231	0	0
210308	DT-DIV OF INTL BK & FIN (M&O)						
	Expense						
	Operations and Maintenance				13,500		
	Account Total	0	0	13,500	13,500	0	0
210309	DT-GRANTS & CONTRACTS (TRAVEL & M&O						
	Expense						
	Salaries - Non-Faculty				220,149		
	Benefits				66,045		
	Operations and Maintenance				12,620		
	Account Total	0	0	298,814	298,814	0	0

Printed on a Xerox 9700 Laser Printing System at the Computing Services Center / Texas A&M University

Account	Description	Beginning Balance	Revenues	Net Allocations	Expenditures	Increase (Decrease)	Ending Balance
210310	DT-UNIVERSITY COLLEGE-COMMON READ						
	Expense						
	Operations and Maintenance				75,000		
	Account Total	0	0	75,000	75,000	0	0
210311	DT-ATHLETIC COMPLIANCE						
	Expense						
	Salaries - Non-Faculty				117,264		
	Benefits				35,179		
	Operations and Maintenance				20,000		
	Account Total	0	0	172,443	172,443	0	0
210313	DT-PRES SCHOLARSHIP TRANSFERS (C)						
	Expense						
	Scholarships				50,000		
	Account Total	0	0	50,000	50,000	0	0
210314	DT-PRES SCHOLARSHIP TRANSFERS (D)						
	Expense						
	Scholarships				25,000		
	Account Total	0	0	25,000	25,000	0	0
210600	INTERNATIONAL LANGUAGE INSTITUTE						
	Revenue						
	Other Operating Inc		290,000				
	Expense						
	Salaries - Non-Faculty				125,357		
	Benefits				37,607		
	Operations and Maintenance				127,036		
	Account Total	0	290,000	0	290,000	0	0
212000	UNIVERSITY SERVICE FEE-FALL						
	Revenue						
	Fees		5,783,225				
	Account Total	0	5,783,225	5,783,225-	0	0	0
212001	UNIVERSITY SERVICE FEE-SPRING						
	Revenue						
	Fees		4,621,357				
	Account Total	0	4,621,357	4,621,357-	0	0	0
212002	UNIVERSITY SERVICE FEE-SUMMER						
	Revenue						
	Fees		1,131,442				
	Account Total	0	1,131,442	1,131,442-	0	0	0

Form: URGB01 (02/05/85)
Printed on a Xerox 9700 Laser Printing System at the Computing Services Center / Texas A&M University

Form: URGB01 (02/05/85)

Account	Description	Beginning Balance	Revenues	Net Allocations	Expenditures	Increase (Decrease)	Ending Balance
212011	USF-CAMPUS CARD SERVICE						
	Expense						
	Salaries - Non-Faculty				122,624		
	Wages				12,278		
	Benefits				36,787		
	Operations and Maintenance				12,930		
	Account Total	0	0	184,620	184,619	1	1
212012	USF-SAFETY & INFRASTRUCTURE						
	Expense						
	Wages				40,494		
	Benefits				1,000		
	Operations and Maintenance				98,537		
	Account Total	0	0	140,031	140,031	0	0
212013	USF-ENDOWED SCHOLARSHIPS						
	Expense						
	Scholarships				603,320		
	Account Total	0	0	603,320	603,320	0	0
212014	USF-UNALLOCATED SALARIES						
	Expense						
	Salaries - Non-Faculty				100,000		
	Account Total	0	0	100,000	100,000	0	0
212015	USF-RESERVES (SET-ASIDES - M&O)						
	Expense						
	Operations and Maintenance				182,760		
	Account Total	0	0	182,760	182,760	0	0
212016	USF-UTILITIES						
	Expense						
	Utilities				2,150,000		
	Account Total	0	0	2,150,000	2,150,000	0	0
212017	USF-TOUCHNET						
	Expense						
	Operations and Maintenance				557,500		
	Account Total	0	0	557,500	557,500	0	0
212020	USF-GENERAL & MISCELLANEOUS						
	Expense						
	Operations and Maintenance				21,278		
	Account Total	0	0	21,278	21,278	0	0
212100	USF-COMPUTER SUPPORT OPERATIONS						
	Expense						
	Operations and Maintenance				170,468		
	Account Total	0	0	170,468	170,468	0	0

Printed on a Xerox 9700 Laser Printing System at the Computing Services Center / Texas A&M University

Form: URGB01 (02/05/85)

Account	Description	Beginning Balance	Revenues	Net Allocations	Expenditures	Increase (Decrease)	Ending Balance
212101	USF-CS-INSTRUCTIONAL TECH/LAB SUPPO						
	Expense						
	Salaries - Non-Faculty				188,982		
	Wages				140,560		
	Benefits				56,695		
	Operations and Maintenance				2,774		
	Account Total	0	0	389,011	389,011	0	0
212102	USF-CS-INSTRUCTIONAL TECH/DIST EDU						
	Expense						
	Salaries - Faculty				200,000		
	Salaries - Non-Faculty				42,220		
	Wages				14,820		
	Benefits				12,666		
	Operations and Maintenance				183,362		
	Account Total	0	0	453,068	453,068	0	0
212103	USF-CS-BANNER SERVICES & OPERATIONS						
	Expense						
	Salaries - Non-Faculty				515,150		
	Wages				47,400		
	Benefits				154,545		
	Account Total	0	0	717,095	717,095	0	0
212104	USF-CS-COMPUTING/INFO SERVICES						
	Expense						
	Salaries - Non-Faculty				448,124		
	Wages				64,000		
	Benefits				134,437		
	Account Total	0	0	646,561	646,561	0	0
212105	USF-COMPUTER SUPPORT (M&O)						
	Expense						
	Operations and Maintenance				349,706		
	Account Total	0	0	349,706	349,706	0	0
212106	USF-CS-ELLUCIAN CONSULTANTS						
	Expense						
	Operations and Maintenance				168,000		
	Account Total	0	0	168,000	168,000	0	0
212107	USF-CS-(BANNER, ORACLE, ELLUCIAN)						
	Expense						
	Operations and Maintenance				300,000		
	Account Total	0	0	300,000	300,000	0	0

Printed on a Xerox 9700 Laser Printing System at the Computing Services Center / Texas A&M University

Form: URGB01 (02/05/85)

Account	Description	Beginning Balance	Revenues	Net Allocations	Expenditures	Increase (Decrease)	Ending Balance
212108	USF-CS-SOFTWARE/MAINT/RENEW						
	Expense						
	Operations and Maintenance				75,000		
	Account Total	0	0	75,000	75,000	0	0
212200	USF-LIBRARY						
	Expense						
	Salaries - Faculty				201,050		
	Salaries - Non-Faculty				70,697		
	Wages				198,318		
	Benefits				81,524		
	Operations and Maintenance				103,210		
	Equipment (Capitalized)				1,190,565		
	Account Total	0	0	1,845,364	1,845,364	0	0
212201	USF-UNIVERSITY ASSESSMENT						
	Expense						
	Salaries - Non-Faculty				197,595		
	Wages				6,749		
	Benefits				59,279		
	Operations and Maintenance				124,678		
	Account Total	0	0	388,301	388,301	0	0
212202	USF-LIBRARY-GENERAL & MISCELLANEOUS						
	Expense						
	Operations and Maintenance				341,800		
	Account Total	0	0	341,800	341,800	0	0
212300	USF-COAS-INSTRUCTIONAL ENHANCEMENT						
	Expense						
	Operations and Maintenance				335,045		
	Account Total	0	0	335,045	335,045	0	0
212400	USF-COED-INSTRUCTIONAL ENHANCEMENT						
	Expense						
	Operations and Maintenance				117,223		
	Account Total	0	0	117,223	117,223	0	0
212500	USF-ARSB-INSTRUCTIONAL ENHANCEMENT						
	Expense						
	Operations and Maintenance				40,396		
	Account Total	0	0	40,396	40,396	0	0
212600	USF-CNHS-INSTRUCTIONAL ENHANCEMENT						
	Expense						
	Operations and Maintenance				85,532		
	Account Total	0	0	85,532	85,532	0	0

Printed on a Xerox 9700 Laser Printing System at the Computing Services Center / Texas A&M University

Form: URGB01 (02/05/85)

Account	Description	Beginning Balance	Revenues	Net Allocations	Expenditures	Increase (Decrease)	Ending Balance
212601	USF-CNHS ADVISOR						
	Expense						
	Salaries - Non-Faculty				32,469		
	Benefits				9,741		
	Account Total	0	0	42,210	42,210	0	0
212700	USF-UC-INSTRUCTIONAL ENHANCEMENT						
	Expense						
	Operations and Maintenance				1,400		
	Account Total	0	0	1,400	1,400	0	0
212701	USF-ADVISING						
	Expense						
	Salaries - Non-Faculty				143,560		
	Wages				240,980		
	Benefits				43,068		
	Operations and Maintenance				25,721		
	Account Total	0	0	453,329	453,329	0	0
212702	USF-UC WRITING CENTER						
	Expense						
	Wages				168,623		
	Account Total	0	0	168,623	168,623	0	0
212703	USF-UC LEARNING CENTER						
	Expense						
	Wages				158,704		
	Account Total	0	0	158,704	158,704	0	0
212800	USF-INTERNATIONAL EDUCATION						
	Expense						
	Scholarships				58,000		
	Account Total	0	0	58,000	58,000	0	0
212801	USF-STUDY ABROAD SCHOOL						
	Expense						
	Scholarships				10,000		
	Account Total	0	0	10,000	10,000	0	0
212802	USF-ENDOW STUDENT SCHOLARSHIP						
	Expense						
	Scholarships				10,000		
	Account Total	0	0	10,000	10,000	0	0

Printed on a Xerox 9700 Laser Printing System at the Computing Services Center / Texas A&M University

Form: URGB01 (02/05/85)

Account	Description	Beginning Balance	Revenues	Net Allocations	Expenditures	Increase (Decrease)	Ending Balance
230055	TESTING CENTER						
	Revenue						
	Fees		75,000				
	Expense						
	Salaries - Non-Faculty				31,048		
	Benefits				9,314		
	Operations and Maintenance				34,638		
	Account Total	0	75,000	0	75,000	0	0
240000	IDC FROM GRANTS & CONTRACTS						
	Revenue						
	Contracts and Grant		227,199				
	Account Total	0	227,199	227,199-	0	0	0
240030	IDC-NR-REV&EXP-GRADUATE SCHOOL						
	Expense						
	Operations and Maintenance				20,000		
	Account Total	0	0	20,000	20,000	0	0
240040	IDC-REV&EXP-RESEARCH & SPONSORED PR						
	Expense						
	Salaries - Non-Faculty				70,113		
	Benefits				21,034		
	Operations and Maintenance				20,605		
	Account Total	0	0	111,752	111,752	0	0
240101	IDC-RESEARCH ASSISTANTS						
	Expense						
	Salaries - Non-Faculty				95,447		
	Account Total	0	0	95,447	95,447	0	0
270001	STUDENT SERVICE FEE-FALL						
	Revenue						
	Fees		1,658,393				
	Account Total	0	1,658,393	1,658,393-	0	0	0
270002	STUDENT SERVICE FEE-SPRING						
	Revenue						
	Fees		1,525,341				
	Account Total	0	1,525,341	1,525,341-	0	0	0
270003	STUDENT SERVICE FEE-SUMMER						
	Revenue						
	Fees		438,936				
	Account Total	0	438,936	438,936-	0	0	0

Printed on a Xerox 9700 Laser Printing System at the Computing Services Center / Texas A&M University

Form: URGB01 (02/05/85)

Account	Description	Beginning Balance	Revenues	Net Allocations	Expenditures	Increase (Decrease)	Ending Balance
270005	SSF-STUDENT GOVERNMENT ASSOCIATION						
	Expense						
	Operations and Maintenance				38,500		
	Account Total	0	0	38,500	38,500	0	0
270006	SSF-RECRUITMENT & SCHOOL RELATIONS						
	Expense						
	Salaries - Non-Faculty				556,298		
	Wages				53,786		
	Benefits				166,889		
	Operations and Maintenance				165,323		
	Account Total	0	0	942,296	942,296	0	0
270007	SSF-GENERAL & MISCELLANEOUS SERVICE						
	Expense						
	Operations and Maintenance				126,891		
	Account Total	0	0	126,891	126,891	0	0
270008	SSF-UNALLOCATED SALARIES						
	Expense						
	Salaries - Non-Faculty				85,000		
	Account Total	0	0	85,000	85,000	0	0
270009	SSF-FINANCIAL AID						
	Expense						
	Salaries - Non-Faculty				583,367		
	Wages				13,498		
	Benefits				180,000		
	Operations and Maintenance				21,227		
	Account Total	0	0	798,092	798,092	0	0
270010	SSF-OFFICE OF ADMISSIONS						
	Expense						
	Salaries - Non-Faculty				305,167		
	Wages				6,749		
	Benefits				91,550		
	Operations and Maintenance				30,485		
	Account Total	0	0	433,951	433,951	0	0
270011	SSF-UNIVERSITY REGISTRAR						
	Expense						
	Salaries - Non-Faculty				32,866		
	Wages				20,247		
	Benefits				9,860		
	Operations and Maintenance				45,349		
	Account Total	0	0	108,322	108,322	0	0

Printed on a Xerox 9700 Laser Printing System at the Computing Services Center / Texas A&M University

Form: URGB01 (02/05/85)

Account	Description	Beginning Balance	Revenues	Net Allocations	Expenditures	Increase (Decrease)	Ending Balance
270012	SSF-STUDENT ORIENTATION						
	Expense						
	Operations and Maintenance				20,000		
	Account Total	0	0	20,000	20,000	0	0
270014	SSF-STUDENT NEWSPAPER						
	Expense						
	Operations and Maintenance				14,400		
	Account Total	0	0	14,400	14,400	0	0
270017	SSF-STUDENT SUCCESS						
	Expense						
	Salaries - Non-Faculty				50,522		
	Benefits				14,378		
	Operations and Maintenance				29,177		
	Account Total	0	0	94,077	94,077	0	0
270018	SSF-CAMPUS ACTIVITIES BOARD						
	Expense						
	Operations and Maintenance				40,000		
	Account Total	0	0	40,000	40,000	0	0
270019	SSF-STUDENT TRAVEL						
	Expense						
	Operations and Maintenance				20,000		
	Account Total	0	0	20,000	20,000	0	0
270021	SSF-STUDENT LIFE SPECIAL EVENTS						
	Expense						
	Operations and Maintenance				14,450		
	Account Total	0	0	14,450	14,450	0	0
270022	SSF-V.P. FOR STUDENT SUCCESS						
	Expense						
	Salaries - Non-Faculty				80,276		
	Wages				14,834		
	Benefits				24,083		
	Operations and Maintenance				29,643		
	Account Total	0	0	148,836	148,836	0	0
270023	SSF-STUDENT COUNSELING						
	Expense						
	Salaries - Non-Faculty				331,303		
	Wages				13,498		
	Benefits				99,391		
	Operations and Maintenance				34,347		
	Account Total	0	0	478,539	478,539	0	0

Printed on a Xerox 9700 Laser Printing System at the Computing Services Center / Texas A&M University

Form: URGB01 (02/05/85)

Account	Description	Beginning Balance	Revenues	Net Allocations	Expenditures	Increase (Decrease)	Ending Balance
270024	SSF-STUDENT ACT AND LEADERSHIP						
	Expense						
	Salaries - Non-Faculty				91,747		
	Benefits				27,524		
	Operations and Maintenance				17,500		
	Account Total	0	0	136,771	136,771	0	0
270025	SSF-STUDENT CONDUCT						
	Expense						
	Salaries - Non-Faculty				84,265		
	Benefits				25,280		
	Operations and Maintenance				13,000		
	Account Total	0	0	122,545	122,545	0	0
299994	TUITION DISCOUNTING - DESIGNATED						
	Revenue						
	Discounts and Allow		1,820,000-				
	Expense						
	Scholarship Discounts				1,820,000-		
	Account Total	0	1,820,000-	0	1,820,000-	0	0

Printed on a Xerox 9700 Laser Printing System at the Computing Services Center / Texas A&M University

Form: URGB01 (02/05/85)

Account	Description	Beginning Balance	Revenues	Net Allocations	Expenditures	Increase (Decrease)	Ending Balance
Designated Funds - Board Approved							
	Revenue						
	Tuition - Designate		19,050,087				
	Discounts and Allow		1,820,000-				
	Fees		15,492,278				
	Exemptions		881,000				
	Contracts and Grant		227,199				
	Investment Income		425,000				
	Other Operating Inc		290,000				
	Expense						
	Salaries - Faculty				1,901,043		
	Salaries - Non-Faculty				9,932,078		
	Wages				1,562,683		
	Benefits				3,132,382		
	Utilities				2,150,000		
	Scholarships				6,401,048		
	Scholarship Discounts				1,820,000-		
	Operations and Maintenance				11,052,210		
	Equipment (Capitalized)				1,190,565		
	Grand Total	0	34,545,564	956,446	35,502,009	1	1

Printed on a Xerox 9700 Laser Printing System at the Computing Services Center / Texas A&M University

Form: URGB01 (02/05/85)

Account	Description	Beginning Balance	Revenues	Net Allocations	Expenditures	Increase (Decrease)	Ending Balance

****
* *
* BLANK PAGE *
* *
****

Printed on a Xerox 9700 Laser Printing System at the Computing Services Center / Texas A&M University

Form: URGB01 (02/05/85)

Account	Description	Beginning Balance	Revenues	Net Allocations	Expenditures	Increase (Decrease)	Ending Balance
218030	SERVICE DEPARTMENT-POSTAGE						
	Revenue						
	Sales and Services		68,000				
	Expense						
	Operations and Maintenance				68,000		
	Account Total	0	68,000	0	68,000	0	0
218040	SERVICE DEPARTMENT-PRINTING & SUPPO						
	Revenue						
	Sales and Services		148,000				
	Expense						
	Operations and Maintenance				148,000		
	Account Total	0	148,000	0	148,000	0	0
218050	SERVICE DEPARTMENT-PAPER SUPPLY						
	Revenue						
	Sales and Services		60,000				
	Expense						
	Operations and Maintenance				60,000		
	Account Total	0	60,000	0	60,000	0	0
230062	UNEMPLOYMENT COMPENSATION INSURANCE						
	Revenue						
	Sales and Services		54,500				
	Expense						
	Benefits				54,500		
	Account Total	0	54,500	0	54,500	0	0
250001	LUMP SUM RESERVE SERVICE CENTER DES						
	Revenue						
	Sales and Services		100,000				
	Expense						
	Benefits				100,000		
	Account Total	0	100,000	0	100,000	0	0

Printed on a Xerox 9700 Laser Printing System at the Computing Services Center / Texas A&M University

Form: URGB01 (02/05/85)

Account	Description	Beginning Balance	Revenues	Net Allocations	Expenditures	Increase (Decrease)	Ending Balance
Designated Service Departments - Board Approved							
	Revenue						
	Sales and Services		430,500				
	Expense						
	Benefits				154,500		
	Operations and Maintenance				276,000		
	Grand Total	0	430,500	0	430,500	0	0

Printed on a Xerox 9700 Laser Printing System at the Computing Services Center / Texas A&M University

Form: URGB01 (02/05/85)

Account	Description	Beginning Balance	Revenues	Net Allocations	Expenditures	Increase (Decrease)	Ending Balance
300120	COMPUTER SUPPORT						
	Revenue						
	Sales and Services		110,000				
	Expense						
	Operations and Maintenance				110,000		
	Account Total	0	110,000	0	110,000	0	0
300360	REC SPORTS FEE-FALL						
	Revenue						
	Fees		570,948				
	Account Total	0	570,948	570,948-	0	0	0
300361	REC SPORTS FEE-SPRING						
	Revenue						
	Fees		530,560				
	Account Total	0	530,560	530,560-	0	0	0
300362	REC SPORTS FEE-SUMMER						
	Revenue						
	Fees		146,456				
	Account Total	0	146,456	146,456-	0	0	0
300364	RSF-RECREATIONAL SPORTS						
	Expense						
	Salaries - Non-Faculty				382,921		
	Wages				195,490		
	Benefits				105,876		
	Operations and Maintenance				144,106		
	Account Total	0	0	828,393	828,393	0	0
300367	REC SPORTS FEE - GENERAL & MISC						
	Expense						
	Operations and Maintenance				179,368		
	Account Total	0	0	179,368	179,368	0	0
302000	DIPLOMAS & COMMENCEMENT						
	Revenue						
	Fees		57,000				
	Expense						
	Salaries - Non-Faculty				22,520		
	Benefits				6,756		
	Operations and Maintenance				27,724		
	Account Total	0	57,000	0	57,000	0	0

Printed on a Xerox 9700 Laser Printing System at the Computing Services Center / Texas A&M University

Form: URGB01 (02/05/85)

Account	Description	Beginning Balance	Revenues	Net Allocations	Expenditures	Increase (Decrease)	Ending Balance
302100	CAMPUS FOOD SERVICE						
	Revenue						
	Sales and Services		147,500				
	Expense						
	Operations and Maintenance				147,500		
	Account Total	0	147,500	0	147,500	0	0
302300	CAMPUS BOOKSTORE-BARNES & NOBLE						
	Revenue						
	Sales and Services		319,000				
	Expense						
	Operations and Maintenance				319,000		
	Account Total	0	319,000	0	319,000	0	0
303000	STUDENT CENTER FEE-FALL						
	Revenue						
	Fees		612,129				
	Account Total	0	612,129	612,129-	0	0	0
303001	STUDENT CENTER FEE-SPRING						
	Revenue						
	Fees		562,455				
	Account Total	0	562,455	562,455-	0	0	0
303002	STUDENT CENTER FEE-SUMMER						
	Revenue						
	Fees		103,193				
	Account Total	0	103,193	103,193-	0	0	0
303004	SCF-COMMUNITY RELATIONS & SPECIAL						
	Expense						
	Salaries - Non-Faculty				153,263		
	Benefits				45,979		
	Account Total	0	0	199,242	199,242	0	0
303006	SCF-GENERAL & MISCELLANEOUS						
	Expense						
	Operations and Maintenance				293,863		
	Account Total	0	0	293,863	293,863	0	0
303097	HEALTH FEE-FALL						
	Revenue						
	Fees		298,634				
	Account Total	0	298,634	298,634-	0	0	0
303098	HEALTH FEE-SPRING						
	Revenue						
	Fees		281,063				
	Account Total	0	281,063	281,063-	0	0	0

Printed on a Xerox 9700 Laser Printing System at the Computing Services Center / Texas A&M University

Form: URGB01 (02/05/85)

Account	Description	Beginning Balance	Revenues	Net Allocations	Expenditures	Increase (Decrease)	Ending Balance
303099	HEALTH FEE-SUMMER						
	Revenue						
	Fees		80,296				
	Account Total	0	80,296	80,296-	0	0	0
303101	HF - HEALTH SERVICE CENTER						
	Expense						
	Salaries - Non-Faculty				250,568		
	Wages				6,749		
	Benefits				75,170		
	Operations and Maintenance				97,796		
	Account Total	0	0	430,283	430,283	0	0
303102	HF - HEALTH FEE - GENERAL & MISC						
	Expense						
	Salaries - Non-Faculty				75,792		
	Account Total	0	0	75,792	75,792	0	0
303104	HF - STUDENT DISABILITY SERVICES						
	Expense						
	Operations and Maintenance				25,000		
	Account Total	0	0	25,000	25,000	0	0
303105	HF - DISABILITY SERVICES						
	Expense						
	Salaries - Non-Faculty				42,061		
	Benefits				12,618		
	Operations and Maintenance				12,000		
	Account Total	0	0	66,679	66,679	0	0
303110	HF - STUDENT COUNSELING						
	Expense						
	Salaries - Non-Faculty				47,876		
	Benefits				14,363		
	Account Total	0	0	62,239	62,239	0	0
303700	RESIDENTIAL LEARNING CENTER						
	Revenue						
	Sales and Services		2,000,654				
	Expense						
	Operations and Maintenance				1,058,554		
	Account Total	0	2,000,654	0	1,058,554	942,100	942,100
304001	ATHLETIC FEE-FALL						
	Revenue						
	Fees		1,819,901				
	Account Total	0	1,819,901	1,819,901-	0	0	0

Printed on a Xerox 9700 Laser Printing System at the Computing Services Center / Texas A&M University

Form: URGB01 (02/05/85)

Account	Description	Beginning Balance	Revenues	Net Allocations	Expenditures	Increase (Decrease)	Ending Balance
304002	ATHLETIC FEE-SPRING						
	Revenue						
	Fees		1,679,119				
	Account Total	0	1,679,119	1,679,119-	0	0	0
304003	ATHLETIC FEE-SUMMER						
	Revenue						
	Fees		336,169				
	Account Total	0	336,169	336,169-	0	0	0
304005	ATH-F ATHLETIC DEPARTMENT						
	Expense						
	Salaries - Non-Faculty				477,007		
	Wages				37,563		
	Benefits				131,639		
	Operations and Maintenance				700,888		
	Account Total	0	0	1,347,097	1,347,097	0	0
304006	ATH-F MEN'S GOLF						
	Expense						
	Salaries - Non-Faculty				27,938		
	Benefits				5,388		
	Operations and Maintenance				34,000		
	Account Total	0	0	67,326	67,326	0	0
304007	ATH-F WOMEN'S GOLF						
	Expense						
	Salaries - Non-Faculty				27,938		
	Benefits				5,388		
	Operations and Maintenance				27,500		
	Account Total	0	0	60,826	60,826	0	0
304008	ATH-F MEN'S CROSS-COUNTRY						
	Expense						
	Salaries - Non-Faculty				16,822		
	Benefits				2,523		
	Operations and Maintenance				20,200		
	Account Total	0	0	39,545	39,545	0	0
304009	ATH-F WOMEN'S CROSS-COUNTR						
	Expense						
	Salaries - Non-Faculty				16,822		
	Benefits				2,523		
	Operations and Maintenance				20,000		
	Account Total	0	0	39,345	39,345	0	0

Printed on a Xerox 9700 Laser Printing System at the Computing Services Center / Texas A&M University

Form: URGB01 (02/05/85)

Account	Description	Beginning Balance	Revenues	Net Allocations	Expenditures	Increase (Decrease)	Ending Balance
304010	ATH-F GENERAL & MISC						
	Expense						
	Operations and Maintenance				399,761		
	Account Total	0	0	399,761	399,761	0	0
304011	ATH-F TRAINER SUPPLIES & T						
	Expense						
	Salaries - Non-Faculty				97,668		
	Benefits				29,300		
	Operations and Maintenance				22,500		
	Account Total	0	0	149,468	149,468	0	0
304012	ATH-F CHEER TEAM						
	Expense						
	Salaries - Non-Faculty				30,440		
	Benefits				4,566		
	Operations and Maintenance				20,000		
	Account Total	0	0	55,006	55,006	0	0
304013	ATH-F MEN'S BASKETBALL						
	Expense						
	Salaries - Non-Faculty				148,645		
	Benefits				38,838		
	Operations and Maintenance				132,700		
	Account Total	0	0	320,183	320,183	0	0
304014	ATH-F WOMEN'S BASKETBALL						
	Expense						
	Salaries - Non-Faculty				129,163		
	Benefits				30,001		
	Operations and Maintenance				106,400		
	Account Total	0	0	265,564	265,564	0	0
304016	ATH-F MEN'S BASEBALL						
	Expense						
	Salaries - Non-Faculty				106,027		
	Benefits				25,822		
	Operations and Maintenance				91,100		
	Account Total	0	0	222,949	222,949	0	0
304017	ATH-F WOMEN'S SOFTBALL						
	Expense						
	Salaries - Non-Faculty				108,145		
	Benefits				29,450		
	Operations and Maintenance				108,800		
	Account Total	0	0	246,395	246,395	0	0

Printed on a Xerox 9700 Laser Printing System at the Computing Services Center / Texas A&M University

Form: URGB01 (02/05/85)

Account	Description	Beginning Balance	Revenues	Net Allocations	Expenditures	Increase (Decrease)	Ending Balance
304018	ATH-F MEN'S SOCCER						
	Expense						
	Salaries - Non-Faculty				111,097		
	Benefits				31,832		
	Operations and Maintenance				85,100		
	Account Total	0	0	228,029	228,029	0	0
304019	ATH-F WOMEN'S SOCCER						
	Expense						
	Salaries - Non-Faculty				74,657		
	Benefits				20,900		
	Operations and Maintenance				90,300		
	Account Total	0	0	185,857	185,857	0	0
304021	ATH-F WOMEN'S VOLLEYBALL						
	Expense						
	Salaries - Non-Faculty				100,639		
	Benefits				27,199		
	Operations and Maintenance				80,000		
	Account Total	0	0	207,838	207,838	0	0
305001	STUDENT ORIENTATION FEE-FALL						
	Revenue						
	Sales and Services		129,183				
	Account Total	0	129,183	129,183-	0	0	0
305002	STUDENT ORIENTATION FEE-SPRING						
	Revenue						
	Sales and Services		24,451				
	Account Total	0	24,451	24,451-	0	0	0
305003	STUDENT ORIENTATION FEE-SUMMER						
	Revenue						
	Sales and Services		11,366				
	Account Total	0	11,366	11,366-	0	0	0
305005	STUDENT ORIENTATION FEE-GEN & MISC						
	Expense						
	Salaries - Non-Faculty				2,277		
	Wages				11,172		
	Benefits				2,262		
	Operations and Maintenance				149,289		
	Account Total	0	0	165,000	165,000	0	0

Printed on a Xerox 9700 Laser Printing System at the Computing Services Center / Texas A&M University

Form: URGB01 (02/05/85)

Account	Description	Beginning Balance	Revenues	Net Allocations	Expenditures	Increase (Decrease)	Ending Balance
349999	TUITION DISCOUNTING - AUXILARY						
	Revenue						
	Discounts and Allow		500,000-				
	Expense						
	Scholarship Discounts				500,000-		
	Account Total	0	500,000-	0	500,000-	0	0

Printed on a Xerox 9700 Laser Printing System at the Computing Services Center / Texas A&M University

Form: URGB01 (02/05/85)

Account	Description	Beginning Balance	Revenues	Net Allocations	Expenditures	Increase (Decrease)	Ending Balance
Auxiliary Enterprises - Board Approved							
	Revenue						
	Fees		7,077,923				
	Discounts and Allow		500,000-				
	Sales and Services		2,742,154				
	Expense						
	Salaries - Non-Faculty				2,450,286		
	Wages				250,974		
	Benefits				648,393		
	Scholarship Discounts				500,000-		
	Operations and Maintenance				4,503,449		
	Grand Total	0	9,320,077	1,024,875-	7,353,102	942,100	942,100

Printed on a Xerox 9700 Laser Printing System at the Computing Services Center / Texas A&M University

Form: URGB01 (02/05/85)

Account	Description	Beginning Balance	Revenues	Net Allocations	Expenditures	Increase (Decrease)	Ending Balance
415142	COLLEGE WORKSTUDY 18-19						
	Revenue						
	Student Financial A		271,735				
	Expense						
	Wages				271,735		
	Account Total	0	271,735	0	271,735	0	0
415182	SEOG 18-19						
	Revenue						
	Student Financial A		247,188				
	Expense						
	Scholarships				247,188		
	Account Total	0	247,188	0	247,188	0	0
415203	PELL GRANT 18-19						
	Revenue						
	Student Financial A		19,740,000				
	Expense						
	Scholarships				19,740,000		
	Account Total	0	19,740,000	0	19,740,000	0	0
420145	SBDC-FEDERAL						
	Revenue						
	Contracts and Grant		153,177				
	Expense						
	Salaries - Non-Faculty				117,828		
	Benefits				35,349		
	Account Total	0	153,177	0	153,177	0	0
420267	TITLE V: FOCUS ON STUDENT SUCCESS						
	Revenue						
	Contracts and Grant		29,247				
	Expense						
	Salaries - Non-Faculty				8,578		
	Wages				3,779		
	Benefits				4,899		
	Operations and Maintenance				11,991		
	Account Total	0	29,247	0	29,247	0	0
420282	GEAR-UP 4						
	Revenue						
	Contracts and Grant		2,000,000				
	Expense						
	Salaries - Non-Faculty				750,000		
	Benefits				200,000		
	Operations and Maintenance				1,050,000		
	Account Total	0	2,000,000	0	2,000,000	0	0

Printed on a Xerox 9700 Laser Printing System at the Computing Services Center / Texas A&M University

Form: URGB01 (02/05/85)

Account	Description	Beginning Balance	Revenues	Net Allocations	Expenditures	Increase (Decrease)	Ending Balance
420316	SEED TEACHER LEADERSHIP 17-18						
	Revenue						
	Contracts and Grant		15,000				
	Expense						
	Salaries - Faculty				1,500		
	Scholarships				7,500		
	Operations and Maintenance				6,000		
	Account Total	0	15,000	0	15,000	0	0
420320	TITLE V-BUILDING SCHOLARS						
	Revenue						
	Contracts and Grant		325,000				
	Expense						
	Salaries - Faculty				65,023		
	Salaries - Non-Faculty				54,636		
	Wages				19,000		
	Benefits				30,560		
	Operations and Maintenance				155,781		
	Account Total	0	325,000	0	325,000	0	0
420322	ADAPT-TX STANDING TALL AND INTERVEN						
	Revenue						
	Contracts and Grant		5,000				
	Expense						
	Operations and Maintenance				5,000		
	Account Total	0	5,000	0	5,000	0	0
420325	MHM-JUNTOS FOR BETTER HEALTH						
	Revenue						
	Contracts and Grant		2,070,608				
	Expense						
	Salaries - Non-Faculty				529,526		
	Wages				68,400		
	Benefits				177,035		
	Operations and Maintenance				1,295,647		
	Account Total	0	2,070,608	0	2,070,608	0	0
420328	TRIO 4-STUDENT SUPPORT SERVICES						
	Revenue						
	Contracts and Grant		255,012				
	Expense						
	Salaries - Non-Faculty				135,010		
	Wages				40,187		
	Benefits				39,371		
	Scholarships				8,813		
	Operations and Maintenance				31,631		
	Account Total	0	255,012	0	255,012	0	0

Printed on a Xerox 9700 Laser Printing System at the Computing Services Center / Texas A&M University

Form: URGB01 (02/05/85)

Account	Description	Beginning Balance	Revenues	Net Allocations	Expenditures	Increase (Decrease)	Ending Balance
420332	SCAN PREVENTION PROJECT						
	Revenue						
	Contracts and Grant		133,937				
	Expense						
	Salaries - Faculty				20,275		
	Salaries - Non-Faculty				29,175		
	Wages				15,300		
	Benefits				18,712		
	Operations and Maintenance				50,475		
	Account Total	0	133,937	0	133,937	0	0
420335	SMERGE-CLIMATE CHANGE ASSESSMENT						
	Revenue						
	Contracts and Grant		86,416				
	Expense						
	Salaries - Faculty				9,088		
	Wages				24,000		
	Benefits				2,284		
	Operations and Maintenance				51,044		
	Account Total	0	86,416	0	86,416	0	0
420336	EVAL. STATE PARTNERSHIP INITIATIVE						
	Revenue						
	Contracts and Grant		10,000				
	Expense						
	Salaries - Faculty				6,166		
	Benefits				1,097		
	Operations and Maintenance				2,737		
	Account Total	0	10,000	0	10,000	0	0
420338	CAMP 3						
	Revenue						
	Contracts and Grant		413,551				
	Expense						
	Salaries - Non-Faculty				151,631		
	Benefits				57,378		
	Operations and Maintenance				204,542		
	Account Total	0	413,551	0	413,551	0	0
420339	AMERICORPS 2016-2019						
	Revenue						
	Contracts and Grant		317,564				
	Expense						
	Salaries - Non-Faculty				199,169		
	Benefits				34,761		
	Operations and Maintenance				83,634		
	Account Total	0	317,564	0	317,564	0	0

Printed on a Xerox 9700 Laser Printing System at the Computing Services Center / Texas A&M University

Form: URGB01 (02/05/85)

Account	Description	Beginning Balance	Revenues	Net Allocations	Expenditures	Increase (Decrease)	Ending Balance
420900	MITIGATION TRICLOSAN IN ONION PLANT						
	Revenue						
	Contracts and Grant		42,792				
	Expense						
	Salaries - Non-Faculty				10,000		
	Benefits				2,701		
	Operations and Maintenance				30,091		
	Account Total	0	42,792	0	42,792	0	0
421001	ROBERT NOYCE TEACHER SCHOLARSHIP PR						
	Revenue						
	Contracts and Grant		146,316				
	Expense						
	Salaries - Faculty				6,800		
	Benefits				1,044		
	Scholarships				99,000		
	Operations and Maintenance				39,472		
	Account Total	0	146,316	0	146,316	0	0
421003	NSF S-STEM CASC-AID						
	Revenue						
	Contracts and Grant		199,879				
	Expense						
	Salaries - Faculty				2,335		
	Wages				36,000		
	Benefits				4,879		
	Operations and Maintenance				156,665		
	Account Total	0	199,879	0	199,879	0	0
500032	PROJECTED REVENUE-GIFTS						
	Revenue						
	Gifts		3,110,000				
	Expense						
	Scholarships				3,110,000		
	Account Total	0	3,110,000	0	3,110,000	0	0
500033	PROJECTED REVENUE-SALES & SERVICES						
	Revenue						
	Sales and Services		2,966,000				
	Expense						
	Wages				220,000		
	Operations and Maintenance				2,611,000		
	Equipment (Capitalized)				135,000		
	Account Total	0	2,966,000	0	2,966,000	0	0

Printed on a Xerox 9700 Laser Printing System at the Computing Services Center / Texas A&M University

Form: URGB01 (02/05/85)

Account	Description	Beginning Balance	Revenues	Net Allocations	Expenditures	Increase (Decrease)	Ending Balance
500034	PROJECTED REVENUE-INVESTMENT INCOME						
	Revenue						
	Investment Income		4,735,000				
	Expense						
	Salaries - Faculty				100,000		
	Benefits				180,000		
	Scholarships				2,050,000		
	Operations and Maintenance				2,405,000		
	Account Total	0	4,735,000	0	4,735,000	0	0
500035	PROJECTED REVENUE-GRANTS						
	Revenue						
	Contracts and Grant		4,658,000				
	Expense						
	Salaries - Faculty				1,362,000		
	Wages				492,000		
	Scholarships				1,039,000		
	Operations and Maintenance				1,565,000		
	Equipment (Capitalized)				200,000		
	Account Total	0	4,658,000	0	4,658,000	0	0
500139	JAMP 2015-2019						
	Revenue						
	Contracts and Grant		13,584				
	Expense						
	Salaries - Faculty				8,000		
	Wages				2,000		
	Benefits				1,462		
	Operations and Maintenance				2,122		
	Account Total	0	13,584	0	13,584	0	0
500700	TEXAS GRANT						
	Revenue						
	Student Financial A		9,430,000				
	Expense						
	Scholarships				9,430,000		
	Account Total	0	9,430,000	0	9,430,000	0	0
500920	PORTSMOUTH INTERPRETERS						
	Revenue						
	Contracts and Grant		12,000				
	Expense						
	Wages				2,000		
	Benefits				48		
	Operations and Maintenance				9,952		
	Account Total	0	12,000	0	12,000	0	0

Printed on a Xerox 9700 Laser Printing System at the Computing Services Center / Texas A&M University

Form: URGB01 (02/05/85)

Account	Description	Beginning Balance	Revenues	Net Allocations	Expenditures	Increase (Decrease)	Ending Balance
501052	SBDC-STATE						
	Revenue						
	Contracts and Grant		25,000				
	Expense						
	Salaries - Non-Faculty				19,174		
	Benefits				5,826		
	Account Total	0	25,000	0	25,000	0	0
520120	MHM-BUILDING NURSING CAPACITY						
	Revenue						
	Contracts and Grant		466,940				
	Expense						
	Salaries - Faculty				359,182		
	Benefits				107,758		
	Account Total	0	466,940	0	466,940	0	0
520123	LEHNE FAMILY FUND						
	Revenue						
	Contracts and Grant		4,000				
	Expense						
	Operations and Maintenance				4,000		
	Account Total	0	4,000	0	4,000	0	0
699999	TUITION DISCOUNTING - RESTRICTED						
	Revenue						
	Discounts and Allow		19,750,988-				
	Discounts and Allow		4,484,012-				
	Expense						
	Scholarship Discounts				24,235,000-		
	Account Total	0	24,235,000-	0	24,235,000-	0	0

Printed on a Xerox 9700 Laser Printing System at the Computing Services Center / Texas A&M University

Form: URGB01 (02/05/85)

Account	Description	Beginning Balance	Revenues	Net Allocations	Expenditures	Increase (Decrease)	Ending Balance
Restricted Funds - Board Approved							
	Revenue						
	Discounts and Allow		19,750,988-				
	Discounts and Allow		4,484,012-				
	Contracts and Grant		11,383,023				
	Student Financial A		29,688,923				
	Gifts		3,110,000				
	Sales and Services		2,966,000				
	Investment Income		4,735,000				
	Expense						
	Salaries - Faculty				1,940,369		
	Salaries - Non-Faculty				2,004,727		
	Wages				1,194,401		
	Benefits				905,164		
	Scholarships				35,731,501		
	Scholarship Discounts				24,235,000-		
	Operations and Maintenance				9,771,784		
	Equipment (Capitalized)				335,000		
	Grand Total	0	27,647,946	0	27,647,946	0	0

Printed on a Xerox 9700 Laser Printing System at the Computing Services Center / Texas A&M University

Form: URGB01 (02/05/85)

Account	Description	Beginning Balance	Revenues	Net Allocations	Expenditures	Increase (Decrease)	Ending Balance

****
* *
* BLANK PAGE *
* *
****

Printed on a Xerox 9700 Laser Printing System at the Computing Services Center / Texas A&M University

Form: URGB01 (02/05/85)

Account	Description	Beginning Balance	Revenues	Net Allocations	Expenditures	Increase (Decrease)	Ending Balance

This section not used.

Printed on a Xerox 9700 Laser Printing System at the Computing Services Center / Texas A&M University

Form: URGB01 (02/05/85)

Account	Description	Beginning Balance	Revenues	Net Allocations	Expenditures	Increase (Decrease)	Ending Balance

****
* *
* BLANK PAGE *
* *
****

Printed on a Xerox 9700 Laser Printing System at the Computing Services Center / Texas A&M University

Form: URGB01 (02/05/85)

CC	Account	Transaction Description	Offset CC	Offset Account	Amount	Actual Entry From CC	Actual Entry From Account	Actual Entry To CC	Actual Entry To Account	Feed	Mand
16	010000	EDUCATIONAL & GENERAL INCOME									
			16	014100	6,709,910.00-	16	100003	16	014100	Y	
		** Decrease in Fund Balance **			6,709,910.00-						
16	010004	UNAPPROPRIATED ESTIMATED INCOME									
		RFS BONDS,SERIES 2017C SEP18	01	011203	25,230.00-	16	010004	01	011203	N	Y
		RFS BONDS,SERIES 2017B SEP18	01	011203	39,215.00-	16	010004	01	011203	N	Y
		RFS BONDS,SERIES 2010AB SEP18	01	011203	49,500.00-	16	010004	01	011203	N	Y
		RFS BONDS,SERIES 2016C SEP18	01	011203	88,350.00-	16	010004	01	011203	N	Y
		RFS BONDS,SERIES 2016D SEP18	01	011203	156,761.00-	16	010004	01	011203	N	Y
		RFS BONDS,SERIES 2009A SEP18	01	011203	167,130.00-	16	010004	01	011203	N	Y
		RFS BONDS,SERIES 2016C SEP18	01	011203	381,200.00-	16	010004	01	011203	N	Y
		RFS BONDS,SERIES 2015AB SEP18	01	011203	727,588.00-	16	010004	01	011203	N	Y
		RFS BONDS,SERIES 2010AB SEP18	01	011203	778,642.00-	16	010004	01	011203	N	Y
		RFS BONDS,SERIES 2013AB SEP18	01	011203	781,800.00-	16	010004	01	011203	N	Y
		RFS BONDS,SERIES 2009A SEP18	01	011203	1,031,960.00-	16	010004	01	011203	N	Y
		RFS BONDS,SERIES 2017A SEP18	01	011203	4,429,391.00-	16	010004	01	011203	N	Y
		GENERAL ADMIN	16	012000	772,335.00-	16	010004	16	012000	Y	Y
		GENERAL ADMIN - STAFF BENEFITS	16	012100	25,000.00-	16	010004	16	012100	Y	Y
		GENERAL ADMIN - EXPENSE	16	012120	3,749,751.00-	16	010004	16	012120	Y	Y
		FACULTY SALARIES	16	013000	13,362,817.00-	16	010004	16	013000	Y	Y
		INSTRUCTIONAL ADMIN	16	013700	2,128,175.00-	16	010004	16	013700	Y	Y
		LIBRARY	16	014000	930,617.00-	16	010004	16	014000	Y	Y
		HEAF	16	014100	6,709,910.00-	16	010004	16	014100	Y	Y
		PLANT SUPPORT	16	014500	162,830.00-	16	010004	16	014500	Y	Y
		CENTRAL RECEIVING	16	014530	133,847.00-	16	010004	16	014530	Y	Y
		CAMPUS SECURITY	16	014550	1,291,290.00-	16	010004	16	014550	Y	Y
		ORGANIZED RESEARCH	16	014700	219,044.00-	16	010004	16	014700	Y	Y
		INSITUTE FOR INTL TRADE	16	015002	200,515.00-	16	010004	16	015002	Y	Y
		TCBEED	16	015003	404,706.00-	16	010004	16	015003	Y	Y
		SBDC	16	015008	121,172.00-	16	010004	16	015008	Y	Y
		STATE BENEFITS PAID BY STATE	16	015160	8,452,676.00-	16	010004	16	015160	Y	Y
		REMISSION & EXEMPTIONS	16	015170	247,000.00-	16	010004	16	015170	Y	Y
		INSTITUTIONAL ENHANCEMENT	16	015400	4,331,904.00-	16	010004	16	015400	Y	Y
		SUPPLEMENTAL FUNDING	16	015600	520,714.00-	16	010004	16	015600	Y	Y
		ACADEMICS AND STUDENT SUPPORT	16	015800	1,034,274.00-	16	010004	16	015800	Y	Y
		BUDGET TRANSFERS	16	017000	141,000.00-	16	010004	16	017000	Y	Y
			16	021011	145,265.00-	16	010004	16	210115	Y	
			16	021011	11,253.00-	16	010004	16	210111	Y	
			16	021011	6,330.00-	16	010004	16	210116	Y	
			16	021011	1,065,277.00-	16	010004	16	210110	Y	
		** Decrease in Fund Balance **			54,824,469.00-						
16	012000	GENERAL ADMINISTRATION (06005/06006									
		GENERAL ADMIN	16	010004	772,335.00	16	010004	16	012000	Y	Y
		** Increase in Fund Balance **			772,335.00						

Printed on a Xerox 9700 Laser Printing System at the Computing Services Center / Texas A&M University

Form: URGB01 (02/05/85)

CC	Account	Transaction Description	- Offset - CC	Account	Amount	-------- Actual Entry --------- ---- From ----- CC	Account	----- To ------ CC	Account	Feed	Mand
16	012100	GENERAL INSTIT - STAFF BENEFITS									
		GENERAL ADMIN - STAFF BENEFITS	16	010004	25,000.00	16	010004	16	012100	Y	Y
		** Increase in Fund Balance **			25,000.00						
16	012120	GENERAL INSTIT EXPENSE (19717/1971									
		GENERAL ADMIN - EXPENSE	16	010004	3,749,751.00	16	010004	16	012120	Y	Y
		** Increase in Fund Balance **			3,749,751.00						
16	013000	FACULTY SALARIES & DOE (06011/06012									
		FACULTY SALARIES	16	010004	13,362,817.00	16	010004	16	013000	Y	Y
		** Increase in Fund Balance **			13,362,817.00						
16	013700	INSTRUCTIONAL ADMINISTRATION (19717									
		INSTRUCTIONAL ADMIN	16	010004	2,128,175.00	16	010004	16	013700	Y	Y
		** Increase in Fund Balance **			2,128,175.00						
16	014000	LIBRARY (08919/08920)									
		LIBRARY	16	010004	930,617.00	16	010004	16	014000	Y	Y
		** Increase in Fund Balance **			930,617.00						
16	014100	HEAF									
			16	010000	6,709,910.00	16	100003	16	014100	Y	
		HEAF	16	010004	6,709,910.00	16	010004	16	014100	Y	Y
		** Increase in Fund Balance **			13,419,820.00						
16	014500	PLANT SUPPORT (19717/19718)									
		PLANT SUPPORT	16	010004	162,830.00	16	010004	16	014500	Y	Y
		** Increase in Fund Balance **			162,830.00						
16	014530	CENTRAL RECEIVING									
		CENTRAL RECEIVING	16	010004	133,847.00	16	010004	16	014530	Y	Y
		** Increase in Fund Balance **			133,847.00						
16	014550	CAMPUS SECURITY (19717/19718)									
		CAMPUS SECURITY	16	010004	1,291,290.00	16	010004	16	014550	Y	Y
		** Increase in Fund Balance **			1,291,290.00						
16	014700	ORGANIZED RESEARCH									
		ORGANIZED RESEARCH	16	010004	219,044.00	16	010004	16	014700	Y	Y
			16	015000	219,044.00-	16	014700	16	150008	Y	
		** Decrease in Fund Balance **			0.00						
16	015000	TUITION SCHOLARSHIPS (01818)									
			16	014700	219,044.00	16	014700	16	150008	Y	
		** Increase in Fund Balance **			219,044.00						
16	015002	INSITUTE FOR INTERNATIONAL TRADE (1									
		INSITUTE FOR INTL TRADE	16	010004	200,515.00	16	010004	16	015002	Y	Y
		** Increase in Fund Balance **			200,515.00						

Printed on a Xerox 9700 Laser Printing System at the Computing Services Center / Texas A&M University

Form: URGB01 (02/05/85)

CC	Account	Transaction Description	- Offset - CC	Account	Amount	Actual Entry From CC	Account	To CC	Account	Feed	Mand
16	015003	TCBEED (23393)									
		TCBEED	16	010004	404,706.00	16	010004	16	015003	Y	Y
		** Increase in Fund Balance **			404,706.00						
16	015008	SMALL BUSINESS DEVELOPMENT CENTER									
		SBDC	16	010004	121,172.00	16	010004	16	015008	Y	Y
		** Increase in Fund Balance **			121,172.00						
16	015160	STATE BENEFITS PAID BY STATE									
		STATE BENEFITS PAID BY STATE	16	010004	8,452,676.00	16	010004	16	015160	Y	Y
			16	015162	68,955.00-	16	015160	16	151621	Y	
			16	015162	143,750.00-	16	015160	16	151624	Y	
			16	015162	335,072.00-	16	015160	16	151626	Y	
			16	015162	483,168.00-	16	015160	16	151625	Y	
			16	015162	632,770.00-	16	015160	16	151623	Y	
			16	015162	124,242.00-	16	015160	16	151622	Y	
			16	015162	1,305,140.00-	16	015160	16	151620	Y	
		** Increase in Fund Balance **			5,359,579.00						
16	015162	STATE BENEFITS PAID BY STATE									
			16	015160	143,750.00	16	015160	16	151624	Y	
			16	015160	335,072.00	16	015160	16	151626	Y	
			16	015160	483,168.00	16	015160	16	151625	Y	
			16	015160	632,770.00	16	015160	16	151623	Y	
			16	015160	124,242.00	16	015160	16	151622	Y	
			16	015160	68,955.00	16	015160	16	151621	Y	
			16	015160	1,305,140.00	16	015160	16	151620	Y	
		** Increase in Fund Balance **			3,093,097.00						
16	015170	REMISSIONS AND EXEMPTIONS									
		REMISSION & EXEMPTIONS	16	010004	247,000.00	16	010004	16	015170	Y	Y
		** Increase in Fund Balance **			247,000.00						
16	015400	INSTITUTIONAL ENHANCEMENT									
		INSTITUTIONAL ENHANCEMENT	16	010004	4,331,904.00	16	010004	16	015400	Y	Y
		** Increase in Fund Balance **			4,331,904.00						
16	015600	SUPPLEMENTAL FUNDING									
		SUPPLEMENTAL FUNDING	16	010004	520,714.00	16	010004	16	015600	Y	Y
		** Increase in Fund Balance **			520,714.00						
16	015800	ACADEMICS AND STUDENT SUPPORT									
		ACADEMICS AND STUDENT SUPPORT	16	010004	1,034,274.00	16	010004	16	015800	Y	Y
		** Increase in Fund Balance **			1,034,274.00						
16	017000	BUDGET TRANSFERS									
		BUDGET TRANSFERS	16	010004	141,000.00	16	010004	16	017000	Y	Y
		** Increase in Fund Balance **			141,000.00						

Printed on a Xerox 9700 Laser Printing System at the Computing Services Center / Texas A&M University

Form: URGB01 (02/05/85)

CC	Account	Transaction Description	- Offset - CC	Account	Amount	-------- Actual Entry --------- ---- From ----- CC	Account	----- To ------ CC	Account	Feed	Mand
16	021000	TAMIU INSTITUTIONAL DEVELOPMENT									
			16	021013	554,774.00	16	021013	16	210001	Y	
		** Increase in Fund Balance **			554,774.00						
16	021011	TPEG SCHOLARSHIPS									
			16	010004	11,253.00	16	010004	16	210111	Y	
			16	010004	145,265.00	16	010004	16	210115	Y	
			16	010004	1,065,277.00	16	010004	16	210110	Y	
			16	010004	6,330.00	16	010004	16	210116	Y	
		** Increase in Fund Balance **			1,228,125.00						
16	021013	DESIGNATED TUITION REVENUE									
			16	021000	554,774.00-	16	021013	16	210001	Y	
			16	021020	1,313,352.00-	16	021013	16	210120	Y	
			16	021020	103,251.00-	16	021013	16	210121	Y	
		** Decrease in Fund Balance **			1,971,377.00-						
16	021020	DESIGNATED TUITION SET-ASIDE									
			16	021013	103,251.00	16	021013	16	210121	Y	
			16	021013	1,313,352.00	16	021013	16	210120	Y	
		** Increase in Fund Balance **			1,416,603.00						
16	021200	UNIVERSITY SERVICE FEE									
		RFS COMM PAPER-UTLYSAV SEP18	01	088836	271,680.00-	16	021200	01	088836	N	Y
		** Decrease in Fund Balance **			271,680.00-						
16	030036	RECREATIONAL SPORTS FEE									
		RFS COMM PAPER SEP 18	01	088836	240,203.00-	16	030036	01	088836	N	Y
		** Decrease in Fund Balance **			240,203.00-						
16	030037	RESIDENTIAL LEARNING CENTER									
		RFS BONDS,SERIES 2015C NOV18	01	088836	74,950.00-	16	030037	01	088836	N	Y
		RFS BONDS,SERIES 2015C MAY19	01	088836	867,150.00-	16	030037	01	088836	N	Y
		** Decrease in Fund Balance **			942,100.00-						
16	030300	STUDENT CENTER FEE PLEDGED									
		RFS BONDS,SERIES 2010AB MAY19	01	088836	226,000.00-	16	030300	01	088836	N	Y
		RFS BONDS,SERIES 2015AB MAY19	01	088836	182,775.00-	16	030300	01	088836	N	Y
		RFS BONDS,SERIES 2015C MAY19	01	088836	195,887.00-	16	030300	01	088836	N	Y
		RFS BONDS,2017C NOV18 & MAY19	01	088836	47,250.00-	16	030300	01	088836	N	Y
		RFS BONDS, 2017E NOV18 MAY19	01	088836	52,598.00-	16	030300	01	088836	N	Y
		RFS BONDS,SERIES 2015C NOV18	01	088836	26,387.00-	16	030300	01	088836	N	Y
		RFS BONDS,SERIES 2015AB NOV18	01	088836	42,775.00-	16	030300	01	088836	N	Y
		RFS BONDS,SERIES 2010AB NOV18	01	088836	11,000.00-	16	030300	01	088836	N	Y
		** Decrease in Fund Balance **			784,672.00-						

Printed on a Xerox 9700 Laser Printing System at the Computing Services Center / Texas A&M University

Form: URGB01 (02/05/85)

CC	Account	Transaction Description	Offset CC	Offset Account	Amount	Actual Entry From CC	Actual Entry From Account	Actual Entry To CC	Actual Entry To Account	Feed	Mand
16	010000	EDUCATIONAL & GENERAL INCOME									
			16	100001	31,209,884.00	16	100001	16	010000	Y	
			16	100002	2,921,014.00	16	100002	16	010000	Y	
			16	100003	6,709,910.00	16	100003	16	014100	Y	
			16	100005	1,650,800.00	16	100005	16	010000	Y	
			16	100008	152,586.00	16	100008	16	010000	Y	
			16	100011	752,820.00	16	100011	16	010000	Y	
			16	100022	4,247,557.00	16	100022	16	010000	Y	
			16	100023	4,101,124.00	16	100023	16	010000	Y	
			16	100024	948,659.00	16	100024	16	010000	Y	
			16	100026	85,000.00	16	100026	16	010000	Y	
			16	100027	66,500.00	16	100027	16	010000	Y	
			16	100028	14,000.00	16	100028	16	010000	Y	
			16	100030	48,000.00	16	100030	16	010000	Y	
			16	100031	30,500.00	16	100031	16	010000	Y	
			16	100032	17,500.00	16	100032	16	010000	Y	
			16	100035	32,000.00	16	100035	16	010000	Y	
			16	100038	130,000.00	16	100038	16	010000	Y	
			16	100043	247,000.00	16	100043	16	010000	Y	
			16	100052	360,402.00	16	100052	16	010000	Y	
			16	100053	312,006.00	16	100053	16	010000	Y	
			16	100054	74,948.00	16	100054	16	010000	Y	
		** Potential Increase in Fund Balan			54,112,210.00						
16	012000	GENERAL ADMINISTRATION (06005/06									
			16	120001	73,135.00-	16	012000	16	120001	Y	
			16	120007	360,939.00-	16	012000	16	120007	Y	
			16	120010	231,359.00-	16	012000	16	120010	Y	
			16	120012	106,902.00-	16	012000	16	120012	Y	
		** Potential Decrease in Fund Balan			772,335.00-						
16	012100	GENERAL INSTIT - STAFF BENEFITS									
			16	121007	25,000.00-	16	012100	16	121007	Y	
		** Potential Decrease in Fund Balan			25,000.00-						
16	012120	GENERAL INSTIT EXPENSE (19717/1									
			16	121201	676,733.00-	16	012120	16	121201	Y	
			16	121202	10,539.00-	16	012120	16	121202	Y	
			16	121204	456,485.00-	16	012120	16	121204	Y	
			16	121210	314,686.00-	16	012120	16	121210	Y	
			16	121213	383,000.00-	16	012120	16	121213	Y	
			16	121216	103,026.00-	16	012120	16	121216	Y	
			16	121217	49,912.00-	16	012120	16	121217	Y	
			16	121218	164,224.00-	16	012120	16	121218	Y	
			16	121219	139,107.00-	16	012120	16	121219	Y	
			16	121221	447,504.00-	16	012120	16	121221	Y	
			16	121224	76,942.00-	16	012120	16	121224	Y	

Printed on a Xerox 9700 Laser Printing System at the Computing Services Center / Texas A&M University

Form: URGB01 (02/05/85)

CC	Account	Transaction Description	--- Offset --- CC	Account	Amount	-------- Actual Entry --------- ---- From ----- CC	Account	----- To ------ CC	Account	Feed	Mand
16	012120	GENERAL INSTIT EXPENSE (19717/1									
			16	121225	13,322.00-	16	012120	16	121225	Y	
			16	121227	71,949.00-	16	012120	16	121227	Y	
			16	121231	395,140.00-	16	012120	16	121231	Y	
			16	121232	13,158.00-	16	012120	16	121232	Y	
			16	121233	182,288.00-	16	012120	16	121233	Y	
			16	121234	154,895.00-	16	012120	16	121234	Y	
			16	121801	96,841.00-	16	012120	16	121801	Y	
		** Potential Decrease in Fund Balan			3,749,751.00-						
16	013000	FACULTY SALARIES & DOE (06011/06									
			16	130005	1,004,798.00-	16	013000	16	130005	Y	
			16	130210	1,263,043.00-	16	013000	16	130210	Y	
			16	130711	27,195.00-	16	013000	16	130711	Y	
			16	130712	723,248.00-	16	013000	16	130712	Y	
			16	130713	796,447.00-	16	013000	16	130713	Y	
			16	130714	748,811.00-	16	013000	16	130714	Y	
			16	130717	2,665,230.00-	16	013000	16	130717	Y	
			16	130718	1,520,370.00-	16	013000	16	130718	Y	
			16	130723	1,003,357.00-	16	013000	16	130723	Y	
			16	130725	1,198,247.00-	16	013000	16	130725	Y	
			16	130728	157,300.00-	16	013000	16	130728	Y	
			16	130731	401,910.00-	16	013000	16	130731	Y	
			16	130732	428,343.00-	16	013000	16	130732	Y	
			16	130733	712,259.00-	16	013000	16	130733	Y	
			16	130739	712,259.00-	16	013000	16	130739	Y	
		** Potential Decrease in Fund Balan			13,362,817.00-						
16	013700	INSTRUCTIONAL ADMINISTRATION (19									
			16	137001	542,817.00-	16	013700	16	137001	Y	
			16	137002	505,938.00-	16	013700	16	137002	Y	
			16	137003	474,832.00-	16	013700	16	137003	Y	
			16	137005	275,379.00-	16	013700	16	137005	Y	
			16	137008	329,209.00-	16	013700	16	137008	Y	
		** Potential Decrease in Fund Balan			2,128,175.00-						
16	014000	LIBRARY (08919/08920)									
			16	140001	930,617.00-	16	014000	16	140001	Y	
		** Potential Decrease in Fund Balan			930,617.00-						
16	014100	HEAF									
			16	141001	6,709,910.00-	16	014100	16	141001	Y	
		** Potential Decrease in Fund Balan			6,709,910.00-						
16	014500	PLANT SUPPORT (19717/19718)									
			16	145002	162,830.00-	16	014500	16	145002	Y	
		** Potential Decrease in Fund Balan			162,830.00-						

Printed on a Xerox 9700 Laser Printing System at the Computing Services Center / Texas A&M University

Form: URGB01 (02/05/85)

CC	Account	Transaction Description	Offset CC	Offset Account	Amount	Actual Entry From CC	Actual Entry From Account	Actual Entry To CC	Actual Entry To Account	Feed	Mand
16	014530	CENTRAL RECEIVING									
			16	145300	133,847.00-	16	014530	16	145300	Y	
		** Potential Decrease in Fund Balan			133,847.00-						
16	014550	CAMPUS SECURITY (19717/19718)									
			16	145501	1,291,290.00-	16	014550	16	145501	Y	
		** Potential Decrease in Fund Balan			1,291,290.00-						
16	015000	TUITION SCHOLARSHIPS (01818)									
			16	150008	219,044.00-	16	014700	16	150008	Y	
		** Potential Decrease in Fund Balan			219,044.00-						
16	015002	INSITUTE FOR INTERNATIONAL TRADE									
			16	150021	101,324.00-	16	015002	16	150021	Y	
			16	150022	99,191.00-	16	015002	16	150022	Y	
		** Potential Decrease in Fund Balan			200,515.00-						
16	015003	TCBEED (23393)									
			16	150031	141,336.00-	16	015003	16	150031	Y	
			16	150046	263,370.00-	16	015003	16	150046	Y	
		** Potential Decrease in Fund Balan			404,706.00-						
16	015008	SMALL BUSINESS DEVELOPMENT CENTE									
			16	150080	121,172.00-	16	015008	16	150080	Y	
		** Potential Decrease in Fund Balan			121,172.00-						
16	015160	STATE BENEFITS PAID BY STATE									
			16	151600	3,671,326.00-	16	015160	16	151600	Y	
			16	151601	141,500.00-	16	015160	16	151601	Y	
			16	151602	141,250.00-	16	015160	16	151602	Y	
			16	151603	567,105.00-	16	015160	16	151603	Y	
			16	151604	221,480.00-	16	015160	16	151604	Y	
			16	151605	417,615.00-	16	015160	16	151605	Y	
			16	151606	164,358.00-	16	015160	16	151606	Y	
			16	151650	15,120.00-	16	015160	16	151650	Y	
			16	151651	625.00-	16	015160	16	151651	Y	
			16	151653	15,900.00-	16	015160	16	151653	Y	
			16	151655	3,300.00-	16	015160	16	151655	Y	
		** Potential Decrease in Fund Balan			5,359,579.00-						
16	015162	STATE BENEFITS PAID BY STATE									
			16	151620	1,305,140.00-	16	015160	16	151620	Y	
			16	151621	68,955.00-	16	015160	16	151621	Y	
			16	151622	124,242.00-	16	015160	16	151622	Y	
			16	151623	632,770.00-	16	015160	16	151623	Y	
			16	151624	143,750.00-	16	015160	16	151624	Y	
			16	151625	483,168.00-	16	015160	16	151625	Y	

Printed on a Xerox 9700 Laser Printing System at the Computing Services Center / Texas A&M University

Form: URGB01 (02/05/85)

CC	Account	Transaction Description	Offset CC	Offset Account	Amount	Actual Entry From CC	Actual Entry From Account	Actual Entry To CC	Actual Entry To Account	Feed	Mand
16	015162	STATE BENEFITS PAID BY STATE									
			16	151626	335,072.00-	16	015160	16	151626	Y	
		** Potential Decrease in Fund Balan			3,093,097.00-						
16	015170	REMISSIONS AND EXEMPTIONS									
			16	151700	247,000.00-	16	015170	16	151700	Y	
		** Potential Decrease in Fund Balan			247,000.00-						
16	015400	INSTITUTIONAL ENHANCEMENT									
			16	154002	106,452.00-	16	015400	16	154002	Y	
			16	154003	1,119,610.00-	16	015400	16	154003	Y	
			16	154004	841,112.00-	16	015400	16	154004	Y	
			16	154009	488,578.00-	16	015400	16	154009	Y	
			16	154012	53,953.00-	16	015400	16	154012	Y	
			16	154017	346,644.00-	16	015400	16	154017	Y	
			16	154018	539,215.00-	16	015400	16	154018	Y	
			16	154019	836,340.00-	16	015400	16	154019	Y	
		** Potential Decrease in Fund Balan			4,331,904.00-						
16	015600	SUPPLEMENTAL FUNDING									
			16	156001	199,764.00-	16	015600	16	156001	Y	
			16	156002	320,950.00-	16	015600	16	156002	Y	
		** Potential Decrease in Fund Balan			520,714.00-						
16	015800	ACADEMICS AND STUDENT SUPPORT									
			16	158001	146,979.00-	16	015800	16	158001	Y	
			16	158002	163,677.00-	16	015800	16	158002	Y	
			16	158004	165,754.00-	16	015800	16	158004	Y	
			16	158005	557,864.00-	16	015800	16	158005	Y	
		** Potential Decrease in Fund Balan			1,034,274.00-						
16	017000	BUDGET TRANSFERS									
			16	170002	141,000.00-	16	017000	16	170002	Y	
		** Potential Decrease in Fund Balan			141,000.00-						
16	021000	TAMIU INSTITUTIONAL DEVELOPMENT									
			16	210001	554,774.00-	16	021013	16	210001	Y	
		** Potential Decrease in Fund Balan			554,774.00-						
16	021010	BUSINESS OFFICE ADMINISTRATIVE F									
			16	210100	258,584.00	16	210100	16	021010	Y	
			16	210101	122,503.00-	16	021010	16	210101	Y	
			16	210102	136,081.00-	16	021010	16	210102	Y	
		** Potential Decrease in Fund Balan			0.00						
16	021011	TPEG SCHOLARSHIPS									
			16	210110	1,065,277.00-	16	010004	16	210110	Y	

Printed on a Xerox 9700 Laser Printing System at the Computing Services Center / Texas A&M University

Form: URGB01 (02/05/85)

CC	Account	Transaction Description	--- Offset --- CC	Account	Amount	-------- Actual Entry --------- ---- From ----- CC	Account	----- To ------ CC	Account	Feed	Mand
16	021011	TPEG SCHOLARSHIPS									
			16	210111	11,253.00-	16	010004	16	210111	Y	
			16	210115	145,265.00-	16	010004	16	210115	Y	
			16	210116	6,330.00-	16	010004	16	210116	Y	
		** Potential Decrease in Fund Balan			1,228,125.00-						
16	021013	DESIGNATED TUITION REVENUE									
			16	210130	8,995,994.00	16	210130	16	021013	Y	
			16	210131	8,278,498.00	16	210131	16	021013	Y	
			16	210132	1,775,595.00	16	210132	16	021013	Y	
			16	210136	650,000.00-	16	021013	16	210136	Y	
			16	210137	4,500.00-	16	021013	16	210137	Y	
			16	210139	1,118,000.00-	16	021013	16	210139	Y	
			16	210140	425,000.00	16	210140	16	021013	Y	
			16	210141	299,568.00-	16	021013	16	210141	Y	
			16	210155	10,000.00-	16	021013	16	210155	Y	
			16	210157	800,000.00-	16	021013	16	210157	Y	
			16	210160	40,000.00-	16	021013	16	210160	Y	
			16	210163	22,000.00-	16	021013	16	210163	Y	
			16	210164	184,289.00-	16	021013	16	210164	Y	
			16	210167	25,086.00-	16	021013	16	210167	Y	
			16	210168	881,000.00-	16	021013	16	210168	Y	
			16	210168	881,000.00	16	210168	16	021013	Y	
			16	210170	155,000.00-	16	021013	16	210170	Y	
			16	210171	588,050.00-	16	021013	16	210171	Y	
			16	210175	572,081.00-	16	021013	16	210175	Y	
			16	210176	477,872.00-	16	021013	16	210176	Y	
			16	210177	189,840.00-	16	021013	16	210177	Y	
			16	210179	363,933.00-	16	021013	16	210179	Y	
			16	210180	70,318.00-	16	021013	16	210180	Y	
			16	210181	422,801.00-	16	021013	16	210181	Y	
			16	210182	2,630,590.00-	16	021013	16	210182	Y	
			16	210183	14,400.00-	16	021013	16	210183	Y	
			16	210184	219,795.00-	16	021013	16	210184	Y	
			16	210186	69,000.00-	16	021013	16	210186	Y	
			16	210188	327,678.00-	16	021013	16	210188	Y	
			16	210190	122,522.00-	16	021013	16	210190	Y	
			16	210193	50,000.00-	16	021013	16	210193	Y	
			16	210196	16,200.00-	16	021013	16	210196	Y	
			16	210197	450,000.00-	16	021013	16	210197	Y	
			16	210200	1,236,011.00-	16	021013	16	210200	Y	
			16	210201	160,000.00-	16	021013	16	210201	Y	
			16	210205	30,000.00-	16	021013	16	210205	Y	
			16	210206	402,687.00-	16	021013	16	210206	Y	
			16	210208	91,081.00-	16	021013	16	210208	Y	
			16	210209	4,000.00-	16	021013	16	210209	Y	
			16	210210	22,200.00-	16	021013	16	210210	Y	

Printed on a Xerox 9700 Laser Printing System at the Computing Services Center / Texas A&M University

Form: URGB01 (02/05/85)

CC	Account	Transaction Description	--- Offset --- CC	Account	Amount	-------- Actual Entry --------- ---- From ----- CC	Account	----- To ------ CC	Account	Feed	Mand
16	021013	DESIGNATED TUITION REVENUE									
			16	210211	308,807.00-	16	021013	16	210211	Y	
			16	210212	30,870.00-	16	021013	16	210212	Y	
			16	210214	62,864.00-	16	021013	16	210214	Y	
			16	210216	9,328.00-	16	021013	16	210216	Y	
			16	210217	635,000.00-	16	021013	16	210217	Y	
			16	210219	8,910.00-	16	021013	16	210219	Y	
			16	210221	450,000.00-	16	021013	16	210221	Y	
			16	210222	106,978.00-	16	021013	16	210222	Y	
			16	210223	9,135.00-	16	021013	16	210223	Y	
			16	210226	124,050.00-	16	021013	16	210226	Y	
			16	210227	213,904.00-	16	021013	16	210227	Y	
			16	210245	191,610.00-	16	021013	16	210245	Y	
			16	210246	73,490.00-	16	021013	16	210246	Y	
			16	210247	331,829.00-	16	021013	16	210247	Y	
			16	210250	50,000.00-	16	021013	16	210250	Y	
			16	210255	238,029.00-	16	021013	16	210255	Y	
			16	210261	44,438.00-	16	021013	16	210261	Y	
			16	210263	81,064.00-	16	021013	16	210263	Y	
			16	210264	5,700.00-	16	021013	16	210264	Y	
			16	210266	5,254.00-	16	021013	16	210266	Y	
			16	210267	4,590.00-	16	021013	16	210267	Y	
			16	210268	788,373.00-	16	021013	16	210268	Y	
			16	210269	22,000.00-	16	021013	16	210269	Y	
			16	210270	15,600.00-	16	021013	16	210270	Y	
			16	210271	14,332.00-	16	021013	16	210271	Y	
			16	210272	14,400.00-	16	021013	16	210272	Y	
			16	210273	6,210.00-	16	021013	16	210273	Y	
			16	210274	13,500.00-	16	021013	16	210274	Y	
			16	210275	300,000.00-	16	021013	16	210275	Y	
			16	210276	249,309.00-	16	021013	16	210276	Y	
			16	210287	44,291.00-	16	021013	16	210287	Y	
			16	210290	18,000.00-	16	021013	16	210290	Y	
			16	210291	10,000.00-	16	021013	16	210291	Y	
			16	210292	48,293.00-	16	021013	16	210292	Y	
			16	210293	14,921.00-	16	021013	16	210293	Y	
			16	210294	226,000.00-	16	021013	16	210294	Y	
			16	210296	1,800.00-	16	021013	16	210296	Y	
			16	210297	58,477.00-	16	021013	16	210297	Y	
			16	210298	46,554.00-	16	021013	16	210298	Y	
			16	210299	26,985.00-	16	021013	16	210299	Y	
			16	210303	17,235.00-	16	021013	16	210303	Y	
			16	210305	13,995.00-	16	021013	16	210305	Y	
			16	210306	13,095.00-	16	021013	16	210306	Y	
			16	210307	80,231.00-	16	021013	16	210307	Y	
			16	210308	13,500.00-	16	021013	16	210308	Y	
			16	210309	298,814.00-	16	021013	16	210309	Y	

Printed on a Xerox 9700 Laser Printing System at the Computing Services Center / Texas A&M University

Form: URGB01 (02/05/85)

CC	Account	Transaction Description	--- Offset --- CC	Account	Amount	-------- Actual Entry --------- ---- From ----- CC	Account	----- To ------ CC	Account	Feed	Mand
16	021013	DESIGNATED TUITION REVENUE									
			16	210310	75,000.00-	16	021013	16	210310	Y	
			16	210311	172,443.00-	16	021013	16	210311	Y	
			16	210313	50,000.00-	16	021013	16	210313	Y	
			16	210314	25,000.00-	16	021013	16	210314	Y	
		** Potential Increase in Fund Balan			1,971,377.00						
16	021020	DESIGNATED TUITION SET-ASIDE									
			16	210120	1,313,352.00-	16	021013	16	210120	Y	
			16	210121	103,251.00-	16	021013	16	210121	Y	
		** Potential Decrease in Fund Balan			1,416,603.00-						
16	021200	UNIVERSITY SERVICE FEE									
			16	212000	5,783,225.00	16	212000	16	021200	Y	
			16	212001	4,621,357.00	16	212001	16	021200	Y	
			16	212002	1,131,442.00	16	212002	16	021200	Y	
			16	212011	184,620.00-	16	021200	16	212011	Y	
			16	212012	140,031.00-	16	021200	16	212012	Y	
			16	212013	603,320.00-	16	021200	16	212013	Y	
			16	212014	100,000.00-	16	021200	16	212014	Y	
			16	212015	182,760.00-	16	021200	16	212015	Y	
			16	212016	2,150,000.00-	16	021200	16	212016	Y	
			16	212017	557,500.00-	16	021200	16	212017	Y	
			16	212020	21,278.00-	16	021200	16	212020	Y	
			16	212100	170,468.00-	16	021200	16	212100	Y	
			16	212101	389,011.00-	16	021200	16	212101	Y	
			16	212102	453,068.00-	16	021200	16	212102	Y	
			16	212103	717,095.00-	16	021200	16	212103	Y	
			16	212104	646,561.00-	16	021200	16	212104	Y	
			16	212105	349,706.00-	16	021200	16	212105	Y	
			16	212106	168,000.00-	16	021200	16	212106	Y	
			16	212107	300,000.00-	16	021200	16	212107	Y	
			16	212108	75,000.00-	16	021200	16	212108	Y	
			16	212200	1,845,364.00-	16	021200	16	212200	Y	
			16	212201	388,301.00-	16	021200	16	212201	Y	
			16	212202	341,800.00-	16	021200	16	212202	Y	
			16	212300	335,045.00-	16	021200	16	212300	Y	
			16	212400	117,223.00-	16	021200	16	212400	Y	
			16	212500	40,396.00-	16	021200	16	212500	Y	
			16	212600	85,532.00-	16	021200	16	212600	Y	
			16	212601	42,210.00-	16	021200	16	212601	Y	
			16	212700	1,400.00-	16	021200	16	212700	Y	
			16	212701	453,329.00-	16	021200	16	212701	Y	
			16	212702	168,623.00-	16	021200	16	212702	Y	
			16	212703	158,704.00-	16	021200	16	212703	Y	
			16	212800	58,000.00-	16	021200	16	212800	Y	
			16	212801	10,000.00-	16	021200	16	212801	Y	

Printed on a Xerox 9700 Laser Printing System at the Computing Services Center / Texas A&M University

Form: URGB01 (02/05/85)

CC	Account	Transaction Description	--- Offset --- CC	Account	Amount	-------- Actual Entry --------- ---- From ----- CC	Account	----- To ------ CC	Account	Feed	Mand
16	021200	UNIVERSITY SERVICE FEE									
			16	212802	10,000.00-	16	021200	16	212802	Y	
		** Potential Increase in Fund Balan			271,679.00						
16	024000	INDIRECT COST									
			16	240000	227,199.00	16	240000	16	024000	Y	
			16	240030	20,000.00-	16	024000	16	240030	Y	
			16	240040	111,752.00-	16	024000	16	240040	Y	
			16	240101	95,447.00-	16	024000	16	240101	Y	
		** Potential Decrease in Fund Balan			0.00						
16	027000	STUDENT SERVICE FEE									
			16	270001	1,658,393.00	16	270001	16	027000	Y	
			16	270002	1,525,341.00	16	270002	16	027000	Y	
			16	270003	438,936.00	16	270003	16	027000	Y	
			16	270005	38,500.00-	16	027000	16	270005	Y	
			16	270006	942,296.00-	16	027000	16	270006	Y	
			16	270007	126,891.00-	16	027000	16	270007	Y	
			16	270008	85,000.00-	16	027000	16	270008	Y	
			16	270009	798,092.00-	16	027000	16	270009	Y	
			16	270010	433,951.00-	16	027000	16	270010	Y	
			16	270011	108,322.00-	16	027000	16	270011	Y	
			16	270012	20,000.00-	16	027000	16	270012	Y	
			16	270014	14,400.00-	16	027000	16	270014	Y	
			16	270017	94,077.00-	16	027000	16	270017	Y	
			16	270018	40,000.00-	16	027000	16	270018	Y	
			16	270019	20,000.00-	16	027000	16	270019	Y	
			16	270021	14,450.00-	16	027000	16	270021	Y	
			16	270022	148,836.00-	16	027000	16	270022	Y	
			16	270023	478,539.00-	16	027000	16	270023	Y	
			16	270024	136,771.00-	16	027000	16	270024	Y	
			16	270025	122,545.00-	16	027000	16	270025	Y	
		** Potential Decrease in Fund Balan			0.00						
16	030031	HEALTH FEES									
			16	303097	298,634.00	16	303097	16	030031	Y	
			16	303098	281,063.00	16	303098	16	030031	Y	
			16	303099	80,296.00	16	303099	16	030031	Y	
			16	303101	430,283.00-	16	030031	16	303101	Y	
			16	303102	75,792.00-	16	030031	16	303102	Y	
			16	303104	25,000.00-	16	030031	16	303104	Y	
			16	303105	66,679.00-	16	030031	16	303105	Y	
			16	303110	62,239.00-	16	030031	16	303110	Y	
		** Potential Decrease in Fund Balan			0.00						
16	030036	RECREATIONAL SPORTS FEE									
			16	300360	570,948.00	16	300360	16	030036	Y	

Printed on a Xerox 9700 Laser Printing System at the Computing Services Center / Texas A&M University

Form: URGB01 (02/05/85)

CC	Account	Transaction Description	--- Offset --- CC	Account	Amount	-------- Actual Entry --------- ---- From ----- CC	Account	----- To ------ CC	Account	Feed	Mand
16	030036	RECREATIONAL SPORTS FEE									
			16	300361	530,560.00	16	300361	16	030036	Y	
			16	300362	146,456.00	16	300362	16	030036	Y	
			16	300364	828,393.00-	16	030036	16	300364	Y	
			16	300367	179,368.00-	16	030036	16	300367	Y	
		** Potential Increase in Fund Balan			240,203.00						
16	030300	STUDENT CENTER FEE PLEDGED									
			16	303000	612,129.00	16	303000	16	030300	Y	
			16	303001	562,455.00	16	303001	16	030300	Y	
			16	303002	103,193.00	16	303002	16	030300	Y	
			16	303004	199,242.00-	16	030300	16	303004	Y	
			16	303006	293,863.00-	16	030300	16	303006	Y	
		** Potential Increase in Fund Balan			784,672.00						
16	030400	ATHLETIC FEE									
			16	304001	1,819,901.00	16	304001	16	030400	Y	
			16	304002	1,679,119.00	16	304002	16	030400	Y	
			16	304003	336,169.00	16	304003	16	030400	Y	
			16	304005	1,347,097.00-	16	030400	16	304005	Y	
			16	304006	67,326.00-	16	030400	16	304006	Y	
			16	304007	60,826.00-	16	030400	16	304007	Y	
			16	304008	39,545.00-	16	030400	16	304008	Y	
			16	304009	39,345.00-	16	030400	16	304009	Y	
			16	304010	399,761.00-	16	030400	16	304010	Y	
			16	304011	149,468.00-	16	030400	16	304011	Y	
			16	304012	55,006.00-	16	030400	16	304012	Y	
			16	304013	320,183.00-	16	030400	16	304013	Y	
			16	304014	265,564.00-	16	030400	16	304014	Y	
			16	304016	222,949.00-	16	030400	16	304016	Y	
			16	304017	246,395.00-	16	030400	16	304017	Y	
			16	304018	228,029.00-	16	030400	16	304018	Y	
			16	304019	185,857.00-	16	030400	16	304019	Y	
			16	304021	207,838.00-	16	030400	16	304021	Y	
		** Potential Decrease in Fund Balan			0.00						
16	030500	STUDENT ORIENTATION FEE									
			16	305001	129,183.00	16	305001	16	030500	Y	
			16	305002	24,451.00	16	305002	16	030500	Y	
			16	305003	11,366.00	16	305003	16	030500	Y	
			16	305005	165,000.00-	16	030500	16	305005	Y	
		** Potential Decrease in Fund Balan			0.00						
16	100001	LEGISLATIVE APPROPRIATION									
			16	010000	31,209,884.00-	16	100001	16	010000	Y	
		** Decrease in SL Allocation **			31,209,884.00-						

Printed on a Xerox 9700 Laser Printing System at the Computing Services Center / Texas A&M University

Form: URGB01 (02/05/85)

CC	Account	Transaction Description	--- Offset --- CC	Account	Amount	-------- Actual Entry --------- ---- From ----- CC	Account	----- To ------ CC	Account	Feed	Mand
16	100002	GROUP INSURANCE PREMIUMS									
			16	010000	2,921,014.00-	16	100002	16	010000	Y	
		** Decrease in SL Allocation **			2,921,014.00-						
16	100003	HIGHER EDUCATION ASSISTANCE FUND									
			16	010000	6,709,910.00-	16	100003	16	014100	Y	
		** Decrease in SL Allocation **			6,709,910.00-						
16	100005	OASI CONTRIBUTION									
			16	010000	1,650,800.00-	16	100005	16	010000	Y	
		** Decrease in SL Allocation **			1,650,800.00-						
16	100008	COMPREHENSIVE RESEARCH FUND									
			16	010000	152,586.00-	16	100008	16	010000	Y	
		** Decrease in SL Allocation **			152,586.00-						
16	100011	STATE BENEFITS PAID BY STATE									
			16	010000	752,820.00-	16	100011	16	010000	Y	
		** Decrease in SL Allocation **			752,820.00-						
16	100022	TUITION FEES-FALL									
			16	010000	4,247,557.00-	16	100022	16	010000	Y	
		** Decrease in SL Allocation **			4,247,557.00-						
16	100023	TUITION FEES-SPRING									
			16	010000	4,101,124.00-	16	100023	16	010000	Y	
		** Decrease in SL Allocation **			4,101,124.00-						
16	100024	TUITION FEES-SUMMER									
			16	010000	948,659.00-	16	100024	16	010000	Y	
		** Decrease in SL Allocation **			948,659.00-						
16	100026	LAB FEES-FALL									
			16	010000	85,000.00-	16	100026	16	010000	Y	
		** Decrease in SL Allocation **			85,000.00-						
16	100027	LAB FEES-SPRING									
			16	010000	66,500.00-	16	100027	16	010000	Y	
		** Decrease in SL Allocation **			66,500.00-						
16	100028	LAB FEES-SUMMER									
			16	010000	14,000.00-	16	100028	16	010000	Y	
		** Decrease in SL Allocation **			14,000.00-						
16	100030	LATE FEES-FALL									
			16	010000	48,000.00-	16	100030	16	010000	Y	
		** Decrease in SL Allocation **			48,000.00-						

Printed on a Xerox 9700 Laser Printing System at the Computing Services Center / Texas A&M University

Form: URGB01 (02/05/85)

CC	Account	Transaction Description	--- Offset --- CC	Account	Amount	-------- Actual Entry --------- ---- From ----- CC	Account	----- To ------ CC	Account	Feed	Mand
16	100031	LATE FEES-SPRING									
			16	010000	30,500.00-	16	100031	16	010000	Y	
		** Decrease in SL Allocation **			30,500.00-						
16	100032	LATE FEES-SUMMER									
			16	010000	17,500.00-	16	100032	16	010000	Y	
		** Decrease in SL Allocation **			17,500.00-						
16	100035	ADMINISTRATIVE & INSTRUCTIONAL S									
			16	010000	32,000.00-	16	100035	16	010000	Y	
		** Decrease in SL Allocation **			32,000.00-						
16	100038	INTEREST FROM INVESTMENTS ED & G									
			16	010000	130,000.00-	16	100038	16	010000	Y	
		** Decrease in SL Allocation **			130,000.00-						
16	100043	REMISSIONS AND EXEMPTIONS									
			16	010000	247,000.00-	16	100043	16	010000	Y	
		** Decrease in SL Allocation **			247,000.00-						
16	100052	TUITION FEES-FALL NON-RESIDENT									
			16	010000	360,402.00-	16	100052	16	010000	Y	
		** Decrease in SL Allocation **			360,402.00-						
16	100053	TUITION FEES-SPRING NON-RESIDENT									
			16	010000	312,006.00-	16	100053	16	010000	Y	
		** Decrease in SL Allocation **			312,006.00-						
16	100054	TUITION FEES-SUMMER-NON-RESIDENT									
			16	010000	74,948.00-	16	100054	16	010000	Y	
		** Decrease in SL Allocation **			74,948.00-						
16	120001	PRESIDENTS OFFICE									
			16	012000	73,135.00	16	012000	16	120001	Y	
		** Increase in SL Allocation **			73,135.00						
16	120007	HUMAN RESOURCE OFFICE									
			16	012000	360,939.00	16	012000	16	120007	Y	
		** Increase in SL Allocation **			360,939.00						
16	120010	INSTITUTIONAL RESEARCH									
			16	012000	231,359.00	16	012000	16	120010	Y	
		** Increase in SL Allocation **			231,359.00						
16	120012	PROVOST & VP FOR ACADEMIC AFFAIR									
			16	012000	106,902.00	16	012000	16	120012	Y	
		** Increase in SL Allocation **			106,902.00						

Printed on a Xerox 9700 Laser Printing System at the Computing Services Center / Texas A&M University

Form: URGB01 (02/05/85)

CC	Account	Transaction Description	--- Offset --- CC	Account	Amount	-------- Actual Entry --------- ---- From ----- CC	Account	----- To ------ CC	Account	Feed	Mand
16	121007	UNEMPLOYMENT COMPENSATION									
			16	012100	25,000.00	16	012100	16	121007	Y	
		** Increase in SL Allocation **			25,000.00						
16	121201	COMPUTER CENTER									
			16	012120	676,733.00	16	012120	16	121201	Y	
		** Increase in SL Allocation **			676,733.00						
16	121202	GENERAL AND MISCELLANEOUS									
			16	012120	10,539.00	16	012120	16	121202	Y	
		** Increase in SL Allocation **			10,539.00						
16	121204	PUBLIC RELATIONS,MKT,& INFO SYST									
			16	012120	456,485.00	16	012120	16	121204	Y	
		** Increase in SL Allocation **			456,485.00						
16	121210	OFFICE OF GRADUATE STUDIES									
			16	012120	314,686.00	16	012120	16	121210	Y	
		** Increase in SL Allocation **			314,686.00						
16	121213	UNALLOCATED SALARIES									
			16	012120	383,000.00	16	012120	16	121213	Y	
		** Increase in SL Allocation **			383,000.00						
16	121216	ACADEMIC QUALITY ASSURANCE AND C									
			16	012120	103,026.00	16	012120	16	121216	Y	
		** Increase in SL Allocation **			103,026.00						
16	121217	CENTER FOR EARTH & ENVIRON. STUD									
			16	012120	49,912.00	16	012120	16	121217	Y	
		** Increase in SL Allocation **			49,912.00						
16	121218	EDUCATOR, PREPARATION AND CERTIF									
			16	012120	164,224.00	16	012120	16	121218	Y	
		** Increase in SL Allocation **			164,224.00						
16	121219	SPECIAL PROGRAMS									
			16	012120	139,107.00	16	012120	16	121219	Y	
		** Increase in SL Allocation **			139,107.00						
16	121221	UNIVERSITY COLLEGE									
			16	012120	447,504.00	16	012120	16	121221	Y	
		** Increase in SL Allocation **			447,504.00						
16	121224	QEP-ACT ON IDEAS									
			16	012120	76,942.00	16	012120	16	121224	Y	
		** Increase in SL Allocation **			76,942.00						

Printed on a Xerox 9700 Laser Printing System at the Computing Services Center / Texas A&M University

Form: URGB01 (02/05/85)

CC	Account	Transaction Description	--- Offset --- CC	Account	Amount	-------- Actual Entry --------- ---- From ----- CC	Account	----- To ------ CC	Account	Feed	Mand
16	121225	RESEARCH AND SPONSORED PROJECTS									
			16	012120	13,322.00	16	012120	16	121225	Y	
		** Increase in SL Allocation **			13,322.00						
16	121227	GRADUATE ASSISTANTS (GRAD FUNDS)									
			16	012120	71,949.00	16	012120	16	121227	Y	
		** Increase in SL Allocation **			71,949.00						
16	121231	OIT-INSTRUCTIONAL TECHNOLOGY									
			16	012120	395,140.00	16	012120	16	121231	Y	
		** Increase in SL Allocation **			395,140.00						
16	121232	COST SHARE - AMERICORPS VISTA									
			16	012120	13,158.00	16	012120	16	121232	Y	
		** Increase in SL Allocation **			13,158.00						
16	121233	UNIVERSITY COLLEGE LEARNING CENT									
			16	012120	182,288.00	16	012120	16	121233	Y	
		** Increase in SL Allocation **			182,288.00						
16	121234	UNIVERSITY COLLEGE WRITING CENTE									
			16	012120	154,895.00	16	012120	16	121234	Y	
		** Increase in SL Allocation **			154,895.00						
16	121801	COST SHARE - MHM JUNTOS									
			16	012120	96,841.00	16	012120	16	121801	Y	
		** Increase in SL Allocation **			96,841.00						
16	130005	SCHOOL OF ENGINEERING									
			16	013000	1,004,798.00	16	013000	16	130005	Y	
		** Increase in SL Allocation **			1,004,798.00						
16	130210	COLLEGE OF NURSING & HEALTH SCI-									
			16	013000	1,263,043.00	16	013000	16	130210	Y	
		** Increase in SL Allocation **			1,263,043.00						
16	130711	COST SHARE - GEAR-UP 4									
			16	013000	27,195.00	16	013000	16	130711	Y	
		** Increase in SL Allocation **			27,195.00						
16	130712	DEPT OF HUMANITIES									
			16	013000	723,248.00	16	013000	16	130712	Y	
		** Increase in SL Allocation **			723,248.00						
16	130713	DEPARTMENT OF SOCIAL SCIENCES									
			16	013000	796,447.00	16	013000	16	130713	Y	
		** Increase in SL Allocation **			796,447.00						

Printed on a Xerox 9700 Laser Printing System at the Computing Services Center / Texas A&M University

Form: URGB01 (02/05/85)

CC	Account	Transaction Description	--- Offset --- CC	Account	Amount	-------- Actual Entry --------- ---- From ----- CC	Account	----- To ------ CC	Account	Feed	Mand
16	130714	DEPT OF PSYCHOLOGY & COMMUNICATI									
			16	013000	748,811.00	16	013000	16	130714	Y	
		** Increase in SL Allocation **			748,811.00						
16	130717	DIVISION OF INT'L BANKING & FIN									
			16	013000	2,665,230.00	16	013000	16	130717	Y	
		** Increase in SL Allocation **			2,665,230.00						
16	130718	DIVISION OF INT'L BUSINESS & TEC									
			16	013000	1,520,370.00	16	013000	16	130718	Y	
		** Increase in SL Allocation **			1,520,370.00						
16	130723	DEPT OF CURR. AND PEDAGOGY									
			16	013000	1,003,357.00	16	013000	16	130723	Y	
		** Increase in SL Allocation **			1,003,357.00						
16	130725	DEPT OF PROFESSIONAL PROGS.									
			16	013000	1,198,247.00	16	013000	16	130725	Y	
		** Increase in SL Allocation **			1,198,247.00						
16	130728	COLLEGE OF ART & SCIENCES LAB FE									
			16	013000	157,300.00	16	013000	16	130728	Y	
		** Increase in SL Allocation **			157,300.00						
16	130731	DEPT OF FINE & PERF ARTS									
			16	013000	401,910.00	16	013000	16	130731	Y	
		** Increase in SL Allocation **			401,910.00						
16	130732	DEPT OF MATHEMATICS & PHYSICS									
			16	013000	428,343.00	16	013000	16	130732	Y	
		** Increase in SL Allocation **			428,343.00						
16	130733	DEPT OF BIOLOGY & CHEMISTRY									
			16	013000	712,259.00	16	013000	16	130733	Y	
		** Increase in SL Allocation **			712,259.00						
16	130739	SCHOOL OF ENGINEERING LAB FEE									
			16	013000	712,259.00	16	013000	16	130739	Y	
		** Increase in SL Allocation **			712,259.00						
16	137001	DEAN FOR ARTS AND SCIENCES									
			16	013700	542,817.00	16	013700	16	137001	Y	
		** Increase in SL Allocation **			542,817.00						
16	137002	RECORDS/DEGREE AUDIT									
			16	013700	505,938.00	16	013700	16	137002	Y	
		** Increase in SL Allocation **			505,938.00						

Printed on a Xerox 9700 Laser Printing System at the Computing Services Center / Texas A&M University

Form: URGB01 (02/05/85)

CC	Account	Transaction Description	Offset CC	Offset Account	Amount	Actual Entry From CC	Actual Entry From Account	Actual Entry To CC	Actual Entry To Account	Feed	Mand
16	137003	DEAN A.R.SANCHEZ SCHOOL OF BUSIN									
			16	013700	474,832.00	16	013700	16	137003	Y	
		** Increase in SL Allocation **			474,832.00						
16	137005	DEAN OF EDUCATION									
			16	013700	275,379.00	16	013700	16	137005	Y	
		** Increase in SL Allocation **			275,379.00						
16	137008	DEAN-COLLEGE OF NURSING & HEALTH									
			16	013700	329,209.00	16	013700	16	137008	Y	
		** Increase in SL Allocation **			329,209.00						
16	140001	LIBRARY									
			16	014000	930,617.00	16	014000	16	140001	Y	
		** Increase in SL Allocation **			930,617.00						
16	141001	HEAF-GENERAL FUND									
			16	014100	6,709,910.00	16	014100	16	141001	Y	
		** Increase in SL Allocation **			6,709,910.00						
16	145002	ENVIRONMENTAL AND HEALTH SAFETY									
			16	014500	162,830.00	16	014500	16	145002	Y	
		** Increase in SL Allocation **			162,830.00						
16	145300	CENTRAL RECEIVING									
			16	014530	133,847.00	16	014530	16	145300	Y	
		** Increase in SL Allocation **			133,847.00						
16	145501	UNIVERSITY POLICE DEPARTMENT									
			16	014550	1,291,290.00	16	014550	16	145501	Y	
		** Increase in SL Allocation **			1,291,290.00						
16	150008	COMPREHENSIVE RESEARCH FUND									
			16	015000	219,044.00	16	014700	16	150008	Y	
		** Increase in SL Allocation **			219,044.00						
16	150021	INSTITUTE FOR INTERNATIONAL TRAD									
			16	015002	101,324.00	16	015002	16	150021	Y	
		** Increase in SL Allocation **			101,324.00						
16	150022	IIT - TEXAS CENTER									
			16	015002	99,191.00	16	015002	16	150022	Y	
		** Increase in SL Allocation **			99,191.00						
16	150031	TCBEED									
			16	015003	141,336.00	16	015003	16	150031	Y	
		** Increase in SL Allocation **			141,336.00						

Printed on a Xerox 9700 Laser Printing System at the Computing Services Center / Texas A&M University

Form: URGB01 (02/05/85)

CC	Account	Transaction Description	--- Offset --- CC	Account	Amount	-------- Actual Entry --------- ---- From ----- CC	Account	----- To ------ CC	Account	Feed	Mand
16	150046	STUDY OF WESTERN HEMISPHERIC TRA									
			16	015003	263,370.00	16	015003	16	150046	Y	
		** Increase in SL Allocation **			263,370.00						
16	150080	SMALL BUSINESS DEVELOPMENT CENTE									
			16	015008	121,172.00	16	015008	16	150080	Y	
		** Increase in SL Allocation **			121,172.00						
16	151600	STATE BENEFITS PAID BY STATE (IN									
			16	015160	3,671,326.00	16	015160	16	151600	Y	
		** Increase in SL Allocation **			3,671,326.00						
16	151601	STATE BENEFITS PAID BY STATE (RS									
			16	015160	141,500.00	16	015160	16	151601	Y	
		** Increase in SL Allocation **			141,500.00						
16	151602	STATE BENEFITS PAID BY STATE (PS									
			16	015160	141,250.00	16	015160	16	151602	Y	
		** Increase in SL Allocation **			141,250.00						
16	151603	STATE BENEFITS PAID BY STATE (AS									
			16	015160	567,105.00	16	015160	16	151603	Y	
		** Increase in SL Allocation **			567,105.00						
16	151604	STATE BENEFITS PAID BY STATE (SS									
			16	015160	221,480.00	16	015160	16	151604	Y	
		** Increase in SL Allocation **			221,480.00						
16	151605	STATE BENEFITS PAID BY STATE (IS									
			16	015160	417,615.00	16	015160	16	151605	Y	
		** Increase in SL Allocation **			417,615.00						
16	151606	STATE BENEFITS PAID BY STATE (PL									
			16	015160	164,358.00	16	015160	16	151606	Y	
		** Increase in SL Allocation **			164,358.00						
16	151620	STATE BENEFITS PAID BY STATE (IN									
			16	015162	1,305,140.00	16	015160	16	151620	Y	
		** Increase in SL Allocation **			1,305,140.00						
16	151621	STATE BENEFITS PAID BY STATE (RS									
			16	015162	68,955.00	16	015160	16	151621	Y	
		** Increase in SL Allocation **			68,955.00						
16	151622	STATE BENEFITS PAID BY STATE (PS									
			16	015162	124,242.00	16	015160	16	151622	Y	
		** Increase in SL Allocation **			124,242.00						

Printed on a Xerox 9700 Laser Printing System at the Computing Services Center / Texas A&M University

Form: URGB01 (02/05/85)

CC	Account	Transaction Description	--- Offset --- CC	Account	Amount	-------- Actual Entry --------- ---- From ----- CC	Account	----- To ------ CC	Account	Feed	Mand
16	151623	STATE BENEFITS PAID BY STATE (AS									
			16	015162	632,770.00	16	015160	16	151623	Y	
		** Increase in SL Allocation **			632,770.00						
16	151624	STATE BENEFITS PAID BY STATE (SS									
			16	015162	143,750.00	16	015160	16	151624	Y	
		** Increase in SL Allocation **			143,750.00						
16	151625	STATE BENEFITS PAID BY STATE (IS									
			16	015162	483,168.00	16	015160	16	151625	Y	
		** Increase in SL Allocation **			483,168.00						
16	151626	STATE BENEFITS PAID BY STATE (PL									
			16	015162	335,072.00	16	015160	16	151626	Y	
		** Increase in SL Allocation **			335,072.00						
16	151650	ORP-SUPPL & DIFFERENTIAL (IN)									
			16	015160	15,120.00	16	015160	16	151650	Y	
		** Increase in SL Allocation **			15,120.00						
16	151651	ORP-SUPPL & DIFFERENTIAL (RS)									
			16	015160	625.00	16	015160	16	151651	Y	
		** Increase in SL Allocation **			625.00						
16	151653	ORP-SUPPL & DIFFERENTIAL (AS)									
			16	015160	15,900.00	16	015160	16	151653	Y	
		** Increase in SL Allocation **			15,900.00						
16	151655	ORP-SUPPL & DIFFERENTIAL (IS)									
			16	015160	3,300.00	16	015160	16	151655	Y	
		** Increase in SL Allocation **			3,300.00						
16	151700	REMISSIONS AND EXEMPTIONS									
			16	015170	247,000.00	16	015170	16	151700	Y	
		** Increase in SL Allocation **			247,000.00						
16	154002	IE-DIV OF INT'L BUSINESS & TECH									
			16	015400	106,452.00	16	015400	16	154002	Y	
		** Increase in SL Allocation **			106,452.00						
16	154003	IE-DEPARTMENT OF HUMANITIES									
			16	015400	1,119,610.00	16	015400	16	154003	Y	
		** Increase in SL Allocation **			1,119,610.00						
16	154004	IE-DEPARTMENT OF SOCIAL SCIENCES									
			16	015400	841,112.00	16	015400	16	154004	Y	
		** Increase in SL Allocation **			841,112.00						

Printed on a Xerox 9700 Laser Printing System at the Computing Services Center / Texas A&M University

Form: URGB01 (02/05/85)

CC	Account	Transaction Description	--- Offset --- CC	Account	Amount	-------- Actual Entry --------- ---- From ----- CC	Account	----- To ------ CC	Account	Feed	Mand
16	154009	IE-DEPT OF CURRICULUM & PEDAGOGY									
			16	015400	488,578.00	16	015400	16	154009	Y	
		** Increase in SL Allocation **			488,578.00						
16	154012	IE-DIV OF INT'L BANKING & FINANC									
			16	015400	53,953.00	16	015400	16	154012	Y	
		** Increase in SL Allocation **			53,953.00						
16	154017	IE-DEPT OF MATHEMATICS & PHYSICS									
			16	015400	346,644.00	16	015400	16	154017	Y	
		** Increase in SL Allocation **			346,644.00						
16	154018	IE-DEPARTMENT OF BIOLOGY&CHEMIST									
			16	015400	539,215.00	16	015400	16	154018	Y	
		** Increase in SL Allocation **			539,215.00						
16	154019	IE-DEPARTMENT FINE&PERFORMING AR									
			16	015400	836,340.00	16	015400	16	154019	Y	
		** Increase in SL Allocation **			836,340.00						
16	156001	SF-UNIVERSITY COLLEGE ACADEMIC S									
			16	015600	199,764.00	16	015600	16	156001	Y	
		** Increase in SL Allocation **			199,764.00						
16	156002	SF-UNIVERSITY COLLEGE INSTRUCTIO									
			16	015600	320,950.00	16	015600	16	156002	Y	
		** Increase in SL Allocation **			320,950.00						
16	158001	ACSS-UNIVERSITY COLLEGE									
			16	015800	146,979.00	16	015800	16	158001	Y	
		** Increase in SL Allocation **			146,979.00						
16	158002	ACSS-PHD PROGRAMS									
			16	015800	163,677.00	16	015800	16	158002	Y	
		** Increase in SL Allocation **			163,677.00						
16	158004	ACSS-DIV OF INT'L BUSINESS & TEC									
			16	015800	165,754.00	16	015800	16	158004	Y	
		** Increase in SL Allocation **			165,754.00						
16	158005	ACSS-DEPT OF PSYCHOLOGY & COMMUN									
			16	015800	557,864.00	16	015800	16	158005	Y	
		** Increase in SL Allocation **			557,864.00						
16	170002	TPEG SET-ASIDES 10%									
			16	017000	141,000.00	16	017000	16	170002	Y	
		** Increase in SL Allocation **			141,000.00						

Printed on a Xerox 9700 Laser Printing System at the Computing Services Center / Texas A&M University

Form: URGB01 (02/05/85)

CC	Account	Transaction Description	--- Offset --- CC	Account	Amount	-------- Actual Entry --------- ---- From ----- CC	Account	----- To ------ CC	Account	Feed	Mand
16	210001	PRESIDENT'S OFFICE FUND									
			16	021000	554,774.00	16	021013	16	210001	Y	
		** Increase in SL Allocation **			554,774.00						
16	210100	BUSINESS OFFICE ADMINISTRATIVE F									
			16	021010	258,584.00-	16	210100	16	021010	Y	
		** Decrease in SL Allocation **			258,584.00-						
16	210101	BOAF-BUSINESS OFFICE OPERATIONS									
			16	021010	122,503.00	16	021010	16	210101	Y	
		** Increase in SL Allocation **			122,503.00						
16	210102	BOAF-PAYMENT PROCESSING CRCDX									
			16	021010	136,081.00	16	021010	16	210102	Y	
		** Increase in SL Allocation **			136,081.00						
16	210110	TPEG RESIDENT UNDERGRADUATE GRAN									
			16	021011	1,065,277.00	16	010004	16	210110	Y	
		** Increase in SL Allocation **			1,065,277.00						
16	210111	TPEG NON-RESIDENT UNDERGRAD GRAN									
			16	021011	11,253.00	16	010004	16	210111	Y	
		** Increase in SL Allocation **			11,253.00						
16	210115	TPEG RESIDENT GRADUATE GRANT									
			16	021011	145,265.00	16	010004	16	210115	Y	
		** Increase in SL Allocation **			145,265.00						
16	210116	TPEG NON-RESIDENT GRADUATE GRANT									
			16	021011	6,330.00	16	010004	16	210116	Y	
		** Increase in SL Allocation **			6,330.00						
16	210120	DT-RESIDENT UNDERGRAD SCHOLARSHI									
			16	021020	1,313,352.00	16	021013	16	210120	Y	
		** Increase in SL Allocation **			1,313,352.00						
16	210121	DT-RESIDENT GRADUATE SCHOLARSHIP									
			16	021020	103,251.00	16	021013	16	210121	Y	
		** Increase in SL Allocation **			103,251.00						
16	210130	DESIGNATED TUITION REVENUE-FALL									
			16	021013	8,995,994.00-	16	210130	16	021013	Y	
		** Decrease in SL Allocation **			8,995,994.00-						
16	210131	DESIGNATED TUITION REVENUE-SPRIN									
			16	021013	8,278,498.00-	16	210131	16	021013	Y	
		** Decrease in SL Allocation **			8,278,498.00-						

Printed on a Xerox 9700 Laser Printing System at the Computing Services Center / Texas A&M University

Form: URGB01 (02/05/85)

CC	Account	Transaction Description	Offset CC	Offset Account	Amount	Actual Entry From CC	Actual Entry From Account	Actual Entry To CC	Actual Entry To Account	Feed	Mand
16	210132	DESIGNATED TUITION REVENUE-SUMME									
			16	021013	1,775,595.00-	16	210132	16	021013	Y	
		** Decrease in SL Allocation **			1,775,595.00-						
16	210136	DT-SYSTEM OPERATIONS									
			16	021013	650,000.00	16	021013	16	210136	Y	
		** Increase in SL Allocation **			650,000.00						
16	210137	DT-HUB									
			16	021013	4,500.00	16	021013	16	210137	Y	
		** Increase in SL Allocation **			4,500.00						
16	210139	DT-SUMMER SCHOOL FACULTY SALARIE									
			16	021013	1,118,000.00	16	021013	16	210139	Y	
		** Increase in SL Allocation **			1,118,000.00						
16	210140	DT-INTEREST FROM INVESTMENTS									
			16	021013	425,000.00-	16	210140	16	021013	Y	
		** Decrease in SL Allocation **			425,000.00-						
16	210141	DT-UNIVERSITY COMPLIANCE									
			16	021013	299,568.00	16	021013	16	210141	Y	
		** Increase in SL Allocation **			299,568.00						
16	210155	DT-FINANCIAL AID GENERAL MATCHIN									
			16	021013	10,000.00	16	021013	16	210155	Y	
		** Increase in SL Allocation **			10,000.00						
16	210157	DT-PRESIDENTIAL SCHOLARSHIPS (FY									
			16	021013	800,000.00	16	021013	16	210157	Y	
		** Increase in SL Allocation **			800,000.00						
16	210160	DT-MISCELLANEOUS ACCOUNT									
			16	021013	40,000.00	16	021013	16	210160	Y	
		** Increase in SL Allocation **			40,000.00						
16	210163	DT-TAMIU TED/LEADERSHIP EXPERIEN									
			16	021013	22,000.00	16	021013	16	210163	Y	
		** Increase in SL Allocation **			22,000.00						
16	210164	DT-COMPUTER SUPPORT									
			16	021013	184,289.00	16	021013	16	210164	Y	
		** Increase in SL Allocation **			184,289.00						
16	210167	DT-HOUSING SHORTFALL									
			16	021013	25,086.00	16	021013	16	210167	Y	
		** Increase in SL Allocation **			25,086.00						

Printed on a Xerox 9700 Laser Printing System at the Computing Services Center / Texas A&M University

Form: URGB01 (02/05/85)

CC	Account	Transaction Description	--- Offset --- CC	Account	Amount	-------- Actual Entry --------- ---- From ----- CC	Account	----- To ------ CC	Account	Feed	Mand
16	210168	DT-REMISSIONS AND EXEMPTIONS									
			16	021013	881,000.00	16	021013	16	210168	Y	
			16	021013	881,000.00-	16	210168	16	021013	Y	
		** Decrease in SL Allocation **			0.00						
16	210170	DT-STUDENT SUCCESS SCHOLARSHIPS									
			16	021013	155,000.00	16	021013	16	210170	Y	
		** Increase in SL Allocation **			155,000.00						
16	210171	DT-CUSTODIAL SERVICES									
			16	021013	588,050.00	16	021013	16	210171	Y	
		** Increase in SL Allocation **			588,050.00						
16	210175	DT-VPFA									
			16	021013	572,081.00	16	021013	16	210175	Y	
		** Increase in SL Allocation **			572,081.00						
16	210176	DT-PROVOST & VPAA									
			16	021013	477,872.00	16	021013	16	210176	Y	
		** Increase in SL Allocation **			477,872.00						
16	210177	DT-COMMUNITY RELATIONS & SPECIAL									
			16	021013	189,840.00	16	021013	16	210177	Y	
		** Increase in SL Allocation **			189,840.00						
16	210179	DT-PURCHASING DEPARTMENT									
			16	021013	363,933.00	16	021013	16	210179	Y	
		** Increase in SL Allocation **			363,933.00						
16	210180	DT-HUMAN RESOURCES (TRAVEL & M&O									
			16	021013	70,318.00	16	021013	16	210180	Y	
		** Increase in SL Allocation **			70,318.00						
16	210181	DT-BUDGET, PAYROLL & FISCAL ANAL									
			16	021013	422,801.00	16	021013	16	210181	Y	
		** Increase in SL Allocation **			422,801.00						
16	210182	DT-GENERAL SERVICES-SSC									
			16	021013	2,630,590.00	16	021013	16	210182	Y	
		** Increase in SL Allocation **			2,630,590.00						
16	210183	DT-UNIVERSITY POLICE DEPT (TRAVE									
			16	021013	14,400.00	16	021013	16	210183	Y	
		** Increase in SL Allocation **			14,400.00						
16	210184	DT-GENERAL SERVICES OT									
			16	021013	219,795.00	16	021013	16	210184	Y	
		** Increase in SL Allocation **			219,795.00						

Printed on a Xerox 9700 Laser Printing System at the Computing Services Center / Texas A&M University

Form: URGB01 (02/05/85)

CC	Account	Transaction Description	--- Offset --- CC	Account	Amount	-------- Actual Entry --------- ---- From ----- CC	Account	----- To ------ CC	Account	Feed	Mand
16	210186	DT-CONCURRENT ENROLLMENT SCHOLAR									
			16	021013	69,000.00	16	021013	16	210186	Y	
		** Increase in SL Allocation **			69,000.00						
16	210188	DT-PUBLIC AFFAIRS (TRAVEL AND M&									
			16	021013	327,678.00	16	021013	16	210188	Y	
		** Increase in SL Allocation **			327,678.00						
16	210190	DT-DEAN ARTS/SCIENCES (TRVL & M&									
			16	021013	122,522.00	16	021013	16	210190	Y	
		** Increase in SL Allocation **			122,522.00						
16	210193	DT-START UP RESEARCH FUNDS (MAIN									
			16	021013	50,000.00	16	021013	16	210193	Y	
		** Increase in SL Allocation **			50,000.00						
16	210196	DT-FACULTY RECRUITMENT									
			16	021013	16,200.00	16	021013	16	210196	Y	
		** Increase in SL Allocation **			16,200.00						
16	210197	DT-FINANCIAL AID SCHOLARSHIP									
			16	021013	450,000.00	16	021013	16	210197	Y	
		** Increase in SL Allocation **			450,000.00						
16	210200	DT-COMPTROLLER/BUSINESS OFFICE									
			16	021013	1,236,011.00	16	021013	16	210200	Y	
		** Increase in SL Allocation **			1,236,011.00						
16	210201	DT-UNALLOCATED SALARIES									
			16	021013	160,000.00	16	021013	16	210201	Y	
		** Increase in SL Allocation **			160,000.00						
16	210205	DT-INSTRUCTIONAL FACILITIES									
			16	021013	30,000.00	16	021013	16	210205	Y	
		** Increase in SL Allocation **			30,000.00						
16	210206	DT-INTERNATIONAL STUDENT SERVICE									
			16	021013	402,687.00	16	021013	16	210206	Y	
		** Increase in SL Allocation **			402,687.00						
16	210208	DT-THEATER (M&O)									
			16	021013	91,081.00	16	021013	16	210208	Y	
		** Increase in SL Allocation **			91,081.00						
16	210209	DT-R.O.T.C.									
			16	021013	4,000.00	16	021013	16	210209	Y	
		** Increase in SL Allocation **			4,000.00						

Printed on a Xerox 9700 Laser Printing System at the Computing Services Center / Texas A&M University

Form: URGB01 (02/05/85)

CC	Account	Transaction Description	Offset CC	Offset Account	Amount	Actual Entry From CC	Actual Entry From Account	Actual Entry To CC	Actual Entry To Account	Feed	Mand
16	210210	DT-DFPA FUNDS (M&O)									
			16	021013	22,200.00	16	021013	16	210210	Y	
		** Increase in SL Allocation **			22,200.00						
16	210211	DT-CAREER SERVICES									
			16	021013	308,807.00	16	021013	16	210211	Y	
		** Increase in SL Allocation **			308,807.00						
16	210212	DT-STUDENT LIFE									
			16	021013	30,870.00	16	021013	16	210212	Y	
		** Increase in SL Allocation **			30,870.00						
16	210214	DT-UNIVERSITY HONORS PROGRAM									
			16	021013	62,864.00	16	021013	16	210214	Y	
		** Increase in SL Allocation **			62,864.00						
16	210216	DT-PROF-CENTER (PROF RESOURCES)									
			16	021013	9,328.00	16	021013	16	210216	Y	
		** Increase in SL Allocation **			9,328.00						
16	210217	DT-ATHLETICS SCHOLARSHIP									
			16	021013	635,000.00	16	021013	16	210217	Y	
		** Increase in SL Allocation **			635,000.00						
16	210219	DT-AVPA (TRAVEL & M&O)									
			16	021013	8,910.00	16	021013	16	210219	Y	
		** Increase in SL Allocation **			8,910.00						
16	210221	DT-FACULTY ADJUNCT SALARIES									
			16	021013	450,000.00	16	021013	16	210221	Y	
		** Increase in SL Allocation **			450,000.00						
16	210222	DT-CONTINUING EDUCATION (SALARIE									
			16	021013	106,978.00	16	021013	16	210222	Y	
		** Increase in SL Allocation **			106,978.00						
16	210223	DT-SCHOOL OF ENGINEERING									
			16	021013	9,135.00	16	021013	16	210223	Y	
		** Increase in SL Allocation **			9,135.00						
16	210226	DT-WORK STUDY TAMIU (DEFAULT)									
			16	021013	124,050.00	16	021013	16	210226	Y	
		** Increase in SL Allocation **			124,050.00						
16	210227	DT-SECRETARIAL SERVICES									
			16	021013	213,904.00	16	021013	16	210227	Y	
		** Increase in SL Allocation **			213,904.00						

Printed on a Xerox 9700 Laser Printing System at the Computing Services Center / Texas A&M University

Form: URGB01 (02/05/85)

CC	Account	Transaction Description	--- Offset --- CC	Account	Amount	-------- Actual Entry --------- ---- From ----- CC	Account	----- To ------ CC	Account	Feed	Mand
16	210245	DT-FACULTY RESEARCH									
			16	021013	191,610.00	16	021013	16	210245	Y	
		** Increase in SL Allocation **			191,610.00						
16	210246	DT-SELF-INSURED PROPERTY PROGRAM									
			16	021013	73,490.00	16	021013	16	210246	Y	
		** Increase in SL Allocation **			73,490.00						
16	210247	DT-V.P. FOR STUDENT SUCCESS									
			16	021013	331,829.00	16	021013	16	210247	Y	
		** Increase in SL Allocation **			331,829.00						
16	210250	DT-DEFERRED COMPENSATION CEO									
			16	021013	50,000.00	16	021013	16	210250	Y	
		** Increase in SL Allocation **			50,000.00						
16	210255	DT-BINATIONAL CENTER									
			16	021013	238,029.00	16	021013	16	210255	Y	
		** Increase in SL Allocation **			238,029.00						
16	210261	DT-UC (TRAVEL & M&O)									
			16	021013	44,438.00	16	021013	16	210261	Y	
		** Increase in SL Allocation **			44,438.00						
16	210263	DT-SYSTEM SHARED SERVICES									
			16	021013	81,064.00	16	021013	16	210263	Y	
		** Increase in SL Allocation **			81,064.00						
16	210264	DT-PHD PROGRAM (TRAVEL & M&O)									
			16	021013	5,700.00	16	021013	16	210264	Y	
		** Increase in SL Allocation **			5,700.00						
16	210266	DT-INTERNATIONAL TRADE JOURNAL									
			16	021013	5,254.00	16	021013	16	210266	Y	
		** Increase in SL Allocation **			5,254.00						
16	210267	DT-EDUCATOR, PREP, CERT (TRVL &									
			16	021013	4,590.00	16	021013	16	210267	Y	
		** Increase in SL Allocation **			4,590.00						
16	210268	DT-VP FOR INSTITUTIONAL ADVANCEM									
			16	021013	788,373.00	16	021013	16	210268	Y	
		** Increase in SL Allocation **			788,373.00						
16	210269	DT-DEPT OF HUMANITIES (M&O)									
			16	021013	22,000.00	16	021013	16	210269	Y	
		** Increase in SL Allocation **			22,000.00						

Printed on a Xerox 9700 Laser Printing System at the Computing Services Center / Texas A&M University

Form: URGB01 (02/05/85)

CC	Account	Transaction Description	--- Offset --- CC	Account	Amount	-------- Actual Entry --------- ---- From ----- CC	Account	----- To ------ CC	Account	Feed	Mand
16	210270	DT-FACULTY ATHLETIC REPRESENTATI									
			16	021013	15,600.00	16	021013	16	210270	Y	
		** Increase in SL Allocation **			15,600.00						
16	210271	DT-DEPT. OF SOCIAL SCIENCES (M&O									
			16	021013	14,332.00	16	021013	16	210271	Y	
		** Increase in SL Allocation **			14,332.00						
16	210272	DT-DEPT OF PSYC & COMMUN (M&0)									
			16	021013	14,400.00	16	021013	16	210272	Y	
		** Increase in SL Allocation **			14,400.00						
16	210273	DT-DEPT OF MATH & PHYSICS (M&O)									
			16	021013	6,210.00	16	021013	16	210273	Y	
		** Increase in SL Allocation **			6,210.00						
16	210274	DT-DEPT OF BIOLOGY & CHEMISTRY (									
			16	021013	13,500.00	16	021013	16	210274	Y	
		** Increase in SL Allocation **			13,500.00						
16	210275	DT-PHYSICAL PLANT SPECIAL PROJEC									
			16	021013	300,000.00	16	021013	16	210275	Y	
		** Increase in SL Allocation **			300,000.00						
16	210276	DT-TEXAS ACADEMY OF INT'L STUDIE									
			16	021013	249,309.00	16	021013	16	210276	Y	
		** Increase in SL Allocation **			249,309.00						
16	210287	DT-ATHLETIC ACADEMIC COORDINATOR									
			16	021013	44,291.00	16	021013	16	210287	Y	
		** Increase in SL Allocation **			44,291.00						
16	210290	DT-CASA ORTIZ									
			16	021013	18,000.00	16	021013	16	210290	Y	
		** Increase in SL Allocation **			18,000.00						
16	210291	DT-ENVIRONMENTAL & HEALTH SAFETY									
			16	021013	10,000.00	16	021013	16	210291	Y	
		** Increase in SL Allocation **			10,000.00						
16	210292	DT-AQAC (TRAVEL & M&O)									
			16	021013	48,293.00	16	021013	16	210292	Y	
		** Increase in SL Allocation **			48,293.00						
16	210293	DT-CENTER FOR EARTH & ENV. STUDI									
			16	021013	14,921.00	16	021013	16	210293	Y	
		** Increase in SL Allocation **			14,921.00						

Printed on a Xerox 9700 Laser Printing System at the Computing Services Center / Texas A&M University

Form: URGB01 (02/05/85)

CC	Account	Transaction Description	Offset CC	Offset Account	Amount	Actual Entry From CC	Actual Entry From Account	Actual Entry To CC	Actual Entry To Account	Feed	Mand
16	210294	DT-QEP (TRAVEL & M&O)									
			16	021013	226,000.00	16	021013	16	210294	Y	
		** Increase in SL Allocation **			226,000.00						
16	210296	DT-FACULTY SENATE									
			16	021013	1,800.00	16	021013	16	210296	Y	
		** Increase in SL Allocation **			1,800.00						
16	210297	DT-ARSB (TRAVEL AND M&O)									
			16	021013	58,477.00	16	021013	16	210297	Y	
		** Increase in SL Allocation **			58,477.00						
16	210298	DT-COED (TRAVEL & M&O)									
			16	021013	46,554.00	16	021013	16	210298	Y	
		** Increase in SL Allocation **			46,554.00						
16	210299	DT-RESERVES (SET ASIDES)									
			16	021013	26,985.00	16	021013	16	210299	Y	
		** Increase in SL Allocation **			26,985.00						
16	210303	DT-DEPT OF CURR & PEDAGOGY (M&O)									
			16	021013	17,235.00	16	021013	16	210303	Y	
		** Increase in SL Allocation **			17,235.00						
16	210305	DT-DEPT OF PROF PROGRAMS (M&O)									
			16	021013	13,995.00	16	021013	16	210305	Y	
		** Increase in SL Allocation **			13,995.00						
16	210306	DT-DIV OF INTL BUS&TECH (M&O)									
			16	021013	13,095.00	16	021013	16	210306	Y	
		** Increase in SL Allocation **			13,095.00						
16	210307	DT-CNHS (TRAVEL & M&O)									
			16	021013	80,231.00	16	021013	16	210307	Y	
		** Increase in SL Allocation **			80,231.00						
16	210308	DT-DIV OF INTL BK & FIN (M&O)									
			16	021013	13,500.00	16	021013	16	210308	Y	
		** Increase in SL Allocation **			13,500.00						
16	210309	DT-GRANTS & CONTRACTS (TRAVEL &									
			16	021013	298,814.00	16	021013	16	210309	Y	
		** Increase in SL Allocation **			298,814.00						
16	210310	DT-UNIVERSITY COLLEGE-COMMON REA									
			16	021013	75,000.00	16	021013	16	210310	Y	
		** Increase in SL Allocation **			75,000.00						

Printed on a Xerox 9700 Laser Printing System at the Computing Services Center / Texas A&M University

Form: URGB01 (02/05/85)

CC	Account	Transaction Description	--- Offset --- CC	Account	Amount	-------- Actual Entry --------- ---- From ----- CC	Account	----- To ------ CC	Account	Feed	Mand
16	210311	DT-ADMINISTRATIVE COMPLIANCE									
			16	021013	172,443.00	16	021013	16	210311	Y	
		** Increase in SL Allocation **			172,443.00						
16	210313	DT-PRES SCHOLARSHIP TRANSFERS (C									
			16	021013	50,000.00	16	021013	16	210313	Y	
		** Increase in SL Allocation **			50,000.00						
16	210314	DT-PRES SCHOLARSHIP TRANSFERS (D									
			16	021013	25,000.00	16	021013	16	210314	Y	
		** Increase in SL Allocation **			25,000.00						
16	212000	UNIVERSITY SERVICE FEE-FALL									
			16	021200	5,783,225.00-	16	212000	16	021200	Y	
		** Decrease in SL Allocation **			5,783,225.00-						
16	212001	UNIVERSITY SERVICE FEE-SPRING									
			16	021200	4,621,357.00-	16	212001	16	021200	Y	
		** Decrease in SL Allocation **			4,621,357.00-						
16	212002	UNIVERSITY SERVICE FEE-SUMMER									
			16	021200	1,131,442.00-	16	212002	16	021200	Y	
		** Decrease in SL Allocation **			1,131,442.00-						
16	212011	USF-CAMPUS CARD SERVICE									
			16	021200	184,620.00	16	021200	16	212011	Y	
		** Increase in SL Allocation **			184,620.00						
16	212012	USF-SAFETY & INFRASTRUCTURE									
			16	021200	140,031.00	16	021200	16	212012	Y	
		** Increase in SL Allocation **			140,031.00						
16	212013	USF-ENDOWED SCHOLARSHIPS									
			16	021200	603,320.00	16	021200	16	212013	Y	
		** Increase in SL Allocation **			603,320.00						
16	212014	USF-UNALLOCATED SALARIES									
			16	021200	100,000.00	16	021200	16	212014	Y	
		** Increase in SL Allocation **			100,000.00						
16	212015	USF-RESERVES (SET-ASIDES - M&O)									
			16	021200	182,760.00	16	021200	16	212015	Y	
		** Increase in SL Allocation **			182,760.00						
16	212016	USF-UTILITIES									
			16	021200	2,150,000.00	16	021200	16	212016	Y	
		** Increase in SL Allocation **			2,150,000.00						

Printed on a Xerox 9700 Laser Printing System at the Computing Services Center / Texas A&M University

Form: URGB01 (02/05/85)

CC	Account	Transaction Description	--- Offset --- CC	Account	Amount	-------- Actual Entry --------- ---- From ----- CC	Account	----- To ------ CC	Account	Feed	Mand
16	212017	USF-TOUCHNET									
			16	021200	557,500.00	16	021200	16	212017	Y	
		** Increase in SL Allocation **			557,500.00						
16	212020	USF-GENERAL & MISCELLANEOUS									
			16	021200	21,278.00	16	021200	16	212020	Y	
		** Increase in SL Allocation **			21,278.00						
16	212100	USF-COMPUTER SUPPORT OPERATIONS									
			16	021200	170,468.00	16	021200	16	212100	Y	
		** Increase in SL Allocation **			170,468.00						
16	212101	USF-CS-INSTRUCTIONAL TECH/LAB SU									
			16	021200	389,011.00	16	021200	16	212101	Y	
		** Increase in SL Allocation **			389,011.00						
16	212102	USF-CS-INSTRUCTIONAL TECH/DIST E									
			16	021200	453,068.00	16	021200	16	212102	Y	
		** Increase in SL Allocation **			453,068.00						
16	212103	USF-CS-BANNER SERVICES & OPERATI									
			16	021200	717,095.00	16	021200	16	212103	Y	
		** Increase in SL Allocation **			717,095.00						
16	212104	USF-CS-COMPUTING/INFO SERVICES									
			16	021200	646,561.00	16	021200	16	212104	Y	
		** Increase in SL Allocation **			646,561.00						
16	212105	USF-COMPUTER SUPPORT (M&O)									
			16	021200	349,706.00	16	021200	16	212105	Y	
		** Increase in SL Allocation **			349,706.00						
16	212106	USF-CS-ELLUCIAN CONSULTANTS									
			16	021200	168,000.00	16	021200	16	212106	Y	
		** Increase in SL Allocation **			168,000.00						
16	212107	USF-CS-(BANNER, ORACLE, ELLUCIAN									
			16	021200	300,000.00	16	021200	16	212107	Y	
		** Increase in SL Allocation **			300,000.00						
16	212108	USF-CS-SOFTWARE/MAINT/RENEW									
			16	021200	75,000.00	16	021200	16	212108	Y	
		** Increase in SL Allocation **			75,000.00						
16	212200	USF-LIBRARY									
			16	021200	1,845,364.00	16	021200	16	212200	Y	
		** Increase in SL Allocation **			1,845,364.00						

Printed on a Xerox 9700 Laser Printing System at the Computing Services Center / Texas A&M University

Form: URGB01 (02/05/85)

CC	Account	Transaction Description	Offset CC	Offset Account	Amount	Actual Entry From CC	Actual Entry From Account	Actual Entry To CC	Actual Entry To Account	Feed	Mand
16	212201	USF-UNIVERSITY ASSESSMENT									
			16	021200	388,301.00	16	021200	16	212201	Y	
		** Increase in SL Allocation **			388,301.00						
16	212202	USF-LIBRARY-GENERAL & MISCELLANE									
			16	021200	341,800.00	16	021200	16	212202	Y	
		** Increase in SL Allocation **			341,800.00						
16	212300	USF-COAS-INSTRUCTIONAL ENHANCEME									
			16	021200	335,045.00	16	021200	16	212300	Y	
		** Increase in SL Allocation **			335,045.00						
16	212400	USF-COED-INSTRUCTIONAL ENHANCEME									
			16	021200	117,223.00	16	021200	16	212400	Y	
		** Increase in SL Allocation **			117,223.00						
16	212500	USF-ARSB-INSTRUCTIONAL ENHANCEME									
			16	021200	40,396.00	16	021200	16	212500	Y	
		** Increase in SL Allocation **			40,396.00						
16	212600	USF-CNHS-INSTRUCTIONAL ENHANCEME									
			16	021200	85,532.00	16	021200	16	212600	Y	
		** Increase in SL Allocation **			85,532.00						
16	212601	USF-CNHS ADVISOR									
			16	021200	42,210.00	16	021200	16	212601	Y	
		** Increase in SL Allocation **			42,210.00						
16	212700	USF-UC-INSTRUCTIONAL ENHANCEMENT									
			16	021200	1,400.00	16	021200	16	212700	Y	
		** Increase in SL Allocation **			1,400.00						
16	212701	USF-ADVISING									
			16	021200	453,329.00	16	021200	16	212701	Y	
		** Increase in SL Allocation **			453,329.00						
16	212702	USF-UC WRITING CENTER									
			16	021200	168,623.00	16	021200	16	212702	Y	
		** Increase in SL Allocation **			168,623.00						
16	212703	USF-UC LEARNING CENTER									
			16	021200	158,704.00	16	021200	16	212703	Y	
		** Increase in SL Allocation **			158,704.00						
16	212800	USF-INTERNATIONAL EDUCATION									
			16	021200	58,000.00	16	021200	16	212800	Y	
		** Increase in SL Allocation **			58,000.00						

Printed on a Xerox 9700 Laser Printing System at the Computing Services Center / Texas A&M University

Form: URGB01 (02/05/85)

CC	Account	Transaction Description	--- Offset --- CC	Account	Amount	-------- Actual Entry --------- ---- From ----- CC	Account	----- To ------ CC	Account	Feed	Mand
16	212801	USF-STUDY ABROAD SCHOOL									
			16	021200	10,000.00	16	021200	16	212801	Y	
		** Increase in SL Allocation **			10,000.00						
16	212802	USF-ENDOW STUDENT SCHOLARSHIP									
			16	021200	10,000.00	16	021200	16	212802	Y	
		** Increase in SL Allocation **			10,000.00						
16	240000	IDC FROM GRANTS & CONTRACTS									
			16	024000	227,199.00-	16	240000	16	024000	Y	
		** Decrease in SL Allocation **			227,199.00-						
16	240030	IDC-NR-REV&EXP-GRADUATE SCHOOL									
			16	024000	20,000.00	16	024000	16	240030	Y	
		** Increase in SL Allocation **			20,000.00						
16	240040	IDC-REV&EXP-RESEARCH & SPONSORED									
			16	024000	111,752.00	16	024000	16	240040	Y	
		** Increase in SL Allocation **			111,752.00						
16	240101	IDC-RESEARCH ASSISTANTS									
			16	024000	95,447.00	16	024000	16	240101	Y	
		** Increase in SL Allocation **			95,447.00						
16	270001	STUDENT SERVICE FEE-FALL									
			16	027000	1,658,393.00-	16	270001	16	027000	Y	
		** Decrease in SL Allocation **			1,658,393.00-						
16	270002	STUDENT SERVICE FEE-SPRING									
			16	027000	1,525,341.00-	16	270002	16	027000	Y	
		** Decrease in SL Allocation **			1,525,341.00-						
16	270003	STUDENT SERVICE FEE-SUMMER									
			16	027000	438,936.00-	16	270003	16	027000	Y	
		** Decrease in SL Allocation **			438,936.00-						
16	270005	SSF-STUDENT GOVERNMENT ASSOCIATI									
			16	027000	38,500.00	16	027000	16	270005	Y	
		** Increase in SL Allocation **			38,500.00						
16	270006	SSF-RECRUITMENT & SCHOOL RELATIO									
			16	027000	942,296.00	16	027000	16	270006	Y	
		** Increase in SL Allocation **			942,296.00						
16	270007	SSF-GENERAL & MISCELLANEOUS SERV									
			16	027000	126,891.00	16	027000	16	270007	Y	
		** Increase in SL Allocation **			126,891.00						

Printed on a Xerox 9700 Laser Printing System at the Computing Services Center / Texas A&M University

Form: URGB01 (02/05/85)

CC	Account	Transaction Description	--- Offset --- CC	Account	Amount	-------- Actual Entry --------- ---- From ----- CC	Account	----- To ------ CC	Account	Feed	Mand
16	270008	SSF-UNALLOCATED SALARIES									
			16	027000	85,000.00	16	027000	16	270008	Y	
		** Increase in SL Allocation **			85,000.00						
16	270009	SSF-FINANCIAL AID									
			16	027000	798,092.00	16	027000	16	270009	Y	
		** Increase in SL Allocation **			798,092.00						
16	270010	SSF-OFFICE OF ADMISSIONS									
			16	027000	433,951.00	16	027000	16	270010	Y	
		** Increase in SL Allocation **			433,951.00						
16	270011	SSF-UNIVERSITY REGISTRAR									
			16	027000	108,322.00	16	027000	16	270011	Y	
		** Increase in SL Allocation **			108,322.00						
16	270012	SSF-STUDENT ORIENTATION									
			16	027000	20,000.00	16	027000	16	270012	Y	
		** Increase in SL Allocation **			20,000.00						
16	270014	SSF-STUDENT NEWSPAPER									
			16	027000	14,400.00	16	027000	16	270014	Y	
		** Increase in SL Allocation **			14,400.00						
16	270017	SSF-STUDENT SUCCESS									
			16	027000	94,077.00	16	027000	16	270017	Y	
		** Increase in SL Allocation **			94,077.00						
16	270018	SSF-CAMPUS ACTIVITIES BOARD									
			16	027000	40,000.00	16	027000	16	270018	Y	
		** Increase in SL Allocation **			40,000.00						
16	270019	SSF-STUDENT TRAVEL									
			16	027000	20,000.00	16	027000	16	270019	Y	
		** Increase in SL Allocation **			20,000.00						
16	270021	SSF-STUDENT LIFE SPECIAL EVENTS									
			16	027000	14,450.00	16	027000	16	270021	Y	
		** Increase in SL Allocation **			14,450.00						
16	270022	SSF-V.P. FOR STUDENT SUCCESS									
			16	027000	148,836.00	16	027000	16	270022	Y	
		** Increase in SL Allocation **			148,836.00						
16	270023	SSF-STUDENT COUNSELING									
			16	027000	478,539.00	16	027000	16	270023	Y	
		** Increase in SL Allocation **			478,539.00						

Printed on a Xerox 9700 Laser Printing System at the Computing Services Center / Texas A&M University

Form: URGB01 (02/05/85)

CC	Account	Transaction Description	--- Offset --- CC	Account	Amount	-------- Actual Entry --------- ---- From ----- CC	Account	----- To ------ CC	Account	Feed	Mand
16	270024	SSF-STUDENT ACT AND LEADERSHIP									
			16	027000	136,771.00	16	027000	16	270024	Y	
		** Increase in SL Allocation **			136,771.00						
16	270025	SSF-STUDENT CONDUCT									
			16	027000	122,545.00	16	027000	16	270025	Y	
		** Increase in SL Allocation **			122,545.00						
16	300360	REC SPORTS FEE-FALL									
			16	030036	570,948.00-	16	300360	16	030036	Y	
		** Decrease in SL Allocation **			570,948.00-						
16	300361	REC SPORTS FEE-SPRING									
			16	030036	530,560.00-	16	300361	16	030036	Y	
		** Decrease in SL Allocation **			530,560.00-						
16	300362	REC SPORTS FEE-SUMMER									
			16	030036	146,456.00-	16	300362	16	030036	Y	
		** Decrease in SL Allocation **			146,456.00-						
16	300364	RSF-RECREATIONAL SPORTS									
			16	030036	828,393.00	16	030036	16	300364	Y	
		** Increase in SL Allocation **			828,393.00						
16	300367	REC SPORTS FEE - GENERAL & MISC									
			16	030036	179,368.00	16	030036	16	300367	Y	
		** Increase in SL Allocation **			179,368.00						
16	303000	STUDENT CENTER FEE-FALL									
			16	030300	612,129.00-	16	303000	16	030300	Y	
		** Decrease in SL Allocation **			612,129.00-						
16	303001	STUDENT CENTER FEE-SPRING									
			16	030300	562,455.00-	16	303001	16	030300	Y	
		** Decrease in SL Allocation **			562,455.00-						
16	303002	STUDENT CENTER FEE-SUMMER									
			16	030300	103,193.00-	16	303002	16	030300	Y	
		** Decrease in SL Allocation **			103,193.00-						
16	303004	SCF-COMMUNITY RELATIONS & SPECIA									
			16	030300	199,242.00	16	030300	16	303004	Y	
		** Increase in SL Allocation **			199,242.00						
16	303006	SCF-GENERAL & MISCELLANEOUS									
			16	030300	293,863.00	16	030300	16	303006	Y	
		** Increase in SL Allocation **			293,863.00						

Printed on a Xerox 9700 Laser Printing System at the Computing Services Center / Texas A&M University

Form: URGB01 (02/05/85)

CC	Account	Transaction Description	--- Offset --- CC	Account	Amount	-------- Actual Entry --------- ---- From ----- CC	Account	----- To ------ CC	Account	Feed	Mand
16	303097	HEALTH FEE-FALL									
			16	030031	298,634.00-	16	303097	16	030031	Y	
		** Decrease in SL Allocation **			298,634.00-						
16	303098	HEALTH FEE-SPRING									
			16	030031	281,063.00-	16	303098	16	030031	Y	
		** Decrease in SL Allocation **			281,063.00-						
16	303099	HEALTH FEE-SUMMER									
			16	030031	80,296.00-	16	303099	16	030031	Y	
		** Decrease in SL Allocation **			80,296.00-						
16	303101	HF - HEALTH SERVICE CENTER									
			16	030031	430,283.00	16	030031	16	303101	Y	
		** Increase in SL Allocation **			430,283.00						
16	303102	HF - HEALTH FEE - GENERAL & MISC									
			16	030031	75,792.00	16	030031	16	303102	Y	
		** Increase in SL Allocation **			75,792.00						
16	303104	HF - STUDENT DISABILITY SERVICES									
			16	030031	25,000.00	16	030031	16	303104	Y	
		** Increase in SL Allocation **			25,000.00						
16	303105	HF - DISABILITY SERVICES									
			16	030031	66,679.00	16	030031	16	303105	Y	
		** Increase in SL Allocation **			66,679.00						
16	303110	HF - STUDENT COUNSELING									
			16	030031	62,239.00	16	030031	16	303110	Y	
		** Increase in SL Allocation **			62,239.00						
16	304001	ATHLETIC FEE-FALL									
			16	030400	1,819,901.00-	16	304001	16	030400	Y	
		** Decrease in SL Allocation **			1,819,901.00-						
16	304002	ATHLETIC FEE-SPRING									
			16	030400	1,679,119.00-	16	304002	16	030400	Y	
		** Decrease in SL Allocation **			1,679,119.00-						
16	304003	ATHLETIC FEE-SUMMER									
			16	030400	336,169.00-	16	304003	16	030400	Y	
		** Decrease in SL Allocation **			336,169.00-						
16	304005	ATH-F ATHLETIC DEPARTMENT									
			16	030400	1,347,097.00	16	030400	16	304005	Y	
		** Increase in SL Allocation **			1,347,097.00						

Printed on a Xerox 9700 Laser Printing System at the Computing Services Center / Texas A&M University

Form: URGB01 (02/05/85)

CC	Account	Transaction Description	--- Offset --- CC	Account	Amount	-------- Actual Entry --------- ---- From ----- CC	Account	----- To ------ CC	Account	Feed	Mand
16	304006	ATH-F MEN'S GOLF									
			16	030400	67,326.00	16	030400	16	304006	Y	
		** Increase in SL Allocation **			67,326.00						
16	304007	ATH-F WOMEN'S GOLF									
			16	030400	60,826.00	16	030400	16	304007	Y	
		** Increase in SL Allocation **			60,826.00						
16	304008	ATH-F MEN'S CROSS-COUNTRY									
			16	030400	39,545.00	16	030400	16	304008	Y	
		** Increase in SL Allocation **			39,545.00						
16	304009	ATH-F WOMEN'S CROSS-COUNTR									
			16	030400	39,345.00	16	030400	16	304009	Y	
		** Increase in SL Allocation **			39,345.00						
16	304010	ATH-F GENERAL & MISC									
			16	030400	399,761.00	16	030400	16	304010	Y	
		** Increase in SL Allocation **			399,761.00						
16	304011	ATH-F TRAINER SUPPLIES & T									
			16	030400	149,468.00	16	030400	16	304011	Y	
		** Increase in SL Allocation **			149,468.00						
16	304012	ATH-F CHEER TEAM									
			16	030400	55,006.00	16	030400	16	304012	Y	
		** Increase in SL Allocation **			55,006.00						
16	304013	ATH-F MEN'S BASKETBALL									
			16	030400	320,183.00	16	030400	16	304013	Y	
		** Increase in SL Allocation **			320,183.00						
16	304014	ATH-F WOMEN'S BASKETBALL									
			16	030400	265,564.00	16	030400	16	304014	Y	
		** Increase in SL Allocation **			265,564.00						
16	304016	ATH-F MEN'S BASEBALL									
			16	030400	222,949.00	16	030400	16	304016	Y	
		** Increase in SL Allocation **			222,949.00						
16	304017	ATH-F WOMEN'S SOFTBALL									
			16	030400	246,395.00	16	030400	16	304017	Y	
		** Increase in SL Allocation **			246,395.00						
16	304018	ATH-F MEN'S SOCCER									
			16	030400	228,029.00	16	030400	16	304018	Y	
		** Increase in SL Allocation **			228,029.00						

Printed on a Xerox 9700 Laser Printing System at the Computing Services Center / Texas A&M University

Form: URGB01 (02/05/85)

CC	Account	Transaction Description	--- Offset --- CC	Account	Amount	-------- Actual Entry --------- ---- From ----- CC	Account	----- To ------ CC	Account	Feed	Mand
16	304019	ATH-F WOMEN'S SOCCER									
			16	030400	185,857.00	16	030400	16	304019	Y	
		** Increase in SL Allocation **			185,857.00						
16	304021	ATH-F WOMEN'S VOLLEYBALL									
			16	030400	207,838.00	16	030400	16	304021	Y	
		** Increase in SL Allocation **			207,838.00						
16	305001	STUDENT ORIENTATION FEE-FALL									
			16	030500	129,183.00-	16	305001	16	030500	Y	
		** Decrease in SL Allocation **			129,183.00-						
16	305002	STUDENT ORIENTATION FEE-SPRING									
			16	030500	24,451.00-	16	305002	16	030500	Y	
		** Decrease in SL Allocation **			24,451.00-						
16	305003	STUDENT ORIENTATION FEE-SUMMER									
			16	030500	11,366.00-	16	305003	16	030500	Y	
		** Decrease in SL Allocation **			11,366.00-						
16	305005	STUDENT ORIENTATION FEE-GEN & MI									
			16	030500	165,000.00	16	030500	16	305005	Y	
		** Increase in SL Allocation **			165,000.00						

Printed on a Xerox 9700 Laser Printing System at the Computing Services Center / Texas A&M University

			Offset		Actual Entry			
					From		To	
CC	Account	Transaction Description	CC	Account	Amount	CC	Account	CC	Account	Feed	Mand
--	----------	----------	--	----------	----------	--	----------	--	----------	----	----

****
* *
* BLANK PAGE *
* *
****

Form: URGB01 (02/05/85)
Printed on a Xerox 9700 Laser Printing System at the Computing Services Center / Texas A&M University

Form: URGB01 (02/05/85)

Account	Name	Section	Page
100001-	LEGISLATIVE APPROPRIATION	2	1
100002-	GROUP INSURANCE PREMIUMS	2	1
100003-	HIGHER EDUCATION ASSISTANCE FUND	2	1
100005-	OASI CONTRIBUTION	2	1
100008-	COMPREHENSIVE RESEARCH FUND	2	1
100011-	STATE BENEFITS PAID BY STATE	2	1
100022-	TUITION FEES-FALL	2	1
100023-	TUITION FEES-SPRING	2	1
100024-	TUITION FEES-SUMMER	2	1
100026-	LAB FEES-FALL	2	1
100027-	LAB FEES-SPRING	2	2
100028-	LAB FEES-SUMMER	2	2
100030-	LATE FEES-FALL	2	2
100031-	LATE FEES-SPRING	2	2
100032-	LATE FEES-SUMMER	2	2
100035-	ADMINISTRATIVE & INSTRUCTIONAL SALE	2	2
100038-	INTEREST FROM INVESTMENTS ED & GEN	2	2
100043-	REMISSIONS AND EXEMPTIONS	2	2
100052-	TUITION FEES-FALL NON-RESIDENT	2	2
100053-	TUITION FEES-SPRING NON-RESIDENT	2	2
100054-	TUITION FEES-SUMMER-NON-RESIDENT	2	3
120001-	PRESIDENTS OFFICE	2	3
120007-	HUMAN RESOURCE OFFICE	2	3
120010-	INSTITUTIONAL RESEARCH	2	3
120012-	PROVOST & VP FOR ACADEMIC AFFAIRS	2	3
121007-	UNEMPLOYMENT COMPENSATION	2	3
121201-	COMPUTER CENTER	2	3
121202-	GENERAL AND MISCELLANEOUS	2	3
121204-	PUBLIC RELATIONS,MKT,& INFO SYSTEMS	2	3
121210-	OFFICE OF GRADUATE STUDIES	2	4
121213-	UNALLOCATED SALARIES	2	4
121216-	ACADEMIC QUALITY ASSURANCE AND COLL	2	4
121217-	CENTER FOR EARTH & ENVIRON. STUDIES	2	4
121218-	EDUCATOR, PREPARATION AND CERTIFICA	2	4
121219-	SPECIAL PROGRAMS	2	4
121221-	UNIVERSITY COLLEGE	2	4
121224-	QEP-ACT ON IDEAS	2	4
121225-	RESEARCH AND SPONSORED PROJECTS	2	5
121227-	GRADUATE ASSISTANTS (GRAD FUNDS)	2	5
121231-	OIT-INSTRUCTIONAL TECHNOLOGY	2	5
121232-	COST SHARE - AMERICORPS VISTA	2	5
121233-	UNIVERSITY COLLEGE LEARNING CENTER	2	5
121234-	UNIVERSITY COLLEGE WRITING CENTER	2	5
121801-	COST SHARE - MHM JUNTOS	2	5
130005-	SCHOOL OF ENGINEERING	2	5
130210-	COLLEGE OF NURSING & HEALTH SCI-NUR	2	5
130711-	COST SHARE - GEAR-UP 4	2	6
130712-	DEPT OF HUMANITIES	2	6
130713-	DEPARTMENT OF SOCIAL SCIENCES	2	6
130714-	DEPT OF PSYCHOLOGY & COMMUNICATION	2	6
130717-	DIVISION OF INT'L BANKING & FIN STU	2	6

Printed on a Xerox 9700 Laser Printing System at the Computing Services Center / Texas A&M University

Form: URGB01 (02/05/85)

Account	Name	Section	Page
130718-	DIVISION OF INT'L BUSINESS & TECH S	2	6
130723-	DEPT OF CURR. AND PEDAGOGY	2	6
130725-	DEPT OF PROFESSIONAL PROGS.	2	7
130728-	COLLEGE OF ART & SCIENCES LAB FEE	2	7
130731-	DEPT OF FINE & PERF ARTS	2	7
130732-	DEPT OF MATHEMATICS & PHYSICS	2	7
130733-	DEPT OF BIOLOGY & CHEMISTRY	2	7
137001-	DEAN FOR ARTS AND SCIENCES	2	7
137002-	RECORDS/DEGREE AUDIT	2	7
137003-	DEAN A.R.SANCHEZ SCHOOL OF BUSINESS	2	8
137005-	DEAN OF EDUCATION	2	8
137008-	DEAN-COLLEGE OF NURSING & HEALTH SC	2	8
140001-	LIBRARY	2	8
141001-	HEAF-GENERAL FUND	2	8
145002-	ENVIRONMENTAL AND HEALTH SAFETY	2	8
145300-	CENTRAL RECEIVING	2	8
145501-	UNIVERSITY POLICE DEPARTMENT	2	8
150008-	COMPREHENSIVE RESEARCH FUND	2	8
150021-	INSTITUTE FOR INTERNATIONAL TRADE	2	9
150022-	IIT - TEXAS CENTER	2	9
150031-	TCBEED	2	9
150046-	STUDY OF WESTERN HEMISPHERIC TRADE	2	9
150080-	SMALL BUSINESS DEVELOPMENT CENTER	2	9
151600-	STATE BENEFITS PAID BY STATE (IN)	2	9
151601-	STATE BENEFITS PAID BY STATE (RS)	2	9
151602-	STATE BENEFITS PAID BY STATE (PS)	2	9
151603-	STATE BENEFITS PAID BY STATE (AS)	2	10
151604-	STATE BENEFITS PAID BY STATE (SS)	2	10
151605-	STATE BENEFITS PAID BY STATE (IS)	2	10
151606-	STATE BENEFITS PAID BY STATE (PL)	2	10
151620-	STATE BENEFITS PAID BY STATE (IN)	2	10
151621-	STATE BENEFITS PAID BY STATE (RS)	2	10
151622-	STATE BENEFITS PAID BY STATE (PS)	2	10
151623-	STATE BENEFITS PAID BY STATE (AS)	2	10
151624-	STATE BENEFITS PAID BY STATE (SS)	2	10
151625-	STATE BENEFITS PAID BY STATE (IS)	2	10
151626-	STATE BENEFITS PAID BY STATE (PL)	2	11
151650-	ORP-SUPPL & DIFFERENTIAL (IN)	2	11
151651-	ORP-SUPPL & DIFFERENTIAL (RS)	2	11
151653-	ORP-SUPPL & DIFFERENTIAL (AS)	2	11
151655-	ORP-SUPPL & DIFFERENTIAL (IS)	2	11
151700-	REMISSIONS AND EXEMPTIONS	2	11
154002-	IE-DIV OF INT'L BUSINESS & TECH	2	11
154003-	IE-DEPARTMENT OF HUMANITIES	2	11
154004-	IE-DEPARTMENT OF SOCIAL SCIENCES	2	11
154009-	IE-DEPT OF CURRICULUM & PEDAGOGY	2	11
154012-	IE-DIV OF INT'L BANKING & FINANCE	2	12
154017-	IE-DEPT OF MATHEMATICS & PHYSICS	2	12
154018-	IE-DEPARTMENT OF BIOLOGY&CHEMISTRY	2	12
154019-	IE-DEPARTMENT FINE&PERFORMING ARTS	2	12
156001-	SF-UNIVERSITY COLLEGE ACADEMIC SUPP	2	12

Printed on a Xerox 9700 Laser Printing System at the Computing Services Center / Texas A&M University

Form: URGB01 (02/05/85)

Account	Name	Section	Page
156002-	SF-UNIVERSITY COLLEGE INSTRUCTION	2	12
158001-	ACSS-UNIVERSITY COLLEGE	2	12
158002-	ACSS-PHD PROGRAMS	2	12
158004-	ACSS-DIV OF INT'L BUSINESS & TECHNO	2	12
158005-	ACSS-DEPT OF PSYCHOLOGY & COMMUNICA	2	12
170002-	TPEG SET-ASIDES 10%	2	13
199999-	TUITION DISCOUNTING - E&G	2	13
210001-	PRESIDENT'S OFFICE FUND	3	1
210100-	BUSINESS OFFICE ADMINISTRATIVE FEE	3	1
210101-	BOAF-BUSINESS OFFICE OPERATIONS	3	1
210102-	BOAF-PAYMENT PROCESSING CRCDX	3	1
210110-	TPEG RESIDENT UNDERGRADUATE GRANT	3	1
210111-	TPEG NON-RESIDENT UNDERGRAD GRANT	3	1
210115-	TPEG RESIDENT GRADUATE GRANT	3	1
210116-	TPEG NON-RESIDENT GRADUATE GRANT	3	1
210120-	DT-RESIDENT UNDERGRAD SCHOLARSHIP	3	1
210121-	DT-RESIDENT GRADUATE SCHOLARSHIP	3	2
210130-	DESIGNATED TUITION REVENUE-FALL	3	2
210131-	DESIGNATED TUITION REVENUE-SPRING	3	2
210132-	DESIGNATED TUITION REVENUE-SUMMER	3	2
210136-	DT-SYSTEM OPERATIONS	3	2
210137-	DT-HUB	3	2
210139-	DT-SUMMER SCHOOL FACULTY SALARIES	3	2
210140-	DT-INTEREST FROM INVESTMENTS	3	2
210141-	DT-UNIVERSITY COMPLIANCE	3	2
210155-	DT-FINANCIAL AID GENERAL MATCHING	3	3
210157-	DT-PRESIDENTIAL SCHOLARSHIPS (FY19)	3	3
210160-	DT-MISCELLANEOUS ACCOUNT	3	3
210163-	DT-TAMIU TED/LEADERSHIP EXPERIENCE	3	3
210164-	DT-COMPUTER SUPPORT	3	3
210167-	DT-HOUSING SHORTFALL	3	3
210168-	DT-REMISSIONS AND EXEMPTIONS	3	3
210170-	DT-STUDENT SUCCESS SCHOLARSHIPS	3	3
210171-	DT-CUSTODIAL SERVICES	3	3
210175-	DT-VPFA	3	4
210176-	DT-PROVOST & VPAA	3	4
210177-	DT-COMMUNITY RELATIONS & SPECIAL EV	3	4
210179-	DT-PURCHASING DEPARTMENT	3	4
210180-	DT-HUMAN RESOURCES (TRAVEL & M&O)	3	4
210181-	DT-BUDGET, PAYROLL & FISCAL ANALYSI	3	4
210182-	DT-GENERAL SERVICES-SSC	3	4
210183-	DT-UNIVERSITY POLICE DEPT (TRAVEL)	3	5
210184-	DT-GENERAL SERVICES OT	3	5
210186-	DT-CONCURRENT ENROLLMENT SCHOLARSH	3	5
210188-	DT-PUBLIC AFFAIRS (TRAVEL AND M&O)	3	5
210190-	DT-DEAN ARTS/SCIENCES (TRVL & M&O)	3	5
210193-	DT-START UP RESEARCH FUNDS (MAIN)	3	5
210196-	DT-FACULTY RECRUITMENT	3	5
210197-	DT-FINANCIAL AID SCHOLARSHIP	3	5
210200-	DT-COMPTROLLER/BUSINESS OFFICE	3	5
210201-	DT-UNALLOCATED SALARIES	3	6

Printed on a Xerox 9700 Laser Printing System at the Computing Services Center / Texas A&M University

Form: URGB01 (02/05/85)

Account	Name	Section	Page
210205-	DT-INSTRUCTIONAL FACILITIES	3	6
210206-	DT-INTERNATIONAL STUDENT SERVICES	3	6
210208-	DT-THEATER (M&O)	3	6
210209-	DT-R.O.T.C.	3	6
210210-	DT-DFPA FUNDS (M&O)	3	6
210211-	DT-CAREER SERVICES	3	6
210212-	DT-STUDENT LIFE	3	6
210214-	DT-UNIVERSITY HONORS PROGRAM	3	7
210216-	DT-PROF-CENTER (PROF RESOURCES)	3	7
210217-	DT-ATHLETICS SCHOLARSHIP	3	7
210219-	DT-AVPA (TRAVEL & M&O)	3	7
210221-	DT-FACULTY ADJUNCT SALARIES	3	7
210222-	DT-CONTINUING EDUCATION (SALARIES)	3	7
210223-	DT-SCHOOL OF ENGINEERING	3	7
210226-	DT-WORK STUDY TAMIU (DEFAULT)	3	7
210227-	DT-SECRETARIAL SERVICES	3	7
210245-	DT-FACULTY RESEARCH	3	8
210246-	DT-SELF-INSURED PROPERTY PROGRAM-PR	3	8
210247-	DT-V.P. FOR STUDENT SUCCESS	3	8
210250-	DT-DEFERRED COMPENSATION CEO	3	8
210255-	DT-BINATIONAL CENTER	3	8
210261-	DT-UC (TRAVEL & M&O)	3	8
210263-	DT-SYSTEM SHARED SERVICES	3	8
210264-	DT-PHD PROGRAM (TRAVEL & M&O)	3	8
210266-	DT-INTERNATIONAL TRADE JOURNAL	3	9
210267-	DT-EDUCATOR, PREP, CERT (TRVL & MO)	3	9
210268-	DT-VP FOR INSTITUTIONAL ADVANCEMENT	3	9
210269-	DT-DEPT OF HUMANITIES (M&O)	3	9
210270-	DT-FACULTY ATHLETIC REPRESENTATIVE	3	9
210271-	DT-DEPT. OF SOCIAL SCIENCES (M&O)	3	9
210272-	DT-DEPT OF PSYC & COMMUN (M&0)	3	9
210273-	DT-DEPT OF MATH & PHYSICS (M&O)	3	9
210274-	DT-DEPT OF BIOLOGY & CHEMISTRY (M&O	3	9
210275-	DT-PHYSICAL PLANT SPECIAL PROJECTS	3	10
210276-	DT-TEXAS ACADEMY OF INT'L STUDIES	3	10
210287-	DT-ATHLETIC ACADEMIC COORDINATOR	3	10
210290-	DT-CASA ORTIZ	3	10
210291-	DT-ENVIRONMENTAL & HEALTH SAFETY	3	10
210292-	DT-AQAC (TRAVEL & M&O)	3	10
210293-	DT-CENTER FOR EARTH & ENV. STUDIES	3	10
210294-	DT-QEP (TRAVEL & M&O)	3	10
210296-	DT-FACULTY SENATE	3	10
210297-	DT-ARSB (TRAVEL AND M&O)	3	11
210298-	DT-COED (TRAVEL & M&O)	3	11
210299-	DT-RESERVES (SET ASIDES)	3	11
210303-	DT-DEPT OF CURR & PEDAGOGY (M&O)	3	11
210305-	DT-DEPT OF PROF PROGRAMS (M&O)	3	11
210306-	DT-DIV OF INTL BUS&TECH (M&O)	3	11
210307-	DT-CNHS (TRAVEL & M&O)	3	11
210308-	DT-DIV OF INTL BK & FIN (M&O)	3	11
210309-	DT-GRANTS & CONTRACTS (TRAVEL & M&O	3	11

Printed on a Xerox 9700 Laser Printing System at the Computing Services Center / Texas A&M University

Form: URGB01 (02/05/85)

Account	Name	Section	Page
210310-	DT-UNIVERSITY COLLEGE-COMMON READ	3	12
210311-	DT-ATHLETIC COMPLIANCE	3	12
210313-	DT-PRES SCHOLARSHIP TRANSFERS (C)	3	12
210314-	DT-PRES SCHOLARSHIP TRANSFERS (D)	3	12
210600-	INTERNATIONAL LANGUAGE INSTITUTE	3	12
212000-	UNIVERSITY SERVICE FEE-FALL	3	12
212001-	UNIVERSITY SERVICE FEE-SPRING	3	12
212002-	UNIVERSITY SERVICE FEE-SUMMER	3	12
212011-	USF-CAMPUS CARD SERVICE	3	13
212012-	USF-SAFETY & INFRASTRUCTURE	3	13
212013-	USF-ENDOWED SCHOLARSHIPS	3	13
212014-	USF-UNALLOCATED SALARIES	3	13
212015-	USF-RESERVES (SET-ASIDES - M&O)	3	13
212016-	USF-UTILITIES	3	13
212017-	USF-TOUCHNET	3	13
212020-	USF-GENERAL & MISCELLANEOUS	3	13
212100-	USF-COMPUTER SUPPORT OPERATIONS	3	13
212101-	USF-CS-INSTRUCTIONAL TECH/LAB SUPPO	3	14
212102-	USF-CS-INSTRUCTIONAL TECH/DIST EDU	3	14
212103-	USF-CS-BANNER SERVICES & OPERATIONS	3	14
212104-	USF-CS-COMPUTING/INFO SERVICES	3	14
212105-	USF-COMPUTER SUPPORT (M&O)	3	14
212106-	USF-CS-ELLUCIAN CONSULTANTS	3	14
212107-	USF-CS-(BANNER, ORACLE, ELLUCIAN)	3	14
212108-	USF-CS-SOFTWARE/MAINT/RENEW	3	15
212200-	USF-LIBRARY	3	15
212201-	USF-UNIVERSITY ASSESSMENT	3	15
212202-	USF-LIBRARY-GENERAL & MISCELLANEOUS	3	15
212300-	USF-COAS-INSTRUCTIONAL ENHANCEMENT	3	15
212400-	USF-COED-INSTRUCTIONAL ENHANCEMENT	3	15
212500-	USF-ARSB-INSTRUCTIONAL ENHANCEMENT	3	15
212600-	USF-CNHS-INSTRUCTIONAL ENHANCEMENT	3	15
212601-	USF-CNHS ADVISOR	3	16
212700-	USF-UC-INSTRUCTIONAL ENHANCEMENT	3	16
212701-	USF-ADVISING	3	16
212702-	USF-UC WRITING CENTER	3	16
212703-	USF-UC LEARNING CENTER	3	16
212800-	USF-INTERNATIONAL EDUCATION	3	16
212801-	USF-STUDY ABROAD SCHOOL	3	16
212802-	USF-ENDOW STUDENT SCHOLARSHIP	3	16
218030-	SERVICE DEPARTMENT-POSTAGE	4	1
218040-	SERVICE DEPARTMENT-PRINTING & SUPPO	4	1
218050-	SERVICE DEPARTMENT-PAPER SUPPLY	4	1
230055-	TESTING CENTER	3	17
230062-	UNEMPLOYMENT COMPENSATION INSURANCE	4	1
240000-	IDC FROM GRANTS & CONTRACTS	3	17
240030-	IDC-NR-REV&EXP-GRADUATE SCHOOL	3	17
240040-	IDC-REV&EXP-RESEARCH & SPONSORED PR	3	17
240101-	IDC-RESEARCH ASSISTANTS	3	17
250001-	LUMP SUM RESERVE SERVICE CENTER DES	4	1
270001-	STUDENT SERVICE FEE-FALL	3	17

Printed on a Xerox 9700 Laser Printing System at the Computing Services Center / Texas A&M University

Form: URGB01 (02/05/85)

Account	Name	Section	Page
270002-	STUDENT SERVICE FEE-SPRING	3	17
270003-	STUDENT SERVICE FEE-SUMMER	3	17
270005-	SSF-STUDENT GOVERNMENT ASSOCIATION	3	18
270006-	SSF-RECRUITMENT & SCHOOL RELATIONS	3	18
270007-	SSF-GENERAL & MISCELLANEOUS SERVICE	3	18
270008-	SSF-UNALLOCATED SALARIES	3	18
270009-	SSF-FINANCIAL AID	3	18
270010-	SSF-OFFICE OF ADMISSIONS	3	18
270011-	SSF-UNIVERSITY REGISTRAR	3	18
270012-	SSF-STUDENT ORIENTATION	3	19
270014-	SSF-STUDENT NEWSPAPER	3	19
270017-	SSF-STUDENT SUCCESS	3	19
270018-	SSF-CAMPUS ACTIVITIES BOARD	3	19
270019-	SSF-STUDENT TRAVEL	3	19
270021-	SSF-STUDENT LIFE SPECIAL EVENTS	3	19
270022-	SSF-V.P. FOR STUDENT SUCCESS	3	19
270023-	SSF-STUDENT COUNSELING	3	19
270024-	SSF-STUDENT ACT AND LEADERSHIP	3	20
270025-	SSF-STUDENT CONDUCT	3	20
299994-	TUITION DISCOUNTING - DESIGNATED	3	20
300120-	COMPUTER SUPPORT	5	1
300360-	REC SPORTS FEE-FALL	5	1
300361-	REC SPORTS FEE-SPRING	5	1
300362-	REC SPORTS FEE-SUMMER	5	1
300364-	RSF-RECREATIONAL SPORTS	5	1
300367-	REC SPORTS FEE - GENERAL & MISC	5	1
302000-	DIPLOMAS & COMMENCEMENT	5	1
302100-	CAMPUS FOOD SERVICE	5	2
302300-	CAMPUS BOOKSTORE-BARNES & NOBLE	5	2
303000-	STUDENT CENTER FEE-FALL	5	2
303001-	STUDENT CENTER FEE-SPRING	5	2
303002-	STUDENT CENTER FEE-SUMMER	5	2
303004-	SCF-COMMUNITY RELATIONS & SPECIAL	5	2
303006-	SCF-GENERAL & MISCELLANEOUS	5	2
303097-	HEALTH FEE-FALL	5	2
303098-	HEALTH FEE-SPRING	5	2
303099-	HEALTH FEE-SUMMER	5	3
303101-	HF - HEALTH SERVICE CENTER	5	3
303102-	HF - HEALTH FEE - GENERAL & MISC	5	3
303104-	HF - STUDENT DISABILITY SERVICES	5	3
303105-	HF - DISABILITY SERVICES	5	3
303110-	HF - STUDENT COUNSELING	5	3
303700-	RESIDENTIAL LEARNING CENTER	5	3
304001-	ATHLETIC FEE-FALL	5	3
304002-	ATHLETIC FEE-SPRING	5	4
304003-	ATHLETIC FEE-SUMMER	5	4
304005-	ATH-F ATHLETIC DEPARTMENT	5	4
304006-	ATH-F MEN'S GOLF	5	4
304007-	ATH-F WOMEN'S GOLF	5	4
304008-	ATH-F MEN'S CROSS-COUNTRY	5	4
304009-	ATH-F WOMEN'S CROSS-COUNTR	5	4

Printed on a Xerox 9700 Laser Printing System at the Computing Services Center / Texas A&M University

Form: URGB01 (02/05/85)

Account	Name	Section	Page
304010-	ATH-F GENERAL & MISC	5	5
304011-	ATH-F TRAINER SUPPLIES & T	5	5
304012-	ATH-F CHEER TEAM	5	5
304013-	ATH-F MEN'S BASKETBALL	5	5
304014-	ATH-F WOMEN'S BASKETBALL	5	5
304016-	ATH-F MEN'S BASEBALL	5	5
304017-	ATH-F WOMEN'S SOFTBALL	5	5
304018-	ATH-F MEN'S SOCCER	5	6
304019-	ATH-F WOMEN'S SOCCER	5	6
304021-	ATH-F WOMEN'S VOLLEYBALL	5	6
305001-	STUDENT ORIENTATION FEE-FALL	5	6
305002-	STUDENT ORIENTATION FEE-SPRING	5	6
305003-	STUDENT ORIENTATION FEE-SUMMER	5	6
305005-	STUDENT ORIENTATION FEE-GEN & MISC	5	6
349999-	TUITION DISCOUNTING - AUXILARY	5	7
415142-	COLLEGE WORKSTUDY 18-19	6	1
415182-	SEOG 18-19	6	1
415203-	PELL GRANT 18-19	6	1
420145-	SBDC-FEDERAL	6	1
420267-	TITLE V: FOCUS ON STUDENT SUCCESS	6	1
420282-	GEAR-UP 4	6	1
420316-	SEED TEACHER LEADERSHIP 17-18	6	2
420320-	TITLE V-BUILDING SCHOLARS	6	2
420322-	ADAPT-TX STANDING TALL AND INTERVEN	6	2
420325-	MHM-JUNTOS FOR BETTER HEALTH	6	2
420328-	TRIO 4-STUDENT SUPPORT SERVICES	6	2
420332-	SCAN PREVENTION PROJECT	6	3
420335-	SMERGE-CLIMATE CHANGE ASSESSMENT	6	3
420336-	EVAL. STATE PARTNERSHIP INITIATIVE	6	3
420338-	CAMP 3	6	3
420339-	AMERICORPS 2016-2019	6	3
420900-	MITIGATION TRICLOSAN IN ONION PLANT	6	4
421001-	ROBERT NOYCE TEACHER SCHOLARSHIP PR	6	4
421003-	NSF S-STEM CASC-AID	6	4
500032-	PROJECTED REVENUE-GIFTS	6	4
500033-	PROJECTED REVENUE-SALES & SERVICES	6	4
500034-	PROJECTED REVENUE-INVESTMENT INCOME	6	5
500035-	PROJECTED REVENUE-GRANTS	6	5
500139-	JAMP 2015-2019	6	5
500700-	TEXAS GRANT	6	5
500920-	PORTSMOUTH INTERPRETERS	6	5
501052-	SBDC-STATE	6	6
520120-	MHM-BUILDING NURSING CAPACITY	6	6
520123-	LEHNE FAMILY FUND	6	6
699999-	TUITION DISCOUNTING - RESTRICTED	6	6

Printed on a Xerox 9700 Laser Printing System at the Computing Services Center / Texas A&M University

Form: URGB01 (02/05/85)

Account	Name	Section	Page

****
* *
* BLANK PAGE *
* *
****

Printed on a Xerox 9700 Laser Printing System at the Computing Services Center / Texas A&M University

Form: URGB01 (02/05/85)

Name	Account	Section	Page
ACADEMIC QUALITY ASSURANCE AND COLL	121216-	2	4
ACSS-DEPT OF PSYCHOLOGY & COMMUNICA	158005-	2	12
ACSS-DIV OF INT'L BUSINESS & TECHNO	158004-	2	12
ACSS-PHD PROGRAMS	158002-	2	12
ACSS-UNIVERSITY COLLEGE	158001-	2	12
ADAPT-TX STANDING TALL AND INTERVEN	420322-	6	2
ADMINISTRATIVE & INSTRUCTIONAL SALE	100035-	2	2
AMERICORPS 2016-2019	420339-	6	3
ATH-F ATHLETIC DEPARTMENT	304005-	5	4
ATH-F CHEER TEAM	304012-	5	5
ATH-F GENERAL & MISC	304010-	5	5
ATH-F MEN'S BASEBALL	304016-	5	5
ATH-F MEN'S BASKETBALL	304013-	5	5
ATH-F MEN'S CROSS-COUNTRY	304008-	5	4
ATH-F MEN'S GOLF	304006-	5	4
ATH-F MEN'S SOCCER	304018-	5	6
ATH-F TRAINER SUPPLIES & T	304011-	5	5
ATH-F WOMEN'S BASKETBALL	304014-	5	5
ATH-F WOMEN'S CROSS-COUNTR	304009-	5	4
ATH-F WOMEN'S GOLF	304007-	5	4
ATH-F WOMEN'S SOCCER	304019-	5	6
ATH-F WOMEN'S SOFTBALL	304017-	5	5
ATH-F WOMEN'S VOLLEYBALL	304021-	5	6
ATHLETIC FEE-FALL	304001-	5	3
ATHLETIC FEE-SPRING	304002-	5	4
ATHLETIC FEE-SUMMER	304003-	5	4
BOAF-BUSINESS OFFICE OPERATIONS	210101-	3	1
BOAF-PAYMENT PROCESSING CRCDX	210102-	3	1
BUSINESS OFFICE ADMINISTRATIVE FEE	210100-	3	1
CAMP 3	420338-	6	3
CAMPUS BOOKSTORE-BARNES & NOBLE	302300-	5	2
CAMPUS FOOD SERVICE	302100-	5	2
CENTER FOR EARTH & ENVIRON. STUDIES	121217-	2	4
CENTRAL RECEIVING	145300-	2	8
COLLEGE OF ART & SCIENCES LAB FEE	130728-	2	7
COLLEGE OF NURSING & HEALTH SCI-NUR	130210-	2	5
COLLEGE WORKSTUDY 18-19	415142-	6	1
COMPREHENSIVE RESEARCH FUND	150008-	2	8
COMPREHENSIVE RESEARCH FUND	100008-	2	1
COMPUTER CENTER	121201-	2	3
COMPUTER SUPPORT	300120-	5	1
COST SHARE - AMERICORPS VISTA	121232-	2	5
COST SHARE - GEAR-UP 4	130711-	2	6
COST SHARE - MHM JUNTOS	121801-	2	5
DEAN A.R.SANCHEZ SCHOOL OF BUSINESS	137003-	2	8
DEAN FOR ARTS AND SCIENCES	137001-	2	7
DEAN OF EDUCATION	137005-	2	8
DEAN-COLLEGE OF NURSING & HEALTH SC	137008-	2	8
DEPARTMENT OF SOCIAL SCIENCES	130713-	2	6
DEPT OF BIOLOGY & CHEMISTRY	130733-	2	7
DEPT OF CURR. AND PEDAGOGY	130723-	2	6

Printed on a Xerox 9700 Laser Printing System at the Computing Services Center / Texas A&M University

Form: URGB01 (02/05/85)

Name	Account	Section	Page
DEPT OF FINE & PERF ARTS	130731-	2	7
DEPT OF HUMANITIES	130712-	2	6
DEPT OF MATHEMATICS & PHYSICS	130732-	2	7
DEPT OF PROFESSIONAL PROGS.	130725-	2	7
DEPT OF PSYCHOLOGY & COMMUNICATION	130714-	2	6
DESIGNATED TUITION REVENUE-FALL	210130-	3	2
DESIGNATED TUITION REVENUE-SPRING	210131-	3	2
DESIGNATED TUITION REVENUE-SUMMER	210132-	3	2
DIPLOMAS & COMMENCEMENT	302000-	5	1
DIVISION OF INT'L BANKING & FIN STU	130717-	2	6
DIVISION OF INT'L BUSINESS & TECH S	130718-	2	6
DT-AQAC (TRAVEL & M&O)	210292-	3	10
DT-ARSB (TRAVEL AND M&O)	210297-	3	11
DT-ATHLETIC ACADEMIC COORDINATOR	210287-	3	10
DT-ATHLETIC COMPLIANCE	210311-	3	12
DT-ATHLETICS SCHOLARSHIP	210217-	3	7
DT-AVPA (TRAVEL & M&O)	210219-	3	7
DT-BINATIONAL CENTER	210255-	3	8
DT-BUDGET, PAYROLL & FISCAL ANALYSI	210181-	3	4
DT-CAREER SERVICES	210211-	3	6
DT-CASA ORTIZ	210290-	3	10
DT-CENTER FOR EARTH & ENV. STUDIES	210293-	3	10
DT-CNHS (TRAVEL & M&O)	210307-	3	11
DT-COED (TRAVEL & M&O)	210298-	3	11
DT-COMMUNITY RELATIONS & SPECIAL EV	210177-	3	4
DT-COMPTROLLER/BUSINESS OFFICE	210200-	3	5
DT-COMPUTER SUPPORT	210164-	3	3
DT-CONCURRENT ENROLLMENT SCHOLARSH	210186-	3	5
DT-CONTINUING EDUCATION (SALARIES)	210222-	3	7
DT-CUSTODIAL SERVICES	210171-	3	3
DT-DEAN ARTS/SCIENCES (TRVL & M&O)	210190-	3	5
DT-DEFERRED COMPENSATION CEO	210250-	3	8
DT-DEPT OF BIOLOGY & CHEMISTRY (M&O	210274-	3	9
DT-DEPT OF CURR & PEDAGOGY (M&O)	210303-	3	11
DT-DEPT OF HUMANITIES (M&O)	210269-	3	9
DT-DEPT OF MATH & PHYSICS (M&O)	210273-	3	9
DT-DEPT OF PROF PROGRAMS (M&O)	210305-	3	11
DT-DEPT OF PSYC & COMMUN (M&0)	210272-	3	9
DT-DEPT. OF SOCIAL SCIENCES (M&O)	210271-	3	9
DT-DFPA FUNDS (M&O)	210210-	3	6
DT-DIV OF INTL BK & FIN (M&O)	210308-	3	11
DT-DIV OF INTL BUS&TECH (M&O)	210306-	3	11
DT-EDUCATOR, PREP, CERT (TRVL & MO)	210267-	3	9
DT-ENVIRONMENTAL & HEALTH SAFETY	210291-	3	10
DT-FACULTY ADJUNCT SALARIES	210221-	3	7
DT-FACULTY ATHLETIC REPRESENTATIVE	210270-	3	9
DT-FACULTY RECRUITMENT	210196-	3	5
DT-FACULTY RESEARCH	210245-	3	8
DT-FACULTY SENATE	210296-	3	10
DT-FINANCIAL AID GENERAL MATCHING	210155-	3	3
DT-FINANCIAL AID SCHOLARSHIP	210197-	3	5

Printed on a Xerox 9700 Laser Printing System at the Computing Services Center / Texas A&M University

Form: URGB01 (02/05/85)

Name	Account	Section	Page
DT-GENERAL SERVICES OT	210184-	3	5
DT-GENERAL SERVICES-SSC	210182-	3	4
DT-GRANTS & CONTRACTS (TRAVEL & M&O	210309-	3	11
DT-HOUSING SHORTFALL	210167-	3	3
DT-HUB	210137-	3	2
DT-HUMAN RESOURCES (TRAVEL & M&O)	210180-	3	4
DT-INSTRUCTIONAL FACILITIES	210205-	3	6
DT-INTEREST FROM INVESTMENTS	210140-	3	2
DT-INTERNATIONAL STUDENT SERVICES	210206-	3	6
DT-INTERNATIONAL TRADE JOURNAL	210266-	3	9
DT-MISCELLANEOUS ACCOUNT	210160-	3	3
DT-PHD PROGRAM (TRAVEL & M&O)	210264-	3	8
DT-PHYSICAL PLANT SPECIAL PROJECTS	210275-	3	10
DT-PRES SCHOLARSHIP TRANSFERS (C)	210313-	3	12
DT-PRES SCHOLARSHIP TRANSFERS (D)	210314-	3	12
DT-PRESIDENTIAL SCHOLARSHIPS (FY19)	210157-	3	3
DT-PROF-CENTER (PROF RESOURCES)	210216-	3	7
DT-PROVOST & VPAA	210176-	3	4
DT-PUBLIC AFFAIRS (TRAVEL AND M&O)	210188-	3	5
DT-PURCHASING DEPARTMENT	210179-	3	4
DT-QEP (TRAVEL & M&O)	210294-	3	10
DT-R.O.T.C.	210209-	3	6
DT-REMISSIONS AND EXEMPTIONS	210168-	3	3
DT-RESERVES (SET ASIDES)	210299-	3	11
DT-RESIDENT GRADUATE SCHOLARSHIP	210121-	3	2
DT-RESIDENT UNDERGRAD SCHOLARSHIP	210120-	3	1
DT-SCHOOL OF ENGINEERING	210223-	3	7
DT-SECRETARIAL SERVICES	210227-	3	7
DT-SELF-INSURED PROPERTY PROGRAM-PR	210246-	3	8
DT-START UP RESEARCH FUNDS (MAIN)	210193-	3	5
DT-STUDENT LIFE	210212-	3	6
DT-STUDENT SUCCESS SCHOLARSHIPS	210170-	3	3
DT-SUMMER SCHOOL FACULTY SALARIES	210139-	3	2
DT-SYSTEM OPERATIONS	210136-	3	2
DT-SYSTEM SHARED SERVICES	210263-	3	8
DT-TAMIU TED/LEADERSHIP EXPERIENCE	210163-	3	3
DT-TEXAS ACADEMY OF INT'L STUDIES	210276-	3	10
DT-THEATER (M&O)	210208-	3	6
DT-UC (TRAVEL & M&O)	210261-	3	8
DT-UNALLOCATED SALARIES	210201-	3	6
DT-UNIVERSITY COLLEGE-COMMON READ	210310-	3	12
DT-UNIVERSITY COMPLIANCE	210141-	3	2
DT-UNIVERSITY HONORS PROGRAM	210214-	3	7
DT-UNIVERSITY POLICE DEPT (TRAVEL)	210183-	3	5
DT-V.P. FOR STUDENT SUCCESS	210247-	3	8
DT-VP FOR INSTITUTIONAL ADVANCEMENT	210268-	3	9
DT-VPFA	210175-	3	4
DT-WORK STUDY TAMIU (DEFAULT)	210226-	3	7
EDUCATOR, PREPARATION AND CERTIFICA	121218-	2	4
ENVIRONMENTAL AND HEALTH SAFETY	145002-	2	8
EVAL. STATE PARTNERSHIP INITIATIVE	420336-	6	3

Printed on a Xerox 9700 Laser Printing System at the Computing Services Center / Texas A&M University

Form: URGB01 (02/05/85)

Name	Account	Section	Page
GEAR-UP 4	420282-	6	1
GENERAL AND MISCELLANEOUS	121202-	2	3
GRADUATE ASSISTANTS (GRAD FUNDS)	121227-	2	5
GROUP INSURANCE PREMIUMS	100002-	2	1
HEAF-GENERAL FUND	141001-	2	8
HEALTH FEE-FALL	303097-	5	2
HEALTH FEE-SPRING	303098-	5	2
HEALTH FEE-SUMMER	303099-	5	3
HF - DISABILITY SERVICES	303105-	5	3
HF - HEALTH FEE - GENERAL & MISC	303102-	5	3
HF - HEALTH SERVICE CENTER	303101-	5	3
HF - STUDENT COUNSELING	303110-	5	3
HF - STUDENT DISABILITY SERVICES	303104-	5	3
HIGHER EDUCATION ASSISTANCE FUND	100003-	2	1
HUMAN RESOURCE OFFICE	120007-	2	3
IDC FROM GRANTS & CONTRACTS	240000-	3	17
IDC-NR-REV&EXP-GRADUATE SCHOOL	240030-	3	17
IDC-RESEARCH ASSISTANTS	240101-	3	17
IDC-REV&EXP-RESEARCH & SPONSORED PR	240040-	3	17
IE-DEPARTMENT FINE&PERFORMING ARTS	154019-	2	12
IE-DEPARTMENT OF BIOLOGY&CHEMISTRY	154018-	2	12
IE-DEPARTMENT OF HUMANITIES	154003-	2	11
IE-DEPARTMENT OF SOCIAL SCIENCES	154004-	2	11
IE-DEPT OF CURRICULUM & PEDAGOGY	154009-	2	11
IE-DEPT OF MATHEMATICS & PHYSICS	154017-	2	12
IE-DIV OF INT'L BANKING & FINANCE	154012-	2	12
IE-DIV OF INT'L BUSINESS & TECH	154002-	2	11
IIT - TEXAS CENTER	150022-	2	9
INSTITUTE FOR INTERNATIONAL TRADE	150021-	2	9
INSTITUTIONAL RESEARCH	120010-	2	3
INTEREST FROM INVESTMENTS ED & GEN	100038-	2	2
INTERNATIONAL LANGUAGE INSTITUTE	210600-	3	12
JAMP 2015-2019	500139-	6	5
LAB FEES-FALL	100026-	2	1
LAB FEES-SPRING	100027-	2	2
LAB FEES-SUMMER	100028-	2	2
LATE FEES-FALL	100030-	2	2
LATE FEES-SPRING	100031-	2	2
LATE FEES-SUMMER	100032-	2	2
LEGISLATIVE APPROPRIATION	100001-	2	1
LEHNE FAMILY FUND	520123-	6	6
LIBRARY	140001-	2	8
LUMP SUM RESERVE SERVICE CENTER DES	250001-	4	1
MHM-BUILDING NURSING CAPACITY	520120-	6	6
MHM-JUNTOS FOR BETTER HEALTH	420325-	6	2
MITIGATION TRICLOSAN IN ONION PLANT	420900-	6	4
NSF S-STEM CASC-AID	421003-	6	4
OASI CONTRIBUTION	100005-	2	1
OFFICE OF GRADUATE STUDIES	121210-	2	4
OIT-INSTRUCTIONAL TECHNOLOGY	121231-	2	5
ORP-SUPPL & DIFFERENTIAL (AS)	151653-	2	11

Printed on a Xerox 9700 Laser Printing System at the Computing Services Center / Texas A&M University

Form: URGB01 (02/05/85)

Name	Account	Section	Page
ORP-SUPPL & DIFFERENTIAL (IN)	151650-	2	11
ORP-SUPPL & DIFFERENTIAL (IS)	151655-	2	11
ORP-SUPPL & DIFFERENTIAL (RS)	151651-	2	11
PELL GRANT 18-19	415203-	6	1
PORTSMOUTH INTERPRETERS	500920-	6	5
PRESIDENT'S OFFICE FUND	210001-	3	1
PRESIDENTS OFFICE	120001-	2	3
PROJECTED REVENUE-GIFTS	500032-	6	4
PROJECTED REVENUE-GRANTS	500035-	6	5
PROJECTED REVENUE-INVESTMENT INCOME	500034-	6	5
PROJECTED REVENUE-SALES & SERVICES	500033-	6	4
PROVOST & VP FOR ACADEMIC AFFAIRS	120012-	2	3
PUBLIC RELATIONS,MKT,& INFO SYSTEMS	121204-	2	3
QEP-ACT ON IDEAS	121224-	2	4
REC SPORTS FEE - GENERAL & MISC	300367-	5	1
REC SPORTS FEE-FALL	300360-	5	1
REC SPORTS FEE-SPRING	300361-	5	1
REC SPORTS FEE-SUMMER	300362-	5	1
RECORDS/DEGREE AUDIT	137002-	2	7
REMISSIONS AND EXEMPTIONS	100043-	2	2
REMISSIONS AND EXEMPTIONS	151700-	2	11
RESEARCH AND SPONSORED PROJECTS	121225-	2	5
RESIDENTIAL LEARNING CENTER	303700-	5	3
ROBERT NOYCE TEACHER SCHOLARSHIP PR	421001-	6	4
RSF-RECREATIONAL SPORTS	300364-	5	1
SBDC-FEDERAL	420145-	6	1
SBDC-STATE	501052-	6	6
SCAN PREVENTION PROJECT	420332-	6	3
SCF-COMMUNITY RELATIONS & SPECIAL	303004-	5	2
SCF-GENERAL & MISCELLANEOUS	303006-	5	2
SCHOOL OF ENGINEERING	130005-	2	5
SEED TEACHER LEADERSHIP 17-18	420316-	6	2
SEOG 18-19	415182-	6	1
SERVICE DEPARTMENT-PAPER SUPPLY	218050-	4	1
SERVICE DEPARTMENT-POSTAGE	218030-	4	1
SERVICE DEPARTMENT-PRINTING & SUPPO	218040-	4	1
SF-UNIVERSITY COLLEGE ACADEMIC SUPP	156001-	2	12
SF-UNIVERSITY COLLEGE INSTRUCTION	156002-	2	12
SMALL BUSINESS DEVELOPMENT CENTER	150080-	2	9
SMERGE-CLIMATE CHANGE ASSESSMENT	420335-	6	3
SPECIAL PROGRAMS	121219-	2	4
SSF-CAMPUS ACTIVITIES BOARD	270018-	3	19
SSF-FINANCIAL AID	270009-	3	18
SSF-GENERAL & MISCELLANEOUS SERVICE	270007-	3	18
SSF-OFFICE OF ADMISSIONS	270010-	3	18
SSF-RECRUITMENT & SCHOOL RELATIONS	270006-	3	18
SSF-STUDENT ACT AND LEADERSHIP	270024-	3	20
SSF-STUDENT CONDUCT	270025-	3	20
SSF-STUDENT COUNSELING	270023-	3	19
SSF-STUDENT GOVERNMENT ASSOCIATION	270005-	3	18
SSF-STUDENT LIFE SPECIAL EVENTS	270021-	3	19

Printed on a Xerox 9700 Laser Printing System at the Computing Services Center / Texas A&M University

Form: URGB01 (02/05/85)

Name	Account	Section	Page
SSF-STUDENT NEWSPAPER	270014-	3	19
SSF-STUDENT ORIENTATION	270012-	3	19
SSF-STUDENT SUCCESS	270017-	3	19
SSF-STUDENT TRAVEL	270019-	3	19
SSF-UNALLOCATED SALARIES	270008-	3	18
SSF-UNIVERSITY REGISTRAR	270011-	3	18
SSF-V.P. FOR STUDENT SUCCESS	270022-	3	19
STATE BENEFITS PAID BY STATE	100011-	2	1
STATE BENEFITS PAID BY STATE (AS)	151603-	2	10
STATE BENEFITS PAID BY STATE (AS)	151623-	2	10
STATE BENEFITS PAID BY STATE (IN)	151620-	2	10
STATE BENEFITS PAID BY STATE (IN)	151600-	2	9
STATE BENEFITS PAID BY STATE (IS)	151625-	2	10
STATE BENEFITS PAID BY STATE (IS)	151605-	2	10
STATE BENEFITS PAID BY STATE (PL)	151626-	2	11
STATE BENEFITS PAID BY STATE (PL)	151606-	2	10
STATE BENEFITS PAID BY STATE (PS)	151622-	2	10
STATE BENEFITS PAID BY STATE (PS)	151602-	2	9
STATE BENEFITS PAID BY STATE (RS)	151601-	2	9
STATE BENEFITS PAID BY STATE (RS)	151621-	2	10
STATE BENEFITS PAID BY STATE (SS)	151624-	2	10
STATE BENEFITS PAID BY STATE (SS)	151604-	2	10
STUDENT CENTER FEE-FALL	303000-	5	2
STUDENT CENTER FEE-SPRING	303001-	5	2
STUDENT CENTER FEE-SUMMER	303002-	5	2
STUDENT ORIENTATION FEE-FALL	305001-	5	6
STUDENT ORIENTATION FEE-GEN & MISC	305005-	5	6
STUDENT ORIENTATION FEE-SPRING	305002-	5	6
STUDENT ORIENTATION FEE-SUMMER	305003-	5	6
STUDENT SERVICE FEE-FALL	270001-	3	17
STUDENT SERVICE FEE-SPRING	270002-	3	17
STUDENT SERVICE FEE-SUMMER	270003-	3	17
STUDY OF WESTERN HEMISPHERIC TRADE	150046-	2	9
TCBEED	150031-	2	9
TESTING CENTER	230055-	3	17
TEXAS GRANT	500700-	6	5
TITLE V-BUILDING SCHOLARS	420320-	6	2
TITLE V: FOCUS ON STUDENT SUCCESS	420267-	6	1
TPEG NON-RESIDENT GRADUATE GRANT	210116-	3	1
TPEG NON-RESIDENT UNDERGRAD GRANT	210111-	3	1
TPEG RESIDENT GRADUATE GRANT	210115-	3	1
TPEG RESIDENT UNDERGRADUATE GRANT	210110-	3	1
TPEG SET-ASIDES 10%	170002-	2	13
TRIO 4-STUDENT SUPPORT SERVICES	420328-	6	2
TUITION DISCOUNTING - AUXILARY	349999-	5	7
TUITION DISCOUNTING - DESIGNATED	299994-	3	20
TUITION DISCOUNTING - E&G	199999-	2	13
TUITION DISCOUNTING - RESTRICTED	699999-	6	6
TUITION FEES-FALL	100022-	2	1
TUITION FEES-FALL NON-RESIDENT	100052-	2	2
TUITION FEES-SPRING	100023-	2	1

Printed on a Xerox 9700 Laser Printing System at the Computing Services Center / Texas A&M University

Form: URGB01 (02/05/85)

Name	Account	Section	Page
TUITION FEES-SPRING NON-RESIDENT	100053-	2	2
TUITION FEES-SUMMER	100024-	2	1
TUITION FEES-SUMMER-NON-RESIDENT	100054-	2	3
UNALLOCATED SALARIES	121213-	2	4
UNEMPLOYMENT COMPENSATION	121007-	2	3
UNEMPLOYMENT COMPENSATION INSURANCE	230062-	4	1
UNIVERSITY COLLEGE	121221-	2	4
UNIVERSITY COLLEGE LEARNING CENTER	121233-	2	5
UNIVERSITY COLLEGE WRITING CENTER	121234-	2	5
UNIVERSITY POLICE DEPARTMENT	145501-	2	8
UNIVERSITY SERVICE FEE-FALL	212000-	3	12
UNIVERSITY SERVICE FEE-SPRING	212001-	3	12
UNIVERSITY SERVICE FEE-SUMMER	212002-	3	12
USF-ADVISING	212701-	3	16
USF-ARSB-INSTRUCTIONAL ENHANCEMENT	212500-	3	15
USF-CAMPUS CARD SERVICE	212011-	3	13
USF-CNHS ADVISOR	212601-	3	16
USF-CNHS-INSTRUCTIONAL ENHANCEMENT	212600-	3	15
USF-COAS-INSTRUCTIONAL ENHANCEMENT	212300-	3	15
USF-COED-INSTRUCTIONAL ENHANCEMENT	212400-	3	15
USF-COMPUTER SUPPORT (M&O)	212105-	3	14
USF-COMPUTER SUPPORT OPERATIONS	212100-	3	13
USF-CS-(BANNER, ORACLE, ELLUCIAN)	212107-	3	14
USF-CS-BANNER SERVICES & OPERATIONS	212103-	3	14
USF-CS-COMPUTING/INFO SERVICES	212104-	3	14
USF-CS-ELLUCIAN CONSULTANTS	212106-	3	14
USF-CS-INSTRUCTIONAL TECH/DIST EDU	212102-	3	14
USF-CS-INSTRUCTIONAL TECH/LAB SUPPO	212101-	3	14
USF-CS-SOFTWARE/MAINT/RENEW	212108-	3	15
USF-ENDOW STUDENT SCHOLARSHIP	212802-	3	16
USF-ENDOWED SCHOLARSHIPS	212013-	3	13
USF-GENERAL & MISCELLANEOUS	212020-	3	13
USF-INTERNATIONAL EDUCATION	212800-	3	16
USF-LIBRARY	212200-	3	15
USF-LIBRARY-GENERAL & MISCELLANEOUS	212202-	3	15
USF-RESERVES (SET-ASIDES - M&O)	212015-	3	13
USF-SAFETY & INFRASTRUCTURE	212012-	3	13
USF-STUDY ABROAD SCHOOL	212801-	3	16
USF-TOUCHNET	212017-	3	13
USF-UC LEARNING CENTER	212703-	3	16
USF-UC WRITING CENTER	212702-	3	16
USF-UC-INSTRUCTIONAL ENHANCEMENT	212700-	3	16
USF-UNALLOCATED SALARIES	212014-	3	13
USF-UNIVERSITY ASSESSMENT	212201-	3	15
USF-UTILITIES	212016-	3	13

Printed on a Xerox 9700 Laser Printing System at the Computing Services Center / Texas A&M University

Form: URGB01 (02/05/85)

Name	Account	Section	Page

****
* *
* BLANK PAGE *
* *
****

Printed on a Xerox 9700 Laser Printing System at the Computing Services Center / Texas A&M University

TEXAS A&M INTERNATIONAL UNIVERSITY

FACULTY WORKLOAD POLICY

MINIMUM WORKLOAD REQUIREMENT-

Normally, a faculty member is expected to carry a teaching load of 12 hours per week or its equivalent. Faculty members must be available on campus or other designated places of assignment for an additional twenty-five hours per week for conferences with students, preparation of assignments, grading papers, engaging in research activities, and performance of other duties. In addition, faculty members are expected to assist with programs and activities that serve the best interests of students and the University.

WHO MUST BE REPORTED-

An entry must be made on the Faculty Workload Compliance Report for each person who (1) is assigned responsibility for teaching a course for resident credit (excludes extension, continuing education, and professional development courses); or (2) is paid any part of his/her salary from FACULTY SALARIES (see definition below).

Faculty Salaries- Salaries or wages of those engaged in the teaching function, including heads of teaching departments.

WORKLOAD DEFINITION-

Faculty members receive workload credit from two areas. Classroom Teaching Credit (assigned resident-credit course): to ensure report accuracy, each course should be assigned to the person physically conducting the course. Table 1 reflects the classroom credit by course type of instruction. Equivalent Teaching Credits: are academic duties performed outside the classroom that enhance the teaching/learning process and are funded from **FACULTY SALARIES.** These credits may only be assigned to faculty members engaged in the defined activities and who do not meet the minimum workload requirement. Once the minimum workload requirement has been met, no further assignment of equivalent credits is required, and departmental credit (B1 or B2 symbols) should be assigned to all departmental faculty engaged in this activity. The equivalent teaching credits are identified in Table 2.

TEXAS A&M INTERNATIONAL UNIVERSITY

SPECIAL CONDITIONS REGARDING COMPLIANCE

A. Payment of FACULTY SALARIES to exhaust accumulated leave time: Faculty members fall into this category if they terminate employment, become ill or die during any part of the year and the payment of salary to exhaust accumulated leave carries them into a fall or spring semester. These faculty members cannot be assigned teaching responsibilities and are not in compliance with the minimum workload requirement. The Division Chair must provide a written explanation of each faculty member not in compliance to the appropriate Dean.

B. Faculty who are unable to complete teaching assignment during a long semester: Faculty members fall into this category if they terminate employment, become ill or die during a long semester and their courses are reassigned to other faculty members in the school. The compliance status of the faculty member will be the same as their compliance status before the disabling condition or termination took place.

C. Faculty members not in compliance: The reason for any faculty member not being in compliance with the minimum teaching requirement must be explained. For regular faculty (those not covered by A or B above) who are not in compliance, the division head must initiate an appropriate form 500 to adjust the individual's teaching salary percentage.

RESPONSIBILITY FOR MONITORING WORKLOAD

The Dean is responsible for assigning and monitoring the workloads of faculty within his or her college to insure individual compliance with the workload requirement. He or she will also insure that other academic duties are assigned equitably within the college. The Dean will notify the Provost by memo of all faculty not in compliance. The Provost is responsible for verifying that faculty due is compliance with the guidelines.

The Associate Vice President and Academic Affairs will consolidate the reports from the various schools to generate the final Faculty Workload compliance Report and a list of faculty not in compliance with the minimum workload requirement. This report is provided to the President. The President is responsible for verifying institutional compliance with the minimum workload requirement and for reporting this information to the Board of Regents.



Board Approved Operating Budgets

Fiscal Year Ending August 31, 2019

Table of Contents

Section	Title
1	Statement of Changes in Fund Balance
2	Functional and General Funds
3	Designated Funds
4	Designated Service Departments
5	Auxiliary Enterprises
6	Restricted Funds
7	Plant Funds
8	Transfers by Account
9	Allocations by Account
10	Index by Account Number
11	Index by Account Name
Appendix	Faculty Academic Workload Policy

Form: URGB01 (02/05/85)
Printed on a Xerox 9700 Laser Printing System at the Computing Services Center / Texas A&M University

Table of Contents

Section Title
-------- --

****
* *
* BLANK PAGE *
* *
****

Form: URGB01 (02/05/85)
Printed on a Xerox 9700 Laser Printing System at the Computing Services Center / Texas A&M University

Form: URGB01 (02/05/85)

Description	Current Funds: Functional and General	Current Funds: Designated	Current Funds: Auxiliary Enterprises	Current Funds: Restricted	Plant Funds	Total
Revenues						
State Approp - General Revenue	295,990,725					295,990,725
State Approp - Benefits Pd by St	67,548,683					67,548,683
Tuition - State	118,373,644	35,000				118,408,644
Tuition - Designated		355,562,483				355,562,483
Discounts and Allowances-Tuition	25,172,760-	75,612,178-				100,784,938-
Fees	700,000	199,822,416	34,326,484			234,848,900
Discounts and Allowances-Fees	148,859-	42,493,258-	7,299,702-			49,941,819-
Exemptions	3,778,432	28,000,000	1,400,000			33,178,432
Contracts and Grants		24,246,727	513,643	218,368,872		243,129,242
Student Financial Assistance	29,925,000			44,970,000		74,895,000
Gifts		3,462,668	34,656,302	112,824,301		150,943,271
Sales and Services	29,788,064	79,031,107	218,595,360	7,356,702		334,771,233
Discounts and Allowances-Sales			11,398,379-			11,398,379-
Investment Income	2,154,500	18,544,102	6,896,742	7,084,913		34,680,257
Other Operating Income		22,324,150	1,828,236	350,150		24,502,536
Other Non-Operating Income		1,500		250,000		251,500
Total Revenue	522,937,429	612,924,717	279,518,686	391,204,938		1,806,585,770
Expenses						
Salaries - Faculty	284,629,212	72,039,810		34,759,916		391,428,938
Salaries - Non-Faculty	162,414,544	87,614,180	54,496,861	63,299,556		367,825,141
Wages	1,781,243	15,999,707	25,410,299	44,368,441		87,559,690
Benefits	96,906,521	34,838,176	14,596,520	23,429,233		169,770,450
Utilities	457,000	47,230,568	16,290,187	4,000		63,981,755
Scholarships	33,702,492	126,625,480	12,567,036	77,608,531		250,503,539
Scholarship Discounts	26,739,585-	73,348,840-	6,761,876-	55,274,835-		162,125,136-
Operations and Maintenance	13,081,778	340,177,901	96,291,555	90,312,465		539,863,699
Equipment (Capitalized)		20,697,086	10,331,686	5,144,499		36,173,271
Other Non-Operating Expense	325,000	2,006,650		93,646		2,425,296
Total Expense(Less Service Depts)	566,558,205	673,880,718	223,222,268	283,745,452		1,747,406,643
Net Service Departments		29,248,615-				29,248,615-
Total Expense	566,558,205	644,632,103	223,222,268	283,745,452		1,718,158,028
Transfers						
Retirement of Indebtedness	8,380,110-	27,343,641-	67,210,817-	46,595,302-	15,498,143-	165,028,013-
Other Transfers	52,000,886	48,590,116	18,314,131	55,214,835-	23,989,702	87,680,000
Total Transfers	43,620,776	21,246,475	48,896,686-	101,810,137-	8,491,559	77,348,013-
Net Change in Fund Balance		10,460,911-	7,399,732	5,649,349	8,491,559	11,079,729

Printed on a Xerox 9700 Laser Printing System at the Computing Services Center / Texas A&M University

Description	Current Funds: Functional and General	Current Funds: Designated	Current Funds: Auxiliary Enterprises	Current Funds: Restricted	Plant Funds	Total

****
* *
* BLANK PAGE *
* *
****

Form: URGB01 (02/05/85)
Printed on a Xerox 9700 Laser Printing System at the Computing Services Center / Texas A&M University

Form: URGB01 (02/05/85)

Account	Description	Beginning Balance	Revenues	Net Allocations	Expenditures	Increase (Decrease)	Ending Balance
100001-00000	GENERAL REVENUE APPROPRIATIONS						
	Revenue						
	State Approp - Gene		295,990,725				
	Account Total	0	295,990,725	295,990,725-	0	0	0
100002-00000	STAFF BENEFITS PAID BY STATE						
	Revenue						
	State Approp - Bene		30,985,637				
	Account Total	0	30,985,637	30,985,637-	0	0	0
100027-00000	COLLEGE WORK STUDY - STATE						
	Revenue						
	Student Financial A		175,000				
	Account Total	0	175,000	175,000-	0	0	0
100029-00000	TEXAS GRANT - TAMU - CS - STATE						
	Revenue						
	Student Financial A		29,250,000				
	Account Total	0	29,250,000	29,250,000-	0	0	0
100036-00000	GROUP INSURANCE - ERS						
	Revenue						
	State Approp - Bene		36,563,046				
	Account Total	0	36,563,046	36,563,046-	0	0	0
100044-00000	AGENCY INFRASTRUCTURE						
	Revenue						
	Sales and Services		8,068,447				
	Account Total	0	8,068,447	8,068,447-	0	0	0
100045-00000	HSC INFRASTRUCTURE						
	Revenue						
	Sales and Services		2,733,362				
	Account Total	0	2,733,362	2,733,362-	0	0	0
100047-00000	HSC CONTRACT FOR LIBRARY SERVICES						
	Revenue						
	Sales and Services		2,981,255				
	Account Total	0	2,981,255	2,981,255-	0	0	0
100048-00000	TOP 10% STATE SCHOLARSHIP						
	Revenue						
	Student Financial A		500,000				
	Account Total	0	500,000	500,000-	0	0	0

Printed on a Xerox 9700 Laser Printing System at the Computing Services Center / Texas A&M University

Form: URGB01 (02/05/85)

Account	Description	Beginning Balance	Revenues	Net Allocations	Expenditures	Increase (Decrease)	Ending Balance
100099-00000	AFR YEAR END ENTRIES NON CASH (60)						
	Revenue						
	Discounts and Allow		25,172,760-				
	Discounts and Allow		148,859-				
	Exemptions		54,813,239-				
	Account Total	0	80,134,858-	80,134,858	0	0	0
101000-00000	LABORATORY FEES - FALL & SPRING SE						
	Revenue						
	Fees		115,000				
	Account Total	0	115,000	115,000-	0	0	0
101002-00000	STATE MINIMUM TUITION-FALL-RESIDENT						
	Revenue						
	Tuition - State		31,195,752				
	Account Total	0	31,195,752	31,195,752-	0	0	0
101003-00000	STATE MINIMUM TUITION-FALL-NONRESID						
	Revenue						
	Tuition - State		17,738,350				
	Account Total	0	17,738,350	17,738,350-	0	0	0
101004-00000	STATE MINIMUM TUITION-SPRING-RESIDE						
	Revenue						
	Tuition - State		28,562,368				
	Account Total	0	28,562,368	28,562,368-	0	0	0
101005-00000	STATE MINIMUM TUITION-SPRING-NONRES						
	Revenue						
	Tuition - State		15,829,034				
	Account Total	0	15,829,034	15,829,034-	0	0	0
101006-00000	STATE MINIMUM TUITION-SUMMER-RESIDE						
	Revenue						
	Tuition - State		4,492,147				
	Account Total	0	4,492,147	4,492,147-	0	0	0
101007-00000	STATE MINIMUM TUITION-SUMMER-NONRES						
	Revenue						
	Tuition - State		3,247,999				
	Account Total	0	3,247,999	3,247,999-	0	0	0
101011-00000	STATE MINIMUM TUITION-VET-RESIDENT						
	Revenue						
	Tuition - State		2,666,143				
	Account Total	0	2,666,143	2,666,143-	0	0	0

Printed on a Xerox 9700 Laser Printing System at the Computing Services Center / Texas A&M University

Form: URGB01 (02/05/85)

Account	Description	Beginning Balance	Revenues	Net Allocations	Expenditures	Increase (Decrease)	Ending Balance
101012-00000	STATE MINIMUM TUITION-VET-NONRESIDE						
	Revenue						
	Tuition - State		145,800				
	Account Total	0	145,800	145,800-	0	0	0
101016-00000	LAB FEES - VET MEDICINE						
	Revenue						
	Fees		35,000				
	Account Total	0	35,000	35,000-	0	0	0
101017-00000	GRADUATE TUITION DIFFERENTIAL						
	Revenue						
	Tuition - State		10,484,768				
	Account Total	0	10,484,768	10,484,768-	0	0	0
101020-00000	TUITION & WAIVERS - FALL (60)						
	Revenue						
	Exemptions		26,526,289				
	Account Total	0	26,526,289	26,526,289-	0	0	0
101021-00000	TUITION & WAIVERS - SPRING (60)						
	Revenue						
	Exemptions		24,313,656				
	Account Total	0	24,313,656	24,313,656-	0	0	0
101022-00000	TUITION & WAIVERS - SUMMER (60)						
	Revenue						
	Exemptions		6,830,852				
	Account Total	0	6,830,852	6,830,852-	0	0	0
101023-00000	VET TUITION & WAIVERS (60)						
	Revenue						
	Exemptions		374,057				
	Account Total	0	374,057	374,057-	0	0	0
101024-00000	UNDERGRAD TUITION AND WAIVERS (60)						
	Revenue						
	Exemptions		55,000				
	Account Total	0	55,000	55,000-	0	0	0
101025-00000	GRAD TUITION AND WAIVERS (60)						
	Revenue						
	Exemptions		180,000				
	Account Total	0	180,000	180,000-	0	0	0
101026-00000	TUITION - EXCESS PHD SCH (35)						
	Revenue						
	Tuition - State		411,549				
	Account Total	0	411,549	411,549-	0	0	0

Printed on a Xerox 9700 Laser Printing System at the Computing Services Center / Texas A&M University

Form: URGB01 (02/05/85)

Account	Description	Beginning Balance	Revenues	Net Allocations	Expenditures	Increase (Decrease)	Ending Balance
101027-00000	TUITION - EXCESS UNDERGRAD SCH_(35)						
	Revenue						
	Tuition - State		2,432,741				
	Account Total	0	2,432,741	2,432,741-	0	0	0
101029-00000	TUITION - UNFUNDED REPEAT-UNDERGRAD						
	Revenue						
	Fees		550,000				
	Account Total	0	550,000	550,000-	0	0	0
101031-00000	STATE MINIMUM TUITION-LAW-RESIDENT						
	Revenue						
	Tuition - State		794,412				
	Account Total	0	794,412	794,412-	0	0	0
101032-00000	STATE MINIMUM TUITION-LAW NONRESIDN						
	Revenue						
	Tuition - State		372,581				
	Account Total	0	372,581	372,581-	0	0	0
101033-00000	CLLW - TUITION AND WAIVERS						
	Revenue						
	Exemptions		311,817				
	Account Total	0	311,817	311,817-	0	0	0
102004-00000	INTEREST ON LAND GRANT ENDOWMENT						
	Revenue						
	Investment Income		4,500				
	Account Total	0	4,500	4,500-	0	0	0
102005-00000	INVESTMENT EARNINGS						
	Revenue						
	Investment Income		1,800,000				
	Account Total	0	1,800,000	1,800,000-	0	0	0
102006-00000	INVESTMENT EARNINGS - FUND 242						
	Revenue						
	Investment Income		350,000				
	Account Total	0	350,000	350,000-	0	0	0
102007-00000	MISCELLANEOUS INCOME						
	Revenue						
	Sales and Services		5,000				
	Account Total	0	5,000	5,000-	0	0	0
102100-00000	VET MED-TEACHING HOSPITAL						
	Revenue						
	Sales and Services		16,000,000				
	Account Total	0	16,000,000	16,000,000-	0	0	0

Printed on a Xerox 9700 Laser Printing System at the Computing Services Center / Texas A&M University

Form: URGB01 (02/05/85)

Account	Description	Beginning Balance	Revenues	Net Allocations	Expenditures	Increase (Decrease)	Ending Balance
120001-00000	PRESIDENT'S OFFICE						
	Expense						
	Salaries - Non-Faculty				440,122		
	Operations and Maintenance				8,073		
	Account Total	0	0	448,195	448,195	0	0
120002-00000	PROVOST AND EXEC VICE PRESIDENT						
	Expense						
	Salaries - Faculty				290,000		
	Salaries - Non-Faculty				959,116		
	Operations and Maintenance				41,709		
	Account Total	0	0	1,290,825	1,290,825	0	0
120003-00000	VICE PRESIDENT AND CFO						
	Expense						
	Salaries - Non-Faculty				1,777,918		
	Operations and Maintenance				182,164		
	Account Total	0	0	1,960,082	1,960,082	0	0
120006-00000	HUMAN RESOURCES DEPARTMENT						
	Expense						
	Salaries - Non-Faculty				3,021,411		
	Account Total	0	0	3,021,411	3,021,411	0	0
120007-00000	ASSOCIATE VP & CONTROLLER						
	Expense						
	Operations and Maintenance				1,545		
	Account Total	0	0	1,545	1,545	0	0
120010-00000	PROCUREMENT SERVICES						
	Expense						
	Salaries - Non-Faculty				586,647		
	Operations and Maintenance				56,853		
	Account Total	0	0	643,500	643,500	0	0
120011-00000	UNIVERSITY RISK AND COMPLIANCE						
	Expense						
	Salaries - Non-Faculty				891,839		
	Operations and Maintenance				7,165		
	Account Total	0	0	899,004	899,004	0	0
120012-00000	HUB PROGRAM						
	Expense						
	Salaries - Non-Faculty				67,963		
	Operations and Maintenance				259		
	Account Total	0	0	68,222	68,222	0	0

Printed on a Xerox 9700 Laser Printing System at the Computing Services Center / Texas A&M University

Form: URGB01 (02/05/85)

Account	Description	Beginning Balance	Revenues	Net Allocations	Expenditures	Increase (Decrease)	Ending Balance
120013-00000	VP FOR MARKETING AND COMMUNICATIONS						
	Expense						
	Salaries - Non-Faculty				3,274,744		
	Wages				125,000		
	Operations and Maintenance				194,459		
	Account Total	0	0	3,594,203	3,594,203	0	0
120014-00000	AFR YEAR END ENTRIES (60)						
	Expense						
	Scholarships				54,813,239-		
	Account Total	0	0	54,813,239-	54,813,239-	0	0
120016-00000	VP & ASSOC PROVOST FOR DIVERSITY						
	Expense						
	Salaries - Non-Faculty				602,080		
	Operations and Maintenance				193,386		
	Account Total	0	0	795,466	795,466	0	0
120017-00000	OFFICE OF INSTITUTIONAL EFFECTIVENE						
	Expense						
	Salaries - Non-Faculty				661,502		
	Account Total	0	0	661,502	661,502	0	0
120030-00000	ENTERPRISE INFORMATION SYSTEMS						
	Expense						
	Salaries - Non-Faculty				3,971,997		
	Account Total	0	0	3,971,997	3,971,997	0	0
120031-00000	INSTRUCTIONAL TECHNOLOGY SERVICES						
	Expense						
	Salaries - Non-Faculty				851,916		
	Account Total	0	0	851,916	851,916	0	0
120038-00000	CONTRACT ADMINISTRATION						
	Expense						
	Salaries - Non-Faculty				241,888		
	Operations and Maintenance				728		
	Account Total	0	0	242,616	242,616	0	0
120039-00000	SURPLUS PROPERTY						
	Expense						
	Salaries - Non-Faculty				165,310		
	Operations and Maintenance				38,478		
	Account Total	0	0	203,788	203,788	0	0
120043-00000	DOF IT SERVICES						
	Expense						
	Salaries - Non-Faculty				668,113		
	Account Total	0	0	668,113	668,113	0	0

Printed on a Xerox 9700 Laser Printing System at the Computing Services Center / Texas A&M University

Form: URGB01 (02/05/85)

Account	Description	Beginning Balance	Revenues	Net Allocations	Expenditures	Increase (Decrease)	Ending Balance
120045-00000	PAYROLL SERVICES						
	Expense						
	Salaries - Non-Faculty				743,644		
	Account Total	0	0	743,644	743,644	0	0
120046-00000	STUDENT FINANCIAL SERVICES						
	Expense						
	Salaries - Non-Faculty				976,341		
	Benefits				9,723		
	Operations and Maintenance				11,616		
	Account Total	0	0	997,680	997,680	0	0
120047-00000	BANKING & MANAGEMENT FEES						
	Expense						
	Other Non-Operating Expense				325,000		
	Account Total	0	0	325,000	325,000	0	0
120048-00000	BUDGET OFFICE						
	Expense						
	Salaries - Non-Faculty				404,284		
	Operations and Maintenance				17,472		
	Account Total	0	0	421,756	421,756	0	0
120050-00000	UNIVERSITY POLICE						
	Expense						
	Salaries - Non-Faculty				5,919,871		
	Wages				281,740		
	Account Total	0	0	6,201,611	6,201,611	0	0
120051-00000	FMO - ACCOUNTING SERVICES						
	Expense						
	Salaries - Non-Faculty				1,462,674		
	Account Total	0	0	1,462,674	1,462,674	0	0
120052-00000	FMO - ACCOUNTING OPERATIONS						
	Expense						
	Salaries - Non-Faculty				2,115,202		
	Account Total	0	0	2,115,202	2,115,202	0	0
120057-00000	DEPARTMENTAL ACCOUNTING SERVICES						
	Expense						
	Salaries - Non-Faculty				379,871		
	Account Total	0	0	379,871	379,871	0	0
120065-00000	VICE PRESIDENT FOR RESEARCH OPERAT						
	Expense						
	Salaries - Non-Faculty				4,797,644		
	Account Total	0	0	4,797,644	4,797,644	0	0

Printed on a Xerox 9700 Laser Printing System at the Computing Services Center / Texas A&M University

Form: URGB01 (02/05/85)

Account	Description	Beginning Balance	Revenues	Net Allocations	Expenditures	Increase (Decrease)	Ending Balance
120066-00000	ASSOCIATE PROVOST FOR ACADEMIC						
	Expense						
	Salaries - Non-Faculty				356,551		
	Operations and Maintenance				9,321		
	Account Total	0	0	365,872	365,872	0	0
120067-00000	VP FOR ENROLLMENT & ACADEMIC SVCS						
	Expense						
	Salaries - Non-Faculty				1,370,371		
	Operations and Maintenance				114,812		
	Account Total	0	0	1,485,183	1,485,183	0	0
120069-00000	ASSOC VP EXTERNAL RELATIONS AD-LOC						
	Expense						
	Salaries - Non-Faculty				2,091,643		
	Operations and Maintenance				366,717		
	Account Total	0	0	2,458,360	2,458,360	0	0
120071-00000	OPEN RECORDS OFFICE						
	Expense						
	Salaries - Non-Faculty				132,701		
	Operations and Maintenance				12,605		
	Account Total	0	0	145,306	145,306	0	0
120072-00000	GOVERNMENT RELATIONS						
	Expense						
	Salaries - Non-Faculty				352,649		
	Operations and Maintenance				5,405		
	Account Total	0	0	358,054	358,054	0	0
120073-00000	PRESIDENT'S OFFICE - ADMINISTRATION						
	Expense						
	Salaries - Non-Faculty				383,567		
	Operations and Maintenance				260,469		
	Account Total	0	0	644,036	644,036	0	0
120081-00000	UNIVERSITY ARCHITECT						
	Expense						
	Salaries - Non-Faculty				319,032		
	Account Total	0	0	319,032	319,032	0	0
120082-00000	OFFICE OF SUSTAINABILITY						
	Expense						
	Salaries - Non-Faculty				196,278		
	Operations and Maintenance				391		
	Account Total	0	0	196,669	196,669	0	0

Printed on a Xerox 9700 Laser Printing System at the Computing Services Center / Texas A&M University

Form: URGB01 (02/05/85)

Account	Description	Beginning Balance	Revenues	Net Allocations	Expenditures	Increase (Decrease)	Ending Balance
120083-00000	HIGH PERFORMANCE RESEARCH COMPUTING						
	Expense						
	Salaries - Faculty				19,000		
	Salaries - Non-Faculty				1,188,104		
	Operations and Maintenance				6,341		
	Account Total	0	0	1,213,445	1,213,445	0	0
120084-00000	VICE PROVOST - ADLOC						
	Expense						
	Salaries - Non-Faculty				402,034		
	Account Total	0	0	402,034	402,034	0	0
120085-00000	OFFICE OF EXTERNAL FACULTY RECOG						
	Expense						
	Salaries - Non-Faculty				255,004		
	Operations and Maintenance				24,996		
	Account Total	0	0	280,000	280,000	0	0
120400-00000	OFFICE OF ADMISSIONS						
	Expense						
	Salaries - Non-Faculty				3,424,554		
	Account Total	0	0	3,424,554	3,424,554	0	0
120405-00000	VICE PRESIDENT FOR STUDENT SERVICES						
	Expense						
	Salaries - Non-Faculty				621,410		
	Operations and Maintenance				264		
	Account Total	0	0	621,674	621,674	0	0
120406-00000	STUDENT LIFE						
	Expense						
	Salaries - Non-Faculty				715,074		
	Account Total	0	0	715,074	715,074	0	0
120407-00000	STUDENT ACADEMIC COUNSELING						
	Expense						
	Salaries - Non-Faculty				328,099		
	Operations and Maintenance				75		
	Account Total	0	0	328,174	328,174	0	0
120408-00000	OFFICE OF THE COMMANDANT						
	Expense						
	Salaries - Non-Faculty				1,200,583		
	Operations and Maintenance				1,832		
	Account Total	0	0	1,202,415	1,202,415	0	0

Printed on a Xerox 9700 Laser Printing System at the Computing Services Center / Texas A&M University

Form: URGB01 (02/05/85)

Account	Description	Beginning Balance	Revenues	Net Allocations	Expenditures	Increase (Decrease)	Ending Balance
120410-00000	SCHOLARSHIPS AND FINANCIAL AID						
	Expense						
	Salaries - Non-Faculty				3,431,069		
	Account Total	0	0	3,431,069	3,431,069	0	0
120413-00000	VPSA - CONTINGENCY RESERVE						
	Expense						
	Operations and Maintenance				91,629		
	Account Total	0	0	91,629	91,629	0	0
120417-00000	DISABILITY SERVICES						
	Expense						
	Salaries - Non-Faculty				207,593		
	Account Total	0	0	207,593	207,593	0	0
121009-00000	GIP - VET MEDICINE						
	Expense						
	Benefits				4,028,259		
	Account Total	0	0	4,028,259	4,028,259	0	0
121050-00000	GIP - ACADEMIC SUPPORT						
	Expense						
	Benefits				9,156,023		
	Account Total	0	0	9,156,023	9,156,023	0	0
121051-00000	GIP - INSTRUCTION						
	Expense						
	Benefits				34,188,715		
	Account Total	0	0	34,188,715	34,188,715	0	0
121052-00000	GIP - INSTITUTIONAL SUPPORT						
	Expense						
	Benefits				3,126,364		
	Account Total	0	0	3,126,364	3,126,364	0	0
121053-00000	GIP - OPERATION & MAINT OF PLANT						
	Expense						
	Benefits				1,490,361		
	Account Total	0	0	1,490,361	1,490,361	0	0
121054-00000	GIP - RESEARCH						
	Expense						
	Benefits				1,304,942		
	Account Total	0	0	1,304,942	1,304,942	0	0
121055-00000	GIP - STUDENT SERVICE						
	Expense						
	Benefits				2,229,087		
	Account Total	0	0	2,229,087	2,229,087	0	0

Printed on a Xerox 9700 Laser Printing System at the Computing Services Center / Texas A&M University

Form: URGB01 (02/05/85)

Account	Description	Beginning Balance	Revenues	Net Allocations	Expenditures	Increase (Decrease)	Ending Balance
121056-00000	GIP - PUBLIC SERVICE						
	Expense						
	Benefits				285,349		
	Account Total	0	0	285,349	285,349	0	0
121057-00000	GIP - SCHOLARSHIPS & FELLOWSHIPS						
	Expense						
	Benefits				9,431		
	Account Total	0	0	9,431	9,431	0	0
121206-00000	OFFICE OF FACILITIES COORDINATION						
	Expense						
	Salaries - Non-Faculty				449,473		
	Account Total	0	0	449,473	449,473	0	0
121208-00000	UNIVERSITY MAIL SERVICE						
	Expense						
	Salaries - Non-Faculty				359,055		
	Operations and Maintenance				2,261		
	Account Total	0	0	361,316	361,316	0	0
121213-00000	STUDENT BAND						
	Expense						
	Salaries - Non-Faculty				31,679		
	Account Total	0	0	31,679	31,679	0	0
121215-00000	OFFICE OF DATA RESEARCH SERVICES						
	Expense						
	Salaries - Non-Faculty				1,030,497		
	Operations and Maintenance				23,667		
	Account Total	0	0	1,054,164	1,054,164	0	0
121218-00000	SUMMER SCHOOL						
	Expense						
	Salaries - Faculty				1,000,000		
	Account Total	0	0	1,000,000	1,000,000	0	0
121227-00000	SAL RELATED BENEFITS-VET MED						
	Expense						
	Benefits				3,626,193		
	Account Total	0	0	3,626,193	3,626,193	0	0
121228-00000	SAL RELATED BENEFITS-AS						
	Expense						
	Benefits				5,508,095		
	Account Total	0	0	5,508,095	5,508,095	0	0

Printed on a Xerox 9700 Laser Printing System at the Computing Services Center / Texas A&M University

Form: URGB01 (02/05/85)

Account	Description	Beginning Balance	Revenues	Net Allocations	Expenditures	Increase (Decrease)	Ending Balance
121229-00000	SAL RELATED BENEFITS-IS						
	Expense						
	Benefits				1,566,024		
	Account Total	0	0	1,566,024	1,566,024	0	0
121230-00000	SAL RELATED BENEFITS-IN						
	Expense						
	Benefits				27,647,224		
	Account Total	0	0	27,647,224	27,647,224	0	0
121231-00000	SAL RELATED BENEFITS-OM						
	Expense						
	Benefits				712,161		
	Account Total	0	0	712,161	712,161	0	0
121232-00000	SAL RELATED BENEFITS-RES						
	Expense						
	Benefits				910,139		
	Account Total	0	0	910,139	910,139	0	0
121233-00000	SAL RELATED BENEFITS-SS						
	Expense						
	Benefits				971,643		
	Account Total	0	0	971,643	971,643	0	0
121234-00000	SAL RELATED BENEFITS-PS						
	Expense						
	Benefits				121,981		
	Account Total	0	0	121,981	121,981	0	0
121235-00000	SAL RELATED BEN-SCHOL & FELLOW						
	Expense						
	Benefits				2,807		
	Account Total	0	0	2,807	2,807	0	0
121317-00000	ACADEMIC AFFAIRS BUSINESS SERVICES						
	Expense						
	Salaries - Non-Faculty				1,684,643		
	Account Total	0	0	1,684,643	1,684,643	0	0
121322-00000	IT FOR ACADEMIC SERVICES - STATE						
	Expense						
	Salaries - Non-Faculty				2,882,177		
	Account Total	0	0	2,882,177	2,882,177	0	0
121323-00000	OFFICE OF REGISTRAR						
	Expense						
	Salaries - Non-Faculty				806,236		
	Account Total	0	0	806,236	806,236	0	0

Printed on a Xerox 9700 Laser Printing System at the Computing Services Center / Texas A&M University

Form: URGB01 (02/05/85)

Account	Description	Beginning Balance	Revenues	Net Allocations	Expenditures	Increase (Decrease)	Ending Balance
121324-00000	STUDENT AFFAIRS COMMUNICATIONS &						
	Expense						
	Salaries - Non-Faculty				181,462		
	Operations and Maintenance				388		
	Account Total	0	0	181,850	181,850	0	0
130019-00000	AGRICULTURE - INSTRUCTIONAL SUPPORT						
	Expense						
	Salaries - Faculty				31,788,583		
	Salaries - Non-Faculty				6,638,961		
	Wages				180,000		
	Operations and Maintenance				78,632		
	Account Total	0	0	38,686,176	38,686,176	0	0
130039-00000	GRAD PGM ENHANCEMENT - AGRICULTURE						
	Expense						
	Salaries - Faculty				340,000		
	Salaries - Non-Faculty				205,866		
	Operations and Maintenance				18,958		
	Account Total	0	0	564,824	564,824	0	0
130500-00000	ARCHITECTURE						
	Expense						
	Salaries - Faculty				3,584,111		
	Account Total	0	0	3,584,111	3,584,111	0	0
130501-00000	CONSTRUCTION SCIENCE						
	Expense						
	Salaries - Faculty				2,605,201		
	Salaries - Non-Faculty				165,390		
	Account Total	0	0	2,770,591	2,770,591	0	0
130502-00000	CARC - SUPPORT SERVICES						
	Expense						
	Salaries - Non-Faculty				550,000		
	Account Total	0	0	550,000	550,000	0	0
130503-00000	LANDSCAPE ARCHITECTURE AND URBAN PL						
	Expense						
	Salaries - Faculty				2,455,035		
	Salaries - Non-Faculty				129,935		
	Account Total	0	0	2,584,970	2,584,970	0	0
130504-00000	VISUALIZATION						
	Expense						
	Salaries - Faculty				2,200,800		
	Salaries - Non-Faculty				206,591		
	Account Total	0	0	2,407,391	2,407,391	0	0

Printed on a Xerox 9700 Laser Printing System at the Computing Services Center / Texas A&M University

Form: URGB01 (02/05/85)

Account	Description	Beginning Balance	Revenues	Net Allocations	Expenditures	Increase (Decrease)	Ending Balance
130507-00000	GRADUATE ASSISTANT-ARCHITECTURE						
	Expense						
	Salaries - Faculty				80,000		
	Salaries - Non-Faculty				2,712		
	Account Total	0	0	82,712	82,712	0	0
130508-00000	GRADUATE ASSISTANT-CONSTRUCTION SCI						
	Expense						
	Salaries - Faculty				21,671		
	Account Total	0	0	21,671	21,671	0	0
130509-00000	GRADUATE ASSISTANT-LANDSCAPE ARCH						
	Expense						
	Salaries - Faculty				80,000		
	Salaries - Non-Faculty				8,383		
	Account Total	0	0	88,383	88,383	0	0
130511-00000	GRAD PGM ENHANCEMENT-ARCHITECTURE						
	Expense						
	Salaries - Faculty				10,000		
	Salaries - Non-Faculty				10,000		
	Account Total	0	0	20,000	20,000	0	0
130514-00000	GRAD ASSISTANTS-VISUALIZATION						
	Expense						
	Salaries - Faculty				57,617		
	Account Total	0	0	57,617	57,617	0	0
130900-00000	BUSH SCHOOL						
	Expense						
	Salaries - Faculty				4,949,261		
	Salaries - Non-Faculty				1,853,220		
	Operations and Maintenance				485		
	Account Total	0	0	6,802,966	6,802,966	0	0
130905-00000	GRAD PRGM ENHANCE - BUSH SCHOOL						
	Expense						
	Salaries - Non-Faculty				273,590		
	Account Total	0	0	273,590	273,590	0	0
131011-00000	BUSINESS - INSTRUCTIONAL SUPPORT						
	Expense						
	Salaries - Faculty				25,748,909		
	Salaries - Non-Faculty				1,974,508		
	Wages				63,503		
	Operations and Maintenance				77,240		
	Account Total	0	0	27,864,160	27,864,160	0	0

Printed on a Xerox 9700 Laser Printing System at the Computing Services Center / Texas A&M University

Form: URGB01 (02/05/85)

Account	Description	Beginning Balance	Revenues	Net Allocations	Expenditures	Increase (Decrease)	Ending Balance
131016-00000	GRAD PGM ENHANCEMENT-BUSINESS						
	Expense						
	Salaries - Non-Faculty				510,000		
	Scholarships				134,060		
	Account Total	0	0	644,060	644,060	0	0
131502-00000	COLLEGE OF EDUCATION SUPPORT SERVIC						
	Expense						
	Salaries - Faculty				18,523,563		
	Salaries - Non-Faculty				3,135,650		
	Wages				150,000		
	Account Total	0	0	21,809,213	21,809,213	0	0
131513-00000	GRAD ENHANCEMENT FUNDS - CLED						
	Expense						
	Salaries - Faculty				1,000		
	Salaries - Non-Faculty				525,915		
	Operations and Maintenance				132,175		
	Account Total	0	0	659,090	659,090	0	0
132014-00000	ENGINEERING - INSTRUCTIONAL SUPPORT						
	Expense						
	Salaries - Faculty				45,907,963		
	Salaries - Non-Faculty				18,248,288		
	Account Total	0	0	64,156,251	64,156,251	0	0
132016-00000	GRAD PGM ENHANCEMENT-ENGINEERING						
	Expense						
	Salaries - Faculty				1,036,387		
	Salaries - Non-Faculty				402,388		
	Account Total	0	0	1,438,775	1,438,775	0	0
132500-00000	GEOGRAPHY						
	Expense						
	Salaries - Faculty				1,908,436		
	Salaries - Non-Faculty				152,528		
	Account Total	0	0	2,060,964	2,060,964	0	0
132501-00000	GEOLOGY						
	Expense						
	Salaries - Faculty				3,421,400		
	Salaries - Non-Faculty				179,399		
	Account Total	0	0	3,600,799	3,600,799	0	0
132503-00000	ATMOSPHERIC SCIENCES						
	Expense						
	Salaries - Faculty				2,411,850		
	Salaries - Non-Faculty				159,170		
	Account Total	0	0	2,571,020	2,571,020	0	0

Printed on a Xerox 9700 Laser Printing System at the Computing Services Center / Texas A&M University

Form: URGB01 (02/05/85)

Account	Description	Beginning Balance	Revenues	Net Allocations	Expenditures	Increase (Decrease)	Ending Balance
132504-00000	OCEANOGRAPHY						
	Expense						
	Salaries - Faculty				2,275,468		
	Salaries - Non-Faculty				142,542		
	Account Total	0	0	2,418,010	2,418,010	0	0
132506-00000	GRADUATE ASSISTANTS - GEOSCIENCES						
	Expense						
	Salaries - Faculty				658,292		
	Account Total	0	0	658,292	658,292	0	0
132509-00000	GEOSCIENCES - INSTITUTIONAL SUPPORT						
	Expense						
	Salaries - Non-Faculty				107,530		
	Account Total	0	0	107,530	107,530	0	0
132509-20000	GERG-INST. SUPPT - GERG SALARIES						
	Expense						
	Salaries - Non-Faculty				98,180		
	Account Total	0	0	98,180	98,180	0	0
132512-00000	GRAD PGM ENHANCEMENT-GEOSCIENCES						
	Expense						
	Operations and Maintenance				127,922		
	Account Total	0	0	127,922	127,922	0	0
132529-00000	INFORMATION TECHNOLOGY-GEOSCIENCES						
	Expense						
	Salaries - Non-Faculty				233,527		
	Account Total	0	0	233,527	233,527	0	0
132535-00000	ENVIRONMENTAL PROGRAMS - GEOSCIENCE						
	Expense						
	Salaries - Faculty				179,810		
	Account Total	0	0	179,810	179,810	0	0
133017-00000	LIBERAL ARTS - INSTRUCTIONAL SUPPOR						
	Expense						
	Salaries - Faculty				41,154,501		
	Salaries - Non-Faculty				5,150,500		
	Account Total	0	0	46,305,001	46,305,001	0	0
133019-00000	GRAD PGM ENHANCEMENT-LIBERAL ARTS						
	Expense						
	Salaries - Faculty				196,801		
	Salaries - Non-Faculty				150,000		
	Account Total	0	0	346,801	346,801	0	0

Printed on a Xerox 9700 Laser Printing System at the Computing Services Center / Texas A&M University

Form: URGB01 (02/05/85)

Account	Description	Beginning Balance	Revenues	Net Allocations	Expenditures	Increase (Decrease)	Ending Balance
133090-00000	GRADUATE FUNDING - ECON						
	Expense						
	Salaries - Faculty				423,000		
	Salaries - Non-Faculty				105,050		
	Account Total	0	0	528,050	528,050	0	0
133091-00000	GRADUATE FUNDING - ENGL						
	Expense						
	Salaries - Faculty				593,500		
	Salaries - Non-Faculty				81,500		
	Account Total	0	0	675,000	675,000	0	0
133092-00000	GRADUATE FUNDING - HIST						
	Expense						
	Salaries - Faculty				217,183		
	Salaries - Non-Faculty				8,000		
	Account Total	0	0	225,183	225,183	0	0
133094-00000	GRADUATE FUNDING - HISP						
	Expense						
	Salaries - Faculty				155,141		
	Salaries - Non-Faculty				11,000		
	Account Total	0	0	166,141	166,141	0	0
133095-00000	GRADUATE FUNDING - PERF						
	Expense						
	Salaries - Faculty				100,000		
	Account Total	0	0	100,000	100,000	0	0
133096-00000	GRADUATE FUNDING - PHIL						
	Expense						
	Salaries - Faculty				191,442		
	Salaries - Non-Faculty				52,175		
	Account Total	0	0	243,617	243,617	0	0
133097-00000	GRADUATE STUDIES - POLS						
	Expense						
	Salaries - Faculty				158,156		
	Salaries - Non-Faculty				463,200		
	Account Total	0	0	621,356	621,356	0	0
133098-00000	GRADUATE FUNDING - PSYC						
	Expense						
	Salaries - Faculty				433,022		
	Salaries - Non-Faculty				25,500		
	Account Total	0	0	458,522	458,522	0	0

Printed on a Xerox 9700 Laser Printing System at the Computing Services Center / Texas A&M University

Form: URGB01 (02/05/85)

Account	Description	Beginning Balance	Revenues	Net Allocations	Expenditures	Increase (Decrease)	Ending Balance
133099-00000	GRADUATE FUNDING - ANTH						
	Expense						
	Salaries - Faculty				197,475		
	Salaries - Non-Faculty				44,000		
	Account Total	0	0	241,475	241,475	0	0
133100-00000	GRADUATE FUNDING - SOCI						
	Expense						
	Salaries - Faculty				382,979		
	Salaries - Non-Faculty				25,000		
	Account Total	0	0	407,979	407,979	0	0
133102-00000	GRADUATE FUNDING - SCOM						
	Expense						
	Salaries - Faculty				411,758		
	Salaries - Non-Faculty				35,039		
	Account Total	0	0	446,797	446,797	0	0
133510-00000	SCIENCE - INSTRUCTIONAL SUPPORT						
	Expense						
	Salaries - Faculty				37,704,794		
	Salaries - Non-Faculty				8,325,542		
	Account Total	0	0	46,030,336	46,030,336	0	0
133514-00000	GRAD PGM ENHANCEMENT-SCIENCE						
	Expense						
	Salaries - Faculty				363,204		
	Operations and Maintenance				168,923		
	Account Total	0	0	532,127	532,127	0	0
134004-00000	INST FOR SCIENTIFIC COMPUTATION-SAL						
	Expense						
	Salaries - Faculty				11,790		
	Salaries - Non-Faculty				165,129		
	Wages				5,000		
	Operations and Maintenance				14,244		
	Account Total	0	0	196,163	196,163	0	0
134021-00000	AGGIE HONOR SYSTEM OFFICE						
	Expense						
	Salaries - Non-Faculty				200,192		
	Account Total	0	0	200,192	200,192	0	0
134040-00000	ENHANCEMENT OF GRADUATE STUDIES						
	Expense						
	Salaries - Non-Faculty				723,639		
	Account Total	0	0	723,639	723,639	0	0

Printed on a Xerox 9700 Laser Printing System at the Computing Services Center / Texas A&M University

Form: URGB01 (02/05/85)

Account	Description	Beginning Balance	Revenues	Net Allocations	Expenditures	Increase (Decrease)	Ending Balance
134044-00000	TELECOMMUNICATIONS ACADEMY						
	Expense						
	Salaries - Faculty				133,360		
	Salaries - Non-Faculty				229,846		
	Operations and Maintenance				1,460		
	Account Total	0	0	364,666	364,666	0	0
134046-00000	DEAN OF FACULTIES/FACULTY PROG & SV						
	Expense						
	Salaries - Faculty				232,592		
	Account Total	0	0	232,592	232,592	0	0
134050-00000	DISTINGUISHED PROFESSOR COMMITMENTS						
	Expense						
	Salaries - Faculty				31,807		
	Account Total	0	0	31,807	31,807	0	0
134075-00000	PARTNER PLACEMENT-APDF						
	Expense						
	Salaries - Faculty				1,452,500		
	Account Total	0	0	1,452,500	1,452,500	0	0
134301-00000	TAMU - IT						
	Expense						
	Salaries - Non-Faculty				2,128,573		
	Account Total	0	0	2,128,573	2,128,573	0	0
134308-00000	INSTRUCTIONAL MEDIA SERVICES						
	Expense						
	Salaries - Non-Faculty				388,232		
	Account Total	0	0	388,232	388,232	0	0
134309-00000	HONORS PROGRAM						
	Expense						
	Salaries - Non-Faculty				200,000		
	Account Total	0	0	200,000	200,000	0	0
134309-10000	POSSE MENTOR BUYOUT						
	Expense						
	Operations and Maintenance				60,000		
	Account Total	0	0	60,000	60,000	0	0
134311-00000	INTERDISCIPLINARY INSTRUCTION-GALVE						
	Expense						
	Salaries - Faculty				230,681		
	Salaries - Non-Faculty				98,062		
	Operations and Maintenance				106,187		
	Account Total	0	0	434,930	434,930	0	0

Printed on a Xerox 9700 Laser Printing System at the Computing Services Center / Texas A&M University

Form: URGB01 (02/05/85)

Account	Description	Beginning Balance	Revenues	Net Allocations	Expenditures	Increase (Decrease)	Ending Balance
134312-00000	COMPARATIVE MEDICINE PROGRAM						
	Expense						
	Salaries - Non-Faculty				91,291		
	Operations and Maintenance				9,625		
	Account Total	0	0	100,916	100,916	0	0
134313-00000	MILITARY SCIENCE DEPARTMENT						
	Expense						
	Salaries - Non-Faculty				109,974		
	Account Total	0	0	109,974	109,974	0	0
134331-00000	EDUCATIONAL TELEVISION						
	Expense						
	Salaries - Non-Faculty				724,408		
	Account Total	0	0	724,408	724,408	0	0
134333-00000	LAB FOR SYN/BIOLOGIC/INTER - LSBI						
	Expense						
	Salaries - Non-Faculty				168,713		
	Account Total	0	0	168,713	168,713	0	0
134343-00000	TEXAS A&M UNIVERSITY PRESS						
	Expense						
	Salaries - Non-Faculty				389,959		
	Account Total	0	0	389,959	389,959	0	0
134344-00000	RESEARCH COMPLIANCE AND BIOSAFETY						
	Expense						
	Salaries - Non-Faculty				1,061,822		
	Account Total	0	0	1,061,822	1,061,822	0	0
135001-00000	BIMS UNDERGRADUATE PROGRAM						
	Expense						
	Operations and Maintenance				8,046		
	Account Total	0	0	8,046	8,046	0	0
135002-00000	VET MED GRADUATE PROGRAM						
	Expense						
	Salaries - Faculty				10,000		
	Salaries - Non-Faculty				573,000		
	Account Total	0	0	583,000	583,000	0	0
135250-00000	BIMS - VET INTEGRATIVE BIOSCIENCES						
	Expense						
	Salaries - Faculty				279,731		
	Operations and Maintenance				155,101		
	Account Total	0	0	434,832	434,832	0	0

Printed on a Xerox 9700 Laser Printing System at the Computing Services Center / Texas A&M University

Form: URGB01 (02/05/85)

Account	Description	Beginning Balance	Revenues	Net Allocations	Expenditures	Increase (Decrease)	Ending Balance
135253-00000	BIMS - PATHOBIOLOGY						
	Expense						
	Salaries - Faculty				614,136		
	Account Total	0	0	614,136	614,136	0	0
135254-00000	BIMS - PHYSIOLOGY & PHARMACOLOGY						
	Expense						
	Salaries - Faculty				578,310		
	Account Total	0	0	578,310	578,310	0	0
135255-00000	BIMS - BIOMEDICAL SCIENCE						
	Expense						
	Salaries - Non-Faculty				620,025		
	Account Total	0	0	620,025	620,025	0	0
135300-00000	VET INTEGRATIVE BIOSCIENCES - GP						
	Expense						
	Salaries - Faculty				573,814		
	Operations and Maintenance				177,859		
	Account Total	0	0	751,673	751,673	0	0
135302-00000	SMALL ANIMAL CLINICAL SCIENCES-GP						
	Expense						
	Salaries - Faculty				192,808		
	Account Total	0	0	192,808	192,808	0	0
135303-00000	VET PATHOBIOLOGY - GRADUATE PROGRAM						
	Expense						
	Salaries - Faculty				547,952		
	Account Total	0	0	547,952	547,952	0	0
135304-00000	PHYSIOLOGY & PHARMACOLOGY - GP						
	Expense						
	Salaries - Faculty				224,054		
	Salaries - Non-Faculty				150,000		
	Account Total	0	0	374,054	374,054	0	0
135307-00000	VET MED GRADUATE PROG ENH FUNDS						
	Expense						
	Salaries - Faculty				10,000		
	Salaries - Non-Faculty				30,000		
	Operations and Maintenance				32,091		
	Account Total	0	0	72,091	72,091	0	0
135310-00000	VLCS GRADUATE STUDIES						
	Expense						
	Salaries - Faculty				59,939		
	Account Total	0	0	59,939	59,939	0	0

Printed on a Xerox 9700 Laser Printing System at the Computing Services Center / Texas A&M University

Form: URGB01 (02/05/85)

Account	Description	Beginning Balance	Revenues	Net Allocations	Expenditures	Increase (Decrease)	Ending Balance
137100-00000	DEAN, COLLEGE OF ARCHITECTURE						
	Expense						
	Salaries - Faculty				1,001,725		
	Salaries - Non-Faculty				621,000		
	Account Total	0	0	1,622,725	1,622,725	0	0
137200-00000	DEAN OF BUSINESS						
	Expense						
	Salaries - Faculty				215		
	Salaries - Non-Faculty				1,380,618		
	Account Total	0	0	1,380,833	1,380,833	0	0
137500-00000	DEAN OF GEOSCIENCES_(ADLOC)						
	Expense						
	Salaries - Faculty				923,067		
	Salaries - Non-Faculty				969,566		
	Account Total	0	0	1,892,633	1,892,633	0	0
137500-00002	CLGE - FACULTY SUMMER SALARY						
	Expense						
	Salaries - Faculty				44,830		
	Account Total	0	0	44,830	44,830	0	0
137500-00003	DE-ONLINE DISTANCE ED STARTUP						
	Expense						
	Salaries - Non-Faculty				145,679		
	Account Total	0	0	145,679	145,679	0	0
137900-00000	DEAN OF FACULTIES						
	Expense						
	Salaries - Faculty				190,957		
	Salaries - Non-Faculty				1,804,101		
	Operations and Maintenance				6		
	Account Total	0	0	1,995,064	1,995,064	0	0
137901-00000	GRADUATE AND PROFESSIONAL STUDIES						
	Expense						
	Salaries - Non-Faculty				858,342		
	Account Total	0	0	858,342	858,342	0	0
137902-00000	ASSOCIATE PROVOST FOR UNDERGRADUATE						
	Expense						
	Salaries - Non-Faculty				318,193		
	Account Total	0	0	318,193	318,193	0	0
137903-00000	TRANSITION ACADEMIC PROGRAMS						
	Expense						
	Salaries - Non-Faculty				356,567		
	Account Total	0	0	356,567	356,567	0	0

Printed on a Xerox 9700 Laser Printing System at the Computing Services Center / Texas A&M University

Form: URGB01 (02/05/85)

Account	Description	Beginning Balance	Revenues	Net Allocations	Expenditures	Increase (Decrease)	Ending Balance
137905-00000	STUDY ABROAD PROGRAMS OFFICE						
	Expense						
	Salaries - Non-Faculty				323,592		
	Account Total	0	0	323,592	323,592	0	0
137909-00000	ACADEMIC SUCCESS CENTER						
	Expense						
	Salaries - Non-Faculty				504,989		
	Account Total	0	0	504,989	504,989	0	0
138100-00000	PROVOST INITIATIVES						
	Expense						
	Salaries - Faculty				3,641,961		
	Account Total	0	0	3,641,961	3,641,961	0	0
138102-00000	INSTITUTE FOR QUANTUM SCI & ENG						
	Expense						
	Salaries - Faculty				339,329		
	Salaries - Non-Faculty				152,100		
	Account Total	0	0	491,429	491,429	0	0
138108-00000	TAMU INSTITUTE FOR NEUROSCIENCE						
	Expense						
	Salaries - Faculty				22,000		
	Salaries - Non-Faculty				216,153		
	Account Total	0	0	238,153	238,153	0	0
138109-00000	APPLIED MATHEMATICAL STATISTICS						
	Expense						
	Salaries - Non-Faculty				49,982		
	Benefits				12,000		
	Account Total	0	0	61,982	61,982	0	0
138110-00000	WHOLE SYSTEMS GENOMICS INITIATIVE						
	Expense						
	Salaries - Faculty				153,535		
	Salaries - Non-Faculty				195,682		
	Account Total	0	0	349,217	349,217	0	0
138111-00000	NUCLEAR SOLUTIONS INSTITUTE						
	Expense						
	Salaries - Non-Faculty				48,000		
	Account Total	0	0	48,000	48,000	0	0
138114-00000	VETERINARY MEDICINE - SALARY						
	Expense						
	Salaries - Faculty				159,120		
	Account Total	0	0	159,120	159,120	0	0

Printed on a Xerox 9700 Laser Printing System at the Computing Services Center / Texas A&M University

Form: URGB01 (02/05/85)

Account	Description	Beginning Balance	Revenues	Net Allocations	Expenditures	Increase (Decrease)	Ending Balance
138116-00000	HAGLER INSTITUTE FOR ADVANCED STUDY						
	Expense						
	Salaries - Faculty				985,298		
	Salaries - Non-Faculty				257,823		
	Account Total	0	0	1,243,121	1,243,121	0	0
138129-00000	HEC MCALLEN PERSONNEL						
	Expense						
	Salaries - Non-Faculty				150,000		
	Account Total	0	0	150,000	150,000	0	0
138130-00000	SCHOOL OF INNOVATION/ECON DEVELOPMT						
	Expense						
	Salaries - Non-Faculty				1,000,000		
	Account Total	0	0	1,000,000	1,000,000	0	0
138131-00000	ASST PROVOST UG STUDIES ADLOC						
	Expense						
	Salaries - Non-Faculty				352,113		
	Operations and Maintenance				165,000		
	Account Total	0	0	517,113	517,113	0	0
138132-00000	HSC PERSONNEL SUPPORT						
	Expense						
	Salaries - Faculty				225,000		
	Account Total	0	0	225,000	225,000	0	0
138301-00000	COLLEGE OF LAW						
	Expense						
	Salaries - Faculty				8,500,000		
	Salaries - Non-Faculty				318,505		
	Account Total	0	0	8,818,505	8,818,505	0	0
144001-00000	VET MED - ADMINISTRATION						
	Expense						
	Salaries - Faculty				320,000		
	Salaries - Non-Faculty				2,668,391		
	Account Total	0	0	2,988,391	2,988,391	0	0
144002-00000	VET INTEGRATIVE BIOSCIENCES						
	Expense						
	Salaries - Faculty				2,373,822		
	Salaries - Non-Faculty				1,088,898		
	Operations and Maintenance				105,000		
	Account Total	0	0	3,567,720	3,567,720	0	0

Printed on a Xerox 9700 Laser Printing System at the Computing Services Center / Texas A&M University

Form: URGB01 (02/05/85)

Account	Description	Beginning Balance	Revenues	Net Allocations	Expenditures	Increase (Decrease)	Ending Balance
144003-00000	VET MED - LARGE ANIMAL MEDICINE & S						
	Expense						
	Salaries - Faculty				3,888,711		
	Salaries - Non-Faculty				400,000		
	Account Total	0	0	4,288,711	4,288,711	0	0
144004-00000	VET MED-SMALL ANIMAL CLINICAL SCI						
	Expense						
	Salaries - Faculty				4,926,208		
	Salaries - Non-Faculty				420,000		
	Account Total	0	0	5,346,208	5,346,208	0	0
144006-00000	VET MED - PATHOBIOLOGY						
	Expense						
	Salaries - Faculty				3,130,963		
	Salaries - Non-Faculty				1,363,689		
	Account Total	0	0	4,494,652	4,494,652	0	0
144007-00000	VET MED - PHYSIOLOGY & PHARMACOLOGY						
	Expense						
	Salaries - Faculty				2,320,374		
	Salaries - Non-Faculty				425,000		
	Account Total	0	0	2,745,374	2,745,374	0	0
144009-00000	VET MED - SUPPORT SERVICES						
	Expense						
	Salaries - Non-Faculty				460,886		
	Account Total	0	0	460,886	460,886	0	0
144011-00000	VET MED - COMPUTING SERVICES						
	Expense						
	Salaries - Non-Faculty				1,177,356		
	Account Total	0	0	1,177,356	1,177,356	0	0
144012-00000	VET MED - INSTRUCTIONAL SUPPORT						
	Expense						
	Salaries - Faculty				2,334,628		
	Account Total	0	0	2,334,628	2,334,628	0	0
144013-00000	VET MED - TEACHING HOSPITAL						
	Expense						
	Salaries - Non-Faculty				9,732,374		
	Wages				800,000		
	Operations and Maintenance				8,704,077		
	Account Total	0	0	19,236,451	19,236,451	0	0

Printed on a Xerox 9700 Laser Printing System at the Computing Services Center / Texas A&M University

Form: URGB01 (02/05/85)

Account	Description	Beginning Balance	Revenues	Net Allocations	Expenditures	Increase (Decrease)	Ending Balance
144014-00000	VET MED - MEDICAL SCIENCE LIBRARY						
	Expense						
	Salaries - Faculty				341,369		
	Account Total	0	0	341,369	341,369	0	0
144015-00000	IMAGE ANALYSIS LABORATORY-COLLEGE O						
	Expense						
	Salaries - Faculty				13,400		
	Salaries - Non-Faculty				20,000		
	Operations and Maintenance				43,437		
	Account Total	0	0	76,837	76,837	0	0
144016-00000	VETERINARY MEDICAL PARK - TAMU						
	Expense						
	Salaries - Non-Faculty				477,287		
	Operations and Maintenance				5,754		
	Account Total	0	0	483,041	483,041	0	0
144020-00000	DEAN OF VETERINARY MEDICINE-SPECIAL						
	Expense						
	Salaries - Non-Faculty				199,153		
	Operations and Maintenance				178,347		
	Account Total	0	0	377,500	377,500	0	0
144028-00000	VET MED-PHYS PLT INFRASTRUCTURE SUP						
	Expense						
	Operations and Maintenance				156,262		
	Account Total	0	0	156,262	156,262	0	0
144030-00000	SCHOLARSHIP-TUIT & WAIVERS-CLVM(60						
	Expense						
	Scholarships				374,057		
	Account Total	0	0	374,057	374,057	0	0
144048-00000	TIPS OPERATING EXPENSE RESERVE						
	Expense						
	Salaries - Non-Faculty				453,489		
	Account Total	0	0	453,489	453,489	0	0
149003-00000	LIBRARIES						
	Expense						
	Salaries - Faculty				5,142,424		
	Salaries - Non-Faculty				7,104,370		
	Account Total	0	0	12,246,794	12,246,794	0	0

Printed on a Xerox 9700 Laser Printing System at the Computing Services Center / Texas A&M University

Form: URGB01 (02/05/85)

Account	Description	Beginning Balance	Revenues	Net Allocations	Expenditures	Increase (Decrease)	Ending Balance
149022-00000	MEDICAL SCIENCES LIBRARY HSC						
	Expense						
	Salaries - Faculty				921,230		
	Salaries - Non-Faculty				654,068		
	Operations and Maintenance				805,957		
	Account Total	0	0	2,381,255	2,381,255	0	0
150002-00000	CENTRAL RECEIVING						
	Expense						
	Salaries - Non-Faculty				304,242		
	Wages				1,000		
	Operations and Maintenance				71,923		
	Account Total	0	0	377,165	377,165	0	0
150005-00000	ENVIRONMENTAL HEALTH & SAFETY						
	Expense						
	Salaries - Non-Faculty				2,610,471		
	Account Total	0	0	2,610,471	2,610,471	0	0
150008-00000	FCOR GIS MAPPING						
	Expense						
	Salaries - Non-Faculty				182,114		
	Account Total	0	0	182,114	182,114	0	0
150603-00000	UNIVERSITY CENTER BUILDING MAINTENA						
	Expense						
	Salaries - Non-Faculty				66,041		
	Account Total	0	0	66,041	66,041	0	0
151005-00000	RECREATIONAL SPORTS E&G CUSTODIAL F						
	Expense						
	Salaries - Non-Faculty				4,704		
	Account Total	0	0	4,704	4,704	0	0
151501-00000	CENTRAL UTILITIES						
	Expense						
	Utilities				457,000		
	Account Total	0	0	457,000	457,000	0	0
153001-00000	SEA GRANT ADMINISTRATION & PROGRAM						
	Expense						
	Salaries - Non-Faculty				520,424		
	Account Total	0	0	520,424	520,424	0	0

Printed on a Xerox 9700 Laser Printing System at the Computing Services Center / Texas A&M University

Form: URGB01 (02/05/85)

Account	Description	Beginning Balance	Revenues	Net Allocations	Expenditures	Increase (Decrease)	Ending Balance
155084-00000	TEXAS A&M ENERGY INSTITUTE						
	Expense						
	Salaries - Faculty				45,140		
	Salaries - Non-Faculty				341,754		
	Operations and Maintenance				1,987		
	Account Total	0	0	388,881	388,881	0	0
163001-00000	CYCLOTRON INSTITUTE						
	Expense						
	Salaries - Faculty				120,298		
	Salaries - Non-Faculty				833,332		
	Account Total	0	0	953,630	953,630	0	0
163201-00000	ACADEMIC SKILLS PROGRAM - REMEDIAL						
	Expense						
	Salaries - Non-Faculty				77,022		
	Account Total	0	0	77,022	77,022	0	0
163601-00000	PUBLIC POLICY RESEARCH INSTITUTE						
	Expense						
	Salaries - Non-Faculty				94,671		
	Account Total	0	0	94,671	94,671	0	0
163880-00000	SCHOLARSHIP-WAIVERS & EXEMPTIONS(60						
	Expense						
	Scholarships				57,725,797		
	Account Total	0	0	57,725,797	57,725,797	0	0
163883-00000	SCHOLARSHIP-TUIT & WAIVERS-GRAD(60)						
	Expense						
	Scholarships				180,000		
	Account Total	0	0	180,000	180,000	0	0
163884-00000	SCHOLARSHIPS - TUIT & WAIVERS-CLLW						
	Expense						
	Scholarships				311,817		
	Account Total	0	0	311,817	311,817	0	0
163902-00000	STATE COLLEGE WORK STUDY						
	Expense						
	Wages				175,000		
	Account Total	0	0	175,000	175,000	0	0
163940-00000	PUBLIC SERVICE-SURVIVOR'S BENEFIT						
	Expense						
	Scholarships				40,000		
	Account Total	0	0	40,000	40,000	0	0

Printed on a Xerox 9700 Laser Printing System at the Computing Services Center / Texas A&M University

Form: URGB01 (02/05/85)

Account	Description	Beginning Balance	Revenues	Net Allocations	Expenditures	Increase (Decrease)	Ending Balance
163950-00000	TEXAS GRANT - TAMU - CS - STATE						
	Expense						
	Scholarships				29,250,000		
	Account Total	0	0	29,250,000	29,250,000	0	0
163970-00000	TOP 10% STATE SCHOLARSHIP						
	Expense						
	Scholarships				500,000		
	Account Total	0	0	500,000	500,000	0	0
164050-00000	COLONIAS						
	Expense						
	Salaries - Non-Faculty				684,524		
	Account Total	0	0	684,524	684,524	0	0
179901-10000	CONTINGENT INCOME-INSTRUCTION (10)						
	Expense						
	Salaries - Faculty				3,142,821		
	Salaries - Non-Faculty				2,200,000		
	Account Total	0	0	5,342,821	5,342,821	0	0
199999-00000	AFR TUITION DISCOUNTING						
	Expense						
	Scholarship Discounts				26,739,585-		
	Account Total	0	0	26,739,585-	26,739,585-	0	0

Printed on a Xerox 9700 Laser Printing System at the Computing Services Center / Texas A&M University

Form: URGB01 (02/05/85)

Account	Description	Beginning Balance	Revenues	Net Allocations	Expenditures	Increase (Decrease)	Ending Balance
Functional and General Funds - Board Approved							
	Revenue						
	State Approp - Gene		295,990,725				
	State Approp - Bene		67,548,683				
	Tuition - State		118,373,644				
	Discounts and Allow		25,172,760-				
	Fees		700,000				
	Discounts and Allow		148,859-				
	Exemptions		3,778,432				
	Student Financial A		29,925,000				
	Sales and Services		29,788,064				
	Investment Income		2,154,500				
	Expense						
	Salaries - Faculty				284,629,212		
	Salaries - Non-Faculty				162,414,544		
	Wages				1,781,243		
	Benefits				96,906,521		
	Utilities				457,000		
	Scholarships				33,702,492		
	Scholarship Discounts				26,739,585-		
	Operations and Maintenance				13,081,778		
	Other Non-Operating Expense				325,000		
	Grand Total	0	522,937,429	43,620,776	566,558,205	0	0

Printed on a Xerox 9700 Laser Printing System at the Computing Services Center / Texas A&M University

Form: URGB01 (02/05/85)

Account	Description	Beginning Balance	Revenues	Net Allocations	Expenditures	Increase (Decrease)	Ending Balance
200070-00000	EI-MASTER OF SCIENCE AND ENERGY						
	Revenue						
	Fees		400,000				
	Expense						
	Salaries - Non-Faculty				198,245		
	Operations and Maintenance				201,755		
	Account Total	0	400,000	0	400,000	0	0
200100-00000	S/G SPECIAL ACTIVITIES ACCOUNT						
	Expense						
	Operations and Maintenance				50,000		
	Account Total	50,000	0	0	50,000	50,000-	0
200210-00000	PRESIDENTIAL CONFERENCE CENTER						
	Revenue						
	Sales and Services		70,000				
	Expense						
	Wages				10,000		
	Benefits				100		
	Operations and Maintenance				59,900		
	Account Total	0	70,000	0	70,000	0	0
200220-00000	MSF PROGRAM ENROLLMENT FEE ACCOUNT						
	Revenue						
	Fees		800,000				
	Expense						
	Salaries - Faculty				229,961		
	Salaries - Non-Faculty				88,101		
	Benefits				72,423		
	Scholarships				105,000		
	Operations and Maintenance				304,515		
	Account Total	0	800,000	0	800,000	0	0
200260-00000	COMPASS REVENUES						
	Revenue						
	Sales and Services		3,900,000				
	Other Operating Inc		6,600,000				
	Expense						
	Operations and Maintenance				1,700,000		
	Account Total	0	10,500,000	1,500,000-	1,700,000	7,300,000	7,300,000

Printed on a Xerox 9700 Laser Printing System at the Computing Services Center / Texas A&M University

Form: URGB01 (02/05/85)

Account	Description	Beginning Balance	Revenues	Net Allocations	Expenditures	Increase (Decrease)	Ending Balance
200300-00000	DEPARTMENTAL ACCOUNTING SERVICES						
	Revenue						
	Sales and Services		694,310				
	Expense						
	Salaries - Non-Faculty				622,509		
	Wages				80,000		
	Benefits				140,000		
	Operations and Maintenance				25,000		
	Account Total	85,300	694,310	87,899	867,509	85,300-	0
200390-00000	STAFF APPRECIATION WEEK						
	Expense						
	Operations and Maintenance				35,000		
	Account Total	0	0	35,000	35,000	0	0
200460-00000	MS BUSINESS PROGRAM FEE						
	Revenue						
	Fees		640,000				
	Expense						
	Salaries - Faculty				104,773		
	Salaries - Non-Faculty				39,849		
	Benefits				32,910		
	Operations and Maintenance				462,468		
	Account Total	0	640,000	0	640,000	0	0
200480-00000	AFR YEAR END ENTRIES (35)						
	Revenue						
	Contracts and Grant		11,000				
	Gifts		1,000,000				
	Sales and Services		7,000,000				
	Expense						
	Salaries - Faculty				3,650,000		
	Benefits				2,000,000		
	Account Total	0	8,011,000	0	5,650,000	2,361,000	2,361,000
200590-00000	PLANT PATHOLOGY FACULTY STARTUP						
	Expense						
	Salaries - Non-Faculty				40,554		
	Benefits				11,300		
	Operations and Maintenance				7,500		
	Account Total	60,490	0	0	59,354	59,354-	1,136

Printed on a Xerox 9700 Laser Printing System at the Computing Services Center / Texas A&M University

Form: URGB01 (02/05/85)

Account	Description	Beginning Balance	Revenues	Net Allocations	Expenditures	Increase (Decrease)	Ending Balance
200660-00000	COLLEGE STRATEGIC INITIATIVES-GEOSC						
	Expense						
	Salaries - Non-Faculty				62,000		
	Wages				1,700		
	Benefits				7,700		
	Scholarships				100,000		
	Operations and Maintenance				28,600		
	Account Total	200,000	0	0	200,000	200,000-	0
201050-00000	VICE PRESIDENT FOR FINANCE & CFO						
	Expense						
	Operations and Maintenance				424,973		
	Account Total	0	0	424,973	424,973	0	0
201060-00000	BUDGET OFFICE						
	Expense						
	Operations and Maintenance				57,092		
	Account Total	0	0	57,092	57,092	0	0
201070-00000	TAMU SPORTS CLUBS						
	Revenue						
	Sales and Services		27,000				
	Other Operating Inc		1,000				
	Expense						
	Salaries - Non-Faculty				76,580		
	Benefits				18,726		
	Utilities				1,100		
	Operations and Maintenance				237,032		
	Account Total	0	28,000	305,438	333,438	0	0
201110-00000	TEXAS TUITION PROMISE FUND EXCESS						
	Revenue						
	Tuition - State		35,000				
	Account Total	0	35,000	0	0	35,000	35,000
201120-00000	SFAOP - ENROLLMENT SERVICES						
	Revenue						
	Sales and Services		193,746				
	Expense						
	Operations and Maintenance				193,746		
	Account Total	0	193,746	0	193,746	0	0
201140-00000	AST - ENROLLMENT SERVICES						
	Revenue						
	Sales and Services		60,425				
	Expense						
	Operations and Maintenance				60,425		
	Account Total	0	60,425	0	60,425	0	0

Printed on a Xerox 9700 Laser Printing System at the Computing Services Center / Texas A&M University

Form: URGB01 (02/05/85)

Account	Description	Beginning Balance	Revenues	Net Allocations	Expenditures	Increase (Decrease)	Ending Balance
201180-00000	ADMI - ENROLLMENT SERVICES						
	Revenue						
	Sales and Services		80,468				
	Expense						
	Salaries - Non-Faculty				177,267		
	Benefits				53,180		
	Operations and Maintenance				21		
	Account Total	0	80,468	150,000	230,468	0	0
201190-00000	REGI - ENROLLMENT SERVICES						
	Revenue						
	Sales and Services		79,519				
	Expense						
	Salaries - Non-Faculty				61,167		
	Benefits				18,352		
	Account Total	0	79,519	0	79,519	0	0
201330-00000	VP - HR SERVICES						
	Expense						
	Operations and Maintenance				111,023		
	Account Total	0	0	111,023	111,023	0	0
201340-00000	ITAS-OAL MOU BILLING REVENUE						
	Revenue						
	Sales and Services		250,000				
	Expense						
	Wages				117,000		
	Operations and Maintenance				133,000		
	Account Total	0	250,000	0	250,000	0	0
201430-00000	FBI ETIQUETTE DINNER						
	Revenue						
	Gifts		17,100				
	Expense						
	Operations and Maintenance				17,100		
	Account Total	0	17,100	0	17,100	0	0
201770-00000	EQUESTRIAN CAMP						
	Revenue						
	Sales and Services		70,000				
	Expense						
	Wages				45,000		
	Benefits				5,000		
	Operations and Maintenance				20,000		
	Account Total	0	70,000	0	70,000	0	0

Printed on a Xerox 9700 Laser Printing System at the Computing Services Center / Texas A&M University

Form: URGB01 (02/05/85)

Account	Description	Beginning Balance	Revenues	Net Allocations	Expenditures	Increase (Decrease)	Ending Balance
201780-00000	SOFTBALL CAMP						
	Revenue						
	Sales and Services		300,000				
	Expense						
	Wages				180,000		
	Benefits				18,000		
	Operations and Maintenance				102,000		
	Account Total	0	300,000	0	300,000	0	0
201790-00000	WOMEN'S BASKETBALL CAMP						
	Revenue						
	Sales and Services		300,000				
	Expense						
	Wages				110,000		
	Benefits				10,000		
	Operations and Maintenance				180,000		
	Account Total	0	300,000	0	300,000	0	0
201800-00000	GOLF CAMP						
	Revenue						
	Sales and Services		180,000				
	Expense						
	Wages				110,000		
	Benefits				10,000		
	Operations and Maintenance				60,000		
	Account Total	0	180,000	0	180,000	0	0
201810-00000	MEN'S BASKETBALL CAMP						
	Revenue						
	Sales and Services		380,000				
	Expense						
	Wages				150,000		
	Benefits				15,000		
	Operations and Maintenance				215,000		
	Account Total	0	380,000	0	380,000	0	0
201820-00000	BASEBALL CAMP						
	Revenue						
	Sales and Services		500,000				
	Expense						
	Wages				380,000		
	Benefits				40,000		
	Operations and Maintenance				80,000		
	Account Total	0	500,000	0	500,000	0	0

Printed on a Xerox 9700 Laser Printing System at the Computing Services Center / Texas A&M University

Form: URGB01 (02/05/85)

Account	Description	Beginning Balance	Revenues	Net Allocations	Expenditures	Increase (Decrease)	Ending Balance
201830-00000	FOOTBALL CAMP						
	Revenue						
	Sales and Services		400,000				
	Expense						
	Wages				250,000		
	Benefits				25,000		
	Operations and Maintenance				125,000		
	Account Total	0	400,000	0	400,000	0	0
201840-00000	TRACK CAMP						
	Revenue						
	Sales and Services		60,000				
	Expense						
	Wages				35,000		
	Benefits				3,500		
	Operations and Maintenance				21,500		
	Account Total	0	60,000	0	60,000	0	0
201850-00000	AGGIE TENNIS CAMP (MEN)						
	Revenue						
	Sales and Services		500,000				
	Expense						
	Wages				300,000		
	Benefits				30,000		
	Operations and Maintenance				170,000		
	Account Total	0	500,000	0	500,000	0	0
201860-00000	CAMP ADMINISTRATION						
	Revenue						
	Other Operating Inc		50,000				
	Expense						
	Salaries - Non-Faculty				9,100		
	Wages				5,000		
	Benefits				4,000		
	Operations and Maintenance				31,900		
	Account Total	0	50,000	0	50,000	0	0
201880-00000	VOLLEYBALL CAMP						
	Revenue						
	Sales and Services		475,000				
	Expense						
	Wages				300,000		
	Benefits				30,000		
	Operations and Maintenance				145,000		
	Account Total	0	475,000	0	475,000	0	0

Printed on a Xerox 9700 Laser Printing System at the Computing Services Center / Texas A&M University

Form: URGB01 (02/05/85)

Account	Description	Beginning Balance	Revenues	Net Allocations	Expenditures	Increase (Decrease)	Ending Balance
201890-00000	SWIM CAMP						
	Revenue						
	Sales and Services		600,000				
	Expense						
	Wages				300,000		
	Benefits				30,000		
	Operations and Maintenance				270,000		
	Account Total	0	600,000	0	600,000	0	0
201910-00000	SOCCER CAMP						
	Revenue						
	Sales and Services		2,000,000				
	Expense						
	Wages				1,100,000		
	Benefits				110,000		
	Operations and Maintenance				790,000		
	Account Total	0	2,000,000	0	2,000,000	0	0
201940-00000	TEXAS A&M TENNIS CAMP (WOMEN)						
	Revenue						
	Sales and Services		200,000				
	Expense						
	Wages				120,000		
	Benefits				12,000		
	Operations and Maintenance				68,000		
	Account Total	0	200,000	0	200,000	0	0
202030-00000	HORSE JUDGING CAMP						
	Revenue						
	Sales and Services		30,000				
	Expense						
	Salaries - Faculty				5,000		
	Salaries - Non-Faculty				3,000		
	Wages				10,000		
	Benefits				3,000		
	Operations and Maintenance				9,000		
	Account Total	0	30,000	0	30,000	0	0
202100-00000	SOLTIS CTR FOR RESEARCH AND EDUCATI						
	Revenue						
	Sales and Services		5,000				
	Expense						
	Operations and Maintenance				285,412		
	Account Total	0	5,000	280,412	285,412	0	0
202150-00000	UNDERGRAD SCHOLARSHIPS						
	Expense						
	Scholarships				2,462,555		
	Account Total	0	0	2,462,555	2,462,555	0	0

Printed on a Xerox 9700 Laser Printing System at the Computing Services Center / Texas A&M University

Form: URGB01 (02/05/85)

Account	Description	Beginning Balance	Revenues	Net Allocations	Expenditures	Increase (Decrease)	Ending Balance
202530-00000	TAILGATING						
	Expense						
	Operations and Maintenance				200,000		
	Account Total	0	0	200,000	200,000	0	0
202860-00000	ASSOCIATE VP & CONTROLLER						
	Expense						
	Salaries - Non-Faculty				19,175		
	Operations and Maintenance				201,045		
	Account Total	0	0	220,220	220,220	0	0
202900-00000	CAMERA PROJECT						
	Revenue						
	Sales and Services		79,150				
	Expense						
	Salaries - Non-Faculty				53,482		
	Benefits				18,236		
	Operations and Maintenance				7,432		
	Account Total	0	79,150	0	79,150	0	0
203000-00000	LEGENDS PREMIER STALLION SEASON AUC						
	Revenue						
	Sales and Services		240,000				
	Expense						
	Salaries - Non-Faculty				127,870		
	Benefits				40,000		
	Operations and Maintenance				112,130		
	Account Total	40,000	240,000	0	280,000	40,000-	0
203010-00000	PREVENTIVE MAINTENANCE						
	Expense						
	Operations and Maintenance				300,000		
	Account Total	300,000	0	0	300,000	300,000-	0
203120-00000	QUANTUM BIOPHOTONICS RESEARCH						
	Expense						
	Operations and Maintenance				261,200		
	Account Total	261,200	0	0	261,200	261,200-	0
203150-00000	MFM PROGRAM FEE						
	Revenue						
	Fees		125,000				
	Expense						
	Salaries - Faculty				99,476		
	Benefits				19,895		
	Operations and Maintenance				5,629		
	Account Total	0	125,000	0	125,000	0	0

Printed on a Xerox 9700 Laser Printing System at the Computing Services Center / Texas A&M University

Form: URGB01 (02/05/85)

Account	Description	Beginning Balance	Revenues	Net Allocations	Expenditures	Increase (Decrease)	Ending Balance
203180-00000	TEXAS AGGIE DANCE TEAM						
	Revenue						
	Gifts		500				
	Sales and Services		15,000				
	Expense						
	Operations and Maintenance				15,500		
	Account Total	0	15,500	0	15,500	0	0
203390-00000	SHARED FINANCIAL SERVICES						
	Revenue						
	Sales and Services		1,685,975				
	Account Total	0	1,685,975	1,685,975-	0	0	0
203460-00000	UNIVERSITY ARTS						
	Expense						
	Wages				12,800		
	Benefits				2,000		
	Operations and Maintenance				78,480		
	Account Total	0	0	93,280	93,280	0	0
203480-00000	FEDERAL AFFORDABLE CARE ACT						
	Expense						
	Benefits				550,000		
	Account Total	0	0	0	550,000	550,000-	550,000-
203560-00000	RESEARCH COMPLIANCE & BIOSAFETY						
	Revenue						
	Other Operating Inc		1,753,460				
	Expense						
	Salaries - Faculty				29,996		
	Salaries - Non-Faculty				1,050,678		
	Benefits				227,624		
	Operations and Maintenance				445,162		
	Account Total	0	1,753,460	0	1,753,460	0	0
203650-00000	BUSINESS ACCELERATOR SPACE						
	Revenue						
	Sales and Services		225,000				
	Expense						
	Salaries - Non-Faculty				26,398		
	Benefits				4,221		
	Operations and Maintenance				194,381		
	Account Total	0	225,000	0	225,000	0	0

Printed on a Xerox 9700 Laser Printing System at the Computing Services Center / Texas A&M University

Form: URGB01 (02/05/85)

Account	Description	Beginning Balance	Revenues	Net Allocations	Expenditures	Increase (Decrease)	Ending Balance
203680-00000	MAYS MASTERS' PROGRAM FEE- DEAN						
	Expense						
	Salaries - Faculty				1,196,791		
	Salaries - Non-Faculty				240,028		
	Benefits				269,068		
	Operations and Maintenance				90,846		
	Account Total	0	0	1,796,733	1,796,733	0	0
203700-00000	SAPO - PASSPORT PROCESSING						
	Revenue						
	Sales and Services		120,000				
	Expense						
	Salaries - Non-Faculty				71,415		
	Wages				12,844		
	Benefits				21,425		
	Operations and Maintenance				14,316		
	Account Total	0	120,000	0	120,000	0	0
203750-00000	ITA SUMMER CIRCUIT TENNIS TOURNAMEN						
	Revenue						
	Sales and Services		12,000				
	Expense						
	Wages				5,000		
	Benefits				500		
	Operations and Maintenance				6,500		
	Account Total	0	12,000	0	12,000	0	0
203760-00000	OFFICE OF THE REGISTRAR-SUPPLEMENT						
	Revenue						
	Sales and Services		150,000				
	Expense						
	Operations and Maintenance				150,000		
	Account Total	0	150,000	0	150,000	0	0
203800-00000	COLLEGIATE LICENSING NON-ATHLETIC						
	Revenue						
	Other Operating Inc		1,000				
	Account Total	0	1,000	0	0	1,000	1,000
203810-00000	COLLEGIATE LICENSING OFFICE						
	Revenue						
	Investment Income		100,000				
	Other Operating Inc		4,700,000				
	Expense						
	Salaries - Faculty				60,000		
	Salaries - Non-Faculty				275,037		
	Benefits				70,000		
	Operations and Maintenance				275,000		
	Account Total	0	4,800,000	2,860,000-	680,037	1,259,963	1,259,963

Printed on a Xerox 9700 Laser Printing System at the Computing Services Center / Texas A&M University

Form: URGB01 (02/05/85)

Account	Description	Beginning Balance	Revenues	Net Allocations	Expenditures	Increase (Decrease)	Ending Balance
203830-00000	LIBRARIES - QATAR EXPENSES RETURN						
	Revenue						
	Other Operating Inc		21,080				
	Expense						
	Equipment (Capitalized)				21,080		
	Account Total	0	21,080	0	21,080	0	0
203850-00000	MS ANALYTIC PROGRAM						
	Revenue						
	Fees		800,000				
	Expense						
	Salaries - Non-Faculty				182,791		
	Benefits				48,442		
	Operations and Maintenance				568,767		
	Account Total	0	800,000	0	800,000	0	0
204020-00000	GREEN FUND						
	Expense						
	Operations and Maintenance				432		
	Account Total	432	0	0	432	432-	0
204210-00000	ATHLETIC COMPLIANCE						
	Expense						
	Salaries - Non-Faculty				519,260		
	Wages				4,320		
	Benefits				132,321		
	Operations and Maintenance				26,105		
	Account Total	2,594	0	682,006	682,006	0	2,594
204290-00000	DIVISION OF ADMINISTRATION - LOCAL						
	Expense						
	Operations and Maintenance				60,000		
	Account Total	360,000	0	0	60,000	60,000-	300,000
204300-00000	CONTINGENCY RESERVE FOR REPAIRS						
	Expense						
	Operations and Maintenance				195,000		
	Account Total	100,000	0	95,000	195,000	100,000-	0
204320-00000	PRESIDENT'S OFFICE						
	Expense						
	Salaries - Non-Faculty				665,000		
	Benefits				299,750		
	Operations and Maintenance				249,180		
	Account Total	0	0	1,213,930	1,213,930	0	0

Printed on a Xerox 9700 Laser Printing System at the Computing Services Center / Texas A&M University

Form: URGB01 (02/05/85)

Account	Description	Beginning Balance	Revenues	Net Allocations	Expenditures	Increase (Decrease)	Ending Balance
204330-00000	OSTEOPATH SERVICES						
	Revenue						
	Sales and Services		2,500				
	Expense						
	Operations and Maintenance				2,500		
	Account Total	0	2,500	0	2,500	0	0
204340-00000	QATAR ADMINISTRATION - TEES						
	Revenue						
	Contracts and Grant		1,100,000				
	Expense						
	Operations and Maintenance				1,100,000		
	Account Total	0	1,100,000	0	1,100,000	0	0
204690-00000	SYSTEM ASSESSMENTS						
	Expense						
	Operations and Maintenance				10,111,997		
	Account Total	0	0	10,111,997	10,111,997	0	0
204720-00000	LNOS TEACHING FEE REVENUE						
	Revenue						
	Fees		2,580,164				
	Account Total	0	2,580,164	2,580,164-	0	0	0
204750-00000	SAS/CIRT OPERATIONS ACCOUNT						
	Expense						
	Operations and Maintenance				24,000		
	Account Total	0	0	24,000	24,000	0	0
204760-00000	SUSTAINABILITY OPERATIONS						
	Expense						
	Operations and Maintenance				4,000		
	Account Total	4,000	0	0	4,000	4,000-	0
204840-00000	MASTER OF AGRIBUSINESS PROGRAM FEE						
	Revenue						
	Fees		86,000				
	Expense						
	Salaries - Faculty				10,300		
	Salaries - Non-Faculty				54,470		
	Wages				5,000		
	Benefits				16,000		
	Operations and Maintenance				25,000		
	Account Total	82,000	86,000	0	110,770	24,770-	57,230
204870-00000	SCHOLARSHIPS - DIVERSITY FUNDING						
	Expense						
	Operations and Maintenance				4,000		
	Account Total	1,000	0	4,000	4,000	0	1,000

Printed on a Xerox 9700 Laser Printing System at the Computing Services Center / Texas A&M University

Form: URGB01 (02/05/85)

Account	Description	Beginning Balance	Revenues	Net Allocations	Expenditures	Increase (Decrease)	Ending Balance
204980-00000	IT - SERVICES OPERATIONS						
	Revenue						
	Sales and Services		53,000				
	Expense						
	Operations and Maintenance				53,000		
	Account Total	0	53,000	0	53,000	0	0
205220-00000	DIVISION OF STUDENT AFFAIRS IT						
	Revenue						
	Sales and Services		1,069,513				
	Expense						
	Salaries - Non-Faculty				313,764		
	Wages				75,000		
	Benefits				87,768		
	Operations and Maintenance				673,681		
	Account Total	0	1,069,513	80,700	1,150,213	0	0
205230-00000	SACT STUDENT ORGANIZATION SERVICES						
	Revenue						
	Sales and Services		39,309				
	Expense						
	Salaries - Non-Faculty				31,106		
	Benefits				7,803		
	Operations and Maintenance				400		
	Account Total	0	39,309	0	39,309	0	0
205470-00000	CMAC - LAB SERVICES						
	Revenue						
	Contracts and Grant		422,921				
	Sales and Services		7,353				
	Expense						
	Salaries - Non-Faculty				336,227		
	Benefits				91,347		
	Operations and Maintenance				2,700		
	Account Total	0	430,274	0	430,274	0	0
205540-00000	PARK WEST (LUTHER STREET)						
	Revenue						
	Sales and Services		1,056,134				
	Expense						
	Utilities				1,056,134		
	Account Total	0	1,056,134	0	1,056,134	0	0
205550-00000	GERMANY SPORTS MANAGEMENT SSII						
	Revenue						
	Fees		73,800				
	Expense						
	Operations and Maintenance				73,800		
	Account Total	0	73,800	0	73,800	0	0

Printed on a Xerox 9700 Laser Printing System at the Computing Services Center / Texas A&M University

Form: URGB01 (02/05/85)

Account	Description	Beginning Balance	Revenues	Net Allocations	Expenditures	Increase (Decrease)	Ending Balance
206280-00000	VETERINARY EMERGENCY TEAM						
	Revenue						
	Sales and Services		145,600				
	Expense						
	Salaries - Non-Faculty				49,010		
	Wages				7,000		
	Benefits				11,000		
	Operations and Maintenance				78,590		
	Account Total	0	145,600	0	145,600	0	0
206300-00000	ECON MS GRAD PROGRAM FEE						
	Revenue						
	Fees		867,000				
	Expense						
	Salaries - Faculty				495,930		
	Salaries - Non-Faculty				61,642		
	Benefits				125,000		
	Scholarships				80,000		
	Operations and Maintenance				104,428		
	Account Total	0	867,000	0	867,000	0	0
206310-00000	IN-KIND CATERING						
	Revenue						
	Sales and Services		117,300				
	Expense						
	Operations and Maintenance				117,300		
	Account Total	0	117,300	0	117,300	0	0
206360-00000	DIVISION OF ADMIN DIVERSITY INITIAT						
	Expense						
	Operations and Maintenance				2,000		
	Account Total	210,000	0	4,000-	2,000	6,000-	204,000
206380-00000	MSC FACILITY SUPPORT						
	Expense						
	Operations and Maintenance				500,000		
	Account Total	0	0	500,000	500,000	0	0
206400-00000	MIS MASTERS PROGRAM ENROLL FEE-INFO						
	Revenue						
	Fees		8,000				
	Expense						
	Operations and Maintenance				8,000		
	Account Total	0	8,000	0	8,000	0	0

Printed on a Xerox 9700 Laser Printing System at the Computing Services Center / Texas A&M University

Form: URGB01 (02/05/85)

Account	Description	Beginning Balance	Revenues	Net Allocations	Expenditures	Increase (Decrease)	Ending Balance
206450-00000	SPORTS MEDICINE CAMP						
	Revenue						
	Sales and Services		30,000				
	Expense						
	Wages				15,000		
	Benefits				1,500		
	Operations and Maintenance				13,500		
	Account Total	0	30,000	0	30,000	0	0
206490-00000	FACILITIES AND DINING ADMIN						
	Expense						
	Salaries - Non-Faculty				536,122		
	Wages				12,000		
	Benefits				132,156		
	Operations and Maintenance				319,722		
	Account Total	0	0	1,000,000	1,000,000	0	0
206520-00000	CTR FOR HIGHER ED AND LANGUAGE						
	Revenue						
	Sales and Services		85,000				
	Expense						
	Operations and Maintenance				85,000		
	Account Total	0	85,000	0	85,000	0	0
206600-00000	AGGIE CAREER TEAM						
	Revenue						
	Sales and Services		500				
	Expense						
	Operations and Maintenance				500		
	Account Total	0	500	0	500	0	0
206610-00000	LAW SCHOOL GRAD PROGRAM FEE						
	Revenue						
	Fees		10,541,833				
	Expense						
	Salaries - Non-Faculty				1,552,000		
	Benefits				40,000		
	Scholarships				7,000,000		
	Operations and Maintenance				1,949,833		
	Account Total	0	10,541,833	0	10,541,833	0	0
206630-00000	CLAR - GRADUATE PROGRAM FEES						
	Revenue						
	Fees		1,228,000				
	Expense						
	Salaries - Non-Faculty				20,000		
	Benefits				3,000		
	Account Total	0	1,228,000	1,205,000-	23,000	0	0

Printed on a Xerox 9700 Laser Printing System at the Computing Services Center / Texas A&M University

Form: URGB01 (02/05/85)

Account	Description	Beginning Balance	Revenues	Net Allocations	Expenditures	Increase (Decrease)	Ending Balance
206640-00000	SERVICE RECOGNITION AWARDS						
	Expense						
	Operations and Maintenance				10,000		
	Account Total	0	0	10,000	10,000	0	0
206650-00000	VIZA - GRADUATE PROGRAM FEES						
	Expense						
	Salaries - Faculty				104,400		
	Salaries - Non-Faculty				15,000		
	Wages				55,000		
	Benefits				30,000		
	Operations and Maintenance				64,800		
	Account Total	0	0	269,200	269,200	0	0
206660-00000	LAUP - GRADUATE PROGRAM FEES						
	Expense						
	Salaries - Faculty				82,600		
	Salaries - Non-Faculty				190,000		
	Wages				32,000		
	Benefits				51,000		
	Scholarships				25,000		
	Operations and Maintenance				9,900		
	Account Total	0	0	390,500	390,500	0	0
206670-00000	COSC - GRADUATE PROGRAM FEES						
	Expense						
	Salaries - Faculty				39,200		
	Salaries - Non-Faculty				9,000		
	Benefits				10,000		
	Scholarships				19,800		
	Operations and Maintenance				6,800		
	Account Total	0	0	84,800	84,800	0	0
206680-00000	ARCH - GRADUATE PROGRAM FEES						
	Expense						
	Salaries - Faculty				258,485		
	Salaries - Non-Faculty				65,943		
	Benefits				60,000		
	Scholarships				30,000		
	Operations and Maintenance				46,072		
	Account Total	0	0	460,500	460,500	0	0
206740-00000	UNIVERSITY CENTRE (SOUTH COLLEGE)						
	Revenue						
	Sales and Services		1,065,000				
	Account Total	0	1,065,000	371,989-	0	693,011	693,011

Printed on a Xerox 9700 Laser Printing System at the Computing Services Center / Texas A&M University

Form: URGB01 (02/05/85)

Account	Description	Beginning Balance	Revenues	Net Allocations	Expenditures	Increase (Decrease)	Ending Balance
206900-00000	QATAR SERVICE LEVEL AGREEMENTS -REV						
	Revenue						
	Sales and Services		3,455,111				
	Expense						
	Operations and Maintenance				426,841		
	Account Total	0	3,455,111	3,028,270-	426,841	0	0
206901-00000	QATAR SERVICE - UNDERGRAD STUDIES						
	Expense						
	Operations and Maintenance				12,900		
	Account Total	0	0	12,900	12,900	0	0
206903-00000	QATAR SERVICE - GRADUATE STUDIES						
	Expense						
	Operations and Maintenance				53,360		
	Account Total	0	0	53,360	53,360	0	0
206904-00000	QATAR SERVICE - VP FOR RESEARCH						
	Expense						
	Salaries - Non-Faculty				279,225		
	Benefits				21,452		
	Operations and Maintenance				15,844		
	Account Total	0	0	316,521	316,521	0	0
206905-00000	QATAR SERVICE - PAYROLL						
	Expense						
	Salaries - Non-Faculty				33,500		
	Benefits				8,322		
	Account Total	0	0	41,822	41,822	0	0
206906-00000	QATAR SERVICE - CLEN						
	Expense						
	Salaries - Faculty				734,827		
	Account Total	0	0	734,827	734,827	0	0
206907-00000	SERVICE LEVEL AGREEMENT-CLLA						
	Expense						
	Salaries - Faculty				38,000		
	Salaries - Non-Faculty				55,791		
	Benefits				20,000		
	Account Total	0	0	113,791	113,791	0	0
206908-00000	QATAR SERVICE - COLLEGE OF SCIENCE						
	Expense						
	Salaries - Faculty				110,000		
	Salaries - Non-Faculty				46,140		
	Benefits				26,000		
	Operations and Maintenance				14,824		
	Account Total	0	0	196,964	196,964	0	0

Printed on a Xerox 9700 Laser Printing System at the Computing Services Center / Texas A&M University

Form: URGB01 (02/05/85)

Account	Description	Beginning Balance	Revenues	Net Allocations	Expenditures	Increase (Decrease)	Ending Balance
206909-00000	QATAR SERVICE - CONTRACTS & GRANTS						
	Expense						
	Salaries - Non-Faculty				4,072		
	Operations and Maintenance				2,334		
	Account Total	0	0	6,406	6,406	0	0
206910-00000	QATAR SERVICE - FMO						
	Expense						
	Salaries - Non-Faculty				126,500		
	Benefits				32,720		
	Account Total	0	0	159,220	159,220	0	0
206911-00000	QATAR SERVICE - HUMAN RESOURCES						
	Expense						
	Salaries - Non-Faculty				55,138		
	Benefits				21,441		
	Account Total	0	0	76,579	76,579	0	0
206913-00000	QATAR SERVICE - TAMU LIBRARIES						
	Expense						
	Wages				8,386		
	Benefits				17		
	Operations and Maintenance				437,923		
	Account Total	0	0	446,326	446,326	0	0
206914-00000	QATAR SERVICE - QATAR SUPPORT OFFIC						
	Expense						
	Salaries - Faculty				126,460		
	Account Total	0	0	126,460	126,460	0	0
206915-00000	QATAR SERVICE - PROVOST						
	Expense						
	Operations and Maintenance				230,593		
	Account Total	0	0	230,593	230,593	0	0
206916-00000	QATAR SERVICE - PROCUREMENT SERVICE						
	Expense						
	Operations and Maintenance				60,880		
	Account Total	0	0	60,880	60,880	0	0
206918-00000	QATAR SERVICE - IMAGING						
	Expense						
	Operations and Maintenance				15,988		
	Account Total	0	0	15,988	15,988	0	0
206919-00000	QATAR SERVICE - CTR FOR TEACHING						
	Expense						
	Operations and Maintenance				30,000		
	Account Total	0	0	30,000	30,000	0	0

Printed on a Xerox 9700 Laser Printing System at the Computing Services Center / Texas A&M University

Form: URGB01 (02/05/85)

Account	Description	Beginning Balance	Revenues	Net Allocations	Expenditures	Increase (Decrease)	Ending Balance
206920-00000	QATAR SERVICE LEVEL AGREEMENTS-EIS						
	Expense						
	Operations and Maintenance				375,000		
	Account Total	0	0	375,000	375,000	0	0
207030-00000	CHINA METEOROLOGY						
	Revenue						
	Fees		22,484				
	Expense						
	Operations and Maintenance				22,484		
	Account Total	0	22,484	0	22,484	0	0
207070-00000	BRAZIL SUSTAINABLE NUTRITION						
	Revenue						
	Fees		47,000				
	Expense						
	Operations and Maintenance				47,000		
	Account Total	0	47,000	0	47,000	0	0
207160-00000	ITALY ENGINEERING ETHICS						
	Revenue						
	Fees		44,200				
	Expense						
	Operations and Maintenance				44,200		
	Account Total	0	44,200	0	44,200	0	0
207300-00000	QATAR SERVICE LEVEL AGREEMENTS-ITS						
	Expense						
	Operations and Maintenance				30,633		
	Account Total	0	0	30,633	30,633	0	0
207490-00000	MS-MARKETING PROGRAM FEE						
	Revenue						
	Fees		125,000				
	Expense						
	Salaries - Non-Faculty				69,814		
	Benefits				18,722		
	Scholarships				10,000		
	Operations and Maintenance				26,464		
	Account Total	0	125,000	0	125,000	0	0

Printed on a Xerox 9700 Laser Printing System at the Computing Services Center / Texas A&M University

Form: URGB01 (02/05/85)

Account	Description	Beginning Balance	Revenues	Net Allocations	Expenditures	Increase (Decrease)	Ending Balance
207520-00000	MSHRM PROGRAM FEE-MANAGEMENT DEPT						
	Revenue						
	Fees		221,000				
	Expense						
	Salaries - Non-Faculty				32,593		
	Benefits				9,447		
	Scholarships				62,000		
	Operations and Maintenance				116,960		
	Account Total	0	221,000	0	221,000	0	0
207550-00000	EHSD MISCELLANEOUS REVENUE						
	Expense						
	Salaries - Non-Faculty				99,040		
	Operations and Maintenance				33,550		
	Account Total	0	0	132,590	132,590	0	0
207620-00000	GRADUATE PROGRAM FEE-CLEN						
	Revenue						
	Fees		2,700,000				
	Expense						
	Salaries - Faculty				1,350,000		
	Salaries - Non-Faculty				1,350,000		
	Account Total	0	2,700,000	0	2,700,000	0	0
208010-00000	SPAIN ARCHITECTURE SUMMER II						
	Revenue						
	Fees		96,000				
	Expense						
	Operations and Maintenance				96,000		
	Account Total	0	96,000	0	96,000	0	0
208030-00000	BRAZIL ENGR ELEN 314 & 320 SAPO						
	Revenue						
	Fees		29,700				
	Expense						
	Operations and Maintenance				29,700		
	Account Total	0	29,700	0	29,700	0	0
208040-00000	SABR - SOUTH AFRICA CONSERVATION ME						
	Revenue						
	Fees		53,100				
	Expense						
	Operations and Maintenance				53,100		
	Account Total	0	53,100	0	53,100	0	0

Printed on a Xerox 9700 Laser Printing System at the Computing Services Center / Texas A&M University

Form: URGB01 (02/05/85)

Account	Description	Beginning Balance	Revenues	Net Allocations	Expenditures	Increase (Decrease)	Ending Balance
208130-00000	SABR - ITALY HORTICULTURE						
	Revenue						
	Fees		64,500				
	Expense						
	Operations and Maintenance				64,500		
	Account Total	0	64,500	0	64,500	0	0
208140-00000	STUDY ABROAD-AG-AUSTRALIA RENR400						
	Revenue						
	Fees		58,800				
	Expense						
	Operations and Maintenance				58,800		
	Account Total	0	58,800	0	58,800	0	0
208150-00000	STUDY ABROAD-ARCH-GERMANY CARC301						
	Revenue						
	Fees		284,280				
	Expense						
	Operations and Maintenance				284,280		
	Account Total	0	284,280	0	284,280	0	0
208160-00000	SABR - CHINA BIOENVIRONMENTAL SCIEN						
	Revenue						
	Fees		27,500				
	Expense						
	Operations and Maintenance				27,500		
	Account Total	0	27,500	0	27,500	0	0
208170-00000	STUDY ABROAD SPAIN ENGR CVEN444/483						
	Revenue						
	Fees		167,900				
	Expense						
	Operations and Maintenance				167,900		
	Account Total	0	167,900	0	167,900	0	0
208200-00000	STUDY ABROAD-LANDSCAPE ARCH GERMANY						
	Revenue						
	Fees		253,000				
	Expense						
	Operations and Maintenance				253,000		
	Account Total	0	253,000	0	253,000	0	0
208210-00000	DANUBE - GERMANY POLS 306						
	Revenue						
	Fees		128,000				
	Expense						
	Operations and Maintenance				128,000		
	Account Total	0	128,000	0	128,000	0	0

Printed on a Xerox 9700 Laser Printing System at the Computing Services Center / Texas A&M University

Form: URGB01 (02/05/85)

Account	Description	Beginning Balance	Revenues	Net Allocations	Expenditures	Increase (Decrease)	Ending Balance
208250-00000	FRANCE AGRIBUSINESS SUMMER II						
	Revenue						
	Fees		16,000				
	Expense						
	Operations and Maintenance				16,000		
	Account Total	0	16,000	0	16,000	0	0
208260-00000	MASTER OF REAL ESTATE						
	Revenue						
	Fees		300,000				
	Expense						
	Salaries - Faculty				185,571		
	Salaries - Non-Faculty				52,784		
	Benefits				52,949		
	Operations and Maintenance				8,696		
	Account Total	0	300,000	0	300,000	0	0
208270-00000	UTILITIES E&G SUPPLEMENT						
	Expense						
	Utilities				1,130,000		
	Account Total	0	0	1,130,000	1,130,000	0	0
208290-00000	STUDY ABROAD - INDEPENDENT PROGRAMS						
	Revenue						
	Fees		125,000				
	Expense						
	Operations and Maintenance				125,000		
	Account Total	0	125,000	0	125,000	0	0
208350-00000	SABR - SPAIN ARCH SUMMER						
	Revenue						
	Fees		57,000				
	Expense						
	Operations and Maintenance				57,000		
	Account Total	0	57,000	0	57,000	0	0
208370-00000	FIELD TRIP ESSM 420/ ESSM 631						
	Revenue						
	Fees		245,000				
	Expense						
	Wages				15,000		
	Benefits				2,250		
	Operations and Maintenance				227,750		
	Account Total	0	245,000	0	245,000	0	0

Printed on a Xerox 9700 Laser Printing System at the Computing Services Center / Texas A&M University

Form: URGB01 (02/05/85)

Account	Description	Beginning Balance	Revenues	Net Allocations	Expenditures	Increase (Decrease)	Ending Balance
208400-00000	TAMU - IT CAPITAL						
	Revenue						
	Sales and Services		3,500,000				
	Expense						
	Equipment (Capitalized)				3,500,000		
	Account Total	0	3,500,000	0	3,500,000	0	0
208450-00000	MAYS BELGIUM BUSINESS STUDY ABROAD						
	Revenue						
	Fees		75,000				
	Expense						
	Operations and Maintenance				75,000		
	Account Total	0	75,000	0	75,000	0	0
208490-00000	SABR - BUSH 689 - CHINA						
	Revenue						
	Fees		26,500				
	Expense						
	Operations and Maintenance				26,500		
	Account Total	0	26,500	0	26,500	0	0
208520-00000	SABR-ITALY FALL ARCH						
	Revenue						
	Fees		163,800				
	Expense						
	Operations and Maintenance				163,800		
	Account Total	0	163,800	0	163,800	0	0
208540-00000	SABR - SPAIN - ARCH SPRING						
	Revenue						
	Fees		148,500				
	Expense						
	Operations and Maintenance				148,500		
	Account Total	0	148,500	0	148,500	0	0
208550-00000	SABR - ITALY EDUCATION - SPRING						
	Revenue						
	Fees		95,700				
	Expense						
	Operations and Maintenance				95,700		
	Account Total	0	95,700	0	95,700	0	0
208580-00000	INTL STUDENT INSURANCE						
	Revenue						
	Sales and Services		6,500,000				
	Expense						
	Operations and Maintenance				6,500,000		
	Account Total	0	6,500,000	0	6,500,000	0	0

Printed on a Xerox 9700 Laser Printing System at the Computing Services Center / Texas A&M University

Form: URGB01 (02/05/85)

Account	Description	Beginning Balance	Revenues	Net Allocations	Expenditures	Increase (Decrease)	Ending Balance
208620-00000	SABR - FIJI STUDY ABROAD						
	Revenue						
	Fees		23,400				
	Expense						
	Operations and Maintenance				23,400		
	Account Total	0	23,400	0	23,400	0	0
208650-00000	BUSH SCHOOL GRAD PROG FEE-MPIA REV						
	Revenue						
	Fees		477,912				
	Account Total	0	477,912	477,912-	0	0	0
208660-00000	BUSH SCHOOL GRAD PROG FEE-MPSA REV						
	Revenue						
	Fees		477,913				
	Account Total	0	477,913	477,913-	0	0	0
208670-00000	BUSH SCHOOL GRAD PROG FEE-EXPENDITU						
	Expense						
	Salaries - Non-Faculty				433,601		
	Wages				32,736		
	Benefits				99,235		
	Operations and Maintenance				240,587		
	Account Total	0	0	806,159	806,159	0	0
208680-00000	BUSH SCHOOL GRAD PROG FEE-SCHOLARSH						
	Expense						
	Scholarships				149,666		
	Account Total	0	0	149,666	149,666	0	0
208750-00000	MAYS ECUADOR & PERU BUSINESS STUDY						
	Revenue						
	Fees		35,000				
	Expense						
	Operations and Maintenance				35,000		
	Account Total	0	35,000	0	35,000	0	0
208770-00000	SABR - JAPAN - LIBERAL ARTS						
	Revenue						
	Fees		122,000				
	Expense						
	Operations and Maintenance				122,000		
	Account Total	0	122,000	0	122,000	0	0

Printed on a Xerox 9700 Laser Printing System at the Computing Services Center / Texas A&M University

Form: URGB01 (02/05/85)

Account	Description	Beginning Balance	Revenues	Net Allocations	Expenditures	Increase (Decrease)	Ending Balance
208790-00000	SABR - DOMINICAN REPUBLIC HEALTH						
	Revenue						
	Fees		36,100				
	Expense						
	Operations and Maintenance				36,100		
	Account Total	0	36,100	0	36,100	0	0
208880-00000	SABR - GERMANY SUSTAINABLE COMMUNI						
	Revenue						
	Fees		115,000				
	Expense						
	Operations and Maintenance				115,000		
	Account Total	0	115,000	0	115,000	0	0
208980-00000	SABR - CHINA LANGUAGE AND CULTURE						
	Revenue						
	Fees		85,500				
	Expense						
	Operations and Maintenance				85,500		
	Account Total	0	85,500	0	85,500	0	0
209000-00000	SABR - MAYS INDIA BUSINESS						
	Revenue						
	Fees		43,000				
	Expense						
	Operations and Maintenance				43,000		
	Account Total	0	43,000	0	43,000	0	0
209010-00000	SABR - CHINA BUSINESS						
	Revenue						
	Fees		35,000				
	Expense						
	Operations and Maintenance				35,000		
	Account Total	0	35,000	0	35,000	0	0
209020-00000	SABR - MAYS BRAZIL-ARGENTINA BUSINE						
	Revenue						
	Fees		60,000				
	Expense						
	Operations and Maintenance				60,000		
	Account Total	0	60,000	0	60,000	0	0
209040-00000	ITALY COMMUNICATION						
	Revenue						
	Fees		160,000				
	Expense						
	Operations and Maintenance				160,000		
	Account Total	0	160,000	0	160,000	0	0

Printed on a Xerox 9700 Laser Printing System at the Computing Services Center / Texas A&M University

Form: URGB01 (02/05/85)

Account	Description	Beginning Balance	Revenues	Net Allocations	Expenditures	Increase (Decrease)	Ending Balance
209070-00000	SABR - CHINA ELECTRICAL & COMPUTER						
	Revenue						
	Fees		26,100				
	Expense						
	Operations and Maintenance				26,100		
	Account Total	0	26,100	0	26,100	0	0
209110-00000	UAE NUCLEAR ENGINEERING						
	Revenue						
	Fees		11,000				
	Expense						
	Operations and Maintenance				11,000		
	Account Total	0	11,000	0	11,000	0	0
209170-00000	MAYS S AFRICA STUDY ABROAD PROGRAM						
	Revenue						
	Fees		85,000				
	Expense						
	Operations and Maintenance				85,000		
	Account Total	0	85,000	0	85,000	0	0
209180-00000	FRANCE MATHEMATICS						
	Revenue						
	Fees		46,800				
	Expense						
	Operations and Maintenance				46,800		
	Account Total	0	46,800	0	46,800	0	0
209280-00000	GREECE ENGINEERING ETHICS WINTER						
	Revenue						
	Fees		51,000				
	Expense						
	Operations and Maintenance				51,000		
	Account Total	0	51,000	0	51,000	0	0
209360-00000	SABR-NEW ZEALAND & AUSTRALIA NATURA						
	Revenue						
	Fees		84,000				
	Expense						
	Operations and Maintenance				84,000		
	Account Total	0	84,000	0	84,000	0	0
209370-00000	SABR-SOUTH AFRICA NATURE TOURISM						
	Revenue						
	Fees		56,000				
	Expense						
	Operations and Maintenance				56,000		
	Account Total	0	56,000	0	56,000	0	0

Printed on a Xerox 9700 Laser Printing System at the Computing Services Center / Texas A&M University

Form: URGB01 (02/05/85)

Account	Description	Beginning Balance	Revenues	Net Allocations	Expenditures	Increase (Decrease)	Ending Balance
209380-00000	SABR - AFRICA WILDLIFE HEALTH AND						
	Revenue						
	Fees		65,000				
	Expense						
	Operations and Maintenance				65,000		
	Account Total	0	65,000	0	65,000	0	0
209480-00000	SABR - UK CONSTRUCTION LAW						
	Revenue						
	Fees		153,000				
	Expense						
	Operations and Maintenance				153,000		
	Account Total	0	153,000	0	153,000	0	0
209550-00000	CHILE HISPANIC CULTURE AND ART						
	Revenue						
	Fees		58,500				
	Expense						
	Operations and Maintenance				58,500		
	Account Total	0	58,500	0	58,500	0	0
209560-00000	SOUTH AFRICA CONSERVATION MEDICINE						
	Revenue						
	Fees		63,700				
	Expense						
	Operations and Maintenance				63,700		
	Account Total	0	63,700	0	63,700	0	0
209580-00000	GERMANY BUSH						
	Revenue						
	Fees		16,800				
	Expense						
	Operations and Maintenance				16,800		
	Account Total	0	16,800	0	16,800	0	0
209640-00000	GREECE ENGINEERING ETHICS						
	Revenue						
	Fees		15,000				
	Expense						
	Operations and Maintenance				15,000		
	Account Total	0	15,000	0	15,000	0	0
209650-00000	GERMANY ARCHITECTURE - SUMMER						
	Revenue						
	Fees		109,200				
	Expense						
	Operations and Maintenance				109,200		
	Account Total	0	109,200	0	109,200	0	0

Printed on a Xerox 9700 Laser Printing System at the Computing Services Center / Texas A&M University

Form: URGB01 (02/05/85)

Account	Description	Beginning Balance	Revenues	Net Allocations	Expenditures	Increase (Decrease)	Ending Balance
209690-00000	ITALY CIVIL ENGINEERING SSII						
	Revenue						
	Fees		80,500				
	Expense						
	Operations and Maintenance				80,500		
	Account Total	0	80,500	0	80,500	0	0
209740-00000	BUSINESS HONORS FIELD TRIP						
	Revenue						
	Fees		16,000				
	Expense						
	Operations and Maintenance				16,000		
	Account Total	0	16,000	0	16,000	0	0
209860-00000	SABR - GERMANY BIOSCIENCES						
	Revenue						
	Fees		402,500				
	Expense						
	Operations and Maintenance				402,500		
	Account Total	0	402,500	0	402,500	0	0
209880-00000	SABR - COSTA RICA BOMEDICAL SCIENCE						
	Revenue						
	Fees		157,500				
	Expense						
	Operations and Maintenance				157,500		
	Account Total	0	157,500	0	157,500	0	0
209900-00000	SABR - NAMIBIA TECHNOLOGICAL CHANGE						
	Revenue						
	Fees		88,000				
	Expense						
	Operations and Maintenance				88,000		
	Account Total	0	88,000	0	88,000	0	0
209940-00000	SABR - GREECE PROFESSIONAL LEADERSH						
	Revenue						
	Fees		35,100				
	Expense						
	Operations and Maintenance				35,100		
	Account Total	0	35,100	0	35,100	0	0
210020-00000	TURKEY SUPPLY CHAIN MANAGEMENT						
	Revenue						
	Fees		73,800				
	Expense						
	Operations and Maintenance				73,800		
	Account Total	0	73,800	0	73,800	0	0

Printed on a Xerox 9700 Laser Printing System at the Computing Services Center / Texas A&M University

Form: URGB01 (02/05/85)

Account	Description	Beginning Balance	Revenues	Net Allocations	Expenditures	Increase (Decrease)	Ending Balance
210050-00000	SABR - COSTA RICA AGRICULTURAL						
	Revenue						
	Fees		61,500				
	Expense						
	Operations and Maintenance				61,500		
	Account Total	0	61,500	0	61,500	0	0
210080-00000	CHILE BUSINESS STUDY ABROAD						
	Revenue						
	Fees		72,000				
	Expense						
	Operations and Maintenance				72,000		
	Account Total	0	72,000	0	72,000	0	0
210090-00000	ABSTRACTS & THESIS						
	Revenue						
	Fees		190,000				
	Expense						
	Wages				35,000		
	Operations and Maintenance				205,000		
	Account Total	50,000	190,000	0	240,000	50,000-	0
210110-00000	NEW ZEALAND CULTURE AND SNOW						
	Revenue						
	Fees		28,400				
	Expense						
	Operations and Maintenance				28,400		
	Account Total	0	28,400	0	28,400	0	0
210220-00000	COUNSELING & ASSESSMENT CLINIC						
	Revenue						
	Sales and Services		35,000				
	Account Total	0	35,000	0	0	35,000	35,000
210260-00000	NEW STUDENT CONFERENCES						
	Revenue						
	Sales and Services		710,000				
	Expense						
	Salaries - Non-Faculty				281,848		
	Wages				30,000		
	Benefits				82,454		
	Operations and Maintenance				315,698		
	Account Total	0	710,000	0	710,000	0	0

Printed on a Xerox 9700 Laser Printing System at the Computing Services Center / Texas A&M University

Form: URGB01 (02/05/85)

Account	Description	Beginning Balance	Revenues	Net Allocations	Expenditures	Increase (Decrease)	Ending Balance
210270-00000	DIPLOMA FEE						
	Revenue						
	Fees		875,000				
	Expense						
	Salaries - Non-Faculty				353,056		
	Wages				85,000		
	Benefits				103,817		
	Operations and Maintenance				333,127		
	Account Total	0	875,000	0	875,000	0	0
210280-00000	INTL STUDENT FEE - CTE						
	Revenue						
	Fees		200,855				
	Expense						
	Salaries - Non-Faculty				124,711		
	Wages				10,000		
	Benefits				37,413		
	Operations and Maintenance				28,731		
	Account Total	0	200,855	0	200,855	0	0
210290-00000	SABR - NEW ZEALAND AGRICULTURE &						
	Revenue						
	Fees		128,700				
	Expense						
	Operations and Maintenance				128,700		
	Account Total	0	128,700	0	128,700	0	0
210320-00000	SURPLUS PROPERTY						
	Revenue						
	Sales and Services		172,500				
	Expense						
	Operations and Maintenance				122,199		
	Account Total	0	172,500	50,301-	122,199	0	0
210340-00000	GEOLOGY 300 FIELD TRIP						
	Revenue						
	Fees		201,000				
	Expense						
	Operations and Maintenance				201,000		
	Account Total	0	201,000	0	201,000	0	0
210360-00000	SABR - BRAZIL ELECTRICAL II						
	Revenue						
	Fees		29,600				
	Expense						
	Operations and Maintenance				29,600		
	Account Total	0	29,600	0	29,600	0	0

Printed on a Xerox 9700 Laser Printing System at the Computing Services Center / Texas A&M University

Form: URGB01 (02/05/85)

Account	Description	Beginning Balance	Revenues	Net Allocations	Expenditures	Increase (Decrease)	Ending Balance
210410-00000	FMO						
	Revenue						
	Sales and Services		38,000				
	Other Operating Inc		15,000				
	Expense						
	Salaries - Non-Faculty				586,423		
	Wages				190,000		
	Benefits				145,050		
	Operations and Maintenance				578,340		
	Account Total	0	53,000	1,446,813	1,499,813	0	0
210420-00000	ENGAGEMENT INITIATIVES						
	Expense						
	Operations and Maintenance				100,000		
	Account Total	0	0	100,000	100,000	0	0
210430-00000	INTL STUDENT FEE - WRITING CTR						
	Revenue						
	Fees		59,075				
	Expense						
	Salaries - Non-Faculty				39,000		
	Benefits				11,700		
	Operations and Maintenance				8,375		
	Account Total	0	59,075	0	59,075	0	0
210440-00000	FINLAND BUSINESS STUDY ABROAD						
	Revenue						
	Fees		60,000				
	Expense						
	Operations and Maintenance				60,000		
	Account Total	0	60,000	0	60,000	0	0
210470-00000	UNIFORM USAGE CHARGE						
	Revenue						
	Fees		2,280,484				
	Expense						
	Salaries - Non-Faculty				407,887		
	Wages				45,000		
	Benefits				127,097		
	Operations and Maintenance				1,700,500		
	Account Total	0	2,280,484	0	2,280,484	0	0
210510-00000	DATA PROCESSING						
	Revenue						
	Sales and Services		16,500				
	Expense						
	Operations and Maintenance				16,500		
	Account Total	0	16,500	0	16,500	0	0

Printed on a Xerox 9700 Laser Printing System at the Computing Services Center / Texas A&M University

Form: URGB01 (02/05/85)

Account	Description	Beginning Balance	Revenues	Net Allocations	Expenditures	Increase (Decrease)	Ending Balance
210520-00000	STUDENT RECORD TRANSCRIPTS						
	Revenue						
	Sales and Services		800,000				
	Expense						
	Salaries - Non-Faculty				238,970		
	Wages				8,000		
	Benefits				70,491		
	Operations and Maintenance				482,539		
	Account Total	0	800,000	0	800,000	0	0
210550-00000	KAMU TELEVISION						
	Revenue						
	Contracts and Grant		10,000				
	Sales and Services		40,000				
	Expense						
	Salaries - Non-Faculty				34,475		
	Benefits				10,282		
	Operations and Maintenance				5,243		
	Account Total	0	50,000	0	50,000	0	0
210600-00000	VET MEDICINE APPLICATION PROCESSING						
	Revenue						
	Sales and Services		40,000				
	Expense						
	Salaries - Non-Faculty				30,000		
	Benefits				10,000		
	Account Total	0	40,000	0	40,000	0	0
210620-00000	STUDY ABROAD PROGRAM DEPOSIT ACCOUN						
	Revenue						
	Fees		75,000				
	Expense						
	Salaries - Non-Faculty				40,887		
	Benefits				12,267		
	Operations and Maintenance				20,000		
	Account Total	0	75,000	0	73,154	1,846	1,846
210670-00000	APPLICATION FEE						
	Revenue						
	Sales and Services		4,800,000				
	Expense						
	Salaries - Non-Faculty				1,716,890		
	Wages				660,000		
	Benefits				510,567		
	Utilities				8,000		
	Operations and Maintenance				1,904,543		
	Account Total	0	4,800,000	0	4,800,000	0	0

Printed on a Xerox 9700 Laser Printing System at the Computing Services Center / Texas A&M University

Form: URGB01 (02/05/85)

Account	Description	Beginning Balance	Revenues	Net Allocations	Expenditures	Increase (Decrease)	Ending Balance
210680-00000	ATMOSPHERIC SCIENCES EDUCATION FUND						
	Revenue						
	Contracts and Grant		4,000				
	Expense						
	Operations and Maintenance				4,000		
	Account Total	0	4,000	0	4,000	0	0
210710-00000	STATE AUDITOR ASSESSMENTS						
	Expense						
	Operations and Maintenance				125,000		
	Account Total	0	0	145,000	125,000	20,000	20,000
210730-00000	GERMANY REFLECTIONS FROM EUROPE						
	Revenue						
	Fees		68,600				
	Expense						
	Operations and Maintenance				68,600		
	Account Total	0	68,600	0	68,600	0	0
210760-00000	LEGAL SERVICES						
	Expense						
	Operations and Maintenance				125,000		
	Account Total	0	0	125,000	125,000	0	0
210770-00000	TESTING SERVICES						
	Revenue						
	Fees		70,000				
	Sales and Services		280,000				
	Expense						
	Salaries - Non-Faculty				116,272		
	Wages				115,000		
	Benefits				34,132		
	Operations and Maintenance				84,596		
	Account Total	0	350,000	0	350,000	0	0
210780-00000	HAIFA UNIV INITIATIVE - GEOSCIENCE						
	Expense						
	Salaries - Non-Faculty				103,000		
	Wages				5,000		
	Benefits				33,000		
	Operations and Maintenance				185,000		
	Equipment (Capitalized)				74,000		
	Account Total	400,000	0	0	400,000	400,000-	0
210800-00000	BOOKSTORE ALLOCATION						
	Expense						
	Operations and Maintenance				211,000		
	Account Total	0	0	211,000	211,000	0	0

Printed on a Xerox 9700 Laser Printing System at the Computing Services Center / Texas A&M University

Form: URGB01 (02/05/85)

Account	Description	Beginning Balance	Revenues	Net Allocations	Expenditures	Increase (Decrease)	Ending Balance
210830-00000	MSC FACILITY SUPPORT						
	Expense						
	Operations and Maintenance				500,000		
	Account Total	0	0	500,000	500,000	0	0
210840-00000	CHINA/TAIWAN SUSTAINABLE COMM						
	Revenue						
	Fees		63,700				
	Expense						
	Operations and Maintenance				63,700		
	Account Total	0	63,700	0	63,700	0	0
210850-00000	AFR YEAR END ENTRIES NON CASH (60)						
	Revenue						
	Discounts and Allow		75,612,178-				
	Discounts and Allow		42,493,258-				
	Expense						
	Scholarship Discounts				73,348,840-		
	Account Total	0	118,105,436-	44,756,596	73,348,840-	0	0
210860-00000	GEOLOGY 306 FIELD TRIP						
	Revenue						
	Fees		5,000				
	Expense						
	Operations and Maintenance				5,000		
	Account Total	0	5,000	0	5,000	0	0
210880-00000	ASSESSMENT & EVALUATION						
	Revenue						
	Sales and Services		220,900				
	Expense						
	Wages				14,000		
	Operations and Maintenance				206,900		
	Account Total	0	220,900	0	220,900	0	0
210930-00000	MASS SPECTROMETRY						
	Revenue						
	Sales and Services		50,000				
	Expense						
	Salaries - Non-Faculty				6,167		
	Benefits				1,871		
	Operations and Maintenance				41,962		
	Account Total	0	50,000	0	50,000	0	0

Printed on a Xerox 9700 Laser Printing System at the Computing Services Center / Texas A&M University

Form: URGB01 (02/05/85)

Account	Description	Beginning Balance	Revenues	Net Allocations	Expenditures	Increase (Decrease)	Ending Balance
210940-00000	FM RADIO STATION OPERATIONS						
	Expense						
	Salaries - Non-Faculty				16,353		
	Benefits				4,906		
	Operations and Maintenance				57		
	Account Total	0	0	21,316	21,316	0	0
210970-00000	ONLINE LAW APPLICATION						
	Revenue						
	Sales and Services		85,000				
	Expense						
	Salaries - Faculty				10,000		
	Wages				15,000		
	Benefits				3,000		
	Operations and Maintenance				57,000		
	Account Total	0	85,000	0	85,000	0	0
210980-00000	GEOLOGY 440 FIELD TRIP						
	Revenue						
	Sales and Services		60,000				
	Expense						
	Salaries - Faculty				10,000		
	Wages				5,000		
	Benefits				2,500		
	Operations and Maintenance				42,500		
	Account Total	0	60,000	0	60,000	0	0
211020-00000	GEOLOGY FIELD TRIP-GENERAL						
	Revenue						
	Fees		15,000				
	Expense						
	Operations and Maintenance				15,000		
	Account Total	0	15,000	0	15,000	0	0
211030-00000	STUDENT - ATHLETE ACADEMIC APPT FEE						
	Revenue						
	Sales and Services		15,000				
	Expense						
	Operations and Maintenance				15,000		
	Account Total	0	15,000	0	15,000	0	0
211080-00000	INVESTMENT EARNINGS						
	Revenue						
	Investment Income		18,240,000				
	Account Total	0	18,240,000	21,227,914-	0	2,987,914-	2,987,914-

Printed on a Xerox 9700 Laser Printing System at the Computing Services Center / Texas A&M University

Form: URGB01 (02/05/85)

Account	Description	Beginning Balance	Revenues	Net Allocations	Expenditures	Increase (Decrease)	Ending Balance
211110-00000	IRELAND MEDIA & POLITICS						
	Revenue						
	Fees		87,400				
	Expense						
	Operations and Maintenance				87,400		
	Account Total	0	87,400	0	87,400	0	0
211170-00000	EMERGENCY MAINTENANCE & MODIFICATIO						
	Expense						
	Operations and Maintenance				142,347		
	Account Total	0	0	142,347	142,347	0	0
211220-00000	STUDY ABROAD ADMINISTRATION						
	Revenue						
	Fees		525,000				
	Sales and Services		60,000				
	Expense						
	Salaries - Non-Faculty				374,706		
	Wages				75,000		
	Benefits				111,812		
	Operations and Maintenance				23,482		
	Account Total	0	585,000	0	585,000	0	0
211240-00000	STUDENT WELFARE & RECREATIONAL FACI						
	Expense						
	Operations and Maintenance				13,000		
	Account Total	0	0	13,000	13,000	0	0
211270-00000	TEXAS A&M UNIVERSITY PRESS PUBLICAT						
	Revenue						
	Contracts and Grant		762,300				
	Sales and Services		1,665,700				
	Expense						
	Salaries - Non-Faculty				868,790		
	Wages				200,000		
	Benefits				254,637		
	Operations and Maintenance				1,584,573		
	Account Total	400,000	2,428,000	80,000	2,908,000	400,000-	0
211280-00000	STUDY ABROAD - SEMESTER I - ITALY						
	Revenue						
	Fees		29,500				
	Expense						
	Operations and Maintenance				29,500		
	Account Total	0	29,500	0	29,500	0	0

Printed on a Xerox 9700 Laser Printing System at the Computing Services Center / Texas A&M University

Form: URGB01 (02/05/85)

Account	Description	Beginning Balance	Revenues	Net Allocations	Expenditures	Increase (Decrease)	Ending Balance
211300-00000	WILDLIFE AND FISHERIES STUDY ABROAD						
	Revenue						
	Fees		35,400				
	Expense						
	Operations and Maintenance				35,400		
	Account Total	0	35,400	0	35,400	0	0
211310-00000	SABR - ITALY CIVIL ENGINEERING						
	Revenue						
	Fees		65,100				
	Expense						
	Operations and Maintenance				65,100		
	Account Total	0	65,100	0	65,100	0	0
211330-00000	MARKETING 401 & 485 STUDY ABROAD						
	Revenue						
	Fees		680,000				
	Expense						
	Operations and Maintenance				680,000		
	Account Total	0	680,000	0	680,000	0	0
211360-00000	GEOGRAPHY FIELD TRIP						
	Revenue						
	Fees		4,000				
	Expense						
	Operations and Maintenance				4,000		
	Account Total	0	4,000	0	4,000	0	0
211410-00000	ITALY SUMMER STUDY ABROAD						
	Revenue						
	Fees		50,400				
	Expense						
	Operations and Maintenance				50,400		
	Account Total	0	50,400	0	50,400	0	0
211440-00000	QATAR MANAGEMENT FEE - CLEN						
	Expense						
	Operations and Maintenance				2,000,000		
	Account Total	0	0	2,000,000	2,000,000	0	0
211510-00000	SABR-SUP DIR ENROLL EUROPE SEMESTER						
	Revenue						
	Fees		89,400				
	Expense						
	Operations and Maintenance				89,400		
	Account Total	0	89,400	0	89,400	0	0

Printed on a Xerox 9700 Laser Printing System at the Computing Services Center / Texas A&M University

Form: URGB01 (02/05/85)

Account	Description	Beginning Balance	Revenues	Net Allocations	Expenditures	Increase (Decrease)	Ending Balance
211560-00000	FEE INSTALLMENT HANDLING CHARGE						
	Expense						
	Salaries - Non-Faculty				367,282		
	Benefits				70,441		
	Operations and Maintenance				32,276		
	Account Total	0	0	470,000	469,999	1	1
211640-00000	SPONSORED STUDENT PROGRAMS						
	Revenue						
	Fees		378,138				
	Expense						
	Salaries - Non-Faculty				284,885		
	Benefits				85,465		
	Operations and Maintenance				7,788		
	Account Total	0	378,138	0	378,138	0	0
211650-00000	LIBRARY-MATERIALS AND SERVICES MANA						
	Revenue						
	Sales and Services		2,000				
	Other Operating Inc		56,000				
	Expense						
	Operations and Maintenance				58,000		
	Account Total	0	58,000	0	58,000	0	0
211660-00000	TAMU PSYCHOLOGY CLINIC						
	Revenue						
	Contracts and Grant		24,000				
	Sales and Services		17,151				
	Expense						
	Salaries - Faculty				6,000		
	Salaries - Non-Faculty				700		
	Benefits				1,740		
	Operations and Maintenance				32,711		
	Account Total	0	41,151	0	41,151	0	0
211710-00000	PATENTS/COPYRIGHTS ROYALTY INCOME						
	Revenue						
	Sales and Services		200,000				
	Other Operating Inc		50,000				
	Expense						
	Operations and Maintenance				250,000		
	Account Total	0	250,000	0	250,000	0	0

Printed on a Xerox 9700 Laser Printing System at the Computing Services Center / Texas A&M University

Form: URGB01 (02/05/85)

Account	Description	Beginning Balance	Revenues	Net Allocations	Expenditures	Increase (Decrease)	Ending Balance
211720-00000	PUBLIC POLICY RESEARCH INSTITUTE						
	Revenue						
	Contracts and Grant		300,000				
	Expense						
	Salaries - Non-Faculty				224,927		
	Wages				5,000		
	Benefits				67,478		
	Operations and Maintenance				2,595		
	Account Total	0	300,000	0	300,000	0	0
211780-00000	EMPLOYEE TUITION ASSISTANCE PROGRAM						
	Expense						
	Scholarships				1,200,000		
	Account Total	0	0	1,200,000	1,200,000	0	0
211790-00000	UAE ORGANIZATIONAL LEARNING						
	Revenue						
	Fees		1,960				
	Expense						
	Operations and Maintenance				1,960		
	Account Total	0	1,960	0	1,960	0	0
211810-00000	EGYPT INDUSTRIAL & SYSTEMS ENG						
	Revenue						
	Fees		40,500				
	Expense						
	Operations and Maintenance				40,500		
	Account Total	0	40,500	0	40,500	0	0
211820-00000	MEXICO AGRICULTURAL LEADERSHIP						
	Revenue						
	Fees		12,400				
	Expense						
	Operations and Maintenance				12,400		
	Account Total	0	12,400	0	12,400	0	0
211870-00000	GUATEMALA COFFEE ORIGINS						
	Revenue						
	Fees		15,400				
	Expense						
	Operations and Maintenance				15,400		
	Account Total	0	15,400	0	15,400	0	0
211970-00000	TAMU - INFORMATION TECHNOLOGY						
	Revenue						
	Sales and Services		321,993				
	Expense						
	Operations and Maintenance				321,993		
	Account Total	0	321,993	0	321,993	0	0

Printed on a Xerox 9700 Laser Printing System at the Computing Services Center / Texas A&M University

Form: URGB01 (02/05/85)

Account	Description	Beginning Balance	Revenues	Net Allocations	Expenditures	Increase (Decrease)	Ending Balance
212080-00000	INSTRUCTIONAL TECHNOLOGY SERVICES						
	Revenue						
	Sales and Services		249,730				
	Expense						
	Operations and Maintenance				849,730		
	Account Total	600,000	249,730	0	849,730	600,000-	0
212100-00000	GRAD ADVANCEMENT FUNDING - CLGE						
	Expense						
	Operations and Maintenance				25,000		
	Account Total	25,000	0	0	25,000	25,000-	0
212120-00000	VP & ASSOC PROVOST FOR DIVERSITY						
	Expense						
	Operations and Maintenance				10,000		
	Account Total	0	0	10,000	10,000	0	0
212350-00000	EUROPE GEOGRAPHY						
	Revenue						
	Fees		22,000				
	Expense						
	Operations and Maintenance				22,000		
	Account Total	0	22,000	0	22,000	0	0
212380-00000	FINLAND ENGINEERING TECHNOLOGY						
	Revenue						
	Fees		29,900				
	Expense						
	Operations and Maintenance				29,900		
	Account Total	0	29,900	0	29,900	0	0
212390-00000	COOP ADMINISTRATIVE FEE						
	Revenue						
	Fees		25,000				
	Expense						
	Salaries - Non-Faculty				28,188		
	Benefits				8,456		
	Operations and Maintenance				13,356		
	Account Total	25,000	25,000	0	50,000	25,000-	0
212420-00000	NEW FACULTY START-UP: GEOSCIENCES						
	Expense						
	Operations and Maintenance				20,000		
	Account Total	20,000	0	0	20,000	20,000-	0

Printed on a Xerox 9700 Laser Printing System at the Computing Services Center / Texas A&M University

Form: URGB01 (02/05/85)

Account	Description	Beginning Balance	Revenues	Net Allocations	Expenditures	Increase (Decrease)	Ending Balance
212480-00000	EGYPT INDUSTRIAL & SYSTEMS ENG FALL						
	Revenue						
	Fees		50,000				
	Expense						
	Operations and Maintenance				50,000		
	Account Total	0	50,000	0	50,000	0	0
212510-00000	JAPAN FALL ARCHITECTURE						
	Revenue						
	Fees		35,000				
	Expense						
	Operations and Maintenance				35,000		
	Account Total	0	35,000	0	35,000	0	0
212540-00000	GEOLOGY MICROPROBE OPERATIONS						
	Expense						
	Operations and Maintenance				20,000		
	Account Total	20,000	0	0	20,000	20,000-	0
212610-00000	GREECE ENGINEERING ETHICS-FALL						
	Revenue						
	Fees		46,500				
	Expense						
	Operations and Maintenance				46,500		
	Account Total	0	46,500	0	46,500	0	0
212640-00000	ITALY ENGINEERING ETHICS (MILAN)						
	Revenue						
	Fees		114,000				
	Expense						
	Operations and Maintenance				114,000		
	Account Total	0	114,000	0	114,000	0	0
212710-00000	ACADEMIC SUCCESS EDUCATION PROGRAMS						
	Revenue						
	Sales and Services		115,000				
	Expense						
	Wages				105,000		
	Operations and Maintenance				10,000		
	Account Total	0	115,000	0	115,000	0	0
212750-00000	PERU GEOGRAHPY						
	Revenue						
	Fees		26,000				
	Expense						
	Operations and Maintenance				26,000		
	Account Total	0	26,000	0	26,000	0	0

Printed on a Xerox 9700 Laser Printing System at the Computing Services Center / Texas A&M University

Form: URGB01 (02/05/85)

Account	Description	Beginning Balance	Revenues	Net Allocations	Expenditures	Increase (Decrease)	Ending Balance
212820-00000	UK COMPUTER ENGINEERING						
	Revenue						
	Fees		65,000				
	Expense						
	Operations and Maintenance				65,000		
	Account Total	0	65,000	0	65,000	0	0
212830-00000	UK/GERMANY ELECTRICAL ENGINEERING						
	Revenue						
	Fees		90,000				
	Expense						
	Operations and Maintenance				90,000		
	Account Total	0	90,000	0	90,000	0	0
212870-00000	UK/GERMANY PETROLEUM ENGNINEERING						
	Revenue						
	Fees		34,300				
	Expense						
	Operations and Maintenance				34,300		
	Account Total	0	34,300	0	34,300	0	0
212940-00000	UK/GERMANY SUPPLY CHAIN MGMT						
	Revenue						
	Fees		71,875				
	Expense						
	Operations and Maintenance				71,875		
	Account Total	0	71,875	0	71,875	0	0
213060-00000	LIBRARY - IEEE PARTNERSHIP PROGRAM						
	Revenue						
	Gifts		3,000				
	Expense						
	Operations and Maintenance				3,000		
	Account Total	0	3,000	0	3,000	0	0
213130-00000	TAMU/BUSH LIBRARY						
	Revenue						
	Gifts		524,152				
	Expense						
	Salaries - Non-Faculty				873,247		
	Benefits				205,731		
	Account Total	0	524,152	555,176	1,078,978	350	350
213140-00000	ITALY FALL STUDY ABROAD						
	Revenue						
	Fees		163,800				
	Expense						
	Operations and Maintenance				163,800		
	Account Total	0	163,800	0	163,800	0	0

Printed on a Xerox 9700 Laser Printing System at the Computing Services Center / Texas A&M University

Form: URGB01 (02/05/85)

Account	Description	Beginning Balance	Revenues	Net Allocations	Expenditures	Increase (Decrease)	Ending Balance
213150-00000	CORPS VISITOR CENTER						
	Revenue						
	Gifts		160,859				
	Expense						
	Salaries - Non-Faculty				54,004		
	Wages				20,000		
	Benefits				18,805		
	Operations and Maintenance				68,050		
	Account Total	0	160,859	0	160,859	0	0
213650-00000	STUDY ABROAD - GERMANY PSYCHOLOGY						
	Revenue						
	Fees		122,550				
	Expense						
	Operations and Maintenance				122,550		
	Account Total	0	122,550	0	122,550	0	0
213710-00000	INTERNATIONAL FACULTY & SCHOL REVOL						
	Revenue						
	Sales and Services		290,000				
	Expense						
	Salaries - Non-Faculty				89,024		
	Wages				14,000		
	Benefits				26,707		
	Operations and Maintenance				166,380		
	Account Total	0	290,000	6,111	296,111	0	0
213730-00000	RESEARCH PARK OPERATIONAL FUND						
	Revenue						
	Sales and Services		200,000				
	Expense						
	Operations and Maintenance				200,000		
	Account Total	0	200,000	0	200,000	0	0
213850-00000	VET INTEGRATIVE BIOSCIENCE DESIGNAT						
	Revenue						
	Gifts		300				
	Expense						
	Salaries - Non-Faculty				6,000		
	Account Total	15,000	300	0	6,000	5,700-	9,300
213860-00000	KORICH - CORE SURGICAL SKILLS						
	Revenue						
	Sales and Services		3,000				
	Expense						
	Salaries - Non-Faculty				2,000		
	Benefits				500		
	Account Total	12,146	3,000	0	2,500	500	12,646

Printed on a Xerox 9700 Laser Printing System at the Computing Services Center / Texas A&M University

Form: URGB01 (02/05/85)

Account	Description	Beginning Balance	Revenues	Net Allocations	Expenditures	Increase (Decrease)	Ending Balance
213910-00000	GRADUATE AND PROFESSIONAL STUDIES						
	Revenue						
	Sales and Services		30,000				
	Expense						
	Operations and Maintenance				30,000		
	Account Total	0	30,000	0	30,000	0	0
214050-00000	NEW STUDENT CONFERENCE STUDENT LIFE						
	Revenue						
	Sales and Services		600,000				
	Expense						
	Salaries - Non-Faculty				99,054		
	Benefits				28,750		
	Operations and Maintenance				472,196		
	Account Total	0	600,000	0	600,000	0	0
214060-00000	RECIPROCAL EXCHANGE						
	Revenue						
	Sales and Services		40,000				
	Expense						
	Scholarships				40,000		
	Account Total	0	40,000	0	40,000	0	0
214140-00000	PRACTICUM PLACEMENTS IN PSYCHOLOGY						
	Revenue						
	Contracts and Grant		56,004				
	Expense						
	Salaries - Non-Faculty				48,000		
	Benefits				8,004		
	Account Total	0	56,004	0	56,004	0	0
214190-00000	STUDY ABROAD - SOUTH AFRICA AGRI						
	Revenue						
	Fees		50,000				
	Expense						
	Operations and Maintenance				50,000		
	Account Total	0	50,000	0	50,000	0	0
214310-00000	STUDY ABROAD-EUROPEAN ACADEMY						
	Revenue						
	Fees		140,000				
	Expense						
	Operations and Maintenance				140,000		
	Account Total	0	140,000	0	140,000	0	0

Printed on a Xerox 9700 Laser Printing System at the Computing Services Center / Texas A&M University

Form: URGB01 (02/05/85)

Account	Description	Beginning Balance	Revenues	Net Allocations	Expenditures	Increase (Decrease)	Ending Balance
214360-00000	VETERINARY MEDICINE MEDIA RESOURCES						
	Revenue						
	Sales and Services		175,000				
	Expense						
	Salaries - Non-Faculty				36,750		
	Operations and Maintenance				138,250		
	Account Total	0	175,000	0	175,000	0	0
214370-00000	CVM MARKETPLACE						
	Revenue						
	Sales and Services		50,000				
	Expense						
	Operations and Maintenance				50,000		
	Account Total	0	50,000	0	50,000	0	0
214390-00000	FISH CAMP						
	Revenue						
	Sales and Services		1,350,000				
	Investment Income		15,572				
	Expense						
	Salaries - Non-Faculty				30,418		
	Benefits				7,847		
	Operations and Maintenance				1,327,307		
	Account Total	0	1,365,572	0	1,365,572	0	0
214420-00000	FRANCE STUDY ABROAD PROGRAM						
	Revenue						
	Fees		130,000				
	Expense						
	Operations and Maintenance				130,000		
	Account Total	0	130,000	0	130,000	0	0
214480-00000	CORP ACADEMICS						
	Revenue						
	Gifts		114,540				
	Expense						
	Wages				36,140		
	Operations and Maintenance				78,400		
	Account Total	0	114,540	0	114,540	0	0
214500-00000	STUDENT RENTALS - RESIDENCE LIFE						
	Revenue						
	Sales and Services		30,000				
	Expense						
	Operations and Maintenance				25,000		
	Account Total	0	30,000	0	25,000	5,000	5,000

Printed on a Xerox 9700 Laser Printing System at the Computing Services Center / Texas A&M University

Form: URGB01 (02/05/85)

Account	Description	Beginning Balance	Revenues	Net Allocations	Expenditures	Increase (Decrease)	Ending Balance
214510-00000	STUDENT ORGANIZATION FINANCE CENTER						
	Revenue						
	Investment Income		182,766				
	Expense						
	Salaries - Non-Faculty				51,697		
	Wages				41,590		
	Benefits				12,623		
	Operations and Maintenance				76,856		
	Account Total	0	182,766	0	182,766	0	0
214540-00000	STUDY ABROAD PROGRAM BUS SUPPORT						
	Revenue						
	Fees		121,438				
	Expense						
	Operations and Maintenance				121,438		
	Account Total	0	121,438	0	121,438	0	0
214600-00000	SPAIN STUDY ABROAD PROGRAM						
	Revenue						
	Fees		135,000				
	Expense						
	Operations and Maintenance				135,000		
	Account Total	0	135,000	0	135,000	0	0
214640-00000	CONSTRUCTION SCIENCE INTERNSHIP PRO						
	Revenue						
	Sales and Services		240,000				
	Expense						
	Salaries - Faculty				59,000		
	Salaries - Non-Faculty				53,800		
	Wages				15,000		
	Benefits				30,000		
	Operations and Maintenance				82,200		
	Account Total	0	240,000	0	240,000	0	0
214670-00000	CHEMISTRY DEVELOPMENT						
	Revenue						
	Sales and Services		75,000				
	Expense						
	Salaries - Non-Faculty				41,029		
	Benefits				11,779		
	Operations and Maintenance				22,192		
	Account Total	0	75,000	0	75,000	0	0

Printed on a Xerox 9700 Laser Printing System at the Computing Services Center / Texas A&M University

Form: URGB01 (02/05/85)

Account	Description	Beginning Balance	Revenues	Net Allocations	Expenditures	Increase (Decrease)	Ending Balance
214700-00000	HUMAN RESOURCES DEPARTMENT						
	Revenue						
	Other Operating Inc		30,000				
	Expense						
	Operations and Maintenance				30,000		
	Account Total	0	30,000	109,099	30,000	109,099	109,099
214930-00000	VET MED CLINICAL TRAINING PROGRAM						
	Revenue						
	Sales and Services		1,800,000				
	Expense						
	Salaries - Faculty				34,800		
	Salaries - Non-Faculty				30,000		
	Benefits				20,000		
	Operations and Maintenance				1,715,200		
	Account Total	0	1,800,000	0	1,800,000	0	0
215050-00000	E-PAY CONVENIENCE FEE						
	Revenue						
	Sales and Services		120,000				
	Expense						
	Operations and Maintenance				120,000		
	Account Total	0	120,000	0	120,000	0	0
215080-00000	VISITORS CENTER						
	Expense						
	Wages				60,000		
	Benefits				200		
	Operations and Maintenance				12,355		
	Account Total	0	0	72,555	72,555	0	0
215090-00000	PPRI - TEXAS SCHOOLS						
	Revenue						
	Sales and Services		300,000				
	Expense						
	Salaries - Non-Faculty				224,074		
	Benefits				67,222		
	Operations and Maintenance				8,704		
	Account Total	0	300,000	0	300,000	0	0
215240-00000	ENTERPRISE INFORMATION SYSTEMS						
	Revenue						
	Sales and Services		641,348				
	Expense						
	Salaries - Non-Faculty				73,182		
	Benefits				21,955		
	Operations and Maintenance				422,712		
	Equipment (Capitalized)				199,999		
	Account Total	0	641,348	76,500	717,848	0	0

Printed on a Xerox 9700 Laser Printing System at the Computing Services Center / Texas A&M University

Form: URGB01 (02/05/85)

Account	Description	Beginning Balance	Revenues	Net Allocations	Expenditures	Increase (Decrease)	Ending Balance
215290-00000	CONTRACT ADMINISTRATION						
	Expense						
	Operations and Maintenance				46,217		
	Account Total	0	0	46,217	46,217	0	0
215310-00000	ACADEMY NETWORK PARTNERSHIPS						
	Revenue						
	Contracts and Grant		287,000				
	Expense						
	Salaries - Non-Faculty				242,000		
	Benefits				45,000		
	Account Total	0	287,000	0	287,000	0	0
215450-00000	LIVESTOCK SALES-VLAM & SURGERY						
	Revenue						
	Sales and Services		10,000				
	Expense						
	Operations and Maintenance				10,000		
	Account Total	0	10,000	0	10,000	0	0
215460-00000	CVM ENRICHMENT PROGRAM						
	Revenue						
	Sales and Services		42,200				
	Expense						
	Operations and Maintenance				42,200		
	Account Total	0	42,200	0	42,200	0	0
215660-00000	ALEC - INSTRUCTIONAL MATERIALS SERV						
	Revenue						
	Sales and Services		300,000				
	Expense						
	Salaries - Faculty				108,205		
	Salaries - Non-Faculty				64,178		
	Wages				6,400		
	Benefits				66,751		
	Operations and Maintenance				54,466		
	Account Total	0	300,000	0	300,000	0	0
215680-00000	RESIDENCE HALL ASSOCIATION-SUPPORT						
	Expense						
	Operations and Maintenance				229,730		
	Account Total	29,730	0	200,000	229,730	29,730-	0
215700-00000	CORPS PROJECT FUND						
	Expense						
	Operations and Maintenance				1,690		
	Account Total	0	0	1,690	1,690	0	0

Printed on a Xerox 9700 Laser Printing System at the Computing Services Center / Texas A&M University

Form: URGB01 (02/05/85)

Account	Description	Beginning Balance	Revenues	Net Allocations	Expenditures	Increase (Decrease)	Ending Balance
215740-00000	CADET CORPS AWARDS & TROPHIES *CR*						
	Expense						
	Operations and Maintenance				8,500		
	Account Total	0	0	8,500	8,500	0	0
215820-00000	PARSONS MOUNTED CAVALRY						
	Revenue						
	Gifts		37,269				
	Expense						
	Salaries - Non-Faculty				14,000		
	Operations and Maintenance				23,269		
	Account Total	0	37,269	0	37,269	0	0
216010-00000	DOF IT SERVICES-IMAGING MAINTENANCE						
	Revenue						
	Sales and Services		58,256				
	Expense						
	Operations and Maintenance				211,649		
	Account Total	0	58,256	153,393	211,649	0	0
216080-00000	DISTANCE EDUCATION ACCESS FEE-ENG						
	Expense						
	Salaries - Faculty				385,000		
	Account Total	0	0	385,000	385,000	0	0
216120-00000	TPEG - LAW - RESIDENT						
	Expense						
	Scholarships				119,162		
	Account Total	0	0	119,162	119,162	0	0
216130-00000	TPEG - LAW - NON RESIDENT						
	Expense						
	Scholarships				11,178		
	Account Total	0	0	11,178	11,178	0	0
216140-00000	INSTITUTIONAL DEVELOPMENT-BEQUEST						
	Revenue						
	Gifts		614,395				
	Expense						
	Operations and Maintenance				614,395		
	Account Total	0	614,395	0	614,395	0	0
216150-00000	WOMEN IN TIME ACCOUNT						
	Expense						
	Operations and Maintenance				6,000		
	Account Total	0	0	6,000	6,000	0	0

Printed on a Xerox 9700 Laser Printing System at the Computing Services Center / Texas A&M University

Form: URGB01 (02/05/85)

Account	Description	Beginning Balance	Revenues	Net Allocations	Expenditures	Increase (Decrease)	Ending Balance
216230-00000	MEDICAL SCIENCES LIBRARY						
	Revenue						
	Sales and Services		2,000				
	Expense						
	Operations and Maintenance				2,000		
	Account Total	0	2,000	0	2,000	0	0
216240-00000	TAMU LIVESTOCK JUDGING CONTEST						
	Revenue						
	Sales and Services		50,000				
	Expense						
	Salaries - Non-Faculty				10,000		
	Benefits				2,000		
	Operations and Maintenance				38,000		
	Account Total	0	50,000	0	50,000	0	0
216270-00000	TPEG RESIDENT						
	Expense						
	Scholarships				9,637,539		
	Account Total	0	0	9,637,539	9,637,539	0	0
216280-00000	TPEG NON-RESIDENT						
	Expense						
	Scholarships				1,104,462		
	Account Total	0	0	1,104,462	1,104,462	0	0
216290-00000	TPEG VET MED RESIDENT						
	Expense						
	Scholarships				399,921		
	Account Total	0	0	399,921	399,921	0	0
216300-00000	TPEG VET MED NON-RESIDENT						
	Expense						
	Scholarships				4,374		
	Account Total	0	0	4,374	4,374	0	0
216340-00000	DISTANCE EDUCATION SUPPORT						
	Expense						
	Salaries - Non-Faculty				170,187		
	Benefits				51,056		
	Operations and Maintenance				28,757		
	Account Total	250,000	0	0	250,000	250,000-	0
216380-00000	BARNES & NOBLE SCHOLARSHIP FUND						
	Expense						
	Scholarships				350,000		
	Account Total	0	0	350,000	350,000	0	0

Printed on a Xerox 9700 Laser Printing System at the Computing Services Center / Texas A&M University

Form: URGB01 (02/05/85)

Account	Description	Beginning Balance	Revenues	Net Allocations	Expenditures	Increase (Decrease)	Ending Balance
216390-00000	PRESIDENTS SCHOLARS - TAMU						
	Expense						
	Scholarships				103,000		
	Account Total	0	0	103,000	103,000	0	0
216400-00000	TAMU BOOKSTORE STUDY ABROAD SCHOL						
	Expense						
	Scholarships				15,000		
	Account Total	0	0	15,000	15,000	0	0
216410-00000	COMMANDANT'S-CORPS SCHOLARSHIPS						
	Expense						
	Scholarships				420,000		
	Account Total	0	0	420,000	420,000	0	0
216640-00000	MSC JORDAN INSTITUTE						
	Revenue						
	Gifts		59,163				
	Sales and Services		255,707				
	Expense						
	Operations and Maintenance				306,616		
	Account Total	0	314,870	8,254-	306,616	0	0
216680-00000	CLAG DEVELOPMENT COUNCIL MEETINGS						
	Revenue						
	Gifts		18,000				
	Sales and Services		20,000				
	Expense						
	Operations and Maintenance				38,000		
	Account Total	0	38,000	0	38,000	0	0
216720-00000	STUDY ABR BELGIUM ENGR AGSM335/337						
	Revenue						
	Fees		50,400				
	Expense						
	Operations and Maintenance				50,400		
	Account Total	0	50,400	0	50,400	0	0
216860-00000	GI LAB						
	Revenue						
	Sales and Services		4,500,000				
	Expense						
	Salaries - Faculty				195,700		
	Salaries - Non-Faculty				1,408,750		
	Wages				245,000		
	Benefits				375,000		
	Scholarships				20,000		
	Operations and Maintenance				3,455,550		
	Account Total	1,200,000	4,500,000	0	5,700,000	1,200,000-	0

Printed on a Xerox 9700 Laser Printing System at the Computing Services Center / Texas A&M University

Form: URGB01 (02/05/85)

Account	Description	Beginning Balance	Revenues	Net Allocations	Expenditures	Increase (Decrease)	Ending Balance
216910-00000	ALUMNI AND EDUCATION SERVICES						
	Expense						
	Operations and Maintenance				30,000		
	Account Total	30,000	0	0	30,000	30,000-	0
216920-00000	STUDENT FINANCIAL AID						
	Revenue						
	Contracts and Grant		115,000				
	Sales and Services		15,000				
	Other Operating Inc		40,000				
	Expense						
	Wages				70,000		
	Operations and Maintenance				126,000		
	Account Total	0	170,000	26,000	196,000	0	0
217000-00000	DESIGN-OTHER STUDENT FEES (60)						
	Revenue						
	Exemptions		28,000,000				
	Expense						
	Scholarships				28,000,000		
	Account Total	0	28,000,000	0	28,000,000	0	0
217410-00000	NEW GRADUATE STUDENT FEE ACCOUNT						
	Revenue						
	Sales and Services		195,000				
	Expense						
	Operations and Maintenance				245,000		
	Account Total	50,000	195,000	0	245,000	50,000-	0
217430-00000	GILBERT, W.C. JR. ESTATE - LIBR						
	Revenue						
	Investment Income		5,764				
	Expense						
	Operations and Maintenance				5,764		
	Account Total	0	5,764	0	5,764	0	0
217620-00000	SPECIAL CONCESSIONS-PRESIDENT						
	Expense						
	Operations and Maintenance				400,000		
	Account Total	0	0	400,000	400,000	0	0
217620-10000	SPECIAL CONCESSIONS-GAMEDAY						
	Expense						
	Operations and Maintenance				150,000		
	Account Total	0	0	150,000	150,000	0	0

Printed on a Xerox 9700 Laser Printing System at the Computing Services Center / Texas A&M University

Form: URGB01 (02/05/85)

Account	Description	Beginning Balance	Revenues	Net Allocations	Expenditures	Increase (Decrease)	Ending Balance
217620-20000	SPECIAL CONCESSIONS-PRES EVENTS						
	Expense						
	Operations and Maintenance				120,000		
	Account Total	0	0	120,000	120,000	0	0
217640-00000	SPECIAL CONCESSIONS-PROVOST						
	Expense						
	Operations and Maintenance				57,000		
	Account Total	0	0	57,000	57,000	0	0
217650-00000	SPECIAL CONCESSIONS-DIVISION OF ADM						
	Expense						
	Operations and Maintenance				2,500		
	Account Total	50,000	0	0	2,500	2,500-	47,500
217660-00000	SPECIAL CONCESSIONS-VP STUDENT AFFA						
	Expense						
	Operations and Maintenance				81,450		
	Account Total	0	0	81,450	81,450	0	0
217670-00000	SPECIAL CONCESSIONS-DIRECTOR MARKET						
	Expense						
	Operations and Maintenance				25,000		
	Account Total	0	0	25,000	25,000	0	0
217680-00000	SPECIAL CONCESSIONS-PPO						
	Expense						
	Operations and Maintenance				40,000		
	Account Total	0	0	40,000	40,000	0	0
217690-00000	SPECIAL CONCESSIONS-COMMANDANT						
	Expense						
	Operations and Maintenance				18,000		
	Account Total	0	0	18,000	18,000	0	0
217720-00000	DEPARTMENTAL OPERATING EXP						
	Expense						
	Wages				5,000		
	Operations and Maintenance				93,334		
	Account Total	0	0	98,334	98,334	0	0
217760-00000	SPECIAL CONCESSIONS-RESIDENCE LIFE						
	Expense						
	Operations and Maintenance				16,000		
	Account Total	8,000	0	8,000	16,000	8,000-	0

Printed on a Xerox 9700 Laser Printing System at the Computing Services Center / Texas A&M University

Form: URGB01 (02/05/85)

Account	Description	Beginning Balance	Revenues	Net Allocations	Expenditures	Increase (Decrease)	Ending Balance
217780-00000	SPECIAL CONCESSIONS-RESERVE						
	Revenue						
	Sales and Services		1,800,000				
	Expense						
	Operations and Maintenance				58,234		
	Account Total	305,000	1,800,000	2,046,766-	58,234	305,000-	0
217810-00000	SPECIAL CONCESSIONS-VP FINANCE						
	Expense						
	Operations and Maintenance				50,000		
	Account Total	0	0	50,000	50,000	0	0
217850-00000	STUDY ABROAD-CLLA/RUSSIA LANGUAGE						
	Revenue						
	Fees		60,500				
	Expense						
	Operations and Maintenance				60,500		
	Account Total	0	60,500	0	60,500	0	0
217860-00000	STUDENT COUNSELING SERVICE						
	Expense						
	Operations and Maintenance				10,000		
	Account Total	10,000	0	0	10,000	10,000-	0
217900-00000	INTERNATIONAL STUDENT SERVICES						
	Revenue						
	Fees		921,570				
	Sales and Services		60,000				
	Expense						
	Salaries - Non-Faculty				454,816		
	Wages				70,000		
	Benefits				135,545		
	Operations and Maintenance				321,209		
	Account Total	0	981,570	0	981,570	0	0
217910-00000	STUDY ABROAD-CLLA/SPAIN LANGUAGE						
	Revenue						
	Fees		84,600				
	Expense						
	Operations and Maintenance				84,600		
	Account Total	0	84,600	0	84,600	0	0
217930-00000	MUSIC COPYRIGHT USE FUND						
	Expense						
	Operations and Maintenance				47,000		
	Account Total	0	0	47,000	47,000	0	0

Printed on a Xerox 9700 Laser Printing System at the Computing Services Center / Texas A&M University

Form: URGB01 (02/05/85)

Account	Description	Beginning Balance	Revenues	Net Allocations	Expenditures	Increase (Decrease)	Ending Balance
217940-00000	PEPSI SCHOLARSHIPS FUNDS						
	Expense						
	Scholarships				35,000		
	Account Total	0	0	35,000	35,000	0	0
218000-00000	QATAR CAMPUS - CONTRACT MGMT FEES						
	Revenue						
	Other Operating Inc		8,500,000				
	Expense						
	Operations and Maintenance				6,219,588		
	Account Total	0	8,500,000	2,280,412-	6,219,588	0	0
218160-00000	STUDENT FINANCIAL SERVICES REVENUE						
	Revenue						
	Fees		1,384,094				
	Account Total	0	1,384,094	1,384,094-	0	0	0
218190-00000	PAYROLL SERVICES						
	Revenue						
	Sales and Services		1,500				
	Expense						
	Salaries - Non-Faculty				274,524		
	Wages				1,000		
	Benefits				83,384		
	Operations and Maintenance				23,500		
	Account Total	600,000	1,500	191,016	382,408	189,892-	410,108
218200-00000	STUDENT FINANCIAL SERVICES						
	Revenue						
	Fees		119,900				
	Other Operating Inc		425,000				
	Expense						
	Salaries - Non-Faculty				179,526		
	Wages				250,000		
	Benefits				39,899		
	Operations and Maintenance				686,735		
	Account Total	0	544,900	611,260	1,156,160	0	0
218300-00000	AGGIE CARD MAINTENANCE REVENUE						
	Revenue						
	Fees		95,000				
	Sales and Services		160,000				
	Account Total	0	255,000	105,000-	0	150,000	150,000
218320-00000	BANKING & MANAGEMENT FEES						
	Expense						
	Other Non-Operating Expense				2,000,000		
	Account Total	0	0	0	2,000,000	2,000,000-	2,000,000-

Printed on a Xerox 9700 Laser Printing System at the Computing Services Center / Texas A&M University

Form: URGB01 (02/05/85)

Account	Description	Beginning Balance	Revenues	Net Allocations	Expenditures	Increase (Decrease)	Ending Balance
218340-00000	STUDENT FINANCIAL SERVICES						
	Revenue						
	Contracts and Grant		80,000				
	Other Operating Inc		10,000				
	Expense						
	Operations and Maintenance				118,238		
	Account Total	0	90,000	28,238	118,238	0	0
218410-00000	DOF IT SERVICES-LOCAL						
	Revenue						
	Sales and Services		22,884				
	Expense						
	Salaries - Non-Faculty				272,559		
	Operations and Maintenance				96,546		
	Account Total	0	22,884	346,221	369,105	0	0
218490-00000	KAMU TRANSMISSION SERVICES						
	Revenue						
	Sales and Services		45,000				
	Expense						
	Operations and Maintenance				45,000		
	Account Total	0	45,000	0	45,000	0	0
218500-00000	FEE INSTALLMENT HANDLING CHARGE REV						
	Revenue						
	Fees		260,000				
	Account Total	0	260,000	260,000-	0	0	0
218530-00000	OFFICE OF FACILITIES COORDINATION						
	Expense						
	Operations and Maintenance				30,196		
	Account Total	315,919	0	30,196	30,196	0	315,919
218560-00000	HUB PROGRAM						
	Expense						
	Salaries - Non-Faculty				28,968		
	Operations and Maintenance				142,716		
	Account Total	0	0	171,684	171,684	0	0
218630-00000	DISTANCE EDUCATION SUPPORT-BUS ADM						
	Expense						
	Operations and Maintenance				70,000		
	Account Total	0	0	70,000	70,000	0	0
218780-00000	AGGIE BAND TRAVEL						
	Expense						
	Operations and Maintenance				170,000		
	Account Total	0	0	170,000	170,000	0	0

Printed on a Xerox 9700 Laser Printing System at the Computing Services Center / Texas A&M University

Form: URGB01 (02/05/85)

Account	Description	Beginning Balance	Revenues	Net Allocations	Expenditures	Increase (Decrease)	Ending Balance
218930-00000	SPECIAL CONCESSIONS - USC						
	Expense						
	Operations and Maintenance				10,000		
	Account Total	0	0	10,000	10,000	0	0
219000-00000	CONVENIENCE FEE						
	Revenue						
	Sales and Services		1,250,000				
	Expense						
	Operations and Maintenance				1,250,000		
	Account Total	0	1,250,000	0	1,250,000	0	0
219080-00000	MAYS MASTERS' PROGRAM FEE						
	Revenue						
	Fees		3,320,910				
	Expense						
	Salaries - Faculty				10,156		
	Salaries - Non-Faculty				529,346		
	Benefits				160,835		
	Operations and Maintenance				823,840		
	Account Total	0	3,320,910	1,796,733-	1,524,177	0	0
219100-00000	MAYS MBA PROGRAM FEE						
	Revenue						
	Fees		2,460,600				
	Expense						
	Salaries - Faculty				45,705		
	Salaries - Non-Faculty				449,598		
	Benefits				138,620		
	Operations and Maintenance				1,811,177		
	Account Total	0	2,460,600	15,500-	2,445,100	0	0
219110-00000	COMMUNICATION LAB SUPPORT						
	Expense						
	Wages				1,500		
	Operations and Maintenance				14,000		
	Account Total	0	0	15,500	15,500	0	0
219300-00000	MSC FORSYTH GALLERIES						
	Revenue						
	Gifts		342,513				
	Other Operating Inc		6,018				
	Expense						
	Salaries - Non-Faculty				172,551		
	Wages				25,000		
	Benefits				43,954		
	Operations and Maintenance				107,026		
	Account Total	0	348,531	0	348,531	0	0

Printed on a Xerox 9700 Laser Printing System at the Computing Services Center / Texas A&M University

Form: URGB01 (02/05/85)

Account	Description	Beginning Balance	Revenues	Net Allocations	Expenditures	Increase (Decrease)	Ending Balance
219480-00000	CPI-COUNCIL OF PRINCIPAL INVESTIGAT						
	Revenue						
	Other Operating Inc		65,592				
	Expense						
	Salaries - Non-Faculty				51,693		
	Benefits				12,845		
	Operations and Maintenance				1,054		
	Account Total	0	65,592	0	65,592	0	0
219600-00000	ARCHITECTURE ITALY SPRING SAPO						
	Revenue						
	Fees		139,000				
	Expense						
	Operations and Maintenance				139,000		
	Account Total	0	139,000	0	139,000	0	0
219650-00000	INSURANCE - TAMU						
	Expense						
	Operations and Maintenance				58,000		
	Account Total	58,000	0	0	58,000	58,000-	0
219660-00000	ARCHITECTURE BARCELONA SPAIN						
	Revenue						
	Fees		147,000				
	Expense						
	Operations and Maintenance				147,000		
	Account Total	0	147,000	0	147,000	0	0
219710-00000	AG - FRANCE - FESIA_STUDY ABROAD						
	Revenue						
	Fees		32,400				
	Expense						
	Operations and Maintenance				32,400		
	Account Total	0	32,400	0	32,400	0	0
219730-00000	SUMMER CAMPS						
	Revenue						
	Sales and Services		105,559				
	Expense						
	Salaries - Non-Faculty				94,310		
	Wages				15,000		
	Benefits				18,009		
	Operations and Maintenance				8,116		
	Account Total	0	105,559	29,876	135,435	0	0
219750-00000	RESOURCE ALLOCATION PROGRAM						
	Expense						
	Operations and Maintenance				72,635		
	Account Total	0	0	72,635	72,635	0	0

Printed on a Xerox 9700 Laser Printing System at the Computing Services Center / Texas A&M University

Form: URGB01 (02/05/85)

Account	Description	Beginning Balance	Revenues	Net Allocations	Expenditures	Increase (Decrease)	Ending Balance
219930-00000	STUDY ABROAD GERMANY-VET VTPB485						
	Revenue						
	Fees		90,000				
	Expense						
	Operations and Maintenance				90,000		
	Account Total	0	90,000	0	90,000	0	0
219970-00000	MAYS ON-LINE GRAD APPLICATION FEES						
	Revenue						
	Fees		78,000				
	Expense						
	Salaries - Non-Faculty				26,454		
	Benefits				7,936		
	Operations and Maintenance				43,610		
	Account Total	0	78,000	0	78,000	0	0
220300-00000	FACULTY SENATE CONCESSIONS						
	Expense						
	Operations and Maintenance				3,500		
	Account Total	0	0	3,500	3,500	0	0
221000-00000	CLAG - COLLEGE ADVANCEMENT FEE						
	Revenue						
	Fees		200,000				
	Expense						
	Salaries - Faculty				40,000		
	Salaries - Non-Faculty				900		
	Wages				5,000		
	Benefits				13,000		
	Operations and Maintenance				126,100		
	Equipment (Capitalized)				15,000		
	Account Total	0	200,000	0	200,000	0	0
221016-00000	MS MIS PROGRAM STUDENT FEE						
	Revenue						
	Fees		330,000				
	Expense						
	Salaries - Faculty				171,750		
	Salaries - Non-Faculty				44,566		
	Benefits				19,820		
	Scholarships				20,000		
	Operations and Maintenance				73,864		
	Account Total	0	330,000	0	330,000	0	0
221100-00000	CLBA - COLLEGE ADVANCEMENT FEE						
	Revenue						
	Fees		215,000				
	Account Total	0	215,000	215,000-	0	0	0

Printed on a Xerox 9700 Laser Printing System at the Computing Services Center / Texas A&M University

Form: URGB01 (02/05/85)

Account	Description	Beginning Balance	Revenues	Net Allocations	Expenditures	Increase (Decrease)	Ending Balance
221111-00000	CLBA - COLLEGE ADVANCEMENT FEE						
	Expense						
	Salaries - Non-Faculty				39,943		
	Benefits				11,584		
	Operations and Maintenance				163,473		
	Account Total	0	0	215,000	215,000	0	0
221200-00000	CLED - COLLEGE ADVANCEMENT FEE						
	Revenue						
	Fees		800,000				
	Expense						
	Salaries - Faculty				25,000		
	Salaries - Non-Faculty				525,000		
	Benefits				50,000		
	Operations and Maintenance				200,000		
	Account Total	0	800,000	0	800,000	0	0
221400-00000	CLGE - COLLEGE ADVANCEMENT FEE						
	Revenue						
	Fees		24,981				
	Expense						
	Operations and Maintenance				24,981		
	Account Total	0	24,981	0	24,981	0	0
221413-00000	CLGE - TEACHING FEE MS OF GEOSCIENC						
	Expense						
	Operations and Maintenance				61,000		
	Account Total	0	0	61,000	61,000	0	0
221421-00000	PBSI - MS GRAD PROGRAM FEE						
	Revenue						
	Fees		84,000				
	Expense						
	Salaries - Faculty				64,500		
	Benefits				19,500		
	Account Total	0	84,000	0	84,000	0	0
221500-00000	CLLA - COLLEGE ADVANCEMENT FEE						
	Revenue						
	Fees		55,000				
	Expense						
	Salaries - Faculty				25,000		
	Salaries - Non-Faculty				20,000		
	Benefits				10,000		
	Account Total	0	55,000	0	55,000	0	0

Printed on a Xerox 9700 Laser Printing System at the Computing Services Center / Texas A&M University

Form: URGB01 (02/05/85)

Account	Description	Beginning Balance	Revenues	Net Allocations	Expenditures	Increase (Decrease)	Ending Balance
221600-00000	CLSC - COLLEGE ADVANCEMENT FEE						
	Revenue						
	Fees		60,000				
	Expense						
	Operations and Maintenance				60,000		
	Account Total	0	60,000	0	60,000	0	0
221700-00000	CLVM - COLLEGE ADVANCEMENT FEE						
	Revenue						
	Fees		50,000				
	Expense						
	Operations and Maintenance				50,000		
	Account Total	0	50,000	0	50,000	0	0
221720-00000	CLVM - COLLEGE ADVANCEMENT FEE-DVM						
	Revenue						
	Fees		116,000				
	Expense						
	Operations and Maintenance				116,000		
	Account Total	0	116,000	0	116,000	0	0
225400-00000	INSTRUCTIONAL ENH/EQUIP FEE-VET MED						
	Revenue						
	Fees		22,500				
	Expense						
	Operations and Maintenance				22,500		
	Account Total	0	22,500	0	22,500	0	0
225650-00000	OUT OF STATE DIST ED FEE-STATISTICS						
	Expense						
	Salaries - Faculty				60,000		
	Salaries - Non-Faculty				347,180		
	Benefits				150,000		
	Operations and Maintenance				601,719		
	Account Total	0	0	1,158,899	1,158,899	0	0
225720-00000	DISTANCE INSTRUCT ENH/EQUIP - CLED						
	Expense						
	Salaries - Faculty				1,000		
	Benefits				270		
	Operations and Maintenance				455,730		
	Account Total	0	0	457,000	457,000	0	0

Printed on a Xerox 9700 Laser Printing System at the Computing Services Center / Texas A&M University

Form: URGB01 (02/05/85)

Account	Description	Beginning Balance	Revenues	Net Allocations	Expenditures	Increase (Decrease)	Ending Balance
225990-00000	BUSH SCHOOL DE-OSNR TEACHING FEE						
	Expense						
	Wages				25,000		
	Benefits				4,000		
	Scholarships				20,000		
	Operations and Maintenance				119,265		
	Account Total	0	0	168,265	168,265	0	0
226060-00000	DISTANCE EDUCATION						
	Expense						
	Salaries - Faculty				90,000		
	Salaries - Non-Faculty				10,000		
	Benefits				10,000		
	Operations and Maintenance				70,000		
	Account Total	0	0	180,000	180,000	0	0
226200-00000	DIST ED FEE - OUT-OF-STATE - MATH						
	Expense						
	Operations and Maintenance				100,000		
	Account Total	0	0	100,000	100,000	0	0
230001-00000	FEDERAL GRANTS - INDIRECT COST						
	Revenue						
	Contracts and Grant		13,475,000				
	Account Total	0	13,475,000	13,475,000-	0	0	0
230002-00000	STATE GRANTS - INDIRECT COST						
	Revenue						
	Contracts and Grant		750,000				
	Account Total	0	750,000	750,000-	0	0	0
230003-00000	MISCELLANEOUS GRANTS - INDIRECT COS						
	Revenue						
	Contracts and Grant		2,100,000				
	Account Total	0	2,100,000	2,100,000-	0	0	0
230004-00000	TEXAS A&M RESEARCH FDN - FAC USE						
	Revenue						
	Contracts and Grant		4,734,502				
	Account Total	0	4,734,502	4,734,502-	0	0	0
230011-00000	RESEARCH DEVELOPMENT INCENTIVES						
	Expense						
	Operations and Maintenance				15,663,371		
	Account Total	0	0	15,663,371	15,663,371	0	0

Printed on a Xerox 9700 Laser Printing System at the Computing Services Center / Texas A&M University

Form: URGB01 (02/05/85)

Account	Description	Beginning Balance	Revenues	Net Allocations	Expenditures	Increase (Decrease)	Ending Balance
230014-00000	ORGANIZED RESEARCH OPERATING FUND						
	Expense						
	Salaries - Non-Faculty				238,689		
	Benefits				45,325		
	Operations and Maintenance				15,986		
	Account Total	0	0	300,000	300,000	0	0
230027-00000	COMPARATIVE MEDICINE PRGM RESEARCH						
	Expense						
	Salaries - Non-Faculty				1,011,213		
	Benefits				165,438		
	Operations and Maintenance				61,172		
	Account Total	0	0	1,237,823	1,237,823	0	0
230056-00000	INDIRECT COST - GEOSCIENCES						
	Expense						
	Salaries - Non-Faculty				300,000		
	Benefits				75,000		
	Operations and Maintenance				125,000		
	Account Total	500,000	0	0	500,000	500,000-	0
230071-00000	NEW FACULTY STARTUP - CHEMISTRY						
	Expense						
	Salaries - Non-Faculty				32,193		
	Benefits				9,283		
	Scholarships				50,881		
	Operations and Maintenance				47,643		
	Account Total	140,000	0	0	140,000	140,000-	0
230074-00000	INDIRECT COST RETURN - GEOGRAPHY						
	Expense						
	Salaries - Non-Faculty				26,000		
	Benefits				9,000		
	Operations and Maintenance				15,000		
	Account Total	50,000	0	0	50,000	50,000-	0
230075-00000	INDIRECT COST RETURN-GEOLOGY & GEOP						
	Expense						
	Salaries - Faculty				25,000		
	Wages				7,500		
	Operations and Maintenance				42,500		
	Account Total	75,000	0	0	75,000	75,000-	0
230076-00000	INDIRECT COST RETURN - ATMOSPHERIC						
	Expense						
	Salaries - Non-Faculty				37,000		
	Scholarships				25,000		
	Operations and Maintenance				18,000		
	Account Total	80,000	0	0	80,000	80,000-	0

Printed on a Xerox 9700 Laser Printing System at the Computing Services Center / Texas A&M University

Form: URGB01 (02/05/85)

Account	Description	Beginning Balance	Revenues	Net Allocations	Expenditures	Increase (Decrease)	Ending Balance
230077-00000	INDIRECT COST RETURN - OCEANOGRAPHY						
	Expense						
	Salaries - Non-Faculty				16,000		
	Wages				1,000		
	Scholarships				10,000		
	Operations and Maintenance				80,000		
	Equipment (Capitalized)				50,000		
	Account Total	157,000	0	0	157,000	157,000-	0
230098-00000	INDIRECT COST - PSYC						
	Expense						
	Salaries - Non-Faculty				407,934		
	Benefits				122,380		
	Account Total	530,314	0	0	530,314	530,314-	0
230142-00000	CACE-IDC CENTER FOR ATMOSPHERIC CHE						
	Expense						
	Operations and Maintenance				6,000		
	Account Total	6,000	0	0	6,000	6,000-	0
230170-00000	MICROSCOPY AND IMAGING CENTER						
	Expense						
	Salaries - Non-Faculty				268,127		
	Benefits				69,398		
	Operations and Maintenance				12,578		
	Account Total	0	0	350,103	350,103	0	0
230260-00000	INTRNL OCEAN DISCOVERY PROG - GEOS						
	Expense						
	Salaries - Non-Faculty				1,471,556		
	Wages				125,000		
	Benefits				465,000		
	Operations and Maintenance				100,000		
	Account Total	0	0	2,161,556	2,161,556	0	0
230261-00000	INTRNL OCEAN DISCOVERY PROG - SRS						
	Expense						
	Salaries - Non-Faculty				757,931		
	Benefits				200,664		
	Operations and Maintenance				388,054		
	Account Total	0	0	1,346,649	1,346,649	0	0
231071-00000	GEOG - PI INDIRECT COST RETURNS						
	Expense						
	Operations and Maintenance				75,000		
	Account Total	75,000	0	0	75,000	75,000-	0

Printed on a Xerox 9700 Laser Printing System at the Computing Services Center / Texas A&M University

Form: URGB01 (02/05/85)

Account	Description	Beginning Balance	Revenues	Net Allocations	Expenditures	Increase (Decrease)	Ending Balance
231074-00000	METR - PI INDIRECT COST RETURNS						
	Expense						
	Salaries - Faculty				4,000		
	Salaries - Non-Faculty				15,000		
	Benefits				1,500		
	Scholarships				25,000		
	Operations and Maintenance				104,500		
	Account Total	150,000	0	0	150,000	150,000-	0
231102-00000	CHEM - PI INDIRECT COST RETURNS						
	Expense						
	Salaries - Non-Faculty				23,643		
	Wages				49,200		
	Benefits				13,079		
	Scholarships				53,477		
	Operations and Maintenance				160,601		
	Account Total	300,000	0	0	300,000	300,000-	0
231124-00000	VTAN - PI INDIRECT COST RETURNS						
	Expense						
	Wages				24,054		
	Benefits				2,000		
	Operations and Maintenance				36,446		
	Account Total	62,500	0	0	62,500	62,500-	0
235017-00000	RESIDUAL FUNDS - OCEANOGRAPHY						
	Expense						
	Operations and Maintenance				20,000		
	Account Total	20,000	0	0	20,000	20,000-	0
235111-00000	RESIDUAL FUNDS - GEOGRAPHY						
	Revenue						
	Contracts and Grant		15,000				
	Expense						
	Operations and Maintenance				30,000		
	Account Total	15,000	15,000	0	30,000	15,000-	0
235140-00000	RESIDUAL FUNDS - GEOLOGY & GEOPHYS						
	Expense						
	Operations and Maintenance				100,000		
	Account Total	100,000	0	0	100,000	100,000-	0
235142-00000	RESIDUAL FUNDS - ATMOSPHERIC SCIENC						
	Expense						
	Operations and Maintenance				25,000		
	Account Total	25,000	0	0	25,000	25,000-	0

Printed on a Xerox 9700 Laser Printing System at the Computing Services Center / Texas A&M University

Form: URGB01 (02/05/85)

Account	Description	Beginning Balance	Revenues	Net Allocations	Expenditures	Increase (Decrease)	Ending Balance
237000-00000	UAF-REVENUE ACCOUNT						
	Revenue						
	Fees		153,560,000				
	Account Total	0	153,560,000	153,560,000-	0	0	0
237001-00000	UAF-ACAD AFF BUSINESS OFFICE						
	Expense						
	Salaries - Non-Faculty				30,544		
	Wages				51,312		
	Benefits				9,163		
	Operations and Maintenance				171,851		
	Account Total	0	0	262,870	262,870	0	0
237002-00000	UAF-TRANSITION ACAD PROGRAMS						
	Expense						
	Salaries - Non-Faculty				420,926		
	Wages				40,000		
	Benefits				124,778		
	Operations and Maintenance				90,231		
	Account Total	0	0	675,935	675,935	0	0
237004-00000	UAF-OFFICE OF THE REGISTRAR						
	Expense						
	Salaries - Non-Faculty				174,836		
	Benefits				52,451		
	Account Total	0	0	227,287	227,287	0	0
237013-00000	UAF-ASSOC VP - IT						
	Expense						
	Operations and Maintenance				19,278,091		
	Equipment (Capitalized)				1,013,607		
	Account Total	0	0	20,291,698	20,291,698	0	0
237014-00000	UAF-DEAN UG PGMS & ASSOC PROVOST						
	Expense						
	Salaries - Non-Faculty				123,979		
	Wages				25,000		
	Benefits				36,594		
	Operations and Maintenance				338,081		
	Account Total	0	0	523,654	523,654	0	0
237017-00000	UAF-BEUTEL HEALTH CENTER						
	Expense						
	Operations and Maintenance				2,200		
	Account Total	0	0	2,200	2,200	0	0

Printed on a Xerox 9700 Laser Printing System at the Computing Services Center / Texas A&M University

Form: URGB01 (02/05/85)

Account	Description	Beginning Balance	Revenues	Net Allocations	Expenditures	Increase (Decrease)	Ending Balance
237021-00000	UAF-CAREER CENTER						
	Expense						
	Salaries - Non-Faculty				2,208,318		
	Wages				70,000		
	Benefits				647,218		
	Operations and Maintenance				4,602		
	Account Total	0	0	2,930,138	2,930,138	0	0
237022-00000	UAF-COMMANDANT CORP OF CADETS						
	Expense						
	Salaries - Non-Faculty				88,814		
	Benefits				25,942		
	Operations and Maintenance				352,564		
	Account Total	0	0	467,320	467,320	0	0
237036-00000	UAF-DEPT OF INFORMATION TECHNOLOGY						
	Expense						
	Salaries - Non-Faculty				1,408,445		
	Benefits				420,000		
	Account Total	0	0	1,828,445	1,828,445	0	0
237037-00000	UAF-DISABILITY SERVICES						
	Expense						
	Salaries - Non-Faculty				540,773		
	Wages				58,000		
	Benefits				123,693		
	Operations and Maintenance				80,423		
	Account Total	0	0	802,889	802,889	0	0
237054-00000	UAF-PROVOST INFO TECHNOLOGY OFFICE						
	Expense						
	Salaries - Non-Faculty				190,126		
	Wages				130,000		
	Benefits				55,538		
	Operations and Maintenance				781,450		
	Account Total	0	0	1,157,114	1,157,114	0	0
237062-00000	UAF-MEMORIAL STUDENT PROGRAMS						
	Expense						
	Salaries - Non-Faculty				1,824,061		
	Wages				137,422		
	Benefits				517,469		
	Operations and Maintenance				139,623		
	Account Total	0	0	2,618,575	2,618,575	0	0

Printed on a Xerox 9700 Laser Printing System at the Computing Services Center / Texas A&M University

Form: URGB01 (02/05/85)

Account	Description	Beginning Balance	Revenues	Net Allocations	Expenditures	Increase (Decrease)	Ending Balance
237063-00000	UAF-MULTICULTURAL SERVICES						
	Expense						
	Salaries - Non-Faculty				716,593		
	Wages				68,393		
	Benefits				209,344		
	Operations and Maintenance				142,340		
	Account Total	0	0	1,136,670	1,136,670	0	0
237071-00000	UAF-EXEC VP & PROVOST						
	Expense						
	Operations and Maintenance				253,586		
	Account Total	0	0	253,586	253,586	0	0
237075-00000	UAF-RECREATIONAL SPORTS MGMT						
	Expense						
	Operations and Maintenance				3,677		
	Account Total	0	0	3,677	3,677	0	0
237076-00000	UAF-STUDY ABROAD PROGRAM						
	Expense						
	Salaries - Non-Faculty				122,687		
	Benefits				36,806		
	Account Total	0	0	159,493	159,493	0	0
237077-00000	UAF-STUDENT ACTIVITIES						
	Expense						
	Salaries - Non-Faculty				1,681,283		
	Wages				54,480		
	Benefits				500,506		
	Operations and Maintenance				214,606		
	Account Total	0	0	2,450,875	2,450,875	0	0
237079-00000	UAF-STUDENT COUNSELING						
	Expense						
	Salaries - Non-Faculty				3,044,719		
	Wages				16,575		
	Benefits				842,761		
	Operations and Maintenance				125,546		
	Account Total	0	0	4,029,601	4,029,601	0	0
237081-00000	UAF-STUDENT FINANCIAL AID OPERATION						
	Expense						
	Salaries - Non-Faculty				244,639		
	Wages				5,000		
	Benefits				73,392		
	Operations and Maintenance				122,482		
	Account Total	0	0	445,513	445,513	0	0

Printed on a Xerox 9700 Laser Printing System at the Computing Services Center / Texas A&M University

Form: URGB01 (02/05/85)

Account	Description	Beginning Balance	Revenues	Net Allocations	Expenditures	Increase (Decrease)	Ending Balance
237082-00000	UAF-STUDENT BUSINESS SERVICES						
	Expense						
	Salaries - Non-Faculty				97,662		
	Benefits				23,543		
	Operations and Maintenance				28,521		
	Account Total	0	0	149,726	149,726	0	0
237084-00000	UAF-STUDENT LIFE						
	Expense						
	Salaries - Non-Faculty				1,081,860		
	Benefits				275,000		
	Operations and Maintenance				245,260		
	Account Total	0	0	1,602,120	1,602,120	0	0
237085-00000	UAF-STUDENT LIFE STUDIES						
	Expense						
	Salaries - Non-Faculty				326,901		
	Benefits				13,940		
	Account Total	0	0	340,841	340,841	0	0
237087-00000	UAF-UNIVERSITY ART EXHIBITS						
	Expense						
	Salaries - Non-Faculty				202,996		
	Wages				5,500		
	Benefits				50,000		
	Operations and Maintenance				10,146		
	Account Total	0	0	268,642	268,642	0	0
237088-00000	UAF-LAUNCH						
	Expense						
	Salaries - Non-Faculty				715,960		
	Wages				47,000		
	Benefits				215,449		
	Operations and Maintenance				7,436		
	Account Total	0	0	985,845	985,845	0	0
237088-09000	GA - SALARY						
	Expense						
	Salaries - Non-Faculty				64,500		
	Account Total	0	0	64,500	64,500	0	0
237088-10000	LC - GENERAL						
	Expense						
	Operations and Maintenance				14,000		
	Account Total	0	0	14,000	14,000	0	0

Printed on a Xerox 9700 Laser Printing System at the Computing Services Center / Texas A&M University

Form: URGB01 (02/05/85)

Account	Description	Beginning Balance	Revenues	Net Allocations	Expenditures	Increase (Decrease)	Ending Balance
237088-10002	LC - GENERAL PROGRAMMING						
	Expense						
	Operations and Maintenance				9,000		
	Account Total	0	0	9,000	9,000	0	0
237088-10003	LC - MENTOR TRAINING						
	Expense						
	Operations and Maintenance				15,000		
	Account Total	0	0	15,000	15,000	0	0
237088-10004	LC - SPRING BREAK STAFF SUPPORT						
	Expense						
	Operations and Maintenance				10,000		
	Account Total	0	0	10,000	10,000	0	0
237088-11000	LC - ASPIRE						
	Expense						
	Operations and Maintenance				2,000		
	Account Total	0	0	2,000	2,000	0	0
237088-12000	LC - CENTURY SCHOLARS						
	Expense						
	Operations and Maintenance				2,000		
	Account Total	0	0	2,000	2,000	0	0
237088-13000	LC - FOCUS						
	Expense						
	Operations and Maintenance				2,000		
	Account Total	0	0	2,000	2,000	0	0
237088-14000	LC - IGNITE						
	Expense						
	Operations and Maintenance				2,000		
	Account Total	0	0	2,000	2,000	0	0
237088-15000	LC - GTF						
	Expense						
	Operations and Maintenance				1,000		
	Account Total	0	0	1,000	1,000	0	0
237088-16000	LC - ACREW						
	Expense						
	Operations and Maintenance				6,500		
	Account Total	0	0	6,500	6,500	0	0
237088-20000	HONORS - GENERAL						
	Expense						
	Operations and Maintenance				9,000		
	Account Total	0	0	9,000	9,000	0	0

Printed on a Xerox 9700 Laser Printing System at the Computing Services Center / Texas A&M University

Form: URGB01 (02/05/85)

Account	Description	Beginning Balance	Revenues	Net Allocations	Expenditures	Increase (Decrease)	Ending Balance
237088-21000	HONORS - HHC						
	Expense						
	Operations and Maintenance				8,000		
	Account Total	0	0	8,000	8,000	0	0
237088-23000	HONORS - UNIV SCHOLARS						
	Expense						
	Operations and Maintenance				4,500		
	Account Total	0	0	4,500	4,500	0	0
237088-23001	HONORS - USCHOLAR ENRICHMENT GRANTS						
	Expense						
	Scholarships				1,500		
	Account Total	0	0	1,500	1,500	0	0
237088-24000	HONORS - NATIONAL FELLOWSHIPS						
	Expense						
	Operations and Maintenance				500		
	Account Total	0	0	500	500	0	0
237088-24001	UAF-HONORS-USCHOLARS SCHOLARSHIPS						
	Expense						
	Scholarships				80,000		
	Account Total	0	0	80,000	80,000	0	0
237088-25000	HONORS - FACULTY DEVELOPMENT						
	Expense						
	Operations and Maintenance				1,500		
	Account Total	0	0	1,500	1,500	0	0
237088-27000	HONORS - MSC ITALY						
	Expense						
	Operations and Maintenance				9,500		
	Account Total	0	0	9,500	9,500	0	0
237088-28100	HONORS - ULS						
	Expense						
	Operations and Maintenance				1,000		
	Account Total	0	0	1,000	1,000	0	0
237088-28200	HONORS - USS						
	Expense						
	Operations and Maintenance				1,000		
	Account Total	0	0	1,000	1,000	0	0
237088-28300	HONORS - UTS						
	Expense						
	Operations and Maintenance				1,000		
	Account Total	0	0	1,000	1,000	0	0

Printed on a Xerox 9700 Laser Printing System at the Computing Services Center / Texas A&M University

Form: URGB01 (02/05/85)

Account	Description	Beginning Balance	Revenues	Net Allocations	Expenditures	Increase (Decrease)	Ending Balance
237088-28400	HONORS - UPS						
	Expense						
	Operations and Maintenance				1,000		
	Account Total	0	0	1,000	1,000	0	0
237088-30000	UGR - GENERAL						
	Expense						
	Operations and Maintenance				14,000		
	Account Total	0	0	14,000	14,000	0	0
237088-31000	UGR - SCHOLARS						
	Expense						
	Operations and Maintenance				6,000		
	Account Total	0	0	6,000	6,000	0	0
237088-31001	UGR: SCHOLARS-RESEARCH ALLOCATION						
	Expense						
	Scholarships				16,000		
	Account Total	0	0	16,000	16,000	0	0
237088-31003	UGR: SCHOLARS-GRADUATE						
	Expense						
	Operations and Maintenance				1,000		
	Account Total	0	0	1,000	1,000	0	0
237088-33000	UGR - SUMMER PROGRAMS						
	Expense						
	Operations and Maintenance				11,000		
	Account Total	0	0	11,000	11,000	0	0
237088-34000	UGR - WORKSHOPS & MISC.						
	Expense						
	Operations and Maintenance				3,000		
	Account Total	0	0	3,000	3,000	0	0
237088-35000	UGR - AMBASSADORS						
	Expense						
	Operations and Maintenance				2,000		
	Account Total	0	0	2,000	2,000	0	0
237088-36000	UGR - EXPLORATIONS						
	Expense						
	Operations and Maintenance				8,000		
	Account Total	0	0	8,000	8,000	0	0
237088-38000	BECKMAN SCHOLARS PROGRAM SUPT						
	Expense						
	Operations and Maintenance				3,000		
	Account Total	0	0	3,000	3,000	0	0

Printed on a Xerox 9700 Laser Printing System at the Computing Services Center / Texas A&M University

Form: URGB01 (02/05/85)

Account	Description	Beginning Balance	Revenues	Net Allocations	Expenditures	Increase (Decrease)	Ending Balance
237088-70000	LAUNCH - GENERAL OPERATING						
	Expense						
	Operations and Maintenance				40,000		
	Account Total	0	0	40,000	40,000	0	0
237088-70003	LAUNCH - STAFF AWARDS & RECOGNITION						
	Expense						
	Operations and Maintenance				15,000		
	Account Total	0	0	15,000	15,000	0	0
237088-70004	LAUNCH - MARKETING						
	Expense						
	Operations and Maintenance				1,000		
	Account Total	0	0	1,000	1,000	0	0
237088-80001	HONORS: PD - DUSTIN KEMP						
	Expense						
	Operations and Maintenance				2,000		
	Account Total	0	0	2,000	2,000	0	0
237088-80002	HONORS: PD - AUSTIN FORD						
	Expense						
	Operations and Maintenance				2,000		
	Account Total	0	0	2,000	2,000	0	0
237088-80003	HONORS: PD - BENJAMIN SIMINGTON						
	Expense						
	Operations and Maintenance				2,000		
	Account Total	0	0	2,000	2,000	0	0
237088-80004	HONORS: PD - JON KOTINEK						
	Expense						
	Operations and Maintenance				4,000		
	Account Total	0	0	4,000	4,000	0	0
237088-80005	HONORS: PD - PROGRAM COORDINATOR						
	Expense						
	Operations and Maintenance				2,000		
	Account Total	0	0	2,000	2,000	0	0
237088-80006	UGR: PD - SARAH MISEMER						
	Expense						
	Operations and Maintenance				6,000		
	Account Total	0	0	6,000	6,000	0	0
237088-80007	UGR: PD - ANNABELLE AYMOND						
	Expense						
	Operations and Maintenance				2,000		
	Account Total	0	0	2,000	2,000	0	0

Printed on a Xerox 9700 Laser Printing System at the Computing Services Center / Texas A&M University

Form: URGB01 (02/05/85)

Account	Description	Beginning Balance	Revenues	Net Allocations	Expenditures	Increase (Decrease)	Ending Balance
237088-80008	UGR: PD - CAROLINE SONNIER						
	Expense						
	Operations and Maintenance				2,000		
	Account Total	0	0	2,000	2,000	0	0
237088-80009	LC: PD - BONNIE DAVILA						
	Expense						
	Operations and Maintenance				2,000		
	Account Total	0	0	2,000	2,000	0	0
237088-80010	LC: PD - TBD						
	Expense						
	Operations and Maintenance				2,000		
	Account Total	0	0	2,000	2,000	0	0
237088-80011	LC: PD - SHATON HARRIS						
	Expense						
	Operations and Maintenance				2,000		
	Account Total	0	0	2,000	2,000	0	0
237088-80012	LC: PD - DEMETRIUS JOHNSON						
	Expense						
	Operations and Maintenance				2,000		
	Account Total	0	0	2,000	2,000	0	0
237088-80013	LC: PD - LAURA WIMBERLEY						
	Expense						
	Operations and Maintenance				4,000		
	Account Total	0	0	4,000	4,000	0	0
237088-80014	LC: PD - LC GRADUATE						
	Expense						
	Operations and Maintenance				1,000		
	Account Total	0	0	1,000	1,000	0	0
237088-80015	LAUNCH: PD - SHELIA AMOS						
	Expense						
	Operations and Maintenance				2,000		
	Account Total	0	0	2,000	2,000	0	0
237088-80016	LAUNCH: PD - SUMA DATTA						
	Expense						
	Operations and Maintenance				4,000		
	Account Total	0	0	4,000	4,000	0	0

Printed on a Xerox 9700 Laser Printing System at the Computing Services Center / Texas A&M University

Form: URGB01 (02/05/85)

Account	Description	Beginning Balance	Revenues	Net Allocations	Expenditures	Increase (Decrease)	Ending Balance
237090-00000	UAF-UNIVERSITY WRITING CENTER						
	Expense						
	Salaries - Non-Faculty				547,744		
	Wages				260,000		
	Benefits				162,073		
	Scholarships				17,388		
	Operations and Maintenance				131,689		
	Account Total	0	0	1,118,894	1,118,894	0	0
237092-00000	UAF-VP FOR STUDENT AFFAIRS						
	Expense						
	Salaries - Non-Faculty				383,536		
	Benefits				70,707		
	Operations and Maintenance				126		
	Account Total	0	0	454,369	454,369	0	0
237094-00000	UAF-CHILDREN'S CENTER						
	Expense						
	Salaries - Non-Faculty				16,241		
	Wages				27,000		
	Benefits				3,255		
	Operations and Maintenance				93,925		
	Account Total	0	0	140,421	140,421	0	0
237095-00000	UAF-CENTRAL UTILITIES						
	Expense						
	Utilities				41,917,775		
	Account Total	0	0	41,917,775	41,917,775	0	0
237096-00000	UAF-CHORAL ACTIVITIES						
	Expense						
	Salaries - Non-Faculty				294,582		
	Wages				15,000		
	Benefits				85,678		
	Operations and Maintenance				87,359		
	Account Total	0	0	482,619	482,619	0	0
237097-00000	UAF-BAND						
	Expense						
	Salaries - Non-Faculty				235,882		
	Wages				12,000		
	Benefits				60,526		
	Operations and Maintenance				33,236		
	Account Total	0	0	341,644	341,644	0	0
237098-00000	UAF-STUDENT MEDIA						
	Expense						
	Operations and Maintenance				22,000		
	Account Total	0	0	22,000	22,000	0	0

Printed on a Xerox 9700 Laser Printing System at the Computing Services Center / Texas A&M University

Form: URGB01 (02/05/85)

Account	Description	Beginning Balance	Revenues	Net Allocations	Expenditures	Increase (Decrease)	Ending Balance
237099-00000	UAF-STUDENT ORGANIZATION FINANCE CT						
	Expense						
	Salaries - Non-Faculty				296,341		
	Benefits				100,881		
	Operations and Maintenance				67,446		
	Account Total	0	0	464,668	464,668	0	0
237100-00000	UAF-STUDENT GOVERNMENT ASSOCIATION						
	Expense						
	Salaries - Non-Faculty				256,504		
	Wages				4,500		
	Benefits				74,646		
	Operations and Maintenance				82,049		
	Account Total	0	0	417,699	417,699	0	0
237101-00000	UAF-AGGIE GREEN FUND						
	Expense						
	Operations and Maintenance				165,804		
	Account Total	0	0	165,804	165,804	0	0
237103-00000	UAF-INTERNATIONAL STUDENT SERVICES						
	Expense						
	Salaries - Non-Faculty				66,582		
	Benefits				19,975		
	Account Total	0	0	86,557	86,557	0	0
237106-00000	UAF-VP & ASSOC PROV FOR DIVERSITY						
	Expense						
	Operations and Maintenance				136,574		
	Account Total	0	0	136,574	136,574	0	0
237107-00000	UAF-ACADEMICS SUCCESS CENTER						
	Expense						
	Salaries - Non-Faculty				606,646		
	Wages				210,000		
	Benefits				179,744		
	Operations and Maintenance				35,922		
	Account Total	0	0	1,032,312	1,032,312	0	0
237118-00000	UAF-GRADUATE STUDENT GOVERNMENT						
	Expense						
	Salaries - Non-Faculty				36,833		
	Benefits				16,000		
	Operations and Maintenance				31,755		
	Account Total	0	0	84,588	84,588	0	0

Printed on a Xerox 9700 Laser Printing System at the Computing Services Center / Texas A&M University

Form: URGB01 (02/05/85)

Account	Description	Beginning Balance	Revenues	Net Allocations	Expenditures	Increase (Decrease)	Ending Balance
237121-00000	UAF-STUDENT AFFAIRS						
	Expense						
	Operations and Maintenance				556,022		
	Account Total	0	0	556,022	556,022	0	0
237148-00000	UAF-CONTINGENCY						
	Expense						
	Salaries - Non-Faculty				1,900,000		
	Benefits				1,971,879		
	Account Total	0	0	3,871,879	3,871,879	0	0
237149-00000	UAF-INT'L STUDENT SCHOLARSHIP(IEFS)						
	Expense						
	Scholarships				55,371		
	Account Total	0	0	55,371	55,371	0	0
237150-00000	UAF-STUDY ABROAD SCHOLARSHIPS(IEFS)						
	Expense						
	Scholarships				217,392		
	Account Total	0	0	217,392	217,392	0	0
237153-00000	UAF-BLDG MAINT OUTSOURCE						
	Expense						
	Operations and Maintenance				20,153,663		
	Account Total	0	0	20,153,663	20,153,663	0	0
237155-00000	UAF-ACADEMIC SERVICES TEAM						
	Expense						
	Operations and Maintenance				279,526		
	Account Total	0	0	279,526	279,526	0	0
237160-00000	UAF-LANDSCAPING OUTSOURCED						
	Expense						
	Operations and Maintenance				2,393,489		
	Account Total	0	0	2,393,489	2,393,489	0	0
237161-00000	UAF-CUSTODIAL OUTSOURCED						
	Expense						
	Operations and Maintenance				10,018,358		
	Account Total	0	0	10,018,358	10,018,358	0	0
237173-00000	UAF-COMPUTING & INFORMATION SERVICE						
	Expense						
	Salaries - Non-Faculty				496,308		
	Benefits				104,919		
	Account Total	0	0	601,227	601,227	0	0

Printed on a Xerox 9700 Laser Printing System at the Computing Services Center / Texas A&M University

Form: URGB01 (02/05/85)

Account	Description	Beginning Balance	Revenues	Net Allocations	Expenditures	Increase (Decrease)	Ending Balance
237175-00000	UAF-AGGIE HONOR SYSTEM OFFICE						
	Expense						
	Operations and Maintenance				97,786		
	Account Total	0	0	97,786	97,786	0	0
237176-00000	UAF-AVPA OPERATIONS & ARTISTS						
	Expense						
	Wages				5,000		
	Operations and Maintenance				139,675		
	Account Total	0	0	144,675	144,675	0	0
237177-00000	UAF-GLOBAL PROGRAM SUPPORT						
	Expense						
	Salaries - Non-Faculty				75,000		
	Operations and Maintenance				150,000		
	Account Total	0	0	225,000	225,000	0	0
237178-00000	UAF-GRADUATE AND PROF STUDIES						
	Expense						
	Operations and Maintenance				154,996		
	Account Total	0	0	154,996	154,996	0	0
237181-00000	UAF-VETERAN'S SERVICES						
	Expense						
	Salaries - Non-Faculty				194,404		
	Wages				15,000		
	Benefits				37,500		
	Operations and Maintenance				42,143		
	Account Total	0	0	289,047	289,047	0	0
237195-00000	UAF-SUSTAINABILITY OPERATIONS						
	Expense						
	Wages				26,880		
	Operations and Maintenance				41,120		
	Account Total	0	0	68,000	68,000	0	0
237198-00000	UAF-AGF PUBLICITY						
	Expense						
	Operations and Maintenance				2,850		
	Account Total	0	0	2,850	2,850	0	0
237268-00000	UAF-APAA						
	Expense						
	Operations and Maintenance				6,000		
	Account Total	0	0	6,000	6,000	0	0

Printed on a Xerox 9700 Laser Printing System at the Computing Services Center / Texas A&M University

Form: URGB01 (02/05/85)

Account	Description	Beginning Balance	Revenues	Net Allocations	Expenditures	Increase (Decrease)	Ending Balance
237272-00000	UAF-VP FOR FINANCE & ADMINISTRATION						
	Expense						
	Operations and Maintenance				287,282		
	Account Total	0	0	287,282	287,282	0	0
237304-00000	UAF-OPEN ACCESS LAB						
	Expense						
	Salaries - Non-Faculty				1,367,188		
	Wages				345,000		
	Benefits				398,156		
	Operations and Maintenance				1,287,967		
	Account Total	0	0	3,398,311	3,398,311	0	0
237311-00000	UAF-DATA CENTER SERVICES						
	Expense						
	Operations and Maintenance				1,271,224		
	Account Total	0	0	1,271,224	1,271,224	0	0
237313-00000	UAF-BUILDING MAINTENANCE - PM 5K						
	Expense						
	Operations and Maintenance				1,500,000		
	Account Total	0	0	1,500,000	1,500,000	0	0
237314-00000	UAF-STUDENT AFFAIRS COMMUNICATION						
	Expense						
	Operations and Maintenance				13,014		
	Account Total	0	0	13,014	13,014	0	0
237320-00000	UAF-STUDENT AFFAIRS - WELLNESS/PROF						
	Expense						
	Operations and Maintenance				117,070		
	Account Total	0	0	117,070	117,070	0	0
237321-00000	UAF - STAFF DEV TEAM - PROF DEV/						
	Expense						
	Operations and Maintenance				15,000		
	Account Total	0	0	15,000	15,000	0	0
237332-00000	UAF - AGGIE GREEN FUND MICRO-GRANTS						
	Expense						
	Operations and Maintenance				10,000		
	Account Total	0	0	10,000	10,000	0	0
238000-00000	DT - CAPITAL						
	Revenue						
	Tuition - Designate		23,989,702				
	Account Total	0	23,989,702	23,989,702-	0	0	0

Printed on a Xerox 9700 Laser Printing System at the Computing Services Center / Texas A&M University

Form: URGB01 (02/05/85)

Account	Description	Beginning Balance	Revenues	Net Allocations	Expenditures	Increase (Decrease)	Ending Balance
238010-00000	DT - OPERATING						
	Revenue						
	Tuition - Designate		248,713,216				
	Account Total	0	248,713,216	248,713,216-	0	0	0
238020-00000	DIFF TUITION NON-RESIDENT-UG						
	Revenue						
	Tuition - Designate		12,000,000				
	Account Total	0	12,000,000	12,000,000-	0	0	0
238100-00000	DIFFERENTIAL TUITION - MAYS						
	Revenue						
	Tuition - Designate		5,905,635				
	Account Total	0	5,905,635	5,905,635-	0	0	0
238110-00000	DIFFERENTIAL TUITION DE - BUSH						
	Revenue						
	Tuition - Designate		1,190,601				
	Account Total	0	1,190,601	1,190,601-	0	0	0
238130-00000	DIFFERENTIAL TUITION DE - CLEN						
	Revenue						
	Tuition - Designate		3,080,000				
	Account Total	0	3,080,000	3,080,000-	0	0	0
238140-00000	DIFFERENTIAL TUITION DE - SCIENCE						
	Revenue						
	Tuition - Designate		706,413				
	Account Total	0	706,413	706,413-	0	0	0
238150-00000	DIFFERENTIAL TUITION DE - CLAG						
	Revenue						
	Tuition - Designate		5,082,000				
	Account Total	0	5,082,000	5,082,000-	0	0	0
238160-00000	DIFFERENTIAL TUITION DE - EDUC						
	Revenue						
	Tuition - Designate		4,940,453				
	Account Total	0	4,940,453	4,940,453-	0	0	0
238170-00000	DIFFERENTIAL TUITION - CLVM						
	Revenue						
	Tuition - Designate		4,202,175				
	Account Total	0	4,202,175	4,202,175-	0	0	0
238180-00000	DIFFERENTIAL TUITION - CLAR						
	Revenue						
	Tuition - Designate		3,736,439				
	Account Total	0	3,736,439	3,736,439-	0	0	0

Printed on a Xerox 9700 Laser Printing System at the Computing Services Center / Texas A&M University

Form: URGB01 (02/05/85)

Account	Description	Beginning Balance	Revenues	Net Allocations	Expenditures	Increase (Decrease)	Ending Balance
238190-00000	DIFFERENTIAL TUITION - CLAG						
	Revenue						
	Tuition - Designate		5,328,052				
	Account Total	0	5,328,052	5,328,052-	0	0	0
238200-00000	DIFFERENTIAL TUITION - CLEN						
	Revenue						
	Tuition - Designate		26,127,129				
	Account Total	0	26,127,129	26,127,129-	0	0	0
238220-00000	DIFFERENTIAL TUITION DE - CLAR						
	Revenue						
	Tuition - Designate		2,949,700				
	Account Total	0	2,949,700	2,949,700-	0	0	0
238250-00000	DIFFERENTIAL TUITION - CLED						
	Revenue						
	Tuition - Designate		4,099,146				
	Account Total	0	4,099,146	4,099,146-	0	0	0
238270-00000	DIFFERENTIAL TUITION - CLGE						
	Revenue						
	Tuition - Designate		409,997				
	Account Total	0	409,997	409,997-	0	0	0
238280-00000	DIFFERENTIAL TUITION - CLLA						
	Revenue						
	Tuition - Designate		1,265,163				
	Account Total	0	1,265,163	1,265,163-	0	0	0
238290-00000	DIFFERENTIAL TUITION - CLSC						
	Revenue						
	Tuition - Designate		769,028				
	Account Total	0	769,028	769,028-	0	0	0
238300-00000	DIFFERENTIAL TUITION - BAEN/AGSM						
	Revenue						
	Tuition - Designate		486,223				
	Account Total	0	486,223	486,223-	0	0	0
238310-00000	DIFFERENTIAL TUITION - CLVM - UG						
	Revenue						
	Tuition - Designate		540,185				
	Account Total	0	540,185	540,185-	0	0	0
238320-00000	DIFFERENTIAL TUITION DE - CLGE						
	Revenue						
	Tuition - Designate		41,226				
	Account Total	0	41,226	41,226-	0	0	0

Printed on a Xerox 9700 Laser Printing System at the Computing Services Center / Texas A&M University

Form: URGB01 (02/05/85)

Account	Description	Beginning Balance	Revenues	Net Allocations	Expenditures	Increase (Decrease)	Ending Balance
239001-00000	DIFFERENTIAL TUITION - MAYS						
	Expense						
	Salaries - Faculty				3,252,326		
	Salaries - Non-Faculty				602,059		
	Benefits				635,008		
	Operations and Maintenance				530,397		
	Account Total	0	0	5,019,790	5,019,790	0	0
239012-00000	DIFF TUITION DE - ENGR						
	Expense						
	Operations and Maintenance				2,694,500		
	Account Total	0	0	2,694,500	2,694,500	0	0
239017-00000	DIFF TUITION DE - CLSC						
	Expense						
	Operations and Maintenance				659,986		
	Account Total	0	0	659,986	659,986	0	0
239029-00000	DIFF TUITION DE - EDUC						
	Expense						
	Salaries - Faculty				220,000		
	Salaries - Non-Faculty				130,000		
	Benefits				35,100		
	Operations and Maintenance				3,845,232		
	Account Total	0	0	4,230,332	4,230,332	0	0
239034-00000	DIFF TUITION DE - SGPS FUNDED						
	Expense						
	Salaries - Faculty				322,505		
	Salaries - Non-Faculty				514,097		
	Wages				50,000		
	Benefits				160,719		
	Account Total	0	0	1,047,321	1,047,321	0	0
239035-00000	DIFF TUITION DE - CLAG						
	Expense						
	Salaries - Faculty				1,150,000		
	Salaries - Non-Faculty				550,000		
	Wages				100,000		
	Benefits				275,000		
	Scholarships				10,000		
	Operations and Maintenance				2,284,200		
	Account Total	0	0	4,369,200	4,369,200	0	0

Printed on a Xerox 9700 Laser Printing System at the Computing Services Center / Texas A&M University

Form: URGB01 (02/05/85)

Account	Description	Beginning Balance	Revenues	Net Allocations	Expenditures	Increase (Decrease)	Ending Balance
239036-00000	DIFFERENTIAL TUITION - CLVM						
	Expense						
	Salaries - Faculty				182,500		
	Salaries - Non-Faculty				165,200		
	Benefits				470,000		
	Operations and Maintenance				2,786,593		
	Account Total	0	0	3,604,293	3,604,293	0	0
239037-00000	DIFFERENTIAL TUITION - CLAR						
	Expense						
	Wages				100,000		
	Scholarships				150,000		
	Operations and Maintenance				1,240,973		
	Account Total	0	0	1,490,973	1,490,973	0	0
239038-00000	DIFFERENTIAL TUITION - ARCH						
	Expense						
	Salaries - Faculty				196,351		
	Benefits				33,000		
	Scholarships				25,000		
	Operations and Maintenance				49,649		
	Account Total	0	0	304,000	304,000	0	0
239039-00000	DIFFERENTIAL TUITION - COSC						
	Expense						
	Salaries - Faculty				586,900		
	Wages				15,000		
	Benefits				114,000		
	Scholarships				40,000		
	Operations and Maintenance				25,100		
	Account Total	0	0	781,000	781,000	0	0
239040-00000	DIFFERENTIAL TUITION - VIZA						
	Expense						
	Salaries - Faculty				181,800		
	Wages				30,000		
	Benefits				50,000		
	Scholarships				40,000		
	Operations and Maintenance				76,200		
	Account Total	0	0	378,000	378,000	0	0
239041-00000	DIFFERENTIAL TUITION - LAUP						
	Expense						
	Salaries - Faculty				67,500		
	Wages				10,000		
	Benefits				8,000		
	Scholarships				40,000		
	Operations and Maintenance				96,500		
	Account Total	0	0	222,000	222,000	0	0

Printed on a Xerox 9700 Laser Printing System at the Computing Services Center / Texas A&M University

Form: URGB01 (02/05/85)

Account	Description	Beginning Balance	Revenues	Net Allocations	Expenditures	Increase (Decrease)	Ending Balance
239043-00000	DIFFERENTIAL TUITION-DE -LAUP						
	Expense						
	Salaries - Faculty				326,400		
	Salaries - Non-Faculty				39,800		
	Benefits				67,000		
	Operations and Maintenance				124,800		
	Account Total	0	0	558,000	558,000	0	0
239046-00000	DIFFERENTIAL TUITION - CLSC						
	Expense						
	Operations and Maintenance				653,674		
	Account Total	0	0	653,674	653,674	0	0
239080-00000	DIFFERENTIAL TUITION - CLED						
	Expense						
	Salaries - Faculty				110,000		
	Salaries - Non-Faculty				130,000		
	Benefits				8,100		
	Operations and Maintenance				3,236,174		
	Account Total	0	0	3,484,274	3,484,274	0	0
239090-00000	DIFFERENTIAL TUITION - CLEN						
	Expense						
	Salaries - Faculty				2,708,060		
	Operations and Maintenance				19,500,000		
	Account Total	0	0	22,208,060	22,208,060	0	0
239091-00000	DIFFERENTIAL TUITION - CLAG						
	Expense						
	Salaries - Faculty				604,500		
	Salaries - Non-Faculty				864,500		
	Wages				250,000		
	Benefits				150,000		
	Scholarships				25,000		
	Operations and Maintenance				2,634,844		
	Account Total	0	0	4,528,844	4,528,844	0	0
239092-00000	DIFF TUITION SET-ASIDE - CLVM -GRAD						
	Expense						
	Scholarships				597,882		
	Account Total	0	0	597,882	597,882	0	0
239093-00000	DIFF TUITION SET-ASIDE - CLAR - UG						
	Expense						
	Scholarships				990,741		
	Account Total	0	0	990,741	990,741	0	0

Printed on a Xerox 9700 Laser Printing System at the Computing Services Center / Texas A&M University

Form: URGB01 (02/05/85)

Account	Description	Beginning Balance	Revenues	Net Allocations	Expenditures	Increase (Decrease)	Ending Balance
239094-00000	DIFF TUITION SET-ASIDE - CLSC -GRAD						
	Expense						
	Scholarships				45,692		
	Account Total	0	0	45,692	45,692	0	0
239095-00000	DIFF TUITION SET-ASIDE - CLEN_- UG						
	Expense						
	Scholarships				3,919,069		
	Account Total	0	0	3,919,069	3,919,069	0	0
239096-00000	DIFF TUITION SET-ASIDE - EDUC - UG						
	Expense						
	Scholarships				919,949		
	Account Total	0	0	919,949	919,949	0	0
239097-00000	DIFF TUITION SET-ASIDE - BUSH -GRAD						
	Expense						
	Scholarships				143,280		
	Account Total	0	0	143,280	143,280	0	0
239098-00000	DIFF TUITION SET-ASIDE - CLAG - UG						
	Expense						
	Scholarships				1,563,341		
	Account Total	0	0	1,563,341	1,563,341	0	0
239099-00000	DIFF TUITION SET-ASIDE - MAYS - UG						
	Expense						
	Scholarships				885,845		
	Account Total	0	0	885,845	885,845	0	0
239101-00000	DIFFERENTIAL TUITION - BAEN						
	Expense						
	Salaries - Faculty				282,220		
	Salaries - Non-Faculty				65,000		
	Wages				5,000		
	Benefits				77,700		
	Operations and Maintenance				48,370		
	Account Total	65,000	0	413,290	478,290	65,000-	0
239106-00000	DIFF TUITION DE - CLAR						
	Expense						
	Operations and Maintenance				53,995		
	Account Total	0	0	53,995	53,995	0	0

Printed on a Xerox 9700 Laser Printing System at the Computing Services Center / Texas A&M University

Form: URGB01 (02/05/85)

Account	Description	Beginning Balance	Revenues	Net Allocations	Expenditures	Increase (Decrease)	Ending Balance
239111-00000	DIFFERENTIAL TUITION-DISTANCE ED-						
	Expense						
	Salaries - Faculty				816,700		
	Salaries - Non-Faculty				15,000		
	Wages				275,000		
	Benefits				180,000		
	Operations and Maintenance				88,300		
	Account Total	0	0	1,375,000	1,375,000	0	0
239112-00000	DIFF TUITION SET-ASIDE - CLEN -GRAD						
	Expense						
	Scholarships				385,500		
	Account Total	0	0	385,500	385,500	0	0
239113-00000	DIFF TUITION SET-ASIDE - CLAR -GRAD						
	Expense						
	Scholarships				2,430		
	Account Total	0	0	2,430	2,430	0	0
239114-00000	DIFF TUITION SET-ASIDE - CLAG -GRAD						
	Expense						
	Scholarships				21,600		
	Account Total	0	0	21,600	21,600	0	0
239115-00000	DIFF TUITION SET-ASIDE - EDUC -GRAD						
	Expense						
	Scholarships				405,044		
	Account Total	0	0	405,044	405,044	0	0
239116-00000	DIFF TUITION SET-ASIDE - CLLA - UG						
	Expense						
	Scholarships				189,774		
	Account Total	0	0	189,774	189,774	0	0
239117-00000	DIFF TUITION SET-ASIDE - CLGE - UG						
	Expense						
	Scholarships				61,499		
	Account Total	0	0	61,499	61,499	0	0
239118-00000	DIFF TUITION SET-ASIDE - CLSC - UG						
	Expense						
	Scholarships				116,089		
	Account Total	0	0	116,089	116,089	0	0
239119-00000	DIF TUITION SET-ASIDE - CLVM - UG						
	Expense						
	Scholarships				81,028		
	Account Total	0	0	81,028	81,028	0	0

Printed on a Xerox 9700 Laser Printing System at the Computing Services Center / Texas A&M University

Form: URGB01 (02/05/85)

Account	Description	Beginning Balance	Revenues	Net Allocations	Expenditures	Increase (Decrease)	Ending Balance
239121-00000	DIFFERENTIAL TUITION - CLVM - UG						
	Expense						
	Salaries - Faculty				20,000		
	Wages				37,000		
	Benefits				8,000		
	Operations and Maintenance				394,157		
	Account Total	0	0	459,157	459,157	0	0
239144-00000	DIFF TUITION SET-ASIDE-CLGE-GRAD						
	Expense						
	Scholarships				5,960		
	Account Total	0	0	5,960	5,960	0	0
239201-00000	DIFFERENTIAL TUITION - CLGE						
	Expense						
	Salaries - Non-Faculty				23,954		
	Operations and Maintenance				124,759		
	Account Total	0	0	148,713	148,713	0	0
239201-00001	DIFFERENTIAL TUITION - IT/WEB						
	Expense						
	Salaries - Non-Faculty				199,785		
	Account Total	0	0	199,785	199,785	0	0
239202-00000	DIFF TUITION DE - CLGE						
	Expense						
	Operations and Maintenance				35,266		
	Account Total	0	0	35,266	35,266	0	0
239301-00000	DIFFERENTIAL TUITION - CLLA						
	Expense						
	Salaries - Non-Faculty				22,760		
	Benefits				6,371		
	Account Total	0	0	29,131	29,131	0	0
239302-00000	DIFFERENTIAL TUITION - ECON						
	Expense						
	Salaries - Faculty				85,000		
	Benefits				15,000		
	Account Total	0	0	100,000	100,000	0	0
239303-00000	DIFFERENTIAL TUITION - ENGL						
	Expense						
	Salaries - Faculty				61,500		
	Benefits				8,500		
	Account Total	0	0	70,000	70,000	0	0

Printed on a Xerox 9700 Laser Printing System at the Computing Services Center / Texas A&M University

Form: URGB01 (02/05/85)

Account	Description	Beginning Balance	Revenues	Net Allocations	Expenditures	Increase (Decrease)	Ending Balance
239304-00000	DIFFERENTIAL TUITION - HIST						
	Expense						
	Salaries - Faculty				200,000		
	Benefits				23,328		
	Account Total	0	0	223,328	223,328	0	0
239306-00000	DIFFERENTIAL TUITION - HISP						
	Expense						
	Salaries - Faculty				25,000		
	Salaries - Non-Faculty				20,000		
	Benefits				5,000		
	Account Total	0	0	50,000	50,000	0	0
239308-00000	DIFFERENTIAL TUITION - PHIL						
	Expense						
	Salaries - Faculty				37,100		
	Benefits				2,900		
	Account Total	0	0	40,000	40,000	0	0
239309-00000	DIFFERENTIAL TUITION - POLS						
	Expense						
	Salaries - Faculty				64,800		
	Benefits				5,200		
	Account Total	0	0	70,000	70,000	0	0
239310-00000	DIFFERENTIAL TUITION - PSYC						
	Expense						
	Salaries - Faculty				234,200		
	Benefits				18,800		
	Account Total	0	0	253,000	253,000	0	0
239311-00000	DIFFERENTIAL TUITION - ANTH						
	Expense						
	Salaries - Faculty				120,000		
	Benefits				15,000		
	Account Total	0	0	135,000	135,000	0	0
239312-00000	DIFFERENTIAL TUITION - SOCI						
	Expense						
	Salaries - Faculty				16,000		
	Benefits				4,000		
	Account Total	0	0	20,000	20,000	0	0
239313-00000	DIFFERENTIAL TUITION - COMM						
	Expense						
	Salaries - Faculty				70,000		
	Benefits				14,930		
	Account Total	0	0	84,930	84,930	0	0

Printed on a Xerox 9700 Laser Printing System at the Computing Services Center / Texas A&M University

Form: URGB01 (02/05/85)

Account	Description	Beginning Balance	Revenues	Net Allocations	Expenditures	Increase (Decrease)	Ending Balance
239315-00000	DIFF TUITION-DIST ED-ARCH						
	Expense						
	Salaries - Faculty				426,385		
	Benefits				97,000		
	Operations and Maintenance				6,615		
	Account Total	0	0	530,000	530,000	0	0
240001-00000	PRESIDENT'S OFFICE						
	Expense						
	Salaries - Non-Faculty				230,601		
	Operations and Maintenance				20,368		
	Account Total	0	0	250,969	250,969	0	0
240002-00000	PROVOST AND EXEC VP - RESERVE						
	Expense						
	Operations and Maintenance				199,289		
	Account Total	0	0	199,289	199,289	0	0
240002-16000	AACDC - OPERATIONS						
	Expense						
	Operations and Maintenance				70,000		
	Account Total	0	0	70,000	70,000	0	0
240005-00000	PRESIDENT'S OFFICE - ADMINISTRATION						
	Expense						
	Operations and Maintenance				51,506		
	Account Total	0	0	51,506	51,506	0	0
240012-00000	SAFETY & SECURITY						
	Expense						
	Operations and Maintenance				183,120		
	Account Total	0	0	183,120	183,120	0	0
240013-00000	UNIVERSITY RISK AND COMPLIANCE						
	Expense						
	Wages				7,000		
	Benefits				25		
	Operations and Maintenance				8,327		
	Account Total	0	0	15,352	15,352	0	0
240043-00000	DOF IT SERVICES-DT						
	Expense						
	Salaries - Non-Faculty				24,005		
	Account Total	0	0	24,005	24,005	0	0
240045-00000	DOCTORAL PROGRAM REVIEWS						
	Expense						
	Operations and Maintenance				130,000		
	Account Total	0	0	130,000	130,000	0	0

Printed on a Xerox 9700 Laser Printing System at the Computing Services Center / Texas A&M University

Form: URGB01 (02/05/85)

Account	Description	Beginning Balance	Revenues	Net Allocations	Expenditures	Increase (Decrease)	Ending Balance
240052-00000	EHSD						
	Expense						
	Salaries - Non-Faculty				145,862		
	Operations and Maintenance				24,102		
	Account Total	0	0	169,964	169,964	0	0
240054-00000	UNIVERSITY POLICE						
	Expense						
	Salaries - Non-Faculty				27,365		
	Wages				10,000		
	Operations and Maintenance				253,125		
	Account Total	0	0	290,490	290,490	0	0
240100-00000	POSSE INITIATIVES						
	Expense						
	Operations and Maintenance				169,500		
	Account Total	0	0	169,500	169,500	0	0
240109-00000	UNIVERSITY MAIL SERVICE						
	Expense						
	Salaries - Non-Faculty				33,895		
	Operations and Maintenance				16,406		
	Account Total	0	0	50,301	50,301	0	0
240185-00000	APIT EQUIPMENT						
	Expense						
	Operations and Maintenance				500,000		
	Account Total	0	0	500,000	500,000	0	0
240187-00000	OFFICE OF FACILITIES COORDINATION						
	Expense						
	Wages				17,000		
	Benefits				786		
	Operations and Maintenance				14,087		
	Account Total	0	0	31,873	31,873	0	0
240189-00000	HIGH PERFORMANCE RESEARCH COMPUTING						
	Expense						
	Salaries - Non-Faculty				139,861		
	Wages				20,000		
	Benefits				31,337		
	Operations and Maintenance				429,822		
	Equipment (Capitalized)				348,400		
	Account Total	0	0	969,420	969,420	0	0
240193-00000	VP & ASSOC PROVOST FOR DIVERSITY						
	Expense						
	Operations and Maintenance				2,000,000		
	Account Total	0	0	2,000,000	2,000,000	0	0

Printed on a Xerox 9700 Laser Printing System at the Computing Services Center / Texas A&M University

Form: URGB01 (02/05/85)

Account	Description	Beginning Balance	Revenues	Net Allocations	Expenditures	Increase (Decrease)	Ending Balance
240197-00000	OFFICE OF INSTITUTIONAL ASSESSMENT						
	Expense						
	Salaries - Non-Faculty				58,998		
	Wages				5,000		
	Benefits				17,699		
	Operations and Maintenance				60,613		
	Account Total	0	0	142,310	142,310	0	0
240205-00000	VICE PRESIDENT FOR STUDENT SERVICES						
	Expense						
	Salaries - Non-Faculty				40,052		
	Benefits				7,948		
	Account Total	0	0	48,000	48,000	0	0
240208-00000	OFFICE OF THE COMMANDANT						
	Expense						
	Salaries - Non-Faculty				34,724		
	Benefits				8,119		
	Operations and Maintenance				212,666		
	Account Total	0	0	255,509	255,509	0	0
240218-00000	RECRUITMENT PROGRAMS						
	Expense						
	Salaries - Non-Faculty				402,762		
	Benefits				120,828		
	Operations and Maintenance				1		
	Account Total	0	0	523,591	523,591	0	0
240221-00000	DSSA INTERPRETING ACCOUNT						
	Expense						
	Operations and Maintenance				214,664		
	Account Total	0	0	214,664	214,664	0	0
240291-00000	ENTERPRISE INFORMATION SYSTEM						
	Expense						
	Salaries - Non-Faculty				1,532,806		
	Wages				30,000		
	Benefits				455,942		
	Operations and Maintenance				1,174,848		
	Account Total	0	0	3,193,596	3,193,596	0	0
240292-00000	AABS OPERATIONS						
	Expense						
	Salaries - Non-Faculty				69,230		
	Benefits				20,770		
	Account Total	0	0	90,000	90,000	0	0

Printed on a Xerox 9700 Laser Printing System at the Computing Services Center / Texas A&M University

Form: URGB01 (02/05/85)

Account	Description	Beginning Balance	Revenues	Net Allocations	Expenditures	Increase (Decrease)	Ending Balance
240294-00000	ACADEMIC SERVICES TEAM - DESIGNATED						
	Expense						
	Operations and Maintenance				1,195,000		
	Account Total	0	0	1,195,000	1,195,000	0	0
240710-00000	MARKETING & COMMUNICATIONS						
	Expense						
	Wages				11,000		
	Benefits				100		
	Operations and Maintenance				47,077		
	Account Total	0	0	58,177	58,177	0	0
240711-00000	CENTRAL TELECOM						
	Expense						
	Utilities				3,117,459		
	Account Total	0	0	3,117,459	3,117,459	0	0
240722-00000	EUROPEAN UNION CENTER-OPERATIONS						
	Expense						
	Operations and Maintenance				47,944		
	Account Total	0	0	47,944	47,944	0	0
240727-00000	MARKETING FUNDS						
	Expense						
	Operations and Maintenance				1,400,000		
	Account Total	0	0	1,400,000	1,400,000	0	0
240729-00000	CUSTODIAL SERVICES - OUTSOURCED						
	Expense						
	Operations and Maintenance				4,475,978		
	Account Total	0	0	4,475,978	4,475,978	0	0
240731-00000	LANDSCAPE MAINTENANCE SERVICES-OUTS						
	Expense						
	Operations and Maintenance				4,725,046		
	Account Total	0	0	4,725,046	4,725,046	0	0
240733-00000	SSC DEFERRED MAINTENANCE						
	Expense						
	Operations and Maintenance				1,500,000		
	Account Total	0	0	1,500,000	1,500,000	0	0
240734-00000	BUILDING MAINT-PROJ FUNDED BY TAMU						
	Expense						
	Operations and Maintenance				1,000,000		
	Account Total	0	0	1,000,000	1,000,000	0	0

Printed on a Xerox 9700 Laser Printing System at the Computing Services Center / Texas A&M University

Form: URGB01 (02/05/85)

Account	Description	Beginning Balance	Revenues	Net Allocations	Expenditures	Increase (Decrease)	Ending Balance
240737-00000	SSC LANDSCAPE AND PEST CONTROL						
	Expense						
	Operations and Maintenance				200,000		
	Account Total	0	0	200,000	200,000	0	0
240919-00000	AGRICULTURE - INSTRUCTIONAL SUPPORT						
	Expense						
	Operations and Maintenance				30,982		
	Account Total	0	0	30,982	30,982	0	0
241091-00000	DEAN OF AGRICULTURE						
	Expense						
	Salaries - Faculty				1,949,169		
	Salaries - Non-Faculty				1,391,842		
	Wages				190,000		
	Benefits				550,000		
	Scholarships				225,000		
	Operations and Maintenance				3,205,450		
	Equipment (Capitalized)				200,000		
	Account Total	0	0	7,711,461	7,711,461	0	0
241094-00000	COLLEGE OF LAW						
	Expense						
	Salaries - Faculty				1,000,000		
	Salaries - Non-Faculty				2,010,000		
	Benefits				550,662		
	Account Total	0	0	3,560,662	3,560,662	0	0
241100-00000	ARCHITECTURE						
	Expense						
	Salaries - Non-Faculty				147,107		
	Wages				7,500		
	Benefits				38,000		
	Operations and Maintenance				71,953		
	Account Total	0	0	264,560	264,560	0	0
241101-00000	CONSTRUCTION SCIENCE						
	Expense						
	Salaries - Faculty				363,100		
	Salaries - Non-Faculty				63,300		
	Wages				15,000		
	Benefits				113,000		
	Operations and Maintenance				51,748		
	Account Total	0	0	606,148	606,148	0	0
241102-00000	CARC - SUPPORT SERVICES						
	Expense						
	Operations and Maintenance				20,000		
	Account Total	0	0	20,000	20,000	0	0

Printed on a Xerox 9700 Laser Printing System at the Computing Services Center / Texas A&M University

Form: URGB01 (02/05/85)

Account	Description	Beginning Balance	Revenues	Net Allocations	Expenditures	Increase (Decrease)	Ending Balance
241102-10000	HAMILTON HERD JOURNAL						
	Expense						
	Operations and Maintenance				1,000		
	Account Total	0	0	1,000	1,000	0	0
241102-11000	MEDIA EXPENSES						
	Expense						
	Operations and Maintenance				15,000		
	Account Total	0	0	15,000	15,000	0	0
241102-12000	GIS LAB						
	Expense						
	Operations and Maintenance				1,000		
	Account Total	0	0	1,000	1,000	0	0
241102-20000	CLAR GRADUATE ASSISTANTS						
	Expense						
	Salaries - Faculty				63,000		
	Salaries - Non-Faculty				63,000		
	Benefits				24,000		
	Account Total	0	0	150,000	150,000	0	0
241102-30000	COMPUTER SUPPORT OPERATING						
	Expense						
	Operations and Maintenance				184,000		
	Account Total	0	0	184,000	184,000	0	0
241102-31000	COMPUTER SUPPORT WAGES						
	Expense						
	Wages				96,000		
	Account Total	0	0	96,000	96,000	0	0
241102-35000	MAKERPLACE OPERATING						
	Expense						
	Operations and Maintenance				15,000		
	Account Total	0	0	15,000	15,000	0	0
241102-36000	MAKERPLACE STUDENT WORKERS						
	Expense						
	Wages				16,000		
	Account Total	0	0	16,000	16,000	0	0
241102-50000	FACILITY MAINTENANCE						
	Expense						
	Wages				16,000		
	Operations and Maintenance				19,000		
	Account Total	0	0	35,000	35,000	0	0

Printed on a Xerox 9700 Laser Printing System at the Computing Services Center / Texas A&M University

Form: URGB01 (02/05/85)

Account	Description	Beginning Balance	Revenues	Net Allocations	Expenditures	Increase (Decrease)	Ending Balance
241102-60000	COMMUNICATIONS OPERATIONS						
	Expense						
	Operations and Maintenance				30,000		
	Account Total	0	0	30,000	30,000	0	0
241102-70000	STAFF DEVELOPMENT						
	Expense						
	Operations and Maintenance				10,000		
	Account Total	0	0	10,000	10,000	0	0
241102-80000	WOODSHOP OPERATIONS						
	Expense						
	Operations and Maintenance				30,000		
	Account Total	0	0	30,000	30,000	0	0
241102-81000	WOODSHOP WAGES						
	Expense						
	Wages				48,000		
	Account Total	0	0	48,000	48,000	0	0
241102-90000	RANCH OPERATIONS						
	Expense						
	Operations and Maintenance				30,000		
	Account Total	0	0	30,000	30,000	0	0
241102-91000	RANCH WAGES						
	Expense						
	Wages				30,000		
	Account Total	0	0	30,000	30,000	0	0
241103-00000	LANDSCAPE ARCHITECTURE AND URBAN PL						
	Expense						
	Salaries - Faculty				167,000		
	Wages				7,500		
	Benefits				45,000		
	Operations and Maintenance				112,432		
	Account Total	0	0	331,932	331,932	0	0
241104-00000	VISUALIZATION OPERATIONS						
	Expense						
	Salaries - Faculty				87,700		
	Salaries - Non-Faculty				76,625		
	Wages				7,500		
	Benefits				41,300		
	Operations and Maintenance				242,716		
	Account Total	0	0	455,841	455,841	0	0

Printed on a Xerox 9700 Laser Printing System at the Computing Services Center / Texas A&M University

Form: URGB01 (02/05/85)

Account	Description	Beginning Balance	Revenues	Net Allocations	Expenditures	Increase (Decrease)	Ending Balance
241107-00000	CARC - STUDY ABROAD SUPPORT						
	Expense						
	Operations and Maintenance				175,000		
	Account Total	0	0	175,000	175,000	0	0
241110-00000	ARCHITECTURE DEPARTMENT TRAVEL						
	Expense						
	Operations and Maintenance				60,000		
	Account Total	0	0	60,000	60,000	0	0
241111-00000	CONSTRUCTION SCIENCE TRAVEL						
	Expense						
	Operations and Maintenance				60,000		
	Account Total	0	0	60,000	60,000	0	0
241112-00000	CLAR - ACTION 2015 INITIATIVES						
	Expense						
	Salaries - Non-Faculty				433,000		
	Benefits				112,000		
	Account Total	0	0	545,000	545,000	0	0
241112-10000	DIVERSITY COUNCIL/WRIGHT GALLERY						
	Expense						
	Operations and Maintenance				30,000		
	Account Total	0	0	30,000	30,000	0	0
241112-40000	FRESHMAN SEMINARS						
	Expense						
	Operations and Maintenance				22,000		
	Account Total	0	0	22,000	22,000	0	0
241112-50000	STUDENT PROJECTS						
	Expense						
	Operations and Maintenance				20,000		
	Account Total	0	0	20,000	20,000	0	0
241112-60000	COLLEGE STUDENT WORKERS						
	Expense						
	Wages				80,000		
	Account Total	0	0	80,000	80,000	0	0
241112-70000	STUDENT SVCS OPERATING/RECRUITING						
	Expense						
	Operations and Maintenance				30,000		
	Account Total	0	0	30,000	30,000	0	0

Printed on a Xerox 9700 Laser Printing System at the Computing Services Center / Texas A&M University

Form: URGB01 (02/05/85)

Account	Description	Beginning Balance	Revenues	Net Allocations	Expenditures	Increase (Decrease)	Ending Balance
241112-80000	SERVICE LEARNING PROJECTS						
	Expense						
	Operations and Maintenance				50,000		
	Account Total	0	0	50,000	50,000	0	0
241113-00000	LAUP TRAVEL						
	Expense						
	Operations and Maintenance				60,000		
	Account Total	0	0	60,000	60,000	0	0
241114-00000	VISUALIZATION TRAVEL						
	Expense						
	Operations and Maintenance				60,000		
	Account Total	0	0	60,000	60,000	0	0
241186-20000	FACULTY WORKSTATION - COLLEGE						
	Expense						
	Operations and Maintenance				66,000		
	Account Total	0	0	66,000	66,000	0	0
241190-00000	DEAN, COLLEGE OF ARCHITECTURE						
	Expense						
	Salaries - Faculty				20,000		
	Salaries - Non-Faculty				874,000		
	Benefits				216,000		
	Operations and Maintenance				309,080		
	Account Total	0	0	1,419,080	1,419,080	0	0
241191-00000	GRAD MERIT - CLAR						
	Expense						
	Scholarships				76,500		
	Account Total	0	0	76,500	76,500	0	0
241228-00000	BUSINESS UAT INSTRUCTIONAL SUPPORT						
	Expense						
	Salaries - Faculty				245,389		
	Salaries - Non-Faculty				472,465		
	Wages				19,053		
	Benefits				184,275		
	Operations and Maintenance				3,436,693		
	Account Total	0	0	4,357,875	4,357,875	0	0
241290-00000	DEAN OF BUSINESS						
	Expense						
	Salaries - Non-Faculty				135,844		
	Wages				90,050		
	Benefits				39,395		
	Operations and Maintenance				149,279		
	Account Total	0	0	414,568	414,568	0	0

Printed on a Xerox 9700 Laser Printing System at the Computing Services Center / Texas A&M University

Form: URGB01 (02/05/85)

Account	Description	Beginning Balance	Revenues	Net Allocations	Expenditures	Increase (Decrease)	Ending Balance
241302-00000	COLLEGE OF EDUCATION SUPPORT SERVIC						
	Expense						
	Salaries - Faculty				117,500		
	Salaries - Non-Faculty				200,000		
	Operations and Maintenance				7,839,159		
	Account Total	0	0	8,156,659	8,156,659	0	0
241390-00000	DEAN OF EDUCATION						
	Expense						
	Salaries - Faculty				20,000		
	Salaries - Non-Faculty				10,000		
	Wages				8,100		
	Operations and Maintenance				61,900		
	Account Total	0	0	100,000	100,000	0	0
241391-00000	CLED - REALLOCATION 2015						
	Expense						
	Salaries - Faculty				20,000		
	Salaries - Non-Faculty				10,000		
	Wages				8,100		
	Operations and Maintenance				61,900		
	Account Total	0	0	100,000	100,000	0	0
241392-00000	GRADUATE ADVANCEMENT FUNDING - CLED						
	Expense						
	Salaries - Non-Faculty				100,000		
	Wages				27,000		
	Operations and Maintenance				44,000		
	Account Total	0	0	171,000	171,000	0	0
241411-00000	GRADUATE ADVANCEMENT FUNDING - CLEN						
	Expense						
	Salaries - Faculty				312,624		
	Account Total	0	0	312,624	312,624	0	0
241414-00000	ENGINEERING - INSTRUCTIONAL SUPPORT						
	Expense						
	Salaries - Faculty				18,875,147		
	Salaries - Non-Faculty				4,607,047		
	Account Total	0	0	23,482,194	23,482,194	0	0
241500-00000	GEOGRAPHY						
	Expense						
	Operations and Maintenance				170,707		
	Account Total	0	0	170,707	170,707	0	0

Printed on a Xerox 9700 Laser Printing System at the Computing Services Center / Texas A&M University

Form: URGB01 (02/05/85)

Account	Description	Beginning Balance	Revenues	Net Allocations	Expenditures	Increase (Decrease)	Ending Balance
241501-00000	GEOLOGY						
	Expense						
	Operations and Maintenance				180,420		
	Account Total	0	0	180,420	180,420	0	0
241503-00000	ATMOSPHERIC SCIENCES						
	Expense						
	Salaries - Non-Faculty				38,000		
	Operations and Maintenance				96,710		
	Account Total	0	0	134,710	134,710	0	0
241503-12300	STATE CLIMATOLOGIST OPS FUNDS:N-G						
	Expense						
	Salaries - Non-Faculty				13,000		
	Benefits				3,800		
	Operations and Maintenance				33,200		
	Account Total	0	0	50,000	50,000	0	0
241504-00000	OCEANOGRAPHY						
	Expense						
	Operations and Maintenance				151,806		
	Account Total	0	0	151,806	151,806	0	0
241510-00000	ENVIRONMENTAL PROGRAMS-GEOSCIENCES						
	Expense						
	Operations and Maintenance				19,000		
	Account Total	0	0	19,000	19,000	0	0
241551-00000	TASK FORCE ON CAMPUS EMERGENCIES						
	Expense						
	Operations and Maintenance				114,222		
	Account Total	0	0	114,222	114,222	0	0
241552-00000	MSC BUILDING MAINTENANCE/RENEWAL						
	Expense						
	Operations and Maintenance				396,000		
	Account Total	0	0	396,000	396,000	0	0
241586-00000	FACULTY WORKSTATION ALLOCATION						
	Expense						
	Operations and Maintenance				34,056		
	Account Total	0	0	34,056	34,056	0	0
241587-00000	GRADUATE ASSISTANT STIPENDS						
	Expense						
	Salaries - Faculty				482,464		
	Benefits				43,422		
	Account Total	0	0	525,886	525,886	0	0

Printed on a Xerox 9700 Laser Printing System at the Computing Services Center / Texas A&M University

Form: URGB01 (02/05/85)

Account	Description	Beginning Balance	Revenues	Net Allocations	Expenditures	Increase (Decrease)	Ending Balance
241588-00000	HIGH IMPACT UG AWARDS (HILP)						
	Expense						
	Salaries - Non-Faculty				24,000		
	Benefits				3,500		
	Scholarships				5,000		
	Operations and Maintenance				117,500		
	Account Total	0	0	150,000	150,000	0	0
241590-00000	DEAN OF GEOSCIENCES						
	Expense						
	Operations and Maintenance				212,275		
	Account Total	0	0	212,275	212,275	0	0
241591-00000	INFORMATION TECHNOLOGY						
	Expense						
	Wages				1,000		
	Operations and Maintenance				89,000		
	Account Total	0	0	90,000	90,000	0	0
241591-00004	IT-ANNUALSERVER STORAGE/BACKUP EQPT						
	Expense						
	Operations and Maintenance				56,300		
	Account Total	0	0	56,300	56,300	0	0
241592-00000	STUDENT RECRUITMENT-GEOSCIENCES						
	Expense						
	Operations and Maintenance				1,850		
	Account Total	0	0	1,850	1,850	0	0
241592-00001	RE-GAP PROGRAM						
	Expense						
	Operations and Maintenance				1,000		
	Account Total	0	0	1,000	1,000	0	0
241592-00002	RE-MATH BOOTCAMP						
	Expense						
	Operations and Maintenance				2,000		
	Account Total	0	0	2,000	2,000	0	0
241592-00003	RE-SWAG						
	Expense						
	Operations and Maintenance				8,000		
	Account Total	0	0	8,000	8,000	0	0
241592-00004	RE-STUDENT RETENTION PROGRAMS						
	Expense						
	Operations and Maintenance				2,000		
	Account Total	0	0	2,000	2,000	0	0

Printed on a Xerox 9700 Laser Printing System at the Computing Services Center / Texas A&M University

Form: URGB01 (02/05/85)

Account	Description	Beginning Balance	Revenues	Net Allocations	Expenditures	Increase (Decrease)	Ending Balance
241592-00005	RE-RECRUITING TRAVEL						
	Expense						
	Operations and Maintenance				12,000		
	Account Total	0	0	12,000	12,000	0	0
241592-00006	RE-PROFESSIONAL DEVELOPMENT						
	Expense						
	Operations and Maintenance				1,500		
	Account Total	0	0	1,500	1,500	0	0
241592-00007	RE-EXHIBIT FEES						
	Expense						
	Operations and Maintenance				1,650		
	Account Total	0	0	1,650	1,650	0	0
241593-00000	COMMUNICATIONS - GEOSCIENCES						
	Expense						
	Operations and Maintenance				12,963		
	Account Total	0	0	12,963	12,963	0	0
241593-00001	COM-PROFESSIONAL DEVELOPMENT						
	Expense						
	Operations and Maintenance				4,171		
	Account Total	0	0	4,171	4,171	0	0
241593-00002	COM-BROCHURES(TARGET SUBJ MATTER)						
	Expense						
	Operations and Maintenance				1,106		
	Account Total	0	0	1,106	1,106	0	0
241593-00003	COM-PRINTING-MISC BROCH,INVIT,PRGMS						
	Expense						
	Operations and Maintenance				260		
	Account Total	0	0	260	260	0	0
241593-00004	COM-STAFF COMPUTER MAINTENANCE						
	Expense						
	Operations and Maintenance				3,232		
	Account Total	0	0	3,232	3,232	0	0
241593-00005	COM-SOFTWARE/ANNUAL SUBSCRIPTIONS						
	Expense						
	Operations and Maintenance				3,219		
	Account Total	0	0	3,219	3,219	0	0
241593-00006	COM-TEAMBUILDING						
	Expense						
	Operations and Maintenance				221		
	Account Total	0	0	221	221	0	0

Printed on a Xerox 9700 Laser Printing System at the Computing Services Center / Texas A&M University

Form: URGB01 (02/05/85)

Account	Description	Beginning Balance	Revenues	Net Allocations	Expenditures	Increase (Decrease)	Ending Balance
241593-00007	COM-MARKETING TRAVEL (FILM,PHOTOGR)						
	Expense						
	Operations and Maintenance				600		
	Account Total	0	0	600	600	0	0
241593-00008	COM-AGU TRAVEL						
	Expense						
	Operations and Maintenance				4,300		
	Account Total	0	0	4,300	4,300	0	0
241593-00009	SOCIAL MEDIA EXPENSES						
	Expense						
	Operations and Maintenance				2,000		
	Account Total	0	0	2,000	2,000	0	0
241595-00000	FACILITIES SUPPORT - GEOSCIENCE						
	Expense						
	Operations and Maintenance				15,000		
	Account Total	0	0	15,000	15,000	0	0
241596-00000	WEB SUPPORT - GEOSCIENCES						
	Expense						
	Operations and Maintenance				4,200		
	Account Total	0	0	4,200	4,200	0	0
241597-10000	COURSE FEE ALLOCATION-GEOG						
	Expense						
	Operations and Maintenance				57,998		
	Account Total	0	0	57,998	57,998	0	0
241597-20000	COURSE FEE ALLOCATION-GEOL						
	Expense						
	Operations and Maintenance				67,325		
	Account Total	0	0	67,325	67,325	0	0
241597-30000	COURSE FEE ALLOCATION-ATMO						
	Expense						
	Operations and Maintenance				24,891		
	Account Total	0	0	24,891	24,891	0	0
241597-40000	COURSE FEE ALLOCATION-OCNG						
	Expense						
	Operations and Maintenance				18,344		
	Account Total	0	0	18,344	18,344	0	0
241597-50000	ENVP-COURSE FEE ALLOCATION						
	Expense						
	Operations and Maintenance				11,442		
	Account Total	0	0	11,442	11,442	0	0

Printed on a Xerox 9700 Laser Printing System at the Computing Services Center / Texas A&M University

Form: URGB01 (02/05/85)

Account	Description	Beginning Balance	Revenues	Net Allocations	Expenditures	Increase (Decrease)	Ending Balance
241600-00000	ECONOMICS						
	Expense						
	Wages				10,000		
	Operations and Maintenance				170,000		
	Account Total	0	0	180,000	180,000	0	0
241601-00000	ENGLISH						
	Expense						
	Wages				10,000		
	Operations and Maintenance				215,000		
	Account Total	0	0	225,000	225,000	0	0
241602-00000	HISTORY						
	Expense						
	Salaries - Faculty				41,121		
	Operations and Maintenance				133,879		
	Account Total	0	0	175,000	175,000	0	0
241605-00000	PERFORMANCE STUDIES						
	Expense						
	Wages				10,000		
	Operations and Maintenance				80,000		
	Account Total	0	0	90,000	90,000	0	0
241606-00000	PHILOSOPHY & HUMANITIES						
	Expense						
	Wages				10,000		
	Operations and Maintenance				80,000		
	Account Total	0	0	90,000	90,000	0	0
241607-00000	POLITICAL SCIENCE						
	Expense						
	Wages				10,000		
	Operations and Maintenance				165,000		
	Account Total	0	0	175,000	175,000	0	0
241608-00000	PSYCHOLOGY						
	Expense						
	Wages				10,000		
	Operations and Maintenance				230,000		
	Account Total	0	0	240,000	240,000	0	0
241609-00000	ANTHROPOLOGY						
	Expense						
	Wages				10,000		
	Operations and Maintenance				100,000		
	Account Total	0	0	110,000	110,000	0	0

Printed on a Xerox 9700 Laser Printing System at the Computing Services Center / Texas A&M University

Form: URGB01 (02/05/85)

Account	Description	Beginning Balance	Revenues	Net Allocations	Expenditures	Increase (Decrease)	Ending Balance
241610-00000	SOCIOLOGY						
	Expense						
	Wages				10,000		
	Operations and Maintenance				145,000		
	Account Total	0	0	155,000	155,000	0	0
241612-00000	COMMUNICATION						
	Expense						
	Wages				10,000		
	Operations and Maintenance				130,000		
	Account Total	0	0	140,000	140,000	0	0
241616-00000	INTERNATIONAL STUDIES DEPT.						
	Expense						
	Salaries - Non-Faculty				41,391		
	Wages				10,000		
	Operations and Maintenance				48,609		
	Account Total	0	0	100,000	100,000	0	0
241617-00000	LIBERAL ARTS - INSTRUCTIONAL SUPPOR						
	Expense						
	Salaries - Faculty				1,112,203		
	Salaries - Non-Faculty				82,000		
	Operations and Maintenance				1,500,000		
	Account Total	0	0	2,694,203	2,694,203	0	0
241618-00000	HISPANIC STUDIES						
	Expense						
	Wages				10,000		
	Operations and Maintenance				90,000		
	Account Total	0	0	100,000	100,000	0	0
241620-00000	CALLALOO OPERATIONS						
	Expense						
	Wages				2,000		
	Operations and Maintenance				18,867		
	Account Total	0	0	20,867	20,867	0	0
241638-00000	INTERDISCIPLINARY CRITICAL STUDIES						
	Expense						
	Wages				1,000		
	Operations and Maintenance				49,000		
	Account Total	0	0	50,000	50,000	0	0
241721-00000	UNDERGRADUATE ENHANCEMENT - ENGL						
	Expense						
	Salaries - Faculty				50,000		
	Benefits				5,000		
	Account Total	0	0	55,000	55,000	0	0

Printed on a Xerox 9700 Laser Printing System at the Computing Services Center / Texas A&M University

Form: URGB01 (02/05/85)

Account	Description	Beginning Balance	Revenues	Net Allocations	Expenditures	Increase (Decrease)	Ending Balance
241722-00000	UNDERGRADUATE ENHANCEMENT - HIST						
	Expense						
	Salaries - Faculty				45,000		
	Benefits				5,000		
	Account Total	0	0	50,000	50,000	0	0
241723-00000	UNDERGRADUATE ENHANCEMENT - INTS						
	Expense						
	Salaries - Faculty				25,000		
	Wages				20,000		
	Benefits				5,000		
	Operations and Maintenance				40,000		
	Account Total	0	0	90,000	90,000	0	0
241724-00000	UNDERGRADUATE ENHANCEMENT - HISP						
	Expense						
	Salaries - Faculty				45,000		
	Benefits				5,000		
	Account Total	0	0	50,000	50,000	0	0
241725-00000	UNDERGRADUATE ENHANCEMENT - PERF						
	Expense						
	Salaries - Non-Faculty				80,544		
	Benefits				30,570		
	Operations and Maintenance				88,886		
	Account Total	0	0	200,000	200,000	0	0
241726-00000	UNDERGRADUATE EHANCEMENT - PHIL						
	Expense						
	Salaries - Faculty				90,000		
	Benefits				10,000		
	Account Total	0	0	100,000	100,000	0	0
241727-00000	UNDERGRADUATE ENHANCEMENT - POLS						
	Expense						
	Salaries - Faculty				94,000		
	Benefits				10,000		
	Account Total	0	0	104,000	104,000	0	0
241728-00000	UNDERGRADUATE ENHANCEMENT - PSYC						
	Expense						
	Salaries - Faculty				238,000		
	Benefits				22,000		
	Account Total	0	0	260,000	260,000	0	0

Printed on a Xerox 9700 Laser Printing System at the Computing Services Center / Texas A&M University

Form: URGB01 (02/05/85)

Account	Description	Beginning Balance	Revenues	Net Allocations	Expenditures	Increase (Decrease)	Ending Balance
241729-00000	UNDERGRADUATE ENHANCEMENT - ANTH						
	Expense						
	Salaries - Faculty				50,000		
	Benefits				5,000		
	Account Total	0	0	55,000	55,000	0	0
241730-00000	UNDERGRADUATE ENHANCEMENT - SOCI						
	Expense						
	Salaries - Faculty				33,551		
	Benefits				16,449		
	Account Total	0	0	50,000	50,000	0	0
241731-00000	UNDERGRADUATE ENHANCEMENT - ECON						
	Expense						
	Salaries - Faculty				240,000		
	Salaries - Non-Faculty				15,000		
	Benefits				35,000		
	Account Total	0	0	290,000	290,000	0	0
241732-00000	UNDERGRADUATE ENHANCEMENT - COMM						
	Expense						
	Salaries - Faculty				65,000		
	Benefits				10,000		
	Account Total	0	0	75,000	75,000	0	0
241734-00000	UNDERGRADUATE ENHANCEMENT - CLLA						
	Expense						
	Salaries - Faculty				139,210		
	Salaries - Non-Faculty				1,044,276		
	Benefits				271,514		
	Account Total	0	0	1,455,000	1,455,000	0	0
241780-00000	CENTER FOR HUMANITIES RESEARCH						
	Expense						
	Wages				10,000		
	Operations and Maintenance				30,000		
	Account Total	0	0	40,000	40,000	0	0
241790-00000	DEAN OF LIBERAL ARTS						
	Expense						
	Wages				80,000		
	Operations and Maintenance				90,000		
	Account Total	0	0	170,000	170,000	0	0

Printed on a Xerox 9700 Laser Printing System at the Computing Services Center / Texas A&M University

Form: URGB01 (02/05/85)

Account	Description	Beginning Balance	Revenues	Net Allocations	Expenditures	Increase (Decrease)	Ending Balance
241791-00000	DEAN OF LIBERAL ARTS SERVICES						
	Expense						
	Salaries - Faculty				28,346		
	Salaries - Non-Faculty				1,255,504		
	Benefits				391,150		
	Account Total	0	0	1,675,000	1,675,000	0	0
241810-00000	SCIENCE - INSTRUCTIONAL SUPPORT						
	Expense						
	Salaries - Faculty				6,086,658		
	Salaries - Non-Faculty				1,513,166		
	Wages				275,000		
	Benefits				500,000		
	Operations and Maintenance				2,008,625		
	Account Total	0	0	10,383,449	10,383,449	0	0
241911-00000	FACULTY SENATE OPERATING EXPENSES						
	Expense						
	Operations and Maintenance				9,349		
	Account Total	0	0	9,349	9,349	0	0
241944-00000	TELECOMMUNICATIONS ACADEMY						
	Expense						
	Operations and Maintenance				31,598		
	Account Total	0	0	31,598	31,598	0	0
241946-00000	DEAN OF FACULTIES/FACULTY PROG & SV						
	Expense						
	Operations and Maintenance				31,000		
	Account Total	0	0	31,000	31,000	0	0
241946-10000	TOPS GRANT						
	Expense						
	Operations and Maintenance				1,000,000		
	Account Total	0	0	1,000,000	1,000,000	0	0
241951-00000	SCHOLARS PROGRAM						
	Expense						
	Operations and Maintenance				45,000		
	Account Total	0	0	45,000	45,000	0	0
242013-00000	MILITARY SCIENCE DEPARTMENT						
	Expense						
	Operations and Maintenance				23,535		
	Account Total	0	0	23,535	23,535	0	0

Printed on a Xerox 9700 Laser Printing System at the Computing Services Center / Texas A&M University

Form: URGB01 (02/05/85)

Account	Description	Beginning Balance	Revenues	Net Allocations	Expenditures	Increase (Decrease)	Ending Balance
242033-00000	LAB FOR SYN/BIOLOGIC/INTER - LSBI						
	Expense						
	Operations and Maintenance				2,120		
	Account Total	0	0	2,120	2,120	0	0
242035-00000	CENTER FOR TEACHING EXCELLENCE						
	Expense						
	Wages				15,000		
	Operations and Maintenance				62,930		
	Account Total	0	0	77,930	77,930	0	0
242037-00000	ASSOC VP FOR EXTERNAL AFFAIRS						
	Expense						
	Wages				275,783		
	Operations and Maintenance				472,109		
	Account Total	0	0	747,892	747,892	0	0
242090-00000	DEAN OF FACULTIES						
	Expense						
	Operations and Maintenance				17,626		
	Account Total	0	0	17,626	17,626	0	0
242100-00000	INTERNATIONAL FACULTY & SCHOLAR SRV						
	Expense						
	Operations and Maintenance				11,356		
	Account Total	0	0	11,356	11,356	0	0
242111-00000	INSTRUCTIONAL TECHNOLOGY SERVICES						
	Expense						
	Salaries - Non-Faculty				682,320		
	Wages				90,000		
	Benefits				202,896		
	Operations and Maintenance				1,169,756		
	Account Total	0	0	2,144,972	2,144,972	0	0
242111-00002	COMPETITIVE PROPOSALS						
	Expense						
	Operations and Maintenance				525,000		
	Account Total	0	0	525,000	525,000	0	0
242120-00000	INSTRUCTIONAL MEDIA SERVICES						
	Expense						
	Salaries - Non-Faculty				165,948		
	Wages				500,000		
	Benefits				49,184		
	Operations and Maintenance				1,398,319		
	Equipment (Capitalized)				450,000		
	Account Total	0	0	2,563,451	2,563,451	0	0

Printed on a Xerox 9700 Laser Printing System at the Computing Services Center / Texas A&M University

Form: URGB01 (02/05/85)

Account	Description	Beginning Balance	Revenues	Net Allocations	Expenditures	Increase (Decrease)	Ending Balance
242200-00000	BUSH SCHOOL OF GOVERNMENT						
	Expense						
	Salaries - Faculty				324,385		
	Salaries - Non-Faculty				153,813		
	Wages				75,000		
	Benefits				115,704		
	Scholarships				25,000		
	Operations and Maintenance				543,755		
	Account Total	0	0	1,237,657	1,237,657	0	0
242301-00000	DEAN OF VETERINARY MEDICINE						
	Expense						
	Wages				282,038		
	Operations and Maintenance				1,179,311		
	Account Total	0	0	1,461,349	1,461,349	0	0
242303-00000	VET MED - PROFESSIONAL PROGRAM						
	Expense						
	Operations and Maintenance				883,386		
	Account Total	0	0	883,386	883,386	0	0
242306-00000	VET INFRASTRUCTURE						
	Expense						
	Operations and Maintenance				4,613,612		
	Account Total	0	0	4,613,612	4,613,612	0	0
242371-00000	VET INTEGRATIVE BIOSCIENCES-UAT						
	Expense						
	Salaries - Faculty				89,000		
	Salaries - Non-Faculty				27,835		
	Wages				5,000		
	Benefits				3,000		
	Operations and Maintenance				6,749		
	Account Total	0	0	131,584	131,584	0	0
242373-00000	SMALL ANIMAL CLINICAL SCIENCES-UAT						
	Expense						
	Operations and Maintenance				60,184		
	Account Total	0	0	60,184	60,184	0	0
242374-00000	PATHOBIOLOGY - UAT						
	Expense						
	Operations and Maintenance				125,256		
	Account Total	0	0	125,256	125,256	0	0

Printed on a Xerox 9700 Laser Printing System at the Computing Services Center / Texas A&M University

Form: URGB01 (02/05/85)

Account	Description	Beginning Balance	Revenues	Net Allocations	Expenditures	Increase (Decrease)	Ending Balance
242375-00000	PHYSIOLOGY & PHARMACOLOGY-UAT						
	Expense						
	Wages				45,000		
	Benefits				10,000		
	Operations and Maintenance				124,552		
	Account Total	0	0	179,552	179,552	0	0
242377-00000	VET TEACHING HOSPITAL						
	Expense						
	Operations and Maintenance				200,000		
	Account Total	0	0	200,000	200,000	0	0
242405-00000	MEDICAL SCIENCES LIBRARY - DT						
	Expense						
	Wages				110,000		
	Operations and Maintenance				4,117,876		
	Equipment (Capitalized)				325,000		
	Account Total	0	0	4,552,876	4,552,876	0	0
242406-00000	LIBRARIES OPERATING						
	Expense						
	Salaries - Faculty				317,948		
	Wages				849,786		
	Operations and Maintenance				18,725,412		
	Equipment (Capitalized)				2,500,000		
	Account Total	0	0	22,393,146	22,393,146	0	0
242509-00000	HAZARDOUS WASTE DISPOSAL						
	Expense						
	Operations and Maintenance				317,142		
	Account Total	0	0	317,142	317,142	0	0
243504-00000	FINANCIAL AID FLEXIBLE TUITION						
	Expense						
	Scholarships				25,252,926		
	Account Total	0	0	25,252,926	25,252,926	0	0
243506-00000	FINANCIAL AID FLEX TUITION-GRAD/PRO						
	Expense						
	Scholarships				2,532,800		
	Account Total	0	0	2,532,800	2,532,800	0	0
243507-10000	CONTINGENT INCOME-INSTRUCTION (10)						
	Expense						
	Salaries - Faculty				5,600,000		
	Salaries - Non-Faculty				4,000,000		
	Benefits				6,344,015		
	Account Total	0	0	15,944,015	15,944,015	0	0

Printed on a Xerox 9700 Laser Printing System at the Computing Services Center / Texas A&M University

Form: URGB01 (02/05/85)

Account	Description	Beginning Balance	Revenues	Net Allocations	Expenditures	Increase (Decrease)	Ending Balance
246004-00000	LAUNCH						
	Expense						
	Operations and Maintenance				3,000		
	Account Total	0	0	3,000	3,000	0	0
246004-13000	LC - FOCUS						
	Expense						
	Operations and Maintenance				30,000		
	Account Total	0	0	30,000	30,000	0	0
246004-26000	HONORS - SUPPLEMENTAL FUNDING						
	Expense						
	Operations and Maintenance				170,000		
	Account Total	0	0	170,000	170,000	0	0
246004-33000	UGR - SUMMER PROGRAMS						
	Expense						
	Operations and Maintenance				1,000		
	Account Total	0	0	1,000	1,000	0	0
246004-37000	UGR - HUMANITIES & ARTS INITIATIVES						
	Expense						
	Operations and Maintenance				21,000		
	Account Total	0	0	21,000	21,000	0	0
246031-00000	OFFICE OF EXTERNAL FACULTY RECOG						
	Expense						
	Operations and Maintenance				120,000		
	Account Total	0	0	120,000	120,000	0	0
246033-00000	HEC MCALLEN OPERATIONS						
	Expense						
	Salaries - Non-Faculty				200,000		
	Account Total	0	0	200,000	200,000	0	0
246034-00000	NATIONAL MERIT 5TH YEAR STIPEND						
	Expense						
	Scholarships				4,701,913		
	Account Total	0	0	4,701,913	4,701,913	0	0
246142-00000	ASSOCIATE PROVOST FOR ACADEMIC						
	Expense						
	Operations and Maintenance				275,000		
	Account Total	0	0	275,000	275,000	0	0
246205-00000	ENHANCING EXCELLENCE IN RESEARCH						
	Expense						
	Operations and Maintenance				1,500,000		
	Account Total	0	0	1,500,000	1,500,000	0	0

Printed on a Xerox 9700 Laser Printing System at the Computing Services Center / Texas A&M University

Form: URGB01 (02/05/85)

Account	Description	Beginning Balance	Revenues	Net Allocations	Expenditures	Increase (Decrease)	Ending Balance
246206-00000	ENHANCING EXCELLENCE IN RESEARCH						
	Expense						
	Operations and Maintenance				1,175,323		
	Account Total	0	0	1,175,323	1,175,323	0	0
246222-00000	ASST PROVOST FOR UG STUDIES						
	Expense						
	Salaries - Non-Faculty				70,000		
	Benefits				21,000		
	Operations and Maintenance				163,000		
	Account Total	0	0	254,000	254,000	0	0
246254-00000	PROVOST INITIATIVES						
	Expense						
	Operations and Maintenance				13,069,980		
	Account Total	0	0	13,069,980	13,069,980	0	0
246255-00000	VICE PROVOST INITIATIVES						
	Expense						
	Salaries - Non-Faculty				237,800		
	Benefits				71,340		
	Operations and Maintenance				140,860		
	Account Total	0	0	450,000	450,000	0	0
246256-00000	SCHOOL OF INNOVATION/ECON DEVELOPMT						
	Expense						
	Salaries - Non-Faculty				71,998		
	Benefits				21,600		
	Operations and Maintenance				606,402		
	Account Total	0	0	700,000	700,000	0	0
246799-00000	GRADUATE PROGRAM ENHANCEMENT-CLVM						
	Expense						
	Operations and Maintenance				91,853		
	Account Total	0	0	91,853	91,853	0	0
246819-00000	KEY SHOP						
	Expense						
	Operations and Maintenance				180,621		
	Account Total	0	0	180,621	180,621	0	0
246896-00000	GRAD PGR ENHANCEMENT - GEOSCIENCE						
	Expense						
	Operations and Maintenance				21,919		
	Account Total	0	0	21,919	21,919	0	0

Printed on a Xerox 9700 Laser Printing System at the Computing Services Center / Texas A&M University

Form: URGB01 (02/05/85)

Account	Description	Beginning Balance	Revenues	Net Allocations	Expenditures	Increase (Decrease)	Ending Balance
246898-00000	GRAD PRGM ENHANCEMENT-LIBERAL ARTS						
	Expense						
	Scholarships				10,000		
	Operations and Maintenance				32,976		
	Account Total	0	0	42,976	42,976	0	0
246912-00000	GRAD PRGM ENHANCEMENT - CLBA						
	Expense						
	Scholarships				171,201		
	Account Total	0	0	171,201	171,201	0	0
246928-00000	AVPA OPERATIONS						
	Expense						
	Operations and Maintenance				55,000		
	Account Total	0	0	55,000	55,000	0	0
248001-00000	BRIDGE TO AGGIELAND SCHOLARSHIP						
	Expense						
	Scholarships				14,128,202		
	Account Total	0	0	14,128,202	14,128,202	0	0
248006-00000	GRADUATE DIVERSITY FELLOWSHIP						
	Expense						
	Scholarships				1,149,125		
	Account Total	0	0	1,149,125	1,149,125	0	0
248010-00000	GRAD STUDENT SUPPORT						
	Expense						
	Salaries - Non-Faculty				150,000		
	Benefits				45,000		
	Scholarships				2,622,422		
	Operations and Maintenance				2,386,981		
	Account Total	0	0	5,204,403	5,204,403	0	0
248011-00000	GRADUATE STRATEGIC SUPPORT - CLAG						
	Expense						
	Scholarships				915,806		
	Account Total	0	0	915,806	915,806	0	0
248012-00000	GRADUATE STRATEGIC SUPPORT - CLAR						
	Expense						
	Scholarships				200,000		
	Operations and Maintenance				56,760		
	Account Total	0	0	256,760	256,760	0	0
248012-10000	GRADUATE RECRUITMENT - CLAR						
	Expense						
	Operations and Maintenance				49,817		
	Account Total	0	0	49,817	49,817	0	0

Printed on a Xerox 9700 Laser Printing System at the Computing Services Center / Texas A&M University

Form: URGB01 (02/05/85)

Account	Description	Beginning Balance	Revenues	Net Allocations	Expenditures	Increase (Decrease)	Ending Balance
248013-00000	GRADUATE STRATEGIC SUPPORT - SGPS						
	Expense						
	Salaries - Non-Faculty				162,000		
	Benefits				32,400		
	Scholarships				130,000		
	Operations and Maintenance				36,206		
	Account Total	0	0	360,606	360,606	0	0
248014-00000	GRADUATE STRATEGIC SUPPORT - CLBA						
	Expense						
	Salaries - Faculty				300,000		
	Salaries - Non-Faculty				100,000		
	Benefits				60,000		
	Scholarships				100,000		
	Operations and Maintenance				366,298		
	Account Total	0	0	926,298	926,298	0	0
248015-00000	GRADUATE STRATEGIC SUPPORT - CLED						
	Expense						
	Salaries - Faculty				10,000		
	Salaries - Non-Faculty				200,000		
	Benefits				56,700		
	Scholarships				160,000		
	Operations and Maintenance				463,087		
	Account Total	0	0	889,787	889,787	0	0
248016-00000	GRADUATE STRATEGIC SUPPORT - CLEN						
	Expense						
	Salaries - Faculty				1,000,000		
	Salaries - Non-Faculty				880,423		
	Account Total	0	0	1,880,423	1,880,423	0	0
248017-00000	GRADUATE STRATEGIC SUPPORT - CLGE						
	Expense						
	Operations and Maintenance				28,425		
	Account Total	0	0	28,425	28,425	0	0
248017-00004	GR-GRAD RECRUITING						
	Expense						
	Operations and Maintenance				25,072		
	Account Total	0	0	25,072	25,072	0	0
248017-00007	GR-GRAD MERIT FELLOWSHIP - CLGE						
	Expense						
	Operations and Maintenance				84,000		
	Account Total	0	0	84,000	84,000	0	0

Printed on a Xerox 9700 Laser Printing System at the Computing Services Center / Texas A&M University

Form: URGB01 (02/05/85)

Account	Description	Beginning Balance	Revenues	Net Allocations	Expenditures	Increase (Decrease)	Ending Balance
248017-10000	GRADUATE STRATEGIC SUPPORT - GEOG						
	Expense						
	Operations and Maintenance				23,082		
	Account Total	0	0	23,082	23,082	0	0
248017-20000	GRADUATE STRATEGIC SUPPORT - GEOL						
	Expense						
	Operations and Maintenance				44,080		
	Account Total	0	0	44,080	44,080	0	0
248017-30000	GRADUATE STRATEGIC SUPPORT - METR						
	Expense						
	Operations and Maintenance				17,309		
	Account Total	0	0	17,309	17,309	0	0
248017-40000	GRADUATE STRATEGIC SUPPORT - OCNG						
	Expense						
	Operations and Maintenance				27,581		
	Account Total	0	0	27,581	27,581	0	0
248018-00000	GRADUATE STRATEGIC SUPPORT - CLLA						
	Expense						
	Salaries - Faculty				100,000		
	Salaries - Non-Faculty				100,000		
	Benefits				29,810		
	Scholarships				185,231		
	Operations and Maintenance				215,380		
	Account Total	0	0	630,421	630,421	0	0
248019-00000	GRADUATE STRATEGIC SUPPORT - CLSC						
	Expense						
	Salaries - Faculty				88,120		
	Operations and Maintenance				629,273		
	Account Total	0	0	717,393	717,393	0	0
248020-00000	GRADUATE STRATEGIC SUPPORT - CLVM						
	Expense						
	Scholarships				250,000		
	Operations and Maintenance				53,942		
	Account Total	0	0	303,942	303,942	0	0
248023-00000	TUITION REBATES						
	Expense						
	Scholarships				1,550,000		
	Account Total	0	0	1,550,000	1,550,000	0	0

Printed on a Xerox 9700 Laser Printing System at the Computing Services Center / Texas A&M University

Form: URGB01 (02/05/85)

Account	Description	Beginning Balance	Revenues	Net Allocations	Expenditures	Increase (Decrease)	Ending Balance
248024-00000	VP FOR GOVERNMENTAL AFFAIRS						
	Expense						
	Salaries - Non-Faculty				305,782		
	Operations and Maintenance				55,908		
	Account Total	0	0	361,690	361,690	0	0
248026-00000	GRADUATE STRATEGIC SUPPORT - ARCH						
	Expense						
	Salaries - Faculty				13,000		
	Benefits				2,000		
	Scholarships				15,000		
	Account Total	0	0	30,000	30,000	0	0
248027-00000	GRADUATE STRATEGIC SUPPORT - COSC						
	Expense						
	Salaries - Faculty				13,000		
	Benefits				2,000		
	Scholarships				15,000		
	Account Total	0	0	30,000	30,000	0	0
248028-00000	GRADUATE STRATEGIC SUPPORT - LAUP						
	Expense						
	Scholarships				30,000		
	Account Total	0	0	30,000	30,000	0	0
248029-00000	GRADUATE STRATEGIC SUPPORT - VIZA						
	Expense						
	Salaries - Faculty				8,000		
	Salaries - Non-Faculty				5,000		
	Benefits				2,000		
	Scholarships				15,000		
	Account Total	0	0	30,000	30,000	0	0
248245-00000	GRAD MERIT - CLVM						
	Expense						
	Operations and Maintenance				45,000		
	Account Total	0	0	45,000	45,000	0	0
248302-00000	INSTITUTE FOR QUANTUM SCIENCE						
	Expense						
	Salaries - Non-Faculty				218,000		
	Wages				30,000		
	Benefits				65,400		
	Operations and Maintenance				127,081		
	Account Total	0	0	440,481	440,481	0	0

Printed on a Xerox 9700 Laser Printing System at the Computing Services Center / Texas A&M University

Form: URGB01 (02/05/85)

Account	Description	Beginning Balance	Revenues	Net Allocations	Expenditures	Increase (Decrease)	Ending Balance
248304-00000	INST DIGITAL HUMANITIES, MEDIA						
	Expense						
	Wages				5,000		
	Operations and Maintenance				45,000		
	Account Total	0	0	50,000	50,000	0	0
248305-00000	TAMU INSTITUTE FOR NEUROSCIENCE						
	Expense						
	Scholarships				14,563		
	Operations and Maintenance				19,684		
	Account Total	0	0	34,247	34,247	0	0
248306-00000	APPLIED MATHEMATICAL, STATISTIC &						
	Expense						
	Operations and Maintenance				16,725		
	Account Total	0	0	16,725	16,725	0	0
248307-00000	WHOLE SYSTEMS GENOMICS INITIATIVE						
	Expense						
	Salaries - Non-Faculty				144,683		
	Account Total	0	0	144,683	144,683	0	0
248309-00000	NUCLEAR SOLUTIONS INSTITUTE						
	Expense						
	Operations and Maintenance				18,000		
	Account Total	0	0	18,000	18,000	0	0
248318-00000	HAGLER INSTITUTE FOR ADVANCED STUDY						
	Expense						
	Wages				8,500		
	Scholarships				400,000		
	Operations and Maintenance				178,922		
	Account Total	0	0	587,422	587,422	0	0
248329-00000	GRAD ENHANCEMENT-CLSC						
	Expense						
	Salaries - Non-Faculty				18,736		
	Scholarships				20,290		
	Operations and Maintenance				48,183		
	Account Total	0	0	87,209	87,209	0	0
248330-00000	GRAD ENHANCEMENT-CLED						
	Expense						
	Salaries - Faculty				8,000		
	Salaries - Non-Faculty				50,000		
	Wages				15,660		
	Scholarships				6,000		
	Operations and Maintenance				79,025		
	Account Total	0	0	158,685	158,685	0	0

Printed on a Xerox 9700 Laser Printing System at the Computing Services Center / Texas A&M University

Form: URGB01 (02/05/85)

Account	Description	Beginning Balance	Revenues	Net Allocations	Expenditures	Increase (Decrease)	Ending Balance
248336-00000	GRAD MERIT-CLBA						
	Expense						
	Scholarships				187,500		
	Account Total	0	0	187,500	187,500	0	0
248337-00000	GRAD MERIT-CLGE						
	Expense						
	Scholarships				48,000		
	Account Total	0	0	48,000	48,000	0	0
248338-00000	GRAD MERIT-CLAG						
	Expense						
	Scholarships				177,000		
	Account Total	0	0	177,000	177,000	0	0
248339-00000	GRAD MERIT-CLEN						
	Expense						
	Salaries - Faculty				483,000		
	Account Total	0	0	483,000	483,000	0	0
248340-00000	GRAD MERIT-CLLA						
	Expense						
	Salaries - Faculty				55,000		
	Salaries - Non-Faculty				50,000		
	Scholarships				15,000		
	Account Total	0	0	120,000	120,000	0	0
248341-00000	GRAD MERIT-SGPS						
	Expense						
	Scholarships				60,000		
	Account Total	0	0	60,000	60,000	0	0
248342-00000	GRAD MERIT-CLSC						
	Expense						
	Scholarships				132,000		
	Account Total	0	0	132,000	132,000	0	0
249902-00000	ORP DIFF - INSTITUTIONAL SUPPORT						
	Expense						
	Benefits				1,133,288		
	Account Total	0	0	1,133,288	1,133,288	0	0
249907-00000	ORP DIFF - VET MED						
	Expense						
	Benefits				87,281		
	Account Total	0	0	87,281	87,281	0	0

Printed on a Xerox 9700 Laser Printing System at the Computing Services Center / Texas A&M University

Form: URGB01 (02/05/85)

Account	Description	Beginning Balance	Revenues	Net Allocations	Expenditures	Increase (Decrease)	Ending Balance
249908-00000	ACAP ASSESSMENT - DT						
	Expense						
	Benefits				915,263		
	Account Total	0	0	915,263	915,263	0	0
249909-00000	ACAP ASSESSMENT - DT						
	Expense						
	Benefits				91,737		
	Account Total	0	0	91,737	91,737	0	0
249912-00000	CENTRAL FUNDED GIP-RES						
	Expense						
	Benefits				84,259		
	Account Total	0	0	84,259	84,259	0	0
249916-00000	LONGEVITY-ACADEMIC SUPPORT						
	Expense						
	Salaries - Non-Faculty				1,229,603		
	Account Total	0	0	1,229,603	1,229,603	0	0
249920-00000	LONGEVITY-RESEARCH						
	Expense						
	Salaries - Non-Faculty				172,495		
	Account Total	0	0	172,495	172,495	0	0
249925-00000	SAL RELATED BENEFITS-RES						
	Expense						
	Salaries - Non-Faculty				110,886		
	Account Total	0	0	110,886	110,886	0	0
249926-00000	SAL RELATED BENEFITS-IS						
	Expense						
	Salaries - Non-Faculty				4,555		
	Account Total	0	0	4,555	4,555	0	0
249927-00000	SAL RELATED BENEFITS-OM						
	Expense						
	Benefits				923		
	Account Total	0	0	923	923	0	0
249928-00000	CENTRAL FUNDED GIP-IS						
	Expense						
	Benefits				1,880		
	Account Total	0	0	1,880	1,880	0	0
249929-00000	CENTRAL FUNDED GIP-OM						
	Expense						
	Benefits				1,193		
	Account Total	0	0	1,193	1,193	0	0

Printed on a Xerox 9700 Laser Printing System at the Computing Services Center / Texas A&M University

Form: URGB01 (02/05/85)

Account	Description	Beginning Balance	Revenues	Net Allocations	Expenditures	Increase (Decrease)	Ending Balance
249930-00000	LONGEVITY-INSTITUTIONAL SUPPORT						
	Expense						
	Salaries - Non-Faculty				445,385		
	Account Total	0	0	445,385	445,385	0	0
249931-00000	LONGEVITY-OPER & MAINT OF PLANT						
	Expense						
	Salaries - Non-Faculty				135,551		
	Account Total	0	0	135,551	135,551	0	0
249934-00000	LONGEVITY-PUBLIC SERVICE						
	Expense						
	Salaries - Non-Faculty				38,748		
	Account Total	0	0	38,748	38,748	0	0
249935-00000	LONGEVITY-VET MEDICINE						
	Expense						
	Salaries - Non-Faculty				437,230		
	Account Total	0	0	437,230	437,230	0	0
249936-00000	LONGEVITY-INSTRUCTION						
	Expense						
	Salaries - Non-Faculty				708,716		
	Account Total	0	0	708,716	708,716	0	0
249937-00000	LONGEVITY-STUDENT SERVICES						
	Expense						
	Salaries - Non-Faculty				270,627		
	Account Total	0	0	270,627	270,627	0	0
250000-00000	DESIGNATED OTHER - BUDGET ONLY_(20)						
	Revenue						
	Sales and Services		2,500,000				
	Account Total	0	2,500,000	0	0	2,500,000	2,500,000
250001-00000	STEM CAMPS						
	Revenue						
	Sales and Services		250,000				
	Expense						
	Salaries - Faculty				35,000		
	Salaries - Non-Faculty				50,500		
	Wages				10,000		
	Benefits				30,000		
	Operations and Maintenance				124,500		
	Account Total	0	250,000	0	250,000	0	0

Printed on a Xerox 9700 Laser Printing System at the Computing Services Center / Texas A&M University

Form: URGB01 (02/05/85)

Account	Description	Beginning Balance	Revenues	Net Allocations	Expenditures	Increase (Decrease)	Ending Balance
250002-00000	BENZ SCHOOL OF FLORAL DESIGN *DR*						
	Revenue						
	Gifts		58,828				
	Expense						
	Salaries - Faculty				49,049		
	Benefits				10,779		
	Account Total	1,500	58,828	0	59,828	1,000-	500
250014-00000	TEXAS REAL ESTATE SEMINARS & WORKSH						
	Revenue						
	Sales and Services		400,000				
	Expense						
	Salaries - Non-Faculty				99,184		
	Benefits				28,806		
	Operations and Maintenance				272,010		
	Account Total	150,000	400,000	0	400,000	0	150,000
250024-00000	WELLNESS WORKSHOPS						
	Revenue						
	Sales and Services		40,000				
	Expense						
	Salaries - Faculty				2,000		
	Wages				2,500		
	Operations and Maintenance				35,500		
	Account Total	0	40,000	0	40,000	0	0
250028-00000	LIBRARY WORKSHOPS AND EVENTS						
	Revenue						
	Sales and Services		22,300				
	Expense						
	Operations and Maintenance				22,300		
	Account Total	0	22,300	0	22,300	0	0
250033-00000	CENTER FOR EXECUTIVE DEVEL *DR*						
	Revenue						
	Sales and Services		5,017,190				
	Expense						
	Salaries - Faculty				153,899		
	Salaries - Non-Faculty				683,328		
	Wages				55,000		
	Benefits				233,475		
	Operations and Maintenance				2,839,503		
	Account Total	2,908,585	5,017,190	0	3,965,205	1,051,985	3,960,570

Printed on a Xerox 9700 Laser Printing System at the Computing Services Center / Texas A&M University

Form: URGB01 (02/05/85)

Account	Description	Beginning Balance	Revenues	Net Allocations	Expenditures	Increase (Decrease)	Ending Balance
250037-00000	BOVINE TEACHING HERD						
	Revenue						
	Sales and Services		25,000				
	Expense						
	Operations and Maintenance				25,000		
	Account Total	0	25,000	0	25,000	0	0
250082-00000	VETERINARY MEDICAL CONTINUING EDUCA						
	Revenue						
	Sales and Services		210,000				
	Expense						
	Salaries - Faculty				51,500		
	Salaries - Non-Faculty				38,510		
	Wages				50,000		
	Benefits				32,000		
	Operations and Maintenance				37,990		
	Account Total	0	210,000	0	210,000	0	0
250278-00000	MEAT & POULTRY HACCP ALLIANCE						
	Revenue						
	Sales and Services		130,000				
	Expense						
	Salaries - Faculty				45,000		
	Salaries - Non-Faculty				62,000		
	Benefits				23,000		
	Account Total	0	130,000	0	130,000	0	0
250307-00000	DIVERSITY TRAINING INSTITUTE						
	Revenue						
	Sales and Services		5,500				
	Other Non-Operating		1,500				
	Expense						
	Operations and Maintenance				7,000		
	Account Total	0	7,000	0	7,000	0	0
250315-00000	FOOD SAFETY/HACCP TRAINING						
	Revenue						
	Sales and Services		25,000				
	Expense						
	Salaries - Faculty				20,000		
	Salaries - Non-Faculty				10,000		
	Benefits				10,000		
	Operations and Maintenance				10,000		
	Account Total	100,000	25,000	0	50,000	25,000-	75,000

Printed on a Xerox 9700 Laser Printing System at the Computing Services Center / Texas A&M University

Form: URGB01 (02/05/85)

Account	Description	Beginning Balance	Revenues	Net Allocations	Expenditures	Increase (Decrease)	Ending Balance
250366-00000	CHAMPE FITZHUGH INTRNATL HONORS SEM						
	Revenue						
	Gifts		24,700				
	Sales and Services		145,000				
	Expense						
	Operations and Maintenance				169,700		
	Account Total	0	169,700	0	169,700	0	0
250403-00000	CHALLENGEWORKS						
	Revenue						
	Sales and Services		90,000				
	Expense						
	Salaries - Non-Faculty				60,000		
	Wages				15,000		
	Utilities				100		
	Operations and Maintenance				14,900		
	Account Total	0	90,000	0	90,000	0	0
250434-00000	EXECUTIVE MBA PROGRAM						
	Revenue						
	Sales and Services		2,708,750				
	Expense						
	Salaries - Faculty				126,206		
	Salaries - Non-Faculty				502,163		
	Benefits				174,390		
	Operations and Maintenance				1,905,991		
	Account Total	0	2,708,750	0	2,708,750	0	0
250475-00000	NUTRITION DIETETIC INTERNSHIP						
	Revenue						
	Sales and Services		67,500				
	Expense						
	Salaries - Non-Faculty				5,099		
	Benefits				1,188		
	Operations and Maintenance				75,000		
	Account Total	120,000	67,500	0	81,287	13,787-	106,213
250477-00000	CAREER CENTER CAREER FAIRS						
	Revenue						
	Sales and Services		25,000				
	Expense						
	Operations and Maintenance				25,000		
	Account Total	0	25,000	0	25,000	0	0

Printed on a Xerox 9700 Laser Printing System at the Computing Services Center / Texas A&M University

Form: URGB01 (02/05/85)

Account	Description	Beginning Balance	Revenues	Net Allocations	Expenditures	Increase (Decrease)	Ending Balance
250517-00000	INTL INITIATIVES CONF/WORKSHOPS						
	Revenue						
	Sales and Services		15,000				
	Expense						
	Operations and Maintenance				15,000		
	Account Total	0	15,000	0	15,000	0	0
250607-00000	E-EDUCATION ACCOUNT						
	Revenue						
	Sales and Services		80,000				
	Expense						
	Salaries - Non-Faculty				35,100		
	Wages				9,000		
	Benefits				10,000		
	Operations and Maintenance				25,900		
	Account Total	0	80,000	0	80,000	0	0
250634-00000	RETAILING SUMMIT						
	Revenue						
	Gifts		115,000				
	Sales and Services		101,130				
	Expense						
	Operations and Maintenance				216,130		
	Account Total	0	216,130	0	216,130	0	0
250634-10000	ADMINISTRATIVE ACCOUNT - CRS						
	Revenue						
	Gifts		200,627				
	Sales and Services		100,505				
	Expense						
	Salaries - Faculty				15,836		
	Salaries - Non-Faculty				202,430		
	Wages				12,500		
	Benefits				62,985		
	Operations and Maintenance				7,381		
	Account Total	0	301,132	0	301,132	0	0
250641-00000	ANATOMY WORKSHOP						
	Revenue						
	Sales and Services		18,062				
	Expense						
	Salaries - Faculty				14,400		
	Benefits				1,150		
	Account Total	20,439	18,062	0	15,550	2,512	22,951

Printed on a Xerox 9700 Laser Printing System at the Computing Services Center / Texas A&M University

Form: URGB01 (02/05/85)

Account	Description	Beginning Balance	Revenues	Net Allocations	Expenditures	Increase (Decrease)	Ending Balance
250684-00000	INFORMED AND EMPOWERED CONFERENCE						
	Revenue						
	Sales and Services		10,000				
	Expense						
	Salaries - Non-Faculty				2,000		
	Wages				1,350		
	Other Non-Operating Expense				6,650		
	Account Total	0	10,000	0	10,000	0	0
250688-00001	SUPPLY CHAIN MANAGEMENT CONSORTIUM						
	Revenue						
	Gifts		120,000				
	Expense						
	Salaries - Faculty				80,869		
	Wages				5,000		
	Operations and Maintenance				34,131		
	Account Total	0	120,000	0	120,000	0	0
250732-00000	PROFESSIONAL MBA PROGRAM						
	Revenue						
	Sales and Services		3,648,000				
	Expense						
	Salaries - Faculty				22,083		
	Salaries - Non-Faculty				522,942		
	Benefits				159,800		
	Operations and Maintenance				2,943,175		
	Account Total	0	3,648,000	0	3,648,000	0	0
250734-00000	PATHS CERTIFICATE PROGRAM						
	Revenue						
	Sales and Services		150,000				
	Expense						
	Salaries - Non-Faculty				15,000		
	Wages				50,000		
	Benefits				25,000		
	Operations and Maintenance				60,000		
	Account Total	0	150,000	0	150,000	0	0
250757-00000	STUDENT COUNSELING SERVICE REVENUE						
	Revenue						
	Sales and Services		50,000				
	Expense						
	Wages				2,160		
	Benefits				200		
	Operations and Maintenance				47,640		
	Account Total	0	50,000	0	50,000	0	0

Printed on a Xerox 9700 Laser Printing System at the Computing Services Center / Texas A&M University

Form: URGB01 (02/05/85)

Account	Description	Beginning Balance	Revenues	Net Allocations	Expenditures	Increase (Decrease)	Ending Balance
250768-00000	CERTIFIED FINANCIAL PLANNER PROGRAM						
	Revenue						
	Sales and Services		112,000				
	Expense						
	Salaries - Non-Faculty				53,830		
	Wages				10,000		
	Benefits				14,000		
	Operations and Maintenance				25,000		
	Account Total	82,000	112,000	0	102,830	9,170	91,170
250797-00000	TAMU-IT CONFERENCES						
	Revenue						
	Gifts		51,722				
	Sales and Services		244,329				
	Expense						
	Salaries - Non-Faculty				14,857		
	Benefits				3,035		
	Operations and Maintenance				278,159		
	Account Total	0	296,051	0	296,051	0	0
290026-00000	AUF - ACADEMIC SERVICES						
	Expense						
	Operations and Maintenance				162,500		
	Account Total	0	0	162,500	162,500	0	0
290027-00000	IT ACADEMIC SERVICES INSTITUTIONAL						
	Expense						
	Salaries - Non-Faculty				162,568		
	Benefits				48,771		
	Account Total	0	0	211,339	211,339	0	0
290028-00000	OFFICE OF DATA RESEARCH SERVICES						
	Expense						
	Operations and Maintenance				133,196		
	Account Total	0	0	133,196	133,196	0	0
290134-00000	AUF - RESEARCH INITIATIVES - VPR						
	Expense						
	Salaries - Non-Faculty				1,425,676		
	Wages				125,000		
	Benefits				238,875		
	Operations and Maintenance				508,573		
	Account Total	0	0	2,298,124	2,298,124	0	0
290150-00000	ASST PROVOST FOR UG STUDIES						
	Expense						
	Operations and Maintenance				301,500		
	Account Total	0	0	301,500	301,500	0	0

Printed on a Xerox 9700 Laser Printing System at the Computing Services Center / Texas A&M University

Form: URGB01 (02/05/85)

Account	Description	Beginning Balance	Revenues	Net Allocations	Expenditures	Increase (Decrease)	Ending Balance
290251-00000	STATE AUF-DEAN OF FACULTY PROGRAMS						
	Expense						
	Operations and Maintenance				250,000		
	Account Total	0	0	250,000	250,000	0	0
290650-00000	STATE AUF-GRAD STUDENTS STIPENDS TU						
	Expense						
	Operations and Maintenance				3,805		
	Account Total	0	0	3,805	3,805	0	0
290698-00000	PUBLIC PARTNERSHIP & OUTREACH						
	Expense						
	Operations and Maintenance				21,900		
	Account Total	0	0	21,900	21,900	0	0
290991-00000	PROVOST INITIATIVES						
	Expense						
	Operations and Maintenance				5,402,789		
	Account Total	0	0	5,402,789	5,402,789	0	0
291030-00000	GRADUATE TUITION - CLAG						
	Expense						
	Scholarships				1,472,291		
	Account Total	0	0	1,472,291	1,472,291	0	0
291032-00000	GRADUATE TUITION - SGPS						
	Expense						
	Salaries - Non-Faculty				27,000		
	Benefits				5,400		
	Scholarships				128,539		
	Account Total	0	0	160,939	160,939	0	0
291033-00000	GRADUATE TUITION - CLBA						
	Expense						
	Scholarships				407,819		
	Account Total	0	0	407,819	407,819	0	0
291034-00000	GRADUATE TUITION - CLED						
	Expense						
	Salaries - Faculty				8,000		
	Salaries - Non-Faculty				50,000		
	Benefits				8,100		
	Scholarships				60,000		
	Operations and Maintenance				758,342		
	Account Total	0	0	884,442	884,442	0	0

Printed on a Xerox 9700 Laser Printing System at the Computing Services Center / Texas A&M University

Form: URGB01 (02/05/85)

Account	Description	Beginning Balance	Revenues	Net Allocations	Expenditures	Increase (Decrease)	Ending Balance
291035-00000	GRADUATE TUITION - CLEN						
	Expense						
	Scholarships				1,653,665		
	Account Total	0	0	1,653,665	1,653,665	0	0
291036-10000	GRADUATE TUITION - GEOG						
	Expense						
	Scholarships				69,953		
	Account Total	0	0	69,953	69,953	0	0
291036-20000	GRADUATE TUITION - GEOL						
	Expense						
	Scholarships				150,158		
	Account Total	0	0	150,158	150,158	0	0
291036-30000	GRADUATE TUITION - METR						
	Expense						
	Scholarships				20,504		
	Account Total	0	0	20,504	20,504	0	0
291036-40000	GRADUATE TUITION - OCNG						
	Expense						
	Scholarships				25,000		
	Operations and Maintenance				16,610		
	Account Total	0	0	41,610	41,610	0	0
291037-00000	GRADUATE TUITION - CLLA						
	Expense						
	Scholarships				1,738,297		
	Account Total	0	0	1,738,297	1,738,297	0	0
291038-00000	GRADUATE TUITION-CLSC						
	Expense						
	Scholarships				2,090,484		
	Operations and Maintenance				372,046		
	Account Total	0	0	2,462,530	2,462,530	0	0
291039-00000	GRADUATE TUITION - CLVM						
	Expense						
	Scholarships				321,083		
	Account Total	0	0	321,083	321,083	0	0
291041-00000	ARCH GRADUATE TUITION						
	Expense						
	Scholarships				71,795		
	Account Total	0	0	71,795	71,795	0	0

Printed on a Xerox 9700 Laser Printing System at the Computing Services Center / Texas A&M University

Form: URGB01 (02/05/85)

Account	Description	Beginning Balance	Revenues	Net Allocations	Expenditures	Increase (Decrease)	Ending Balance
291042-00000	COSC GRADUATE TUITION						
	Expense						
	Scholarships				16,024		
	Account Total	0	0	16,024	16,024	0	0
291043-00000	LAUP GRADUATE TUITION						
	Expense						
	Scholarships				73,044		
	Account Total	0	0	73,044	73,044	0	0
291044-00000	VIZA GRADUATE TUITION						
	Expense						
	Scholarships				39,956		
	Account Total	0	0	39,956	39,956	0	0
292023-00000	AUF - COLLEGE OF LAW						
	Expense						
	Salaries - Non-Faculty				700,000		
	Wages				300,000		
	Account Total	0	0	1,000,000	1,000,000	0	0
299980-00000	AUF-CRI						
	Expense						
	Salaries - Faculty				8,250,000		
	Operations and Maintenance				8,250,000		
	Account Total	0	0	16,500,000	16,500,000	0	0
299999-10000	AUF EXCEL INITIAT-INST (10)						
	Expense						
	Wages				2,669,395		
	Operations and Maintenance				10,000,000		
	Equipment (Capitalized)				12,000,000		
	Account Total	0	0	24,669,395	24,669,395	0	0

Printed on a Xerox 9700 Laser Printing System at the Computing Services Center / Texas A&M University

Form: URGB01 (02/05/85)

Account	Description	Beginning Balance	Revenues	Net Allocations	Expenditures	Increase (Decrease)	Ending Balance
Designated Funds - Board Approved							
	Revenue						
	Tuition - State		35,000				
	Tuition - Designate		355,562,483				
	Discounts and Allow		75,612,178-				
	Fees		199,822,416				
	Discounts and Allow		42,493,258-				
	Exemptions		28,000,000				
	Contracts and Grant		24,246,727				
	Gifts		3,462,668				
	Sales and Services		79,031,107				
	Investment Income		18,544,102				
	Other Operating Inc		22,324,150				
	Other Non-Operating		1,500				
	Expense						
	Salaries - Faculty				72,039,810		
	Salaries - Non-Faculty				87,614,180		
	Wages				15,999,707		
	Benefits				34,838,176		
	Utilities				47,230,568		
	Scholarships				126,625,480		
	Scholarship Discounts				73,348,840-		
	Operations and Maintenance				340,177,901		
	Equipment (Capitalized)				20,697,086		
	Other Non-Operating Expense				2,006,650		
	Grand Total	11,964,149	612,924,717	63,693,045	673,880,718	2,737,044	14,701,193

Printed on a Xerox 9700 Laser Printing System at the Computing Services Center / Texas A&M University

Form: URGB01 (02/05/85)

Account	Description	Beginning Balance	Revenues	Net Allocations	Expenditures	Increase (Decrease)	Ending Balance
200230-00000	UNIVERSITY POLICE						
	Revenue						
	Sales and Services		2,600,000				
	Expense						
	Salaries - Non-Faculty				1,148,202		
	Wages				840,000		
	Benefits				378,254		
	Operations and Maintenance				271,351		
	Account Total	500,000	2,600,000	37,807	2,637,807	0	500,000
210390-00000	BUILDING SERVICES						
	Expense						
	Operations and Maintenance				5,000		
	Account Total	5,000	0	0	5,000	5,000-	0
270040-00000	CHEMISTRY DEPARTMENT STOCKROOM REVO						
	Revenue						
	Sales and Services		150,000				
	Expense						
	Salaries - Non-Faculty				4,233		
	Wages				33,261		
	Benefits				7,972		
	Operations and Maintenance				104,534		
	Account Total	0	150,000	0	150,000	0	0
270120-00000	HAZARDOUS WASTE DISPOSAL						
	Revenue						
	Sales and Services		98,648				
	Expense						
	Salaries - Non-Faculty				68,646		
	Benefits				21,898		
	Equipment (Capitalized)				8,104		
	Account Total	0	98,648	0	98,648	0	0
270160-00000	UTILITIES & ENERGY SERVICES						
	Revenue						
	Sales and Services		53,697,692				
	Investment Income		180,000				
	Other Operating Inc		1,004,000				
	Expense						
	Salaries - Non-Faculty				13,673,328		
	Wages				1,051,496		
	Benefits				4,501,315		
	Operations and Maintenance				14,487,738		
	Account Total	9,924,787	54,881,692	12,905,975-	33,713,877	8,261,840	18,186,627

Printed on a Xerox 9700 Laser Printing System at the Computing Services Center / Texas A&M University

Form: URGB01 (02/05/85)

Account	Description	Beginning Balance	Revenues	Net Allocations	Expenditures	Increase (Decrease)	Ending Balance
270220-00000	LANDSCAPE MAINTENANCE - OUTSOURCED						
	Revenue						
	Sales and Services		7,793,742				
	Expense						
	Operations and Maintenance				7,793,742		
	Account Total	0	7,793,742	0	7,793,742	0	0
270230-00000	BUILDING MAINTENANCE - OUTSOURCED						
	Revenue						
	Sales and Services		29,087,585				
	Expense						
	Operations and Maintenance				29,087,585		
	Account Total	0	29,087,585	0	29,087,585	0	0
270240-00000	CUSTIODIAL SERVICES - OUTSOURCED						
	Revenue						
	Sales and Services		20,968,873				
	Expense						
	Operations and Maintenance				20,968,873		
	Account Total	0	20,968,873	0	20,968,873	0	0
270260-00000	PROCUREMENT SERVICES						
	Revenue						
	Other Operating Inc		190,876				
	Expense						
	Salaries - Non-Faculty				107,323		
	Operations and Maintenance				630,575		
	Account Total	0	190,876	547,022	737,898	0	0
270300-00000	TEXAS A&M INFORMATION TECHNOLOGY						
	Revenue						
	Sales and Services		42,571,549				
	Expense						
	Salaries - Non-Faculty				14,306,677		
	Wages				937,190		
	Benefits				3,077,224		
	Operations and Maintenance				18,558,416		
	Account Total	0	42,571,549	192,040-	36,879,507	5,500,002	5,500,002
270310-00000	TAMU GEOINNOVATION SERVICE CENTER						
	Revenue						
	Sales and Services		160,000				
	Expense						
	Salaries - Non-Faculty				38,000		
	Wages				30,000		
	Benefits				12,000		
	Operations and Maintenance				80,000		
	Account Total	0	160,000	0	160,000	0	0

Printed on a Xerox 9700 Laser Printing System at the Computing Services Center / Texas A&M University

Form: URGB01 (02/05/85)

Account	Description	Beginning Balance	Revenues	Net Allocations	Expenditures	Increase (Decrease)	Ending Balance
270330-00000	OPEN ACCESS LAB						
	Revenue						
	Sales and Services		700,000				
	Expense						
	Wages				175,000		
	Operations and Maintenance				525,000		
	Account Total	0	700,000	0	700,000	0	0
270370-00000	UCI RESERVE						
	Revenue						
	Sales and Services		420,000				
	Expense						
	Benefits				240,000		
	Account Total	0	420,000	0	240,000	180,000	180,000
270450-00000	CENTER FOR CHEMICAL CHARACTERIZATIO						
	Revenue						
	Sales and Services		100,000				
	Expense						
	Salaries - Non-Faculty				45,338		
	Benefits				12,726		
	Operations and Maintenance				41,936		
	Account Total	0	100,000	0	100,000	0	0
270490-00000	CYCLOTRON OPERATIONS						
	Revenue						
	Sales and Services		4,000,000				
	Expense						
	Salaries - Faculty				120,298		
	Salaries - Non-Faculty				2,790,973		
	Benefits				767,486		
	Utilities				300,000		
	Operations and Maintenance				21,243		
	Account Total	0	4,000,000	0	4,000,000	0	0
270500-00000	CARC SUPPORT SERVICES - SALES						
	Revenue						
	Sales and Services		85,000				
	Expense						
	Operations and Maintenance				85,000		
	Account Total	0	85,000	0	85,000	0	0
270500-10000	WOODSHOP SALES AND SERVICE						
	Revenue						
	Sales and Services		40,000				
	Expense						
	Operations and Maintenance				40,000		
	Account Total	0	40,000	0	40,000	0	0

Printed on a Xerox 9700 Laser Printing System at the Computing Services Center / Texas A&M University

Form: URGB01 (02/05/85)

Account	Description	Beginning Balance	Revenues	Net Allocations	Expenditures	Increase (Decrease)	Ending Balance
270500-20000	RANCH SALES AND SERVICE						
	Revenue						
	Sales and Services		40,000				
	Expense						
	Operations and Maintenance				40,000		
	Account Total	0	40,000	0	40,000	0	0
270500-60000	MAKER SPACE REVENUE/EXPENSE						
	Revenue						
	Sales and Services		40,000				
	Expense						
	Operations and Maintenance				40,000		
	Account Total	0	40,000	0	40,000	0	0
270510-00000	GRAPHICS SERVICES						
	Expense						
	Operations and Maintenance				10,000		
	Account Total	10,000	0	0	10,000	10,000-	0
270530-00000	MICROSCOPY & IMAGING OPERATIONS						
	Revenue						
	Sales and Services		350,103				
	Expense						
	Salaries - Non-Faculty				195,502		
	Wages				10,000		
	Benefits				46,189		
	Operations and Maintenance				98,412		
	Account Total	0	350,103	0	350,103	0	0
270550-00000	PHYSICS LIQUID NITROGEN SALES						
	Revenue						
	Sales and Services		25,000				
	Expense						
	Operations and Maintenance				25,000		
	Account Total	0	25,000	0	25,000	0	0
270580-00000	UNIVERSITY MAIL SERVICE						
	Revenue						
	Sales and Services		1,168,709				
	Expense						
	Operations and Maintenance				1,168,709		
	Account Total	0	1,168,709	0	1,168,709	0	0

Printed on a Xerox 9700 Laser Printing System at the Computing Services Center / Texas A&M University

Form: URGB01 (02/05/85)

Account	Description	Beginning Balance	Revenues	Net Allocations	Expenditures	Increase (Decrease)	Ending Balance
270590-00000	CMP SERVICES						
	Revenue						
	Sales and Services		3,300,000				
	Expense						
	Salaries - Non-Faculty				1,287,527		
	Wages				160,000		
	Benefits				286,026		
	Operations and Maintenance				1,566,447		
	Account Total	0	3,300,000	0	3,300,000	0	0
270600-00000	LIBRARY PHOTOCOPY & IND SERVICE						
	Revenue						
	Sales and Services		40,000				
	Expense						
	Operations and Maintenance				40,000		
	Account Total	0	40,000	0	40,000	0	0
270620-00000	TRANSPORTATION CENTER VEHICLE RENTA						
	Revenue						
	Sales and Services		8,487,171				
	Other Operating Inc		75,000				
	Expense						
	Salaries - Non-Faculty				1,422,905		
	Wages				185,436		
	Benefits				433,273		
	Operations and Maintenance				4,703,441		
	Account Total	691,382	8,562,171	0	6,745,055	1,817,116	2,508,498
270640-00000	VETERINARY PATHOLOGICAL SERVICE						
	Revenue						
	Sales and Services		50,000				
	Expense						
	Operations and Maintenance				50,000		
	Account Total	0	50,000	0	50,000	0	0
270660-00000	VETERINARY MEDICAL PARK-OTHER						
	Revenue						
	Sales and Services		300,000				
	Expense						
	Wages				54,000		
	Benefits				1,500		
	Operations and Maintenance				244,500		
	Account Total	0	300,000	0	300,000	0	0

Printed on a Xerox 9700 Laser Printing System at the Computing Services Center / Texas A&M University

Form: URGB01 (02/05/85)

Account	Description	Beginning Balance	Revenues	Net Allocations	Expenditures	Increase (Decrease)	Ending Balance
270710-00000	INTERACTIVE VIDEO NETWORK						
	Revenue						
	Sales and Services		3,269,517				
	Expense						
	Salaries - Non-Faculty				572,983		
	Wages				67,599		
	Benefits				168,312		
	Operations and Maintenance				2,397,392		
	Account Total	0	3,269,517	0	3,206,286	63,231	63,231
270780-00000	BIOLOGY SERVICES ACCOUNT						
	Revenue						
	Sales and Services		400,000				
	Expense						
	Salaries - Non-Faculty				102,000		
	Wages				40,000		
	Benefits				35,000		
	Operations and Maintenance				223,000		
	Account Total	0	400,000	0	400,000	0	0
270800-00000	ENVIRONMENTAL HEALTH & SAFETY						
	Revenue						
	Sales and Services		45,000				
	Expense						
	Salaries - Non-Faculty				42,925		
	Benefits				12,339		
	Operations and Maintenance				10,000		
	Account Total	0	45,000	0	65,264	20,264-	20,264-
270820-00000	CET SERVICE DEPARTMENT						
	Revenue						
	Sales and Services		90,000				
	Expense						
	Salaries - Faculty				8,500		
	Salaries - Non-Faculty				48,150		
	Benefits				14,000		
	Operations and Maintenance				19,350		
	Account Total	0	90,000	0	90,000	0	0
270880-00000	PHYSICS SERVICES						
	Revenue						
	Sales and Services		120,000				
	Expense						
	Salaries - Non-Faculty				61,404		
	Benefits				20,310		
	Operations and Maintenance				38,286		
	Account Total	0	120,000	0	120,000	0	0

Printed on a Xerox 9700 Laser Printing System at the Computing Services Center / Texas A&M University

Form: URGB01 (02/05/85)

Account	Description	Beginning Balance	Revenues	Net Allocations	Expenditures	Increase (Decrease)	Ending Balance
270940-00000	PPRI SURVEY LAB						
	Revenue						
	Sales and Services		386,459				
	Expense						
	Salaries - Non-Faculty				125,101		
	Wages				200,000		
	Benefits				42,930		
	Operations and Maintenance				18,428		
	Account Total	0	386,459	0	386,459	0	0
270950-00000	CENTER FOR VISUALIZATION						
	Revenue						
	Sales and Services		4,000				
	Expense						
	Operations and Maintenance				4,000		
	Account Total	0	4,000	0	4,000	0	0
270990-00000	PURCHASED UTILITIES						
	Revenue						
	Sales and Services		30,913,611				
	Expense						
	Salaries - Non-Faculty				122,920		
	Benefits				35,802		
	Utilities				30,608,786		
	Operations and Maintenance				500,000		
	Account Total	3,401,690	30,913,611	1,698,529-	31,267,508	2,052,426-	1,349,264
271020-00000	PROTEIN CHEMISTRY LABORATORY						
	Revenue						
	Sales and Services		189,070				
	Expense						
	Salaries - Non-Faculty				12,005		
	Benefits				2,821		
	Operations and Maintenance				44,325		
	Account Total	121,377	189,070	0	59,151	129,919	251,296
271050-00000	MATERIAL CHARACTERIZATION FACILITY						
	Revenue						
	Sales and Services		200,000				
	Expense						
	Operations and Maintenance				200,000		
	Account Total	0	200,000	0	200,000	0	0
271060-00000	IMAGE ANALYSIS SERVICE CENTER						
	Revenue						
	Sales and Services		30,000				
	Expense						
	Operations and Maintenance				30,000		
	Account Total	0	30,000	0	30,000	0	0

Printed on a Xerox 9700 Laser Printing System at the Computing Services Center / Texas A&M University

Form: URGB01 (02/05/85)

Account	Description	Beginning Balance	Revenues	Net Allocations	Expenditures	Increase (Decrease)	Ending Balance
271150-00000	AUXILIARY OVERHEAD ASSESSMENT						
	Revenue						
	Sales and Services		7,147,082				
	Account Total	0	7,147,082	6,090,235-	0	1,056,847	1,056,847
271160-00000	PRESIDENT'S OFFICE						
	Expense						
	Operations and Maintenance				111,988		
	Account Total	0	0	111,988	111,988	0	0
271180-00000	UNIVERSITY ARCHITECT						
	Expense						
	Operations and Maintenance				38,000		
	Account Total	0	0	38,000	38,000	0	0
271250-00000	UNIVERSITY POLICE						
	Revenue						
	Other Operating Inc		10,000				
	Expense						
	Wages				5,000		
	Benefits				1,000		
	Account Total	0	10,000	492,014	6,000	496,014	496,014
271260-00000	VPFN/CFO						
	Expense						
	Operations and Maintenance				309,148		
	Account Total	0	0	309,148	309,148	0	0
271270-00000	BUDGET OFFICE						
	Expense						
	Operations and Maintenance				4,869		
	Account Total	0	0	4,869	4,869	0	0
271280-00000	PAYROLL						
	Account Total	28,151	0	28,151-	0	28,151-	0
271290-00000	EMPLOYEE & ORG DEVELOPMENT						
	Expense						
	Salaries - Non-Faculty				431,006		
	Benefits				127,000		
	Operations and Maintenance				52,000		
	Account Total	0	0	610,006	610,006	0	0
271330-00000	MARKETING & COMMUNICATIONS						
	Revenue						
	Sales and Services		12,000				
	Expense						
	Operations and Maintenance				234,526		
	Account Total	0	12,000	222,526	234,526	0	0

Printed on a Xerox 9700 Laser Printing System at the Computing Services Center / Texas A&M University

Form: URGB01 (02/05/85)

Account	Description	Beginning Balance	Revenues	Net Allocations	Expenditures	Increase (Decrease)	Ending Balance
271350-00000	EHSD						
	Expense						
	Wages				100,000		
	Operations and Maintenance				254,003		
	Account Total	0	0	354,003	354,003	0	0
271360-00000	UNIVERSITY RISK AND COMPLIANCE						
	Expense						
	Operations and Maintenance				40,578		
	Account Total	0	0	40,578	40,578	0	0
271380-00000	CONTRACT ADMINISTRATION						
	Expense						
	Salaries - Non-Faculty				33,712		
	Benefits				4,897		
	Account Total	0	0	38,609	38,609	0	0
271400-00000	SYSTEM ASSESSMENTS						
	Expense						
	Operations and Maintenance				2,409,305		
	Account Total	0	0	2,409,305	2,409,305	0	0
271410-00000	BACKGROUND CHECKS						
	Expense						
	Operations and Maintenance				175,000		
	Account Total	0	0	175,000	175,000	0	0
271600-00000	OFFICE OF FACILITIES COORDINATION						
	Expense						
	Salaries - Non-Faculty				40,570		
	Benefits				12,212		
	Operations and Maintenance				98,266		
	Account Total	358,976	0	151,048	151,048	0	358,976
271620-00000	LUMP SUM TERMINATION RESERVE-FACULT						
	Revenue						
	Sales and Services		66,000				
	Expense						
	Wages				230,000		
	Benefits				20,000		
	Account Total	0	66,000	0	250,000	184,000-	184,000-
271630-00000	LUMP SUM TERMINATION RESERVE-NONFAC						
	Revenue						
	Sales and Services		1,828,927				
	Expense						
	Wages				1,500,000		
	Benefits				80,000		
	Account Total	0	1,828,927	0	1,580,000	248,927	248,927

Printed on a Xerox 9700 Laser Printing System at the Computing Services Center / Texas A&M University

Form: URGB01 (02/05/85)

Account	Description	Beginning Balance	Revenues	Net Allocations	Expenditures	Increase (Decrease)	Ending Balance
271670-00000	HISTOLOGY SERVICES						
	Revenue						
	Sales and Services		85,000				
	Expense						
	Operations and Maintenance				85,000		
	Account Total	0	85,000	0	85,000	0	0
271690-00000	KEY CONTROL						
	Revenue						
	Sales and Services		1,075,032				
	Expense						
	Salaries - Non-Faculty				383,779		
	Wages				29,167		
	Benefits				128,555		
	Operations and Maintenance				393,742		
	Equipment (Capitalized)				1,692		
	Account Total	0	1,075,032	0	936,935	138,097	138,097
271740-00000	HUMAN RESOURCES DEPARTMENT						
	Expense						
	Salaries - Non-Faculty				155,250		
	Benefits				42,000		
	Operations and Maintenance				540,063		
	Account Total	0	0	737,313	737,313	0	0
271750-00000	AUXILIARY RETIREE GIP						
	Revenue						
	Other Operating Inc		870,000				
	Expense						
	Benefits				1,310,000		
	Account Total	0	870,000	0	1,310,000	440,000-	440,000-
271790-00000	RADIOGENIC ISOTAPE LAB SERVICE CTR						
	Revenue						
	Sales and Services		20,000				
	Expense						
	Salaries - Non-Faculty				5,100		
	Wages				1,400		
	Benefits				1,500		
	Operations and Maintenance				12,000		
	Account Total	0	20,000	0	20,000	0	0

Printed on a Xerox 9700 Laser Printing System at the Computing Services Center / Texas A&M University

Form: URGB01 (02/05/85)

Account	Description	Beginning Balance	Revenues	Net Allocations	Expenditures	Increase (Decrease)	Ending Balance
271810-00000	TIPS SERVICES						
	Revenue						
	Sales and Services		2,000,000				
	Expense						
	Salaries - Non-Faculty				657,000		
	Wages				50,000		
	Benefits				240,000		
	Utilities				2,000		
	Operations and Maintenance				1,051,000		
	Account Total	0	2,000,000	0	2,000,000	0	0
271840-00000	TPRL(TRANSLATIONAL PATHOLOGY RESEAR						
	Revenue						
	Sales and Services		500,000				
	Expense						
	Salaries - Faculty				103,233		
	Salaries - Non-Faculty				133,973		
	Benefits				70,877		
	Scholarships				25,800		
	Operations and Maintenance				166,117		
	Account Total	0	500,000	0	500,000	0	0
271860-00000	IT DATA SERVICES - GEOSCIENCES						
	Revenue						
	Sales and Services		50,000				
	Expense						
	Operations and Maintenance				20,000		
	Equipment (Capitalized)				30,000		
	Account Total	0	50,000	0	50,000	0	0
271870-00000	STABLE ISOTOPE GEOSCIENCES FACILITY						
	Revenue						
	Sales and Services		35,000				
	Expense						
	Wages				8,000		
	Benefits				2,000		
	Operations and Maintenance				25,000		
	Account Total	0	35,000	0	35,000	0	0
271890-00000	METAL SHOP						
	Revenue						
	Sales and Services		25,000				
	Expense						
	Salaries - Non-Faculty				8,291		
	Wages				6,177		
	Benefits				2,513		
	Operations and Maintenance				8,019		
	Account Total	0	25,000	0	25,000	0	0

Printed on a Xerox 9700 Laser Printing System at the Computing Services Center / Texas A&M University

Form: URGB01 (02/05/85)

Account	Description	Beginning Balance	Revenues	Net Allocations	Expenditures	Increase (Decrease)	Ending Balance
271900-00000	GLASS SHOP						
	Revenue						
	Sales and Services		25,000				
	Expense						
	Salaries - Non-Faculty				3,859		
	Wages				6,814		
	Benefits				6,972		
	Operations and Maintenance				7,355		
	Account Total	0	25,000	0	25,000	0	0
271910-00000	X-RAY DIFFRACTION						
	Revenue						
	Sales and Services		50,000				
	Expense						
	Salaries - Non-Faculty				9,802		
	Wages				1,713		
	Benefits				2,806		
	Operations and Maintenance				35,679		
	Account Total	0	50,000	0	50,000	0	0
271920-00000	NMR SPECTROSCOPY						
	Revenue						
	Sales and Services		60,000				
	Expense						
	Salaries - Non-Faculty				13,705		
	Wages				1,713		
	Benefits				3,993		
	Operations and Maintenance				40,589		
	Account Total	0	60,000	0	60,000	0	0
271930-00000	NETWORK & DESIGN						
	Revenue						
	Sales and Services		10,000				
	Expense						
	Salaries - Non-Faculty				2,145		
	Benefits				1,176		
	Operations and Maintenance				6,679		
	Account Total	0	10,000	0	10,000	0	0
271940-00000	NITROGEN SERVICES						
	Revenue						
	Sales and Services		60,000				
	Expense						
	Operations and Maintenance				60,000		
	Account Total	0	60,000	0	60,000	0	0

Printed on a Xerox 9700 Laser Printing System at the Computing Services Center / Texas A&M University

Form: URGB01 (02/05/85)

Account	Description	Beginning Balance	Revenues	Net Allocations	Expenditures	Increase (Decrease)	Ending Balance
271960-00000	ILSB SERVICE/SUPPLIES						
	Revenue						
	Sales and Services		28,000				
	Expense						
	Salaries - Non-Faculty				1,366		
	Benefits				148		
	Operations and Maintenance				26,486		
	Account Total	0	28,000	0	28,000	0	0
272010-00000	PROCUREMENT SERVICES						
	Expense						
	Salaries - Non-Faculty				69,265		
	Operations and Maintenance				469,966		
	Account Total	0	0	539,231	539,231	0	0
274000-00000	SPONSORED RESEARCH SERVICES						
	Revenue						
	Sales and Services		14,067,966				
	Expense						
	Salaries - Non-Faculty				9,087,338		
	Wages				100,000		
	Benefits				2,341,554		
	Operations and Maintenance				2,539,074		
	Account Total	0	14,067,966	0	14,067,966	0	0
274200-00000	RESEARCH INFO SYSTEMS SERVICE DEPT						
	Revenue						
	Sales and Services		2,753,200				
	Expense						
	Salaries - Non-Faculty				1,559,458		
	Wages				9,000		
	Benefits				366,022		
	Operations and Maintenance				818,720		
	Account Total	0	2,753,200	0	2,753,200	0	0
278000-00000	TTC-OPERATING-ACCOUNT-INCOME-LOCAL						
	Revenue						
	Sales and Services		1,300,000				
	Expense						
	Salaries - Non-Faculty				1,059,554		
	Wages				10,000		
	Benefits				184,060		
	Operations and Maintenance				46,386		
	Account Total	0	1,300,000	0	1,300,000	0	0

Printed on a Xerox 9700 Laser Printing System at the Computing Services Center / Texas A&M University

Form: URGB01 (02/05/85)

Account	Description	Beginning Balance	Revenues	Net Allocations	Expenditures	Increase (Decrease)	Ending Balance
Designated Service Departments - Board Approved							
	Revenue						
	Sales and Services		243,119,936				
	Investment Income		180,000				
	Other Operating Inc		2,149,876				
	Expense						
	Salaries - Faculty				232,031		
	Salaries - Non-Faculty				49,831,315		
	Wages				5,842,966		
	Benefits				15,066,662		
	Utilities				30,910,786		
	Scholarships				25,800		
	Operations and Maintenance				114,251,841		
	Equipment (Capitalized)				39,796		
	Grand Total	15,041,363	245,449,812	14,096,463-	216,201,197	15,152,152	30,193,515

Printed on a Xerox 9700 Laser Printing System at the Computing Services Center / Texas A&M University

Form: URGB01 (02/05/85)

Account	Description	Beginning Balance	Revenues	Net Allocations	Expenditures	Increase (Decrease)	Ending Balance
300090-00000	STADIUM REVENUE FUND						
	Revenue						
	Fees		29,000				
	Gifts		33,097,877				
	Sales and Services		104,690,978				
	Investment Income		280,362				
	Other Operating Inc		857,000				
	Expense						
	Salaries - Non-Faculty				27,249,896		
	Wages				14,574,322		
	Benefits				6,476,068		
	Utilities				3,943,936		
	Scholarships				11,103,036		
	Operations and Maintenance				45,170,505		
	Equipment (Capitalized)				2,439,386		
	Account Total	0	138,955,217	27,596,850-	110,957,149	401,218	401,218
300100-00000	VICE PRESIDENT FINANCE AND CFO						
	Expense						
	Operations and Maintenance				6,500		
	Account Total	6,500	0	0	6,500	6,500-	0
300150-00000	AFR YEAR END ENTRIES NON CASH (70)						
	Revenue						
	Discounts and Allow		7,299,702-				
	Discounts and Allow		11,398,379-				
	Expense						
	Scholarship Discounts				6,761,876-		
	Account Total	0	18,698,081-	11,936,205	6,761,876-	0	0
300160-00000	DORM ADMINISTRATION-CORPS						
	Expense						
	Salaries - Non-Faculty				818,081		
	Wages				20,000		
	Benefits				216,240		
	Operations and Maintenance				170,450		
	Account Total	0	0	1,224,771	1,224,771	0	0
300370-00000	HEALTH CENTER						
	Expense						
	Salaries - Non-Faculty				6,113,000		
	Wages				660,000		
	Benefits				1,650,000		
	Utilities				180,000		
	Operations and Maintenance				47,000		
	Account Total	0	0	8,650,000	8,650,000	0	0

Printed on a Xerox 9700 Laser Printing System at the Computing Services Center / Texas A&M University

Form: URGB01 (02/05/85)

Account	Description	Beginning Balance	Revenues	Net Allocations	Expenditures	Increase (Decrease)	Ending Balance
300390-00000	HEALTH CTR FEE RESERVE						
	Revenue						
	Fees		9,100,000				
	Investment Income		110,126				
	Expense						
	Operations and Maintenance				10,126		
	Account Total	0	9,210,126	9,200,000-	10,126	0	0
300410-00000	EMS EVENTS						
	Revenue						
	Sales and Services		370,000				
	Expense						
	Salaries - Non-Faculty				52,020		
	Wages				250,000		
	Benefits				17,000		
	Operations and Maintenance				50,980		
	Account Total	0	370,000	0	370,000	0	0
300420-00000	REC SPORTS GENERATED REV OP ACCT						
	Revenue						
	Sales and Services		3,292,895				
	Investment Income		15,636				
	Expense						
	Salaries - Non-Faculty				1,112,814		
	Wages				700,299		
	Benefits				282,752		
	Scholarships				4,500		
	Operations and Maintenance				555,638		
	Account Total	0	3,308,531	650,670-	2,656,003	1,858	1,858
300460-00000	MEMORIAL STUDENT CENTER STUDENT PRO						
	Revenue						
	Gifts		264,661				
	Sales and Services		482,949				
	Investment Income		20,000				
	Other Operating Inc		29,236				
	Expense						
	Salaries - Non-Faculty				12,560		
	Wages				13,137		
	Operations and Maintenance				44,606		
	Equipment (Capitalized)				817,161		
	Account Total	0	796,846	90,618	887,464	0	0

Printed on a Xerox 9700 Laser Printing System at the Computing Services Center / Texas A&M University

Form: URGB01 (02/05/85)

Account	Description	Beginning Balance	Revenues	Net Allocations	Expenditures	Increase (Decrease)	Ending Balance
300480-00000	UNIVERSITY CENTER COMPLEX						
	Revenue						
	Sales and Services		1,450,000				
	Expense						
	Salaries - Non-Faculty				11,500		
	Wages				575,000		
	Benefits				50,000		
	Utilities				200,000		
	Operations and Maintenance				834,625		
	Account Total	0	1,450,000	221,125	1,671,125	0	0
300520-00000	RV PARK OPERATION						
	Revenue						
	Sales and Services		471,979				
	Investment Income		5,855				
	Expense						
	Salaries - Non-Faculty				99,666		
	Wages				11,000		
	Benefits				29,548		
	Utilities				22,267		
	Operations and Maintenance				21,412		
	Equipment (Capitalized)				250,000		
	Account Total	795,763	477,834	0	433,893	43,941	839,704
300530-00000	STUDENT HEALTH SERVICES RENEWAL						
	Expense						
	Operations and Maintenance				413,276		
	Account Total	400,000	0	13,276	413,276	400,000-	0
300540-00000	TRANSPORTATION SERVICES						
	Revenue						
	Sales and Services		28,411,823				
	Investment Income		233,010				
	Expense						
	Salaries - Non-Faculty				5,415,003		
	Wages				302,267		
	Benefits				1,637,741		
	Utilities				558,868		
	Operations and Maintenance				8,458,378		
	Equipment (Capitalized)				5,655,000		
	Account Total	9,161,468	28,644,833	8,349,685-	22,027,257	1,732,109-	7,429,359

Printed on a Xerox 9700 Laser Printing System at the Computing Services Center / Texas A&M University

Form: URGB01 (02/05/85)

Account	Description	Beginning Balance	Revenues	Net Allocations	Expenditures	Increase (Decrease)	Ending Balance
300620-00000	RESIDENCE HALLS						
	Revenue						
	Sales and Services		60,254,339				
	Investment Income		1,025,620				
	Other Operating Inc		905,000				
	Expense						
	Salaries - Non-Faculty				4,202,722		
	Wages				2,826,371		
	Benefits				1,320,225		
	Utilities				8,400,675		
	Operations and Maintenance				15,264,945		
	Account Total	335,923	62,184,959	30,505,944-	32,014,938	335,923-	0
300720-00000	STUDENT CENTER COMPLEX FEE						
	Revenue						
	Fees		4,800,000				
	Expense						
	Operations and Maintenance				634,334		
	Account Total	0	4,800,000	4,165,666-	634,334	0	0
300750-00000	STUDENT MEDIA						
	Revenue						
	Sales and Services		449,000				
	Expense						
	Salaries - Non-Faculty				119,778		
	Wages				47,300		
	Benefits				33,000		
	Operations and Maintenance				224,579		
	Account Total	0	449,000	24,343-	424,657	0	0
300770-00000	UNIVERSITY CENTER COMPLEX						
	Expense						
	Salaries - Non-Faculty				2,230,503		
	Wages				200,000		
	Benefits				828,417		
	Utilities				217,080		
	Account Total	0	0	3,476,000	3,476,000	0	0
300920-00000	SHUTTLE BUS OPERATIONS						
	Revenue						
	Sales and Services		35,859				
	Investment Income		123,000				
	Other Operating Inc		35,000				
	Expense						
	Equipment (Capitalized)				185,000		
	Account Total	638,012	193,859	0	185,000	8,859	646,871

Printed on a Xerox 9700 Laser Printing System at the Computing Services Center / Texas A&M University

Form: URGB01 (02/05/85)

Account	Description	Beginning Balance	Revenues	Net Allocations	Expenditures	Increase (Decrease)	Ending Balance
300940-00000	TOWN HALL PROGRAM						
	Revenue						
	Gifts		600				
	Sales and Services		513,537				
	Investment Income		578				
	Expense						
	Operations and Maintenance				516,515		
	Account Total	0	514,715	1,800	516,515	0	0
300990-00000	UNIVERSITY CENTER RENOVATION						
	Expense						
	Operations and Maintenance				582,000		
	Account Total	0	0	582,000	582,000	0	0
301060-00000	MSC OPAS OPERATING - A						
	Revenue						
	Gifts		663,739				
	Sales and Services		2,183,732				
	Other Operating Inc		2,000				
	Expense						
	Operations and Maintenance				2,504,471		
	Account Total	0	2,849,471	95,000-	2,504,471	250,000	250,000
301090-00000	CHF WHITE CREEK RES HALL						
	Revenue						
	Contracts and Grant		513,643				
	Expense						
	Salaries - Non-Faculty				132,968		
	Wages				328,324		
	Benefits				52,351		
	Account Total	0	513,643	0	513,643	0	0
301110-00000	REED ARENA						
	Revenue						
	Gifts		523,462				
	Sales and Services		2,500,000				
	Investment Income		128,174				
	Expense						
	Salaries - Non-Faculty				513,158		
	Wages				273,230		
	Benefits				129,118		
	Utilities				571,228		
	Operations and Maintenance				1,434,665		
	Account Total	8,115,793	3,151,636	0	2,921,399	230,237	8,346,030

Printed on a Xerox 9700 Laser Printing System at the Computing Services Center / Texas A&M University

Form: URGB01 (02/05/85)

Account	Description	Beginning Balance	Revenues	Net Allocations	Expenditures	Increase (Decrease)	Ending Balance
301170-00000	TAMU BOOKSTORE CONTRACT OPERATIONS						
	Revenue						
	Sales and Services		3,230,000				
	Investment Income		20,000				
	Expense						
	Utilities				205,983		
	Account Total	0	3,250,000	1,999,000-	205,983	1,045,017	1,045,017
301180-00000	REC SPORTS RENEWAL & MODIFICATIONS						
	Revenue						
	Investment Income		13,568				
	Expense						
	Equipment (Capitalized)				213,568		
	Account Total	0	13,568	200,000	213,568	0	0
301710-00000	RC SLOCUM NUTRITION CENTER						
	Revenue						
	Sales and Services		250,000				
	Expense						
	Operations and Maintenance				1,984,000		
	Account Total	0	250,000	1,734,000	1,984,000	0	0
301790-00000	RECREATIONAL SPORTS FEE						
	Revenue						
	Fees		13,052,734				
	Account Total	0	13,052,734	12,950,748-	0	101,986	101,986
301960-00000	RECREATIONAL SPORTS OPERATING						
	Revenue						
	Investment Income		82,183				
	Expense						
	Salaries - Non-Faculty				1,541,682		
	Wages				1,839,069		
	Benefits				415,800		
	Utilities				1,800,000		
	Scholarships				57,000		
	Operations and Maintenance				2,937,000		
	Account Total	0	82,183	8,508,368	8,590,551	0	0
301970-00000	STUDENT REC CTR BLDG RENEW/MODIFY						
	Revenue						
	Investment Income		21,571				
	Expense						
	Equipment (Capitalized)				621,571		
	Account Total	0	21,571	600,000	621,571	0	0

Printed on a Xerox 9700 Laser Printing System at the Computing Services Center / Texas A&M University

Form: URGB01 (02/05/85)

Account	Description	Beginning Balance	Revenues	Net Allocations	Expenditures	Increase (Decrease)	Ending Balance
302030-00000	RENTSLINE - STUDENT LIFE						
	Revenue						
	Sales and Services		12,500				
	Expense						
	Salaries - Non-Faculty				12,000		
	Benefits				500		
	Account Total	0	12,500	0	12,500	0	0
302150-00000	AUXILIARY ENTERPRISES INVEST EARNIN						
	Revenue						
	Investment Income		4,800,000				
	Account Total	0	4,800,000	3,864,566-	0	935,434	935,434
302250-00000	AVPA BOX OFFICE						
	Revenue						
	Sales and Services		7,500				
	Expense						
	Scholarships				2,500		
	Operations and Maintenance				5,000		
	Account Total	0	7,500	0	7,500	0	0
302270-00000	CALENDAR ACCOUNT						
	Expense						
	Operations and Maintenance				30,400		
	Account Total	30,400	0	0	30,400	30,400-	0
302280-00000	MSC WILEY ENDOWED LECTURE SERIES						
	Revenue						
	Gifts		105,963				
	Sales and Services		45,987				
	Expense						
	Operations and Maintenance				147,820		
	Account Total	0	151,950	4,130-	147,820	0	0
302310-00000	AUXILIARY-OTHER STUDENT FEES (70)						
	Revenue						
	Exemptions		1,400,000				
	Expense						
	Scholarships				1,400,000		
	Account Total	0	1,400,000	0	1,400,000	0	0

Printed on a Xerox 9700 Laser Printing System at the Computing Services Center / Texas A&M University

Form: URGB01 (02/05/85)

Account	Description	Beginning Balance	Revenues	Net Allocations	Expenditures	Increase (Decrease)	Ending Balance
302450-00000	CHILDREN'S CENTER - OPERATING						
	Revenue						
	Sales and Services		1,475,000				
	Investment Income		3,688				
	Expense						
	Salaries - Non-Faculty				731,993		
	Wages				200,000		
	Benefits				252,118		
	Utilities				33,500		
	Operations and Maintenance				408,444		
	Account Total	0	1,478,688	147,367	1,626,055	0	0
302520-00000	STUDENT AFFAIRS AUXILIARY ADMIN						
	Revenue						
	Investment Income		13,371				
	Expense						
	Salaries - Non-Faculty				580,451		
	Wages				40,000		
	Benefits				100,000		
	Operations and Maintenance				55,428		
	Account Total	0	13,371	762,508	775,879	0	0
302630-00000	BOOKSTORE - LAW SCHOOL						
	Revenue						
	Sales and Services		600,000				
	Expense						
	Operations and Maintenance				600,000		
	Account Total	0	600,000	0	600,000	0	0
302750-00000	RUDDER THEATRE COMPLEX						
	Revenue						
	Sales and Services		1,800,000				
	Expense						
	Wages				350,000		
	Benefits				35,000		
	Utilities				150,000		
	Operations and Maintenance				983,130		
	Account Total	0	1,800,000	281,870-	1,518,130	0	0
302850-00000	EMERGENCY MEDICAL CONSORTIUM						
	Expense						
	Salaries - Non-Faculty				181,160		
	Wages				300,000		
	Benefits				48,000		
	Operations and Maintenance				20,840		
	Account Total	0	0	550,000	550,000	0	0

Printed on a Xerox 9700 Laser Printing System at the Computing Services Center / Texas A&M University

Form: URGB01 (02/05/85)

Account	Description	Beginning Balance	Revenues	Net Allocations	Expenditures	Increase (Decrease)	Ending Balance
302870-00000	CORPS OPERATIONS/PMC/RECRUITING						
	Expense						
	Operations and Maintenance				357,000		
	Account Total	0	0	357,000	357,000	0	0
302880-00000	AGGIE BAND BOWL TRAVEL						
	Expense						
	Operations and Maintenance				275,000		
	Account Total	0	0	275,000	275,000	0	0
302890-00000	MSC/UNIV CTR FACILITIES RENOVATION						
	Revenue						
	Fees		7,200,000				
	Expense						
	Operations and Maintenance				2,556,022		
	Account Total	0	7,200,000	4,643,978-	2,556,022	0	0
302960-00000	EMS REVENUE						
	Revenue						
	Sales and Services		320,000				
	Expense						
	Salaries - Non-Faculty				96,888		
	Wages				70,000		
	Benefits				27,000		
	Operations and Maintenance				126,112		
	Account Total	0	320,000	0	320,000	0	0
302970-00000	SHS REVENUE						
	Revenue						
	Sales and Services		3,900,000				
	Expense						
	Operations and Maintenance				3,400,000		
	Account Total	0	3,900,000	500,000-	3,400,000	0	0
302980-00000	TRANSIT CHARTERS						
	Revenue						
	Sales and Services		1,292,282				
	Expense						
	Salaries - Non-Faculty				147,916		
	Wages				108,150		
	Benefits				35,081		
	Utilities				650		
	Operations and Maintenance				868,053		
	Account Total	1,966,036	1,292,282	0	1,159,850	132,432	2,098,468

Printed on a Xerox 9700 Laser Printing System at the Computing Services Center / Texas A&M University

Form: URGB01 (02/05/85)

Account	Description	Beginning Balance	Revenues	Net Allocations	Expenditures	Increase (Decrease)	Ending Balance
302990-00000	JUNIOR AGGIE CLUB						
	Revenue						
	Sales and Services		15,000				
	Expense						
	Operations and Maintenance				15,000		
	Account Total	0	15,000	0	15,000	0	0
303000-00000	VARSITY TENNIS FACILITY OPERATIONS						
	Revenue						
	Sales and Services		90,000				
	Expense						
	Wages				5,000		
	Benefits				500		
	Operations and Maintenance				84,500		
	Account Total	0	90,000	0	90,000	0	0
303020-00000	MSC BUILDING MAINTENANCE/RENEWAL						
	Expense						
	Operations and Maintenance				210,000		
	Account Total	0	0	210,000	210,000	0	0
303080-00000	STUDENT AFFAIRS AUXILIARY FUNDING						
	Expense						
	Operations and Maintenance				171,510		
	Account Total	0	0	171,510	171,510	0	0
303100-00000	STUDENT LIFE AUX FUNDING						
	Expense						
	Salaries - Non-Faculty				31,125		
	Benefits				9,338		
	Operations and Maintenance				267,910		
	Account Total	0	0	308,373	308,373	0	0
303110-00000	AGGIE BAND AUX FUNDING						
	Expense						
	Salaries - Non-Faculty				200,385		
	Benefits				42,496		
	Operations and Maintenance				7,767		
	Account Total	0	0	250,648	250,648	0	0
303120-00000	STUDENT LIFE STUDIES AUX FUNDING						
	Expense						
	Salaries - Non-Faculty				80,021		
	Wages				10,000		
	Benefits				65,790		
	Operations and Maintenance				6,642		
	Account Total	0	0	162,453	162,453	0	0

Printed on a Xerox 9700 Laser Printing System at the Computing Services Center / Texas A&M University

Form: URGB01 (02/05/85)

Account	Description	Beginning Balance	Revenues	Net Allocations	Expenditures	Increase (Decrease)	Ending Balance
303140-00000	NSP - E COMMERCE AUX ACCOUNT						
	Revenue						
	Sales and Services		450,000				
	Expense						
	Salaries - Non-Faculty				119,044		
	Benefits				32,100		
	Operations and Maintenance				298,856		
	Account Total	0	450,000	0	450,000	0	0
303150-00000	RECREATION PARK & TOURISM SCIENCES						
	Expense						
	Salaries - Non-Faculty				50,389		
	Benefits				3,838		
	Account Total	227	0	54,000	54,227	227-	0
303170-00000	SL - HEALTH PROMOTION						
	Expense						
	Salaries - Non-Faculty				132,689		
	Benefits				39,500		
	Operations and Maintenance				49,877		
	Account Total	0	0	222,066	222,066	0	0
337001-00000	UAF-PATT						
	Revenue						
	Fees		144,750				
	Expense						
	Salaries - Non-Faculty				2,507,449		
	Wages				1,706,830		
	Benefits				766,999		
	Utilities				6,000		
	Operations and Maintenance				3,480,239		
	Equipment (Capitalized)				150,000		
	Account Total	1,415,581	144,750	8,412,026	8,617,517	60,741-	1,354,840

Printed on a Xerox 9700 Laser Printing System at the Computing Services Center / Texas A&M University

Form: URGB01 (02/05/85)

Account	Description	Beginning Balance	Revenues	Net Allocations	Expenditures	Increase (Decrease)	Ending Balance
Auxiliary Enterprises - Board Approved							
	Revenue						
	Fees		34,326,484				
	Discounts and Allow		7,299,702-				
	Exemptions		1,400,000				
	Contracts and Grant		513,643				
	Gifts		34,656,302				
	Sales and Services		218,595,360				
	Discounts and Allow		11,398,379-				
	Investment Income		6,896,742				
	Other Operating Inc		1,828,236				
	Expense						
	Salaries - Non-Faculty				54,496,861		
	Wages				25,410,299		
	Benefits				14,596,520		
	Utilities				16,290,187		
	Scholarships				12,567,036		
	Scholarship Discounts				6,761,876-		
	Operations and Maintenance				96,291,555		
	Equipment (Capitalized)				10,331,686		
	Grand Total	22,865,703	279,518,686	55,711,336-	223,222,268	585,082	23,450,785

Printed on a Xerox 9700 Laser Printing System at the Computing Services Center / Texas A&M University

Form: URGB01 (02/05/85)

Account	Description	Beginning Balance	Revenues	Net Allocations	Expenditures	Increase (Decrease)	Ending Balance
400000-00001	PROJECT ZERO - PHYSICS						
	Expense						
	Salaries - Non-Faculty				3,078,447		
	Benefits				861,702		
	Account Total	0	0	0	3,940,149	3,940,149-	3,940,149-
400000-00004	PROJECT ZERO - MATH						
	Expense						
	Salaries - Faculty				1,000,000		
	Salaries - Non-Faculty				372,000		
	Benefits				388,000		
	Account Total	0	0	0	1,760,000	1,760,000-	1,760,000-
400000-00005	PROJECT ZERO - CHEMISTRY						
	Expense						
	Salaries - Faculty				423,250		
	Salaries - Non-Faculty				1,371,911		
	Wages				1,473,756		
	Benefits				731,083		
	Account Total	0	0	0	4,000,000	4,000,000-	4,000,000-
400000-00006	PROJECT ZERO - BIOLOGY						
	Expense						
	Salaries - Faculty				140,000		
	Salaries - Non-Faculty				2,172,000		
	Benefits				780,000		
	Account Total	0	0	0	3,092,000	3,092,000-	3,092,000-
400000-00007	PROJECT ZERO - STATISTICS						
	Expense						
	Salaries - Faculty				160,000		
	Salaries - Non-Faculty				473,680		
	Benefits				158,000		
	Account Total	0	0	0	791,680	791,680-	791,680-
400000-00008	PROJECT ZERO - COLLEGE OF SCIENCE						
	Expense						
	Salaries - Non-Faculty				300,000		
	Benefits				100,000		
	Operations and Maintenance				100,000		
	Account Total	0	0	0	500,000	500,000-	500,000-
400000-00014	PROJECT ZERO-TAMU COLONIAS PROGRAM						
	Expense						
	Salaries - Non-Faculty				948,000		
	Benefits				238,000		
	Account Total	0	0	0	1,186,000	1,186,000-	1,186,000-

Printed on a Xerox 9700 Laser Printing System at the Computing Services Center / Texas A&M University

Form: URGB01 (02/05/85)

Account	Description	Beginning Balance	Revenues	Net Allocations	Expenditures	Increase (Decrease)	Ending Balance
400000-00015	PROJECT ZERO - CYCLOTRON INSTITUTE						
	Expense						
	Salaries - Faculty				155,250		
	Salaries - Non-Faculty				1,273,500		
	Benefits				400,100		
	Account Total	0	0	0	1,828,850	1,828,850-	1,828,850-
400000-00017	PROJECT ZERO - ADMISSIONS						
	Expense						
	Salaries - Non-Faculty				1,600,000		
	Benefits				480,000		
	Account Total	0	0	0	2,080,000	2,080,000-	2,080,000-
400000-00018	PROJECT ZERO - PPRI						
	Expense						
	Salaries - Non-Faculty				1,659,149		
	Benefits				497,745		
	Operations and Maintenance				43,106		
	Account Total	0	0	0	2,200,000	2,200,000-	2,200,000-
400000-00020	PROJECT ZERO - CLAR						
	Expense						
	Salaries - Faculty				220,000		
	Salaries - Non-Faculty				315,000		
	Benefits				125,000		
	Account Total	0	0	0	660,000	660,000-	660,000-
400000-00031	PROJECT ZERO - IQSE						
	Expense						
	Salaries - Non-Faculty				1,500,000		
	Account Total	0	0	0	1,500,000	1,500,000-	1,500,000-
400000-00032	PROJECT ZERO - VTAN						
	Expense						
	Salaries - Faculty				500,000		
	Salaries - Non-Faculty				1,100,000		
	Account Total	0	0	0	1,600,000	1,600,000-	1,600,000-
400000-01000	CLAG - COLLEGE OF AG						
	Expense						
	Salaries - Non-Faculty				69,260		
	Wages				10,000		
	Benefits				12,000		
	Account Total	0	0	0	91,260	91,260-	91,260-

Printed on a Xerox 9700 Laser Printing System at the Computing Services Center / Texas A&M University

Form: URGB01 (02/05/85)

Account	Description	Beginning Balance	Revenues	Net Allocations	Expenditures	Increase (Decrease)	Ending Balance
400000-02000	BCBP - BIOCHEMISTRY						
	Expense						
	Salaries - Non-Faculty				522,732		
	Benefits				126,940		
	Account Total	0	0	0	649,672	649,672-	649,672-
401051-00001	NSF - GYROSCOPE LIKE METAL COMPLEXE						
	Expense						
	Salaries - Non-Faculty				19,175		
	Benefits				5,381		
	Operations and Maintenance				75,444		
	Account Total	100,000	0	0	100,000	100,000-	0
401081-00001	NSF - UNVEILING THE ENIGMATIC BIOSY						
	Expense						
	Salaries - Non-Faculty				39,812		
	Benefits				11,545		
	Scholarships				19,355		
	Operations and Maintenance				54,288		
	Account Total	125,000	0	0	125,000	125,000-	0
401261-00001	CRISP TYPE 2/COLLABORATIVE RESEARCH						
	Expense						
	Salaries - Faculty				75,000		
	Salaries - Non-Faculty				75,000		
	Benefits				30,000		
	Scholarships				15,000		
	Operations and Maintenance				105,000		
	Account Total	0	0	0	300,000	300,000-	300,000-
401421-00001	DMREF: COLLABORATIVE RESEARCH: INTE						
	Expense						
	Salaries - Non-Faculty				49,600		
	Benefits				14,804		
	Operations and Maintenance				35,596		
	Account Total	100,000	0	0	100,000	100,000-	0
401591-00001	CDS&E: CYCLIC TETRAPEPTIDE PROBES F						
	Expense						
	Salaries - Non-Faculty				18,620		
	Benefits				5,220		
	Scholarships				2,560		
	Operations and Maintenance				48,600		
	Account Total	75,000	0	0	75,000	75,000-	0

Printed on a Xerox 9700 Laser Printing System at the Computing Services Center / Texas A&M University

Form: URGB01 (02/05/85)

Account	Description	Beginning Balance	Revenues	Net Allocations	Expenditures	Increase (Decrease)	Ending Balance
405501-00001	STUDYING REVERSIBLE HISTONE ACYLATI						
	Expense						
	Salaries - Non-Faculty				9,270		
	Benefits				2,689		
	Scholarships				10,527		
	Operations and Maintenance				52,514		
	Account Total	75,000	0	0	75,000	75,000-	0
405701-00001	DHHS-NIH-NIGMS - NATIVE ION MOBILIT						
	Expense						
	Salaries - Non-Faculty				67,079		
	Benefits				20,529		
	Operations and Maintenance				37,392		
	Account Total	125,000	0	0	125,000	125,000-	0
405811-00001	ENZYMATIC HYDROLYSIS OF ORGANOPHOSP						
	Expense						
	Salaries - Non-Faculty				33,827		
	Benefits				9,403		
	Operations and Maintenance				26,770		
	Account Total	70,000	0	0	70,000	70,000-	0
412501-00001	NSF - THEORETICAL STUDIES OF INORGA						
	Expense						
	Salaries - Non-Faculty				24,631		
	Benefits				7,091		
	Operations and Maintenance				68,278		
	Account Total	100,000	0	0	100,000	100,000-	0
412561-00001	NIH - STRUCTURE AND MECHANISM OF TH						
	Expense						
	Salaries - Non-Faculty				10,558		
	Benefits				3,885		
	Scholarships				4,662		
	Operations and Maintenance				55,895		
	Account Total	75,000	0	0	75,000	75,000-	0
412721-00000	RISK ASSESSMENT SUPPORT AND TRAININ						
	Revenue						
	Contracts and Grant		110,000				
	Account Total	50,000	110,000	0	0	110,000	160,000
412721-00001	RISK ASSESSMENT SUPPORT AND TRAININ						
	Expense						
	Salaries - Faculty				95,000		
	Benefits				6,000		
	Account Total	0	0	0	101,000	101,000-	101,000-

Printed on a Xerox 9700 Laser Printing System at the Computing Services Center / Texas A&M University

Form: URGB01 (02/05/85)

Account	Description	Beginning Balance	Revenues	Net Allocations	Expenditures	Increase (Decrease)	Ending Balance
413271-00001	A NOVEL METAL-ORGANIC FRAMEWORK MAT						
	Expense						
	Salaries - Non-Faculty				16,472		
	Benefits				4,759		
	Operations and Maintenance				13,769		
	Account Total	35,000	0	0	35,000	35,000-	0
414031-00001	DEVELOPMENT OF POLYCARBONATE MICELL						
	Expense						
	Salaries - Non-Faculty				39,140		
	Benefits				11,350		
	Scholarships				5,571		
	Operations and Maintenance				43,939		
	Account Total	100,000	0	0	100,000	100,000-	0
414071-00001	MICROBIAL CAMOUFLAGE OF VALUED RESO						
	Expense						
	Salaries - Non-Faculty				16,000		
	Benefits				4,320		
	Operations and Maintenance				9,680		
	Account Total	30,000	0	0	30,000	30,000-	0
414101-00001	REACTIVITY AND MECHANISMS IN POST-M						
	Expense						
	Salaries - Non-Faculty				39,200		
	Benefits				11,350		
	Operations and Maintenance				49,450		
	Account Total	100,000	0	0	100,000	100,000-	0
414321-00001	STUDIES OF REACTIVE AMORPHOUS COMPO						
	Expense						
	Salaries - Non-Faculty				41,196		
	Benefits				11,947		
	Operations and Maintenance				46,857		
	Account Total	100,000	0	0	100,000	100,000-	0
414561-00001	NIH-R35-MIRROR IMAGE APTAMERS						
	Expense						
	Salaries - Non-Faculty				37,200		
	Benefits				10,754		
	Operations and Maintenance				52,046		
	Account Total	100,000	0	0	100,000	100,000-	0
414701-00001	TEXAS A&M UNIVERSITY PROPOSAL TO SU						
	Expense						
	Salaries - Faculty				50,154		
	Salaries - Non-Faculty				238,575		
	Benefits				83,686		
	Account Total	372,415	0	0	372,415	372,415-	0

Printed on a Xerox 9700 Laser Printing System at the Computing Services Center / Texas A&M University

Form: URGB01 (02/05/85)

Account	Description	Beginning Balance	Revenues	Net Allocations	Expenditures	Increase (Decrease)	Ending Balance
415121-00001	CONTEXT RICH MASS SPECTROMETRY OF M						
	Expense						
	Salaries - Non-Faculty				41,723		
	Benefits				12,047		
	Operations and Maintenance				46,230		
	Account Total	100,000	0	0	100,000	100,000-	0
415881-00000	ED-TEACH GRANT 2017-2018						
	Revenue						
	Student Financial A		320,000				
	Expense						
	Scholarships				320,000		
	Account Total	0	320,000	0	320,000	0	0
415981-00000	ED-FEDERAL PELL GRANT 2017-2018						
	Revenue						
	Student Financial A		42,000,000				
	Expense						
	Scholarships				42,000,000		
	Account Total	0	42,000,000	0	42,000,000	0	0
415982-00000	ED-FEDERAL WORK STUDY 2017-2018						
	Revenue						
	Student Financial A		1,700,000				
	Expense						
	Wages				1,700,000		
	Account Total	0	1,700,000	0	1,700,000	0	0
415984-00000	ED-FED SUPPLEMENT ED OPP PROG 17-18						
	Revenue						
	Student Financial A		800,000				
	Expense						
	Scholarships				800,000		
	Account Total	0	800,000	0	800,000	0	0
416321-00001	NOVEL BIOCHEMICAL PATHWAYS FOR THE						
	Expense						
	Salaries - Non-Faculty				9,948		
	Benefits				2,868		
	Operations and Maintenance				37,184		
	Account Total	50,000	0	0	50,000	50,000-	0

Printed on a Xerox 9700 Laser Printing System at the Computing Services Center / Texas A&M University

Form: URGB01 (02/05/85)

Account	Description	Beginning Balance	Revenues	Net Allocations	Expenditures	Increase (Decrease)	Ending Balance
425502-00001	GEO BUSH LIBRARY-SECURITY						
	Revenue						
	Contracts and Grant		1,069,576				
	Expense						
	Salaries - Non-Faculty				612,251		
	Wages				57,923		
	Benefits				156,715		
	Operations and Maintenance				100,000		
	Account Total	0	1,069,576	0	926,889	142,687	142,687
440541-00001	DOW - ADVANCED TECHNOLOGIES - 45.5%						
	Expense						
	Salaries - Non-Faculty				12,155		
	Benefits				3,474		
	Operations and Maintenance				19,371		
	Account Total	35,000	0	0	35,000	35,000-	0
441511-00000	DOE-MOLECULAR MAGNETS BASED ON A						
	Revenue						
	Contracts and Grant		125,000				
	Expense						
	Salaries - Non-Faculty				63,173		
	Benefits				18,321		
	Operations and Maintenance				43,506		
	Account Total	0	125,000	0	125,000	0	0
442191-00000	ED-TAMU CENTER INTERNATL BUSINESS						
	Revenue						
	Contracts and Grant		270,400				
	Account Total	0	270,400	0	0	270,400	270,400
442191-00001	TAMU CENTER FOR INTERNATIONAL BUSIN						
	Expense						
	Salaries - Faculty				70,515		
	Salaries - Non-Faculty				55,301		
	Benefits				30,695		
	Operations and Maintenance				105,000		
	Account Total	0	0	0	261,511	261,511-	261,511-
442381-00001	CENTER FOR GAS - 45.5%						
	Expense						
	Salaries - Non-Faculty				65,098		
	Benefits				18,877		
	Scholarships				3,085		
	Operations and Maintenance				12,940		
	Account Total	100,000	0	0	100,000	100,000-	0

Printed on a Xerox 9700 Laser Printing System at the Computing Services Center / Texas A&M University

Form: URGB01 (02/05/85)

Account	Description	Beginning Balance	Revenues	Net Allocations	Expenditures	Increase (Decrease)	Ending Balance
443391-00001	COMPLEX FUNCTIONAL MATERIALS ACCESS						
	Expense						
	Salaries - Non-Faculty				12,390		
	Benefits				3,584		
	Operations and Maintenance				19,026		
	Account Total	35,000	0	0	35,000	35,000-	0
443611-00001	CENTER FOR RISK-BASED COMMUNITY RES						
	Expense						
	Salaries - Non-Faculty				80,000		
	Benefits				16,000		
	Scholarships				7,500		
	Operations and Maintenance				36,500		
	Account Total	0	0	0	140,000	140,000-	140,000-
444001-00001	NEW RADICAL SAM ENZYMES IN MENAQUI						
	Expense						
	Salaries - Non-Faculty				31,251		
	Benefits				8,871		
	Scholarships				13,093		
	Operations and Maintenance				21,785		
	Account Total	75,000	0	0	75,000	75,000-	0
445594-00001	RECRUITMENT OF FIRST-TIME YEAR 4						
	Expense						
	Salaries - Non-Faculty				82,046		
	Benefits				23,597		
	Scholarships				18,663		
	Operations and Maintenance				75,694		
	Account Total	200,000	0	0	200,000	200,000-	0
445892-00001	HERD HEALTH MANAGEMENT FY18						
	Expense						
	Wages				48,000		
	Benefits				1,500		
	Utilities				3,500		
	Operations and Maintenance				239,000		
	Account Total	292,000	0	0	292,000	292,000-	0
446281-00001	THERANOSTICS TARGETING METASTATIC B						
	Expense						
	Salaries - Non-Faculty				3,110		
	Benefits				5,439		
	Scholarships				1,189		
	Operations and Maintenance				40,262		
	Account Total	50,000	0	0	50,000	50,000-	0

Printed on a Xerox 9700 Laser Printing System at the Computing Services Center / Texas A&M University

Form: URGB01 (02/05/85)

Account	Description	Beginning Balance	Revenues	Net Allocations	Expenditures	Increase (Decrease)	Ending Balance
446291-00001	AOI 1L1 EVALUATION OF AMINE-INCORPO						
	Expense						
	Salaries - Non-Faculty				2,732		
	Benefits				7,573		
	Scholarships				2,835		
	Operations and Maintenance				11,860		
	Account Total	25,000	0	0	25,000	25,000-	0
450171-00000	BLACKSTONE LAUNCHPAD						
	Revenue						
	Contracts and Grant		155,319				
	Account Total	0	155,319	0	0	155,319	155,319
450171-00001	BLACKSTONE LAUNCHPAD						
	Expense						
	Salaries - Faculty				76,935		
	Salaries - Non-Faculty				48,460		
	Benefits				29,924		
	Account Total	0	0	0	155,319	155,319-	155,319-
455124-00000	RESEARCH FOUNDATION SPECIAL *TCR*						
	Revenue						
	Contracts and Grant		700,000				
	Expense						
	Salaries - Faculty				110,000		
	Salaries - Non-Faculty				420,000		
	Wages				45,000		
	Benefits				125,000		
	Account Total	0	700,000	0	700,000	0	0
455125-00000	OCEAN DRILLING PROGRAM *TCR*						
	Revenue						
	Contracts and Grant		8,500,000				
	Expense						
	Salaries - Non-Faculty				5,940,000		
	Wages				910,000		
	Benefits				1,650,000		
	Account Total	0	8,500,000	0	8,500,000	0	0
455646-00000	STARS - SCHOLARSHIP FUND						
	Revenue						
	Contracts and Grant		100,000				
	Expense						
	Scholarships				100,000		
	Account Total	0	100,000	0	100,000	0	0

Printed on a Xerox 9700 Laser Printing System at the Computing Services Center / Texas A&M University

Form: URGB01 (02/05/85)

Account	Description	Beginning Balance	Revenues	Net Allocations	Expenditures	Increase (Decrease)	Ending Balance
455870-00000	CPB-TV CSG & INTERCONNECT FY18-19						
	Revenue						
	Contracts and Grant		809,920				
	Expense						
	Operations and Maintenance				809,920		
	Account Total	0	809,920	0	809,920	0	0
455871-00000	CPB-RADIO COMMUNITY SVC FY18-19						
	Revenue						
	Contracts and Grant		93,646				
	Expense						
	Other Non-Operating Expense				93,646		
	Account Total	0	93,646	0	93,646	0	0
456448-20000	WELCH-A-1909 DEVELOPMENT CROSS-CHIR						
	Expense						
	Salaries - Non-Faculty				29,281		
	Benefits				8,469		
	Operations and Maintenance				27,250		
	Account Total	65,000	0	0	65,000	65,000-	0
456458-20000	A-1656 WERNER COMPLEXES AS "ORGANOC						
	Expense						
	Salaries - Non-Faculty				27,783		
	Benefits				8,057		
	Operations and Maintenance				29,160		
	Account Total	65,000	0	0	65,000	65,000-	0
456459-20000	A-0673 METAL PHOSPHONATES AS CRYSTA						
	Expense						
	Salaries - Non-Faculty				31,057		
	Benefits				8,961		
	Operations and Maintenance				24,982		
	Account Total	65,000	0	0	65,000	65,000-	0
467091-00001	NIH - 46%						
	Expense						
	Salaries - Non-Faculty				27,551		
	Benefits				15,733		
	Scholarships				25,488		
	Operations and Maintenance				56,228		
	Account Total	125,000	0	0	125,000	125,000-	0
469381-00001	DOD-DETOXIFICATION OF ORGANOPHOSPHA						
	Expense						
	Salaries - Non-Faculty				83,416		
	Benefits				23,657		
	Operations and Maintenance				42,927		
	Account Total	150,000	0	0	150,000	150,000-	0

Printed on a Xerox 9700 Laser Printing System at the Computing Services Center / Texas A&M University

Form: URGB01 (02/05/85)

Account	Description	Beginning Balance	Revenues	Net Allocations	Expenditures	Increase (Decrease)	Ending Balance
470182-00000	QF FY18 - ACADEMIC						
	Revenue						
	Contracts and Grant		23,699,038				
	Expense						
	Salaries - Faculty				3,607,919		
	Salaries - Non-Faculty				2,913,732		
	Wages				7,975,972		
	Benefits				1,252,157		
	Operations and Maintenance				7,695,608		
	Equipment (Capitalized)				253,650		
	Account Total	0	23,699,038	0	23,699,038	0	0
470192-00000	QF FY19 - ACADEMIC						
	Revenue						
	Contracts and Grant		47,531,409				
	Expense						
	Salaries - Faculty				7,215,838		
	Salaries - Non-Faculty				5,827,463		
	Wages				15,951,945		
	Benefits				2,504,314		
	Operations and Maintenance				15,524,549		
	Equipment (Capitalized)				507,300		
	Account Total	0	47,531,409	0	47,531,409	0	0
482182-00000	QF FY18 - RESEARCH						
	Revenue						
	Contracts and Grant		4,212,239				
	Expense						
	Salaries - Non-Faculty				845,833		
	Wages				1,370,411		
	Benefits				169,167		
	Operations and Maintenance				1,274,140		
	Equipment (Capitalized)				552,688		
	Account Total	0	4,212,239	0	4,212,239	0	0
482192-00000	QF FY19 - RESEARCH						
	Revenue						
	Contracts and Grant		8,291,145				
	Expense						
	Salaries - Non-Faculty				1,691,665		
	Wages				2,740,823		
	Benefits				338,333		
	Operations and Maintenance				2,414,949		
	Equipment (Capitalized)				1,105,375		
	Account Total	0	8,291,145	0	8,291,145	0	0

Printed on a Xerox 9700 Laser Printing System at the Computing Services Center / Texas A&M University

Form: URGB01 (02/05/85)

Account	Description	Beginning Balance	Revenues	Net Allocations	Expenditures	Increase (Decrease)	Ending Balance
483182-00000	QF FY18 - GRADUATE STUDIES						
	Revenue						
	Contracts and Grant		820,360				
	Expense						
	Salaries - Faculty				162,053		
	Salaries - Non-Faculty				121,750		
	Wages				206,759		
	Benefits				58,747		
	Operations and Maintenance				232,254		
	Equipment (Capitalized)				38,797		
	Account Total	0	820,360	0	820,360	0	0
483192-00000	QF FY19 - GRADUATE STUDIES						
	Revenue						
	Contracts and Grant		1,640,720				
	Expense						
	Salaries - Faculty				324,106		
	Salaries - Non-Faculty				243,500		
	Wages				413,517		
	Benefits				117,495		
	Operations and Maintenance				464,509		
	Equipment (Capitalized)				77,593		
	Account Total	0	1,640,720	0	1,640,720	0	0
484331-10110	QNRF-PERSONNEL-POST DOC 2-GUAN						
	Expense						
	Salaries - Non-Faculty				36,696		
	Benefits				10,515		
	Operations and Maintenance				32,789		
	Account Total	80,000	0	0	80,000	80,000-	0
484541-10102	OQ NIU SALARY						
	Expense						
	Salaries - Non-Faculty				16,853		
	Benefits				4,847		
	Operations and Maintenance				8,300		
	Account Total	30,000	0	0	30,000	30,000-	0

Printed on a Xerox 9700 Laser Printing System at the Computing Services Center / Texas A&M University

Form: URGB01 (02/05/85)

Account	Description	Beginning Balance	Revenues	Net Allocations	Expenditures	Increase (Decrease)	Ending Balance
490000-00000	CONTRACTS AND GRANTS FOR BUDGETS						
	Revenue						
	Contracts and Grant		25,640,100				
	Student Financial A		150,000				
	Sales and Services		850,000				
	Expense						
	Salaries - Faculty				8,115,000		
	Salaries - Non-Faculty				5,300,000		
	Wages				7,500,000		
	Benefits				600,000		
	Scholarships				1,000,000		
	Account Total	7,474,900	26,640,100	0	22,515,000	4,125,100	11,600,000
490001-00000	AG RESTRICTED CONTRACT ACCOUNTS						
	Revenue						
	Contracts and Grant		1,000,000				
	Expense						
	Salaries - Faculty				65,000		
	Salaries - Non-Faculty				275,000		
	Wages				19,000		
	Benefits				60,000		
	Scholarships				1,000,000		
	Operations and Maintenance				150,000		
	Account Total	569,000	1,000,000	0	1,569,000	569,000-	0
490002-00000	ARCHITECTURE RESTR. CONTRACT ACCT						
	Revenue						
	Contracts and Grant		2,400,000				
	Expense						
	Salaries - Faculty				300,000		
	Salaries - Non-Faculty				500,000		
	Wages				175,000		
	Benefits				200,000		
	Scholarships				125,000		
	Operations and Maintenance				800,000		
	Account Total	0	2,400,000	0	2,100,000	300,000	300,000
490003-00000	BUSINESS RESTRICTED CONTRACT ACCT						
	Revenue						
	Contracts and Grant		1,900,000				
	Expense						
	Salaries - Non-Faculty				100,000		
	Wages				170,000		
	Benefits				70,000		
	Operations and Maintenance				200,000		
	Account Total	0	1,900,000	0	540,000	1,360,000	1,360,000

Printed on a Xerox 9700 Laser Printing System at the Computing Services Center / Texas A&M University

Form: URGB01 (02/05/85)

Account	Description	Beginning Balance	Revenues	Net Allocations	Expenditures	Increase (Decrease)	Ending Balance
490004-00000	EDUCATION RESTRICTED CONTRACT ACCT						
	Revenue						
	Contracts and Grant		20,000,000				
	Expense						
	Salaries - Faculty				1,500,000		
	Wages				400,000		
	Benefits				1,500,000		
	Scholarships				600,000		
	Operations and Maintenance				8,000,000		
	Account Total	0	20,000,000	0	12,000,000	8,000,000	8,000,000
490005-00000	ENGINEERING RESTRICTED CONTRACT ACT						
	Revenue						
	Contracts and Grant		5,600,000				
	Expense						
	Salaries - Faculty				385,000		
	Wages				39,000		
	Benefits				200,000		
	Scholarships				600,000		
	Operations and Maintenance				2,500,000		
	Equipment (Capitalized)				1,800,000		
	Account Total	0	5,600,000	0	5,524,000	76,000	76,000
490006-00000	GEOSCIENCES RESTRICTED CONTRACT ACT						
	Revenue						
	Contracts and Grant		20,000,000				
	Expense						
	Salaries - Faculty				1,550,000		
	Salaries - Non-Faculty				4,610,000		
	Wages				225,000		
	Benefits				880,000		
	Scholarships				580,000		
	Operations and Maintenance				12,055,000		
	Equipment (Capitalized)				355,000		
	Account Total	0	20,000,000	0	20,255,000	255,000-	255,000-
490007-00000	LIBERAL ARTS RESTR.CONTRACT ACCT						
	Revenue						
	Contracts and Grant		5,800,000				
	Expense						
	Salaries - Faculty				300,000		
	Salaries - Non-Faculty				2,100,000		
	Wages				60,000		
	Benefits				620,000		
	Scholarships				450,000		
	Operations and Maintenance				2,300,000		
	Account Total	30,000	5,800,000	0	5,830,000	30,000-	0

Printed on a Xerox 9700 Laser Printing System at the Computing Services Center / Texas A&M University

Form: URGB01 (02/05/85)

Account	Description	Beginning Balance	Revenues	Net Allocations	Expenditures	Increase (Decrease)	Ending Balance
490008-00000	SCIENCE RESTRICTED CONTRACT ACCT						
	Revenue						
	Contracts and Grant		30,000,000				
	Investment Income		40,000				
	Expense						
	Benefits				2,500,000		
	Scholarships				1,500,000		
	Operations and Maintenance				4,400,000		
	Account Total	0	30,040,000	0	8,400,000	21,640,000	21,640,000
490009-00000	VET MED RESTRICTED CONTRACT ACCT						
	Revenue						
	Contracts and Grant		6,500,000				
	Expense						
	Salaries - Faculty				900,000		
	Salaries - Non-Faculty				700,000		
	Wages				30,000		
	Benefits				275,000		
	Scholarships				30,000		
	Operations and Maintenance				7,000,000		
	Account Total	2,435,000	6,500,000	0	8,935,000	2,435,000-	0
490016-00000	STUDENT AFFAIRS RESTR. CONTRACT ACT						
	Revenue						
	Contracts and Grant		200,000				
	Expense						
	Operations and Maintenance				200,000		
	Account Total	0	200,000	0	200,000	0	0
490017-00000	BUSH SCHOOL RESTRICTED CONTRACT ACC						
	Revenue						
	Contracts and Grant		1,200,000				
	Expense						
	Salaries - Faculty				350,000		
	Salaries - Non-Faculty				100,000		
	Wages				45,000		
	Benefits				95,000		
	Scholarships				40,000		
	Operations and Maintenance				570,000		
	Account Total	0	1,200,000	0	1,200,000	0	0
500044-00000	AFS INSTIT-DEV PRES *CR*						
	Revenue						
	Gifts		127,000				
	Expense						
	Salaries - Non-Faculty				104,400		
	Benefits				15,660		
	Operations and Maintenance				6,940		
	Account Total	0	127,000	0	127,000	0	0

Printed on a Xerox 9700 Laser Printing System at the Computing Services Center / Texas A&M University

Form: URGB01 (02/05/85)

Account	Description	Beginning Balance	Revenues	Net Allocations	Expenditures	Increase (Decrease)	Ending Balance
500181-00000	DEPT IMPROV FND-VET INTEGRATIVE BIO						
	Revenue						
	Gifts		40,000				
	Expense						
	Salaries - Faculty				31,409		
	Benefits				7,500		
	Operations and Maintenance				1,091		
	Account Total	0	40,000	0	40,000	0	0
500220-00000	COLLEGE OF VETERINARY MEDICINE SPEC						
	Revenue						
	Gifts		150,000				
	Expense						
	Salaries - Non-Faculty				56,240		
	Benefits				17,821		
	Operations and Maintenance				75,939		
	Account Total	0	150,000	0	150,000	0	0
500236-00000	CMIS - IMPROVEMENT						
	Revenue						
	Gifts		136,710				
	Expense						
	Salaries - Faculty				26,232		
	Salaries - Non-Faculty				22,046		
	Wages				2,500		
	Benefits				13,730		
	Operations and Maintenance				72,202		
	Account Total	0	136,710	0	136,710	0	0
500247-00000	SMALL ANIMAL CLINICAL SCIENCES DEV						
	Revenue						
	Gifts		30,000				
	Expense						
	Operations and Maintenance				30,000		
	Account Total	0	30,000	0	30,000	0	0
500262-00000	DEPT IMPROV FND-ENTOMOLOGY*DR*						
	Revenue						
	Gifts		100,000				
	Expense						
	Salaries - Faculty				25,000		
	Salaries - Non-Faculty				77,250		
	Wages				10,000		
	Benefits				20,000		
	Operations and Maintenance				60,000		
	Account Total	100,000	100,000	0	192,250	92,250-	7,750

Printed on a Xerox 9700 Laser Printing System at the Computing Services Center / Texas A&M University

Form: URGB01 (02/05/85)

Account	Description	Beginning Balance	Revenues	Net Allocations	Expenditures	Increase (Decrease)	Ending Balance
500316-00000	CENTER FOR HUMAN RESOURCE MGMT						
	Revenue						
	Gifts		113,689				
	Expense						
	Salaries - Non-Faculty				87,453		
	Benefits				26,236		
	Account Total	0	113,689	0	113,689	0	0
500396-00000	AFS - DEPT CONTINGENCY FUND - STUDE						
	Expense						
	Wages				200		
	Benefits				50		
	Operations and Maintenance				2,250		
	Account Total	2,500	0	0	2,500	2,500-	0
500408-00000	AFS - CONTINGENCY FUNDS - SR VPFN						
	Revenue						
	Gifts		2,500				
	Expense						
	Operations and Maintenance				2,500		
	Account Total	0	2,500	0	2,500	0	0
500449-00000	AFS KEYS TO EXCELLENCE AWARDS						
	Revenue						
	Gifts		8,000				
	Expense						
	Operations and Maintenance				8,000		
	Account Total	0	8,000	0	8,000	0	0
500484-00000	CENTER FOR NEW VENTURES DISCRETIONA						
	Revenue						
	Gifts		666,926				
	Expense						
	Salaries - Faculty				43,760		
	Salaries - Non-Faculty				472,627		
	Benefits				150,539		
	Account Total	0	666,926	0	666,926	0	0
500524-00000	DEPT IMPROV FND-GEOCHEM & ENV RESER						
	Expense						
	Operations and Maintenance				20,000		
	Account Total	20,000	0	0	20,000	20,000-	0
500571-00000	AFS - MARKETING - VP COMMUNICATIONS						
	Revenue						
	Gifts		1,500				
	Expense						
	Operations and Maintenance				1,500		
	Account Total	0	1,500	0	1,500	0	0

Printed on a Xerox 9700 Laser Printing System at the Computing Services Center / Texas A&M University

Form: URGB01 (02/05/85)

Account	Description	Beginning Balance	Revenues	Net Allocations	Expenditures	Increase (Decrease)	Ending Balance
510049-00000	AGRICULTURAL ECONOMICS SUPPORT PROG						
	Revenue						
	Gifts		175,000				
	Expense						
	Salaries - Non-Faculty				62,000		
	Wages				20,000		
	Benefits				12,000		
	Operations and Maintenance				100,000		
	Account Total	80,000	175,000	0	194,000	19,000-	61,000
510053-00000	LIBRARY PROFESSORSHIPS						
	Revenue						
	Gifts		32,500				
	Expense						
	Operations and Maintenance				32,500		
	Account Total	0	32,500	0	32,500	0	0
510054-00000	LEHRER, C&W DISTING CHAIR WATER ENG						
	Revenue						
	Gifts		92,508				
	Investment Income		7,492				
	Expense						
	Salaries - Faculty				23,381		
	Salaries - Non-Faculty				53,045		
	Benefits				24,000		
	Operations and Maintenance				8,000		
	Account Total	10,000	100,000	0	108,426	8,426-	1,574
510061-00000	M B ZALE - BESSLER SUPPORT						
	Revenue						
	Gifts		27,885				
	Expense						
	Wages				25,350		
	Benefits				2,535		
	Account Total	0	27,885	0	27,885	0	0
510069-00000	DAVIDSON CHAIR IN SCIENCE						
	Revenue						
	Investment Income		30,000				
	Expense						
	Wages				6,547		
	Benefits				731		
	Scholarships				12,587		
	Operations and Maintenance				10,135		
	Account Total	0	30,000	0	30,000	0	0

Printed on a Xerox 9700 Laser Printing System at the Computing Services Center / Texas A&M University

Form: URGB01 (02/05/85)

Account	Description	Beginning Balance	Revenues	Net Allocations	Expenditures	Increase (Decrease)	Ending Balance
510071-00000	COLLEGE OF AGRICULTURE DEVELOPM*DR*						
	Revenue						
	Gifts		32,362				
	Expense						
	Salaries - Non-Faculty				26,962		
	Benefits				5,400		
	Account Total	0	32,362	0	32,362	0	0
510100-00000	BUTLER, OD CHAIR - ANIMAL SCIENCE						
	Revenue						
	Investment Income		30,802				
	Expense						
	Salaries - Faculty				50,000		
	Salaries - Non-Faculty				20,000		
	Benefits				10,000		
	Operations and Maintenance				25,000		
	Account Total	110,000	30,802	0	105,000	74,198-	35,802
510121-00000	DAVIS, ROY B DIST PROFESSOR-AG COOP						
	Revenue						
	Investment Income		13,372				
	Expense						
	Salaries - Non-Faculty				24,000		
	Benefits				5,000		
	Operations and Maintenance				40,000		
	Account Total	74,396	13,372	0	69,000	55,628-	18,768
510137-00000	PRIVATE ENTERPRISE RESEARCH CEN*DR*						
	Revenue						
	Gifts		5,000				
	Investment Income		561,986				
	Expense						
	Salaries - Faculty				111,632		
	Salaries - Non-Faculty				314,029		
	Benefits				87,825		
	Operations and Maintenance				53,500		
	Account Total	0	566,986	0	566,986	0	0
510149-00000	READ, TOM & JOAN CHAIR						
	Revenue						
	Gifts		35,000				
	Expense						
	Salaries - Faculty				5,150		
	Salaries - Non-Faculty				20,660		
	Benefits				6,500		
	Operations and Maintenance				2,690		
	Account Total	0	35,000	0	35,000	0	0

Printed on a Xerox 9700 Laser Printing System at the Computing Services Center / Texas A&M University

Form: URGB01 (02/05/85)

Account	Description	Beginning Balance	Revenues	Net Allocations	Expenditures	Increase (Decrease)	Ending Balance
510154-00000	CHAIR IN AGRICULTURAL BIOTECHNO						
	Revenue						
	Investment Income		54,319				
	Expense						
	Salaries - Non-Faculty				15,000		
	Wages				5,000		
	Benefits				3,000		
	Operations and Maintenance				15,000		
	Account Total	0	54,319	0	38,000	16,319	16,319
510171-00000	WISEMAN-LEWIE WORTH CHAIR CARDIOLOG						
	Expense						
	Operations and Maintenance				50,000		
	Account Total	50,000	0	0	50,000	50,000-	0
510180-00000	CBA FELLOWS_*DR*						
	Revenue						
	Gifts		26,800				
	Expense						
	Wages				20,000		
	Benefits				2,000		
	Operations and Maintenance				4,800		
	Account Total	0	26,800	0	26,800	0	0
510204-00000	DOHERTY, W. T.-WELCH FDN CHAIR CHEM						
	Revenue						
	Investment Income		100,000				
	Expense						
	Salaries - Non-Faculty				32,373		
	Benefits				9,013		
	Scholarships				50,881		
	Operations and Maintenance				7,733		
	Account Total	0	100,000	0	100,000	0	0
510208-00000	WELCH, ROBERT A. CHAIR IN CHEMISTRY						
	Revenue						
	Investment Income		100,000				
	Expense						
	Wages				46,596		
	Benefits				12,581		
	Scholarships				26,322		
	Operations and Maintenance				14,501		
	Account Total	0	100,000	0	100,000	0	0

Printed on a Xerox 9700 Laser Printing System at the Computing Services Center / Texas A&M University

Form: URGB01 (02/05/85)

Account	Description	Beginning Balance	Revenues	Net Allocations	Expenditures	Increase (Decrease)	Ending Balance
510209-00000	WOLFE, R J-WELCH FND CHAIR IN SCI						
	Revenue						
	Investment Income		23,000				
	Expense						
	Salaries - Faculty				117,894		
	Salaries - Non-Faculty				137,106		
	Benefits				33,781		
	Operations and Maintenance				12,816		
	Account Total	278,597	23,000	0	301,597	278,597-	0
510210-00000	SAN ANTONIO LIVESTOCK EXPO CHAIR						
	Revenue						
	Investment Income		31,916				
	Expense						
	Salaries - Faculty				41,200		
	Salaries - Non-Faculty				45,900		
	Wages				15,000		
	Benefits				18,000		
	Operations and Maintenance				50,000		
	Account Total	300,000	31,916	0	170,100	138,184-	161,816
510239-00000	AFR YEAR END ENTRIES NON CASH (60)						
	Expense						
	Scholarship Discounts				55,274,835-		
	Account Total	0	0	55,274,835-	55,274,835-	0	0
510241-00000	MORRIS, M L CHAIR-VET CLINICAL NUTR						
	Revenue						
	Gifts		6,400				
	Expense						
	Salaries - Faculty				5,150		
	Benefits				1,250		
	Account Total	0	6,400	0	6,400	0	0
510266-00000	JORDAN JR PROF-CTR EDUC & RES F ENT						
	Revenue						
	Investment Income		25,000				
	Expense						
	Operations and Maintenance				25,000		
	Account Total	0	25,000	0	25,000	0	0
510289-00000	BUTLER, EUGENE CHAIR - AGRI BIOTECH						
	Revenue						
	Investment Income		31,916				
	Expense						
	Salaries - Faculty				26,780		
	Salaries - Non-Faculty				33,340		
	Benefits				25,000		
	Account Total	500,000	31,916	0	85,120	53,204-	446,796

Printed on a Xerox 9700 Laser Printing System at the Computing Services Center / Texas A&M University

Form: URGB01 (02/05/85)

Account	Description	Beginning Balance	Revenues	Net Allocations	Expenditures	Increase (Decrease)	Ending Balance
510330-00000	KLEBERG CHAIR-WILDLIFE & FISHER*DR*						
	Revenue						
	Investment Income		29,773				
	Expense						
	Salaries - Faculty				50,073		
	Benefits				10,000		
	Operations and Maintenance				14,700		
	Account Total	45,000	29,773	0	74,773	45,000-	0
510338-00000	MONTGOMERY, PRIV ENTERPRSE RSCH PRF						
	Revenue						
	Investment Income		25,000				
	Expense						
	Operations and Maintenance				25,000		
	Account Total	0	25,000	0	25,000	0	0
510339-00000	KIRBY DISTINGUISHED VISITING PROFES						
	Revenue						
	Investment Income		25,000				
	Expense						
	Operations and Maintenance				25,000		
	Account Total	0	25,000	0	25,000	0	0
510352-00000	SCHUBOT AVIAN HEALTH CENTER						
	Revenue						
	Gifts		237,088				
	Expense						
	Salaries - Faculty				58,000		
	Salaries - Non-Faculty				25,500		
	Operations and Maintenance				153,588		
	Account Total	0	237,088	0	237,088	0	0
510381-00000	ROSENTHAL CHAIR IN COLLEGE OF A						
	Revenue						
	Investment Income		31,775				
	Expense						
	Salaries - Faculty				77,250		
	Salaries - Non-Faculty				6,695		
	Benefits				16,000		
	Operations and Maintenance				4,500		
	Account Total	80,000	31,775	0	104,445	72,670-	7,330
510397-00000	SMALL ANIMAL RESEARCH GRANT____*DR*						
	Revenue						
	Gifts		76,000				
	Expense						
	Operations and Maintenance				76,000		
	Account Total	0	76,000	0	76,000	0	0

Printed on a Xerox 9700 Laser Printing System at the Computing Services Center / Texas A&M University

Form: URGB01 (02/05/85)

Account	Description	Beginning Balance	Revenues	Net Allocations	Expenditures	Increase (Decrease)	Ending Balance
510400-00000	RICHARDSON, CHRISTINE ENDOW PROFESS						
	Revenue						
	Investment Income		11,497				
	Expense						
	Salaries - Faculty				42,875		
	Salaries - Non-Faculty				55,000		
	Benefits				20,000		
	Operations and Maintenance				15,000		
	Account Total	185,173	11,497	0	132,875	121,378-	63,795
510402-00000	ENDOWED CHAIR IN URBAN ENTOMOLO						
	Revenue						
	Investment Income		40,649				
	Expense						
	Salaries - Faculty				61,800		
	Salaries - Non-Faculty				179,750		
	Wages				10,000		
	Benefits				38,000		
	Operations and Maintenance				10,000		
	Account Total	300,000	40,649	0	299,550	258,901-	41,099
510403-00000	WILEY, EARLINE & A P CHAIR VET MED						
	Revenue						
	Gifts		43,000				
	Expense						
	Operations and Maintenance				30,000		
	Account Total	0	43,000	0	30,000	13,000	13,000
510408-00000	MITCHELL INSTITUTE						
	Revenue						
	Gifts		450,000				
	Expense						
	Salaries - Non-Faculty				273,701		
	Benefits				103,799		
	Operations and Maintenance				72,500		
	Account Total	0	450,000	0	450,000	0	0
510425-00000	LIBRARY MATERIALS FOUNDATION TRANS						
	Revenue						
	Gifts		76,062				
	Expense						
	Equipment (Capitalized)				76,062		
	Account Total	0	76,062	0	76,062	0	0

Printed on a Xerox 9700 Laser Printing System at the Computing Services Center / Texas A&M University

Form: URGB01 (02/05/85)

Account	Description	Beginning Balance	Revenues	Net Allocations	Expenditures	Increase (Decrease)	Ending Balance
510458-00000	LIBRARY GENERAL GIFT FUND						
	Revenue						
	Investment Income		270				
	Expense						
	Operations and Maintenance				270		
	Account Total	0	270	0	270	0	0
510461-00000	BECHERT, FRED J LIBRARY FUND						
	Revenue						
	Investment Income		108				
	Expense						
	Operations and Maintenance				108		
	Account Total	0	108	0	108	0	0
510463-00000	STERLING C EVANS CHAIR - LIBRAR						
	Revenue						
	Investment Income		10,764				
	Expense						
	Operations and Maintenance				10,764		
	Account Total	0	10,764	0	10,764	0	0
510464-00000	FRIENDS OF STERLING C EVANS LIBRARY						
	Revenue						
	Gifts		5,000				
	Expense						
	Operations and Maintenance				5,000		
	Account Total	0	5,000	0	5,000	0	0
510466-00000	LIBRARY ENDOWMENTS FUND						
	Revenue						
	Investment Income		818				
	Expense						
	Equipment (Capitalized)				818		
	Account Total	0	818	0	818	0	0
510505-00000	LARGE ANIMAL RESEARCH FUND						
	Revenue						
	Gifts		300,000				
	Expense						
	Salaries - Faculty				20,600		
	Salaries - Non-Faculty				67,980		
	Wages				6,000		
	Benefits				5,000		
	Operations and Maintenance				200,420		
	Account Total	0	300,000	0	300,000	0	0

Printed on a Xerox 9700 Laser Printing System at the Computing Services Center / Texas A&M University

Form: URGB01 (02/05/85)

Account	Description	Beginning Balance	Revenues	Net Allocations	Expenditures	Increase (Decrease)	Ending Balance
510511-00000	STUDENT COUNSELING SERVICE GIFT						
	Expense						
	Wages				50		
	Operations and Maintenance				450		
	Account Total	500	0	0	500	500-	0
510528-00000	RELIANT TRADING CENTER ENDOWMENT						
	Revenue						
	Investment Income		142,689				
	Expense						
	Salaries - Faculty				64,261		
	Benefits				12,852		
	Operations and Maintenance				65,576		
	Account Total	0	142,689	0	142,689	0	0
510539-00000	SOUTHWEST DAIRY MARKETING CHAIR						
	Revenue						
	Gifts		50,000				
	Expense						
	Salaries - Non-Faculty				35,603		
	Wages				13,500		
	Operations and Maintenance				5,000		
	Account Total	4,103	50,000	0	54,103	4,103-	0
510558-00000	HEALTHCARE INDUSTRY ADV COUNCIL						
	Revenue						
	Gifts		81,000				
	Expense						
	Salaries - Non-Faculty				55,365		
	Benefits				14,000		
	Scholarships				6,000		
	Operations and Maintenance				5,635		
	Account Total	0	81,000	0	81,000	0	0
510616-00000	ATHLETIC DEPARTMENT SPECIAL__*DR*						
	Revenue						
	Gifts		500,000				
	Expense						
	Wages				200,000		
	Benefits				50,000		
	Operations and Maintenance				250,000		
	Account Total	0	500,000	0	500,000	0	0

Printed on a Xerox 9700 Laser Printing System at the Computing Services Center / Texas A&M University

Form: URGB01 (02/05/85)

Account	Description	Beginning Balance	Revenues	Net Allocations	Expenditures	Increase (Decrease)	Ending Balance
510646-00000	MATCHING GIFTS-TAMU 12TH MAN FOUND						
	Revenue						
	Gifts		100,000				
	Investment Income		4,000				
	Expense						
	Operations and Maintenance				104,000		
	Account Total	0	104,000	0	104,000	0	0
510709-00000	ADKISSON, PERRY L CHAIR IN AGRICULT						
	Revenue						
	Investment Income		46,686				
	Expense						
	Salaries - Faculty				23,074		
	Salaries - Non-Faculty				48,668		
	Benefits				17,183		
	Operations and Maintenance				22,523		
	Account Total	64,762	46,686	0	111,448	64,762-	0
510790-00000	DOW CHEM CO END PROF-AG ENG						
	Revenue						
	Investment Income		9,969				
	Expense						
	Salaries - Faculty				9,300		
	Benefits				3,500		
	Operations and Maintenance				8,000		
	Account Total	15,000	9,969	0	20,800	10,831-	4,169
510834-00000	CBA FELLOWS - DIRECTOR						
	Revenue						
	Investment Income		23,200				
	Expense						
	Salaries - Faculty				21,091		
	Benefits				2,109		
	Account Total	0	23,200	0	23,200	0	0
510854-00000	CBA FELLOWS END FAC FELL						
	Revenue						
	Investment Income		7,500				
	Expense						
	Wages				5,396		
	Benefits				2,104		
	Account Total	0	7,500	0	7,500	0	0

Printed on a Xerox 9700 Laser Printing System at the Computing Services Center / Texas A&M University

Form: URGB01 (02/05/85)

Account	Description	Beginning Balance	Revenues	Net Allocations	Expenditures	Increase (Decrease)	Ending Balance
510904-00000	KYLE, SID END CHAIR - VET TOXICOLOG						
	Expense						
	Salaries - Faculty				27,000		
	Wages				10,000		
	Benefits				9,000		
	Operations and Maintenance				1,000		
	Account Total	50,000	0	0	47,000	47,000-	3,000
510963-00000	VET MED - SPECIAL EVENTS						
	Revenue						
	Gifts		40,000				
	Expense						
	Operations and Maintenance				60,000		
	Account Total	20,000	40,000	0	60,000	20,000-	0
510980-00000	CLEMENTS, JR. ENDOWMENT INCOME						
	Revenue						
	Investment Income		17,752				
	Expense						
	Wages				5,000		
	Benefits				10		
	Operations and Maintenance				12,742		
	Account Total	0	17,752	0	17,752	0	0
511053-00000	RESEARCH ON INFECTIOUS ANIMAL DISEA						
	Revenue						
	Gifts		40,000				
	Expense						
	Operations and Maintenance				40,000		
	Account Total	0	40,000	0	40,000	0	0
511059-00000	KYLE, SID ESTATE-RESEARCH						
	Revenue						
	Investment Income		693,142				
	Expense						
	Salaries - Faculty				171,306		
	Salaries - Non-Faculty				240,825		
	Wages				15,000		
	Benefits				152,039		
	Scholarships				15,000		
	Operations and Maintenance				738,635		
	Account Total	797,336	693,142	0	1,332,805	639,663-	157,673
511087-00000	GINN ANIMAL RESEARCH - VET MED						
	Revenue						
	Gifts		60,000				
	Expense						
	Operations and Maintenance				60,000		
	Account Total	0	60,000	0	60,000	0	0

Printed on a Xerox 9700 Laser Printing System at the Computing Services Center / Texas A&M University

Form: URGB01 (02/05/85)

Account	Description	Beginning Balance	Revenues	Net Allocations	Expenditures	Increase (Decrease)	Ending Balance
511105-00000	KYLE ESTATE-LIBRARY ENRICHMENT						
	Revenue						
	Investment Income		1,535				
	Expense						
	Operations and Maintenance				1,535		
	Account Total	0	1,535	0	1,535	0	0
511139-00000	STERLING C. EVANS QUASI ENDOWMENT						
	Revenue						
	Investment Income		17,528				
	Expense						
	Operations and Maintenance				17,528		
	Account Total	0	17,528	0	17,528	0	0
511140-00000	VISUAL & PERFORMING ARTS QUASI END						
	Revenue						
	Investment Income		39,000				
	Account Total	0	39,000	39,000-	0	0	0
511141-00000	ATHLETIC DEPT QUASI ENDOWMENT						
	Revenue						
	Investment Income		10,000				
	Expense						
	Operations and Maintenance				10,000		
	Account Total	0	10,000	0	10,000	0	0
511142-00000	RESIDENCE HALL ASSOC QUASI ENDOW						
	Expense						
	Operations and Maintenance				30,000		
	Account Total	30,000	0	0	30,000	30,000-	0
511197-00000	CORPS OF CADETS - RECRUITING__*DR*						
	Revenue						
	Gifts		39,072				
	Expense						
	Operations and Maintenance				39,072		
	Account Total	0	39,072	0	39,072	0	0
511270-00000	CORPS OF CADETS - SUL ROSS						
	Revenue						
	Gifts		121,443				
	Expense						
	Salaries - Non-Faculty				95,768		
	Benefits				25,675		
	Account Total	0	121,443	0	121,443	0	0

Printed on a Xerox 9700 Laser Printing System at the Computing Services Center / Texas A&M University

Form: URGB01 (02/05/85)

Account	Description	Beginning Balance	Revenues	Net Allocations	Expenditures	Increase (Decrease)	Ending Balance
511325-00000	AGGIE BAND ENDOWED TRAVEL FUND						
	Expense						
	Operations and Maintenance				200,000		
	Account Total	200,000	0	0	200,000	200,000-	0
511347-00000	PARENCIA, CHARLES R. CHAIR FOR COTT						
	Revenue						
	Investment Income		28,049				
	Expense						
	Salaries - Faculty				51,500		
	Salaries - Non-Faculty				113,250		
	Wages				8,000		
	Benefits				28,000		
	Operations and Maintenance				80,000		
	Account Total	325,000	28,049	0	280,750	252,701-	72,299
511406-00000	FM RADIO STATION OPERATIONS - GIFTS						
	Revenue						
	Gifts		140,000				
	Expense						
	Salaries - Non-Faculty				59,302		
	Benefits				17,791		
	Operations and Maintenance				62,907		
	Account Total	0	140,000	0	140,000	0	0
511506-00000	KING, LILA B. ESTATE - LIBRARY						
	Revenue						
	Investment Income		2,204				
	Expense						
	Operations and Maintenance				2,204		
	Account Total	0	2,204	0	2,204	0	0
511510-00000	ACADEMIC SUPPORT MATCHING GIFT ACCT						
	Revenue						
	Gifts		2,210,188				
	Expense						
	Salaries - Non-Faculty				1,134,687		
	Wages				486,658		
	Benefits				396,234		
	Operations and Maintenance				192,609		
	Account Total	0	2,210,188	0	2,210,188	0	0

Printed on a Xerox 9700 Laser Printing System at the Computing Services Center / Texas A&M University

Form: URGB01 (02/05/85)

Account	Description	Beginning Balance	Revenues	Net Allocations	Expenditures	Increase (Decrease)	Ending Balance
511565-00000	BASYE ROSE OPERATING *DR*						
	Revenue						
	Gifts		25,000				
	Expense						
	Salaries - Non-Faculty				16,260		
	Wages				1,500		
	Benefits				5,950		
	Account Total	2,000	25,000	0	23,710	1,290	3,290
511603-00000	WEINBAUM, ELEANOR FAMILY POETRY CTR						
	Revenue						
	Investment Income		311				
	Expense						
	Equipment (Capitalized)				311		
	Account Total	0	311	0	311	0	0
511657-00000	MSC ANNUAL AWARDS PROGRAM						
	Revenue						
	Gifts		2,333				
	Expense						
	Operations and Maintenance				2,333		
	Account Total	0	2,333	0	2,333	0	0
511686-00000	WESTERN HEMISPHERIC TRADE STUDIES						
	Revenue						
	Investment Income		82,502				
	Expense						
	Salaries - Faculty				68,752		
	Benefits				13,750		
	Account Total	0	82,502	0	82,502	0	0
511711-00000	DEAN OF BUSINESS - LOWRY MAYS						
	Revenue						
	Gifts		800,000				
	Expense						
	Salaries - Non-Faculty				503,607		
	Benefits				151,083		
	Operations and Maintenance				145,310		
	Account Total	0	800,000	0	800,000	0	0
511739-00000	LINK-EQUINE EPIDEMIOLOGY-COHEN						
	Revenue						
	Gifts		150,000				
	Expense						
	Salaries - Non-Faculty				84,460		
	Wages				37,000		
	Benefits				20,000		
	Operations and Maintenance				8,540		
	Account Total	0	150,000	0	150,000	0	0

Printed on a Xerox 9700 Laser Printing System at the Computing Services Center / Texas A&M University

Form: URGB01 (02/05/85)

Account	Description	Beginning Balance	Revenues	Net Allocations	Expenditures	Increase (Decrease)	Ending Balance
511745-00000	LINK-EQUINE REPRO BIO PRGM -FORREST						
	Expense						
	Salaries - Faculty				5,150		
	Benefits				1,000		
	Account Total	10,000	0	0	6,150	6,150-	3,850
511747-00000	LINK-EQUINE NUTRITION PRGM						
	Expense						
	Salaries - Faculty				15,450		
	Benefits				2,500		
	Operations and Maintenance				20,000		
	Account Total	65,000	0	0	37,950	37,950-	27,050
511764-00000	GREY, REX B PROFESSORSHIP						
	Revenue						
	Investment Income		25,000				
	Expense						
	Operations and Maintenance				25,000		
	Account Total	0	25,000	0	25,000	0	0
511782-00000	LIBRARY-FOUNDATION AND SUPPORT TRAN						
	Revenue						
	Gifts		159,900				
	Expense						
	Operations and Maintenance				121,900		
	Equipment (Capitalized)				38,000		
	Account Total	0	159,900	0	159,900	0	0
511784-00000	ROBERT A WELCH FOUNDATION-CHAIR						
	Revenue						
	Investment Income		100,000				
	Expense						
	Wages				34,981		
	Benefits				11,887		
	Scholarships				26,045		
	Operations and Maintenance				27,087		
	Account Total	0	100,000	0	100,000	0	0
511839-00000	LINK EQUINE ENHANCEMENT-ANIMAL SCIE						
	Expense						
	Salaries - Faculty				10,300		
	Benefits				2,000		
	Operations and Maintenance				8,000		
	Account Total	25,000	0	0	20,300	20,300-	4,700

Printed on a Xerox 9700 Laser Printing System at the Computing Services Center / Texas A&M University

Form: URGB01 (02/05/85)

Account	Description	Beginning Balance	Revenues	Net Allocations	Expenditures	Increase (Decrease)	Ending Balance
511842-00000	CORPS OF CADETS LEADERSHIP ENHANCEM						
	Revenue						
	Gifts		567,311				
	Expense						
	Salaries - Non-Faculty				334,951		
	Wages				10,000		
	Benefits				91,160		
	Operations and Maintenance				131,200		
	Account Total	0	567,311	0	567,311	0	0
511843-00000	TEXAS A&M UNIVERSITY 12TH MAN FDN						
	Revenue						
	Gifts		100,000				
	Expense						
	Operations and Maintenance				100,000		
	Account Total	0	100,000	0	100,000	0	0
511847-00000	DOW CHAIR IN CHEMICAL INVENTION						
	Revenue						
	Gifts		100,000				
	Expense						
	Wages				23,624		
	Benefits				9,114		
	Scholarships				21,021		
	Operations and Maintenance				46,241		
	Account Total	0	100,000	0	100,000	0	0
511869-00000	GLOCKZIN, ELAINA & EMANUEL PROFESSO						
	Revenue						
	Gifts		7,600				
	Expense						
	Salaries - Faculty				5,852		
	Benefits				1,748		
	Account Total	0	7,600	0	7,600	0	0
511885-00000	MARTELL, ARTHUR CHAIR IN CHEMISTRY						
	Revenue						
	Gifts		100,000				
	Expense						
	Salaries - Non-Faculty				39,811		
	Wages				9,761		
	Benefits				11,147		
	Scholarships				7,248		
	Operations and Maintenance				32,033		
	Account Total	0	100,000	0	100,000	0	0

Printed on a Xerox 9700 Laser Printing System at the Computing Services Center / Texas A&M University

Form: URGB01 (02/05/85)

Account	Description	Beginning Balance	Revenues	Net Allocations	Expenditures	Increase (Decrease)	Ending Balance
511897-00000	RELIANT TRADING CENTER						
	Revenue						
	Gifts		216,562				
	Expense						
	Salaries - Faculty				41,404		
	Salaries - Non-Faculty				78,002		
	Benefits				31,681		
	Operations and Maintenance				65,475		
	Account Total	0	216,562	0	216,562	0	0
511958-00000	BUSINESS HONORS LEARNING COMMUNITY						
	Revenue						
	Gifts		50,000				
	Expense						
	Scholarships				15,000		
	Operations and Maintenance				35,000		
	Account Total	0	50,000	0	50,000	0	0
511972-00000	PIN OAK STUD CHAIR						
	Revenue						
	Gifts		60,000				
	Expense						
	Salaries - Non-Faculty				40,720		
	Benefits				16,000		
	Operations and Maintenance				3,280		
	Account Total	0	60,000	0	60,000	0	0
511979-00000	COTTON ENG, GIN & MECH END CHR						
	Revenue						
	Gifts		55,000				
	Expense						
	Salaries - Faculty				15,500		
	Salaries - Non-Faculty				31,400		
	Wages				8,000		
	Benefits				13,500		
	Operations and Maintenance				10,000		
	Account Total	23,400	55,000	0	78,400	23,400-	0
511986-00000	BONFIRE MEMORIAL MAINTENANCE QUASI						
	Expense						
	Operations and Maintenance				60,000		
	Account Total	0	0	60,000	60,000	0	0

Printed on a Xerox 9700 Laser Printing System at the Computing Services Center / Texas A&M University

Form: URGB01 (02/05/85)

Account	Description	Beginning Balance	Revenues	Net Allocations	Expenditures	Increase (Decrease)	Ending Balance
512046-00000	BRIDGES CHAIR IN VET MED EDUCATION						
	Revenue						
	Gifts		32,300				
	Expense						
	Salaries - Non-Faculty				10,000		
	Wages				2,500		
	Benefits				2,100		
	Operations and Maintenance				17,700		
	Account Total	0	32,300	0	32,300	0	0
512047-00000	ELLISON, JIM AND ELLEN CHAIR OPER						
	Revenue						
	Gifts		42,000				
	Expense						
	Salaries - Non-Faculty				29,500		
	Wages				2,000		
	Benefits				1,575		
	Operations and Maintenance				10,000		
	Account Total	1,500	42,000	0	43,075	1,075-	425
512081-00000	LINK ESTATE-CLAG INFRASTRUCTURE_QE						
	Revenue						
	Investment Income		7,100				
	Expense						
	Salaries - Non-Faculty				34,206		
	Benefits				5,500		
	Account Total	32,606	7,100	0	39,706	32,606-	0
512117-00000	LINK CHAIR - HINRICHS						
	Revenue						
	Gifts		50,000				
	Expense						
	Wages				50,000		
	Benefits				7,500		
	Operations and Maintenance				50,000		
	Account Total	200,000	50,000	0	107,500	57,500-	142,500
512124-00000	12TH MAN FOUNDATION ATHLETIC GIFTS						
	Revenue						
	Gifts		34,477,223				
	Account Total	0	34,477,223	34,477,223-	0	0	0

Printed on a Xerox 9700 Laser Printing System at the Computing Services Center / Texas A&M University

Form: URGB01 (02/05/85)

Account	Description	Beginning Balance	Revenues	Net Allocations	Expenditures	Increase (Decrease)	Ending Balance
512143-00000	LINK CHAIR IN AGRICULTURE						
	Revenue						
	Investment Income		21,024				
	Expense						
	Salaries - Faculty				56,650		
	Salaries - Non-Faculty				21,674		
	Benefits				10,000		
	Account Total	67,300	21,024	0	88,324	67,300-	0
512154-00000	CAMBRIDGE - TEXAS A&M COLLABORATION						
	Revenue						
	Gifts		155,000				
	Expense						
	Salaries - Non-Faculty				17,478		
	Benefits				5,606		
	Operations and Maintenance				131,916		
	Account Total	0	155,000	0	155,000	0	0
512191-00000	CARL B KING DEANSHIP IN VET MEDICIN						
	Revenue						
	Gifts		47,000				
	Expense						
	Operations and Maintenance				47,000		
	Account Total	0	47,000	0	47,000	0	0
512262-00000	TAMU ORCHESTRA						
	Expense						
	Operations and Maintenance				4,000		
	Account Total	0	0	4,000	4,000	0	0
512278-00000	CARTER WILDLIFE FUND						
	Expense						
	Wages				15,000		
	Benefits				4,000		
	Operations and Maintenance				30,000		
	Account Total	70,000	0	0	49,000	49,000-	21,000
512397-00000	SANDRA & BRYAN MITCHELL MASTER BUIL						
	Revenue						
	Gifts		85,000				
	Expense						
	Salaries - Faculty				17,595		
	Salaries - Non-Faculty				15,000		
	Benefits				7,500		
	Scholarships				6,000		
	Equipment (Capitalized)				38,905		
	Account Total	0	85,000	0	85,000	0	0

Printed on a Xerox 9700 Laser Printing System at the Computing Services Center / Texas A&M University

Form: URGB01 (02/05/85)

Account	Description	Beginning Balance	Revenues	Net Allocations	Expenditures	Increase (Decrease)	Ending Balance
512419-00000	LIBRARY - CUSHING SUPPORT						
	Revenue						
	Gifts		8,500				
	Expense						
	Operations and Maintenance				8,500		
	Account Total	0	8,500	0	8,500	0	0
512678-00000	LARGE ANIMAL ENHANCEMENT & DEVELOP						
	Revenue						
	Gifts		45,000				
	Expense						
	Wages				10,000		
	Benefits				1,000		
	Operations and Maintenance				34,000		
	Account Total	0	45,000	0	45,000	0	0
512745-00000	DR.GLEN BLODGETT CHAIR IN EQUINE						
	Revenue						
	Gifts		170,000				
	Expense						
	Salaries - Non-Faculty				157,691		
	Benefits				12,309		
	Account Total	0	170,000	0	170,000	0	0
512801-00000	TRADING, RISK & INVEST PROG EXCELL						
	Revenue						
	Investment Income		7,240				
	Expense						
	Salaries - Faculty				20,699		
	Benefits				4,140		
	Account Total	17,599	7,240	0	24,839	17,599-	0
512802-00000	LINK-EQUINE DEGENERATIVE MED PROGRA						
	Revenue						
	Gifts		60,000				
	Expense						
	Salaries - Non-Faculty				33,990		
	Wages				3,000		
	Benefits				10,000		
	Scholarships				6,000		
	Operations and Maintenance				7,010		
	Account Total	0	60,000	0	60,000	0	0
512837-00000	SMALL ANIMAL CLINICAL SCIENCES GIFT						
	Revenue						
	Gifts		30,000				
	Expense						
	Operations and Maintenance				30,000		
	Account Total	0	30,000	0	30,000	0	0

Printed on a Xerox 9700 Laser Printing System at the Computing Services Center / Texas A&M University

Form: URGB01 (02/05/85)

Account	Description	Beginning Balance	Revenues	Net Allocations	Expenditures	Increase (Decrease)	Ending Balance
512902-00000	DR. FRED & VOLA PALMER CHAIR						
	Revenue						
	Gifts		54,700				
	Expense						
	Salaries - Faculty				5,150		
	Wages				3,000		
	Benefits				1,700		
	Operations and Maintenance				44,850		
	Account Total	0	54,700	0	54,700	0	0
512903-00000	HELEN MCWHORTER CHAIR - SM ANIMAL						
	Revenue						
	Gifts		43,000				
	Expense						
	Salaries - Faculty				5,150		
	Salaries - Non-Faculty				12,660		
	Benefits				5,000		
	Operations and Maintenance				20,190		
	Account Total	0	43,000	0	43,000	0	0
512922-00000	PROFESSIONAL SELLING INITIATIVE						
	Revenue						
	Gifts		158,000				
	Expense						
	Salaries - Faculty				63,671		
	Salaries - Non-Faculty				36,672		
	Wages				4,500		
	Benefits				19,506		
	Operations and Maintenance				33,651		
	Account Total	0	158,000	0	158,000	0	0
512934-00000	WESTON SALES EQ EDUCATION PRGM						
	Revenue						
	Gifts		175,000				
	Expense						
	Salaries - Faculty				30,000		
	Salaries - Non-Faculty				91,250		
	Benefits				18,000		
	Operations and Maintenance				50,000		
	Account Total	15,118	175,000	0	189,250	14,250-	868
512955-00000	SIEBERT AGRIBUSINESS EXC FUND						
	Revenue						
	Gifts		9,500				
	Expense						
	Salaries - Non-Faculty				5,000		
	Benefits				2,000		
	Account Total	0	9,500	0	7,000	2,500	2,500

Printed on a Xerox 9700 Laser Printing System at the Computing Services Center / Texas A&M University

Form: URGB01 (02/05/85)

Account	Description	Beginning Balance	Revenues	Net Allocations	Expenditures	Increase (Decrease)	Ending Balance
512974-00000	HOWARD HORNE '47 PROFESSORSHIP						
	Revenue						
	Investment Income		20,225				
	Expense						
	Salaries - Faculty				16,561		
	Benefits				3,312		
	Operations and Maintenance				352		
	Account Total	0	20,225	0	20,225	0	0
512990-00000	ESSM FACULTY ALLOCATION						
	Expense						
	Salaries - Faculty				126,168		
	Salaries - Non-Faculty				123,509		
	Wages				8,000		
	Benefits				70,273		
	Scholarships				15,000		
	Operations and Maintenance				278,949		
	Account Total	621,899	0	0	621,899	621,899-	0
512993-00000	UNIVERSITY ARTS - QUASI ENDOWMENT						
	Expense						
	Operations and Maintenance				35,000		
	Account Total	0	0	35,000	35,000	0	0
513113-00000	GINA & ANTHONY BAHR '91 PETROVENT						
	Revenue						
	Gifts		150,000				
	Expense						
	Salaries - Faculty				115,665		
	Salaries - Non-Faculty				8,611		
	Benefits				25,716		
	Operations and Maintenance				8		
	Account Total	0	150,000	0	150,000	0	0
513114-00000	PRIVATE ENTERPRISE RESEARCH CTR						
	Revenue						
	Investment Income		15,000				
	Expense						
	Operations and Maintenance				15,000		
	Account Total	0	15,000	0	15,000	0	0
513145-00000	KOCH FOUNDATION						
	Revenue						
	Gifts		162,652				
	Expense						
	Salaries - Faculty				57,063		
	Salaries - Non-Faculty				77,806		
	Benefits				27,783		
	Account Total	0	162,652	0	162,652	0	0

Printed on a Xerox 9700 Laser Printing System at the Computing Services Center / Texas A&M University

Form: URGB01 (02/05/85)

Account	Description	Beginning Balance	Revenues	Net Allocations	Expenditures	Increase (Decrease)	Ending Balance
513164-00000	K&R ROCHELLE CHAIR ONOCOLOGY						
	Revenue						
	Gifts		15,350				
	Expense						
	Salaries - Faculty				5,150		
	Benefits				1,200		
	Operations and Maintenance				9,000		
	Account Total	0	15,350	0	15,350	0	0
513198-00000	TOM CAMPBELL '45 RESEARCH ENDOWED						
	Revenue						
	Gifts		20,000				
	Expense						
	Salaries - Non-Faculty				5,083		
	Benefits				1,000		
	Operations and Maintenance				13,917		
	Account Total	0	20,000	0	20,000	0	0
513201-00000	APPELT CHAIR PROFESSORSHIP						
	Revenue						
	Investment Income		25,000				
	Expense						
	Operations and Maintenance				25,000		
	Account Total	0	25,000	0	25,000	0	0
513325-00000	ROSENQUEST ENDOWED FUND						
	Revenue						
	Gifts		10,000				
	Expense						
	Operations and Maintenance				10,000		
	Account Total	0	10,000	0	10,000	0	0
513330-00000	IMAGING						
	Revenue						
	Gifts		20,000				
	Expense						
	Operations and Maintenance				20,000		
	Account Total	0	20,000	0	20,000	0	0
513354-00000	CLARK CHAIR IN CLINICAL RESEARCH						
	Revenue						
	Gifts		6,350				
	Expense						
	Salaries - Faculty				5,150		
	Benefits				1,200		
	Account Total	0	6,350	0	6,350	0	0

Printed on a Xerox 9700 Laser Printing System at the Computing Services Center / Texas A&M University

Form: URGB01 (02/05/85)

Account	Description	Beginning Balance	Revenues	Net Allocations	Expenditures	Increase (Decrease)	Ending Balance
513361-00000	KUN SHAN ASIA-CHEM-LIU						
	Revenue						
	Gifts		100,000				
	Expense						
	Salaries - Non-Faculty				33,000		
	Wages				24,600		
	Benefits				11,538		
	Operations and Maintenance				30,862		
	Account Total	0	100,000	0	100,000	0	0
513372-00000	BONE AND JOINT FUND						
	Revenue						
	Gifts		10,000				
	Expense						
	Operations and Maintenance				10,000		
	Account Total	0	10,000	0	10,000	0	0
513373-00000	HEART TRUST FUND						
	Revenue						
	Gifts		14,000				
	Expense						
	Operations and Maintenance				14,000		
	Account Total	0	14,000	0	14,000	0	0
513375-00000	SLTREI-SAVANNA LONG TERM RESEARCH						
	Expense						
	Salaries - Faculty				80,000		
	Salaries - Non-Faculty				158,700		
	Wages				10,000		
	Benefits				70,000		
	Scholarships				24,613		
	Account Total	343,313	0	0	343,313	343,313-	0
513382-00000	GARY FRAKES EQUINE ENDOWMENT						
	Revenue						
	Gifts		60,000				
	Expense						
	Operations and Maintenance				60,000		
	Account Total	0	60,000	0	60,000	0	0
513387-00000	MAYS INNOVATION RESEARCH CENTER						
	Revenue						
	Gifts		200,000				
	Expense						
	Salaries - Non-Faculty				110,747		
	Benefits				33,225		
	Operations and Maintenance				56,028		
	Account Total	0	200,000	0	200,000	0	0

Printed on a Xerox 9700 Laser Printing System at the Computing Services Center / Texas A&M University

Form: URGB01 (02/05/85)

Account	Description	Beginning Balance	Revenues	Net Allocations	Expenditures	Increase (Decrease)	Ending Balance
513429-00000	EQUINE SCIENCE INITIATIVE						
	Revenue						
	Gifts		200,000				
	Expense						
	Salaries - Faculty				180		
	Salaries - Non-Faculty				7,500		
	Wages				3,000		
	Operations and Maintenance				189,320		
	Account Total	0	200,000	0	200,000	0	0
513433-00000	HM BEACHELL RICE CHAIR						
	Revenue						
	Gifts		70,000				
	Expense						
	Salaries - Non-Faculty				50,000		
	Benefits				20,000		
	Account Total	0	70,000	0	70,000	0	0
520000-00000	RESTRICTED GIFTS ACCTS - BUDGET(25)						
	Revenue						
	Gifts		8,300,000				
	Sales and Services		150,000				
	Other Operating Inc		350,000				
	Other Non-Operating		250,000				
	Account Total	0	9,050,000	0	0	9,050,000	9,050,000
520001-00000	AG RESTRICTED ACCOUNTS BUDGET ONLY						
	Revenue						
	Gifts		1,200,000				
	Sales and Services		140,000				
	Investment Income		575,000				
	Expense						
	Salaries - Faculty				155,250		
	Salaries - Non-Faculty				155,250		
	Account Total	207,000	1,915,000	0	310,500	1,604,500	1,811,500
520002-00000	ARCHITECTURE RESTRICTED BUDGET ONLY						
	Revenue						
	Gifts		1,250,000				
	Sales and Services		25,000				
	Investment Income		125,000				
	Expense						
	Salaries - Faculty				40,000		
	Salaries - Non-Faculty				50,000		
	Benefits				100,000		
	Operations and Maintenance				680,000		
	Account Total	0	1,400,000	0	870,000	530,000	530,000

Printed on a Xerox 9700 Laser Printing System at the Computing Services Center / Texas A&M University

Form: URGB01 (02/05/85)

Account	Description	Beginning Balance	Revenues	Net Allocations	Expenditures	Increase (Decrease)	Ending Balance
520003-00000	BUSINESS RESTRICTED BUDGET ONLY						
	Revenue						
	Gifts		3,000,000				
	Investment Income		500,000				
	Expense						
	Salaries - Faculty				1,500,000		
	Wages				200,000		
	Account Total	0	3,500,000	0	1,700,000	1,800,000	1,800,000
520004-00000	EDUCATION RESTRICTED BUDGET ONLY						
	Revenue						
	Gifts		1,300,000				
	Sales and Services		160,000				
	Investment Income		150,000				
	Expense						
	Salaries - Faculty				61,000		
	Salaries - Non-Faculty				425,000		
	Wages				125,000		
	Benefits				125,000		
	Operations and Maintenance				650,000		
	Account Total	0	1,610,000	0	1,386,000	224,000	224,000
520005-00000	ENGINEERING RESTRICTED BUDGET ONLY						
	Revenue						
	Gifts		12,000,000				
	Sales and Services		240,000				
	Investment Income		1,000,000				
	Expense						
	Salaries - Faculty				1,000,000		
	Salaries - Non-Faculty				1,500,000		
	Wages				1,000,000		
	Benefits				700,000		
	Scholarships				1,500,000		
	Operations and Maintenance				5,000,000		
	Equipment (Capitalized)				300,000		
	Account Total	0	13,240,000	0	11,000,000	2,240,000	2,240,000
520006-00000	GEOSCIENCES RESTRICTED BUDGET ONLY						
	Revenue						
	Gifts		1,549,000				
	Expense						
	Salaries - Faculty				370,000		
	Salaries - Non-Faculty				107,000		
	Benefits				55,000		
	Scholarships				160,000		
	Operations and Maintenance				857,000		
	Account Total	0	1,549,000	0	1,549,000	0	0

Printed on a Xerox 9700 Laser Printing System at the Computing Services Center / Texas A&M University

Form: URGB01 (02/05/85)

Account	Description	Beginning Balance	Revenues	Net Allocations	Expenditures	Increase (Decrease)	Ending Balance
520007-00000	LIBERAL ARTS RESTRICTED BUDGET ONLY						
	Revenue						
	Gifts		1,300,000				
	Investment Income		530,000				
	Expense						
	Salaries - Faculty				20,000		
	Salaries - Non-Faculty				200,000		
	Wages				98,000		
	Benefits				150,000		
	Utilities				500		
	Scholarships				120,000		
	Operations and Maintenance				1,113,000		
	Account Total	0	1,830,000	0	1,701,500	128,500	128,500
520008-00000	SCIENCE RESTRICTED BUDGET ONLY						
	Revenue						
	Gifts		1,000,000				
	Investment Income		200,000				
	Expense						
	Salaries - Faculty				500,000		
	Salaries - Non-Faculty				400,000		
	Operations and Maintenance				1,000,000		
	Account Total	700,000	1,200,000	0	1,900,000	700,000-	0
520016-00000	STUDENT AFFAIRS RESTR BUDGET ONLY						
	Revenue						
	Gifts		4,000,000				
	Expense						
	Operations and Maintenance				4,000,000		
	Account Total	0	4,000,000	0	4,000,000	0	0
520017-00000	BUSH SCHOOL RESTRICTED BUDGET ONLY						
	Revenue						
	Gifts		2,592,000				
	Investment Income		55,000				
	Expense						
	Salaries - Faculty				1,309,668		
	Salaries - Non-Faculty				346,760		
	Wages				50,000		
	Benefits				302,128		
	Scholarships				35,000		
	Operations and Maintenance				682,704		
	Account Total	79,260	2,647,000	0	2,726,260	79,260-	0

Printed on a Xerox 9700 Laser Printing System at the Computing Services Center / Texas A&M University

Form: URGB01 (02/05/85)

Account	Description	Beginning Balance	Revenues	Net Allocations	Expenditures	Increase (Decrease)	Ending Balance
550024-00000	STUDENT CONFERENCE ON NATIONAL AFFA						
	Revenue						
	Gifts		42,287				
	Sales and Services		19,990				
	Other Operating Inc		150				
	Expense						
	Operations and Maintenance				62,427		
	Account Total	0	62,427	0	62,427	0	0
553038-00000	REAL ESTATE RESEARCH CENTER *DR*						
	Expense						
	Salaries - Non-Faculty				2,868,388		
	Wages				120,000		
	Benefits				897,523		
	Operations and Maintenance				2,049,941		
	Account Total	200,000	0	5,800,000	5,935,852	135,852-	64,148
553047-00000	TEXAS REAL ESTATE FUTURE OPERATIONS						
	Revenue						
	Sales and Services		5,125,000				
	Investment Income		180,000				
	Account Total	13,000,000	5,305,000	5,800,000-	0	495,000-	12,505,000
553099-00000	STEVENSON COMPANION ANIMAL CENTER						
	Revenue						
	Gifts		400,000				
	Expense						
	Salaries - Non-Faculty				202,881		
	Wages				37,072		
	Benefits				54,716		
	Operations and Maintenance				105,331		
	Account Total	0	400,000	0	400,000	0	0
553171-00000	ASSOC. FOR STUDENT CONDUCT ADMIN						
	Revenue						
	Sales and Services		271,712				
	Expense						
	Salaries - Non-Faculty				218,712		
	Benefits				53,000		
	Account Total	0	271,712	0	271,712	0	0
553178-00000	FRIENDS OF EVANS LIBRARY						
	Revenue						
	Gifts		500				
	Expense						
	Operations and Maintenance				500		
	Account Total	0	500	0	500	0	0

Printed on a Xerox 9700 Laser Printing System at the Computing Services Center / Texas A&M University

Form: URGB01 (02/05/85)

Account	Description	Beginning Balance	Revenues	Net Allocations	Expenditures	Increase (Decrease)	Ending Balance
650000-00000	SCHOLARSHIPS - FOR BUDGETS						
	Revenue						
	Gifts		12,000,000				
	Sales and Services		375,000				
	Investment Income		600,000				
	Expense						
	Scholarships				12,975,000		
	Account Total	0	12,975,000	0	12,975,000	0	0
650002-00000	A&M CLUB LEADERSHIP AWARD						
	Revenue						
	Gifts		1,500,000				
	Investment Income		230,000				
	Expense						
	Scholarships				2,400,000		
	Operations and Maintenance				60,000		
	Account Total	730,000	1,730,000	0	2,460,000	730,000-	0
650017-00000	CRAWFORD, CHAD MEM BOOK AWARD						
	Revenue						
	Gifts		630,000				
	Investment Income		25,000				
	Expense						
	Scholarships				500,000		
	Account Total	0	655,000	0	500,000	155,000	155,000
650149-00000	CBA GENERAL SCHOLARSHIP FUND-UNDERG						
	Revenue						
	Gifts		1,500,000				
	Investment Income		150,000				
	Account Total	50,000	1,650,000	0	0	1,650,000	1,700,000
650154-00000	COLLEGE OF VETERINARY MEDICINE SCHO						
	Revenue						
	Gifts		3,000,000				
	Expense						
	Scholarships				4,000,000		
	Account Total	1,000,000	3,000,000	0	4,000,000	1,000,000-	0
650241-00000	COLLEGE OF ENGR SCHOLARSHIP FUND						
	Revenue						
	Gifts		5,800,000				
	Investment Income		150,000				
	Expense						
	Scholarships				3,000,000		
	Account Total	0	5,950,000	0	3,000,000	2,950,000	2,950,000

Printed on a Xerox 9700 Laser Printing System at the Computing Services Center / Texas A&M University

Form: URGB01 (02/05/85)

Account	Description	Beginning Balance	Revenues	Net Allocations	Expenditures	Increase (Decrease)	Ending Balance
650649-00000	LIBERAL ARTS SCHOLARSHIPS						
	Revenue						
	Gifts		330,000				
	Investment Income		10,000				
	Expense						
	Scholarships				400,000		
	Account Total	0	340,000	0	400,000	60,000-	60,000-
650992-00000	GEN SCHOLARSHIP FUND - EDUCATION						
	Revenue						
	Gifts		1,000,000				
	Investment Income		1,000				
	Account Total	0	1,001,000	0	0	1,001,000	1,001,000
651452-00000	ATHLETIC DEPT SCHOLARSHIP FUND						
	Revenue						
	Gifts		50,000				
	Expense						
	Scholarships				50,000		
	Account Total	0	50,000	0	50,000	0	0
652396-00000	BUSH SCHOOL - GENERAL FELLOWSHIPS						
	Revenue						
	Gifts		1,800,000				
	Expense						
	Scholarships				1,800,000		
	Account Total	0	1,800,000	0	1,800,000	0	0
653463-00000	GEOSCIENCES-SCHOLARSHIPS & FELLOWSH						
	Revenue						
	Gifts		1,122,600				
	Investment Income		8,000				
	Expense						
	Scholarships				1,130,600		
	Account Total	0	1,130,600	0	1,130,600	0	0
655034-00000	COLLEGE OF SCIENCE GENERAL SCHOLARS						
	Revenue						
	Gifts		600,000				
	Investment Income		13,000				
	Account Total	0	613,000	0	0	613,000	613,000
655175-00000	PRIVATE ENTERPRISE RESEARCH CENTER						
	Revenue						
	Investment Income		10,800				
	Expense						
	Scholarships				10,800		
	Account Total	0	10,800	0	10,800	0	0

Printed on a Xerox 9700 Laser Printing System at the Computing Services Center / Texas A&M University

Form: URGB01 (02/05/85)

Account	Description	Beginning Balance	Revenues	Net Allocations	Expenditures	Increase (Decrease)	Ending Balance
656370-00000	PERC GRADUATE STUDENT FELLOWSHIP						
	Revenue						
	Gifts		105,000				
	Expense						
	Salaries - Non-Faculty				67,500		
	Benefits				4,995		
	Scholarships				20,886		
	Account Total	0	105,000	0	93,381	11,619	11,619

Printed on a Xerox 9700 Laser Printing System at the Computing Services Center / Texas A&M University

Form: URGB01 (02/05/85)

Account	Description	Beginning Balance	Revenues	Net Allocations	Expenditures	Increase (Decrease)	Ending Balance
Restricted Funds - Board Approved							
	Revenue						
	Contracts and Grant		218,368,872				
	Student Financial A		44,970,000				
	Gifts		112,824,301				
	Sales and Services		7,356,702				
	Investment Income		7,084,913				
	Other Operating Inc		350,150				
	Other Non-Operating		250,000				
	Expense						
	Salaries - Faculty				34,759,916		
	Salaries - Non-Faculty				63,299,556		
	Wages				44,368,441		
	Benefits				23,429,233		
	Utilities				4,000		
	Scholarships				77,608,531		
	Scholarship Discounts				55,274,835-		
	Operations and Maintenance				90,312,465		
	Equipment (Capitalized)				5,144,499		
	Other Non-Operating Expense				93,646		
	Grand Total	34,886,677	391,204,938	89,692,058-	283,745,452	17,767,428	52,654,105

Printed on a Xerox 9700 Laser Printing System at the Computing Services Center / Texas A&M University

Form: URGB01 (02/05/85)

Account	Description	Beginning Balance	Revenues	Net Allocations	Expenditures	Increase (Decrease)	Ending Balance

This section not used.

Printed on a Xerox 9700 Laser Printing System at the Computing Services Center / Texas A&M University

Form: URGB01 (02/05/85)

Account	Description	Beginning Balance	Revenues	Net Allocations	Expenditures	Increase (Decrease)	Ending Balance

****
*   *
* BLANK PAGE *
*   *
****

Printed on a Xerox 9700 Laser Printing System at the Computing Services Center / Texas A&M University

Form: URGB01 (02/05/85)

CC	Account	Transaction Description	Offset CC	Offset Account	Amount	Actual Entry From CC	From Account	Actual Entry To CC	To Account	Feed	Mand
02	010000	EDUCATIONAL & GENERAL INCOME									
		FY19 DISCOUNTING	02	011180	54,813,239.00	02	011180	02	100099-00000	N	
		FY19 REV-ERS	02	011180	36,563,046.00-	02	100036-00000	02	011180	Y	
		FY19 REV-LIBM CONTRACT	02	011180	2,981,255.00-	02	100047-00000	02	011180	Y	
		FY19 REV-HSC INFRS	02	011180	2,733,362.00-	02	100045-00000	02	011180	Y	
		FY19 REV-TOP 10%	02	011180	500,000.00-	02	100048-00000	02	011180	N	
		FY19 REV-AGENCY INFR	02	011180	8,068,447.00-	02	100044-00000	02	011180	Y	
		FY19 REV-BENEFITS PD BY STATE	02	011180	30,985,637.00-	02	100002-00000	02	011180	Y	
		FY19 REV-TX GRANT	02	011180	29,250,000.00-	02	100029-00000	02	011180	N	
		FY19 REV-WORK STUDY	02	011180	175,000.00-	02	100027-00000	02	011180	N	
		FY19 REV-STATE APPR	02	011180	295,990,725.00-	02	100001-00000	02	011180	Y	
		FY19 DISCOUNTING	02	050000	25,321,619.00	02	510239-00000	02	100099-00000	N	
		** Decrease in Fund Balance **			327,112,614.00-						
02	010100	ED & GEN INCOME-TUITION									
		FY19 REV-SUMMER RES	02	011180	4,492,147.00-	02	101006-00000	02	011180	Y	
		FY19 REV-GRAD WAIVERS	02	011180	180,000.00-	02	101025-00000	02	011180	Y	
		FY19 REV-COURSE REPEAT FEES	02	011180	550,000.00-	02	101029-00000	02	011180	Y	
		FY19 REV-EXCESS UG	02	011180	2,432,741.00-	02	101027-00000	02	011180	Y	
		FY19 REV-LAW RES	02	011180	794,412.00-	02	101031-00000	02	011180	Y	
		FY19 REV-EXCESS PHD	02	011180	411,549.00-	02	101026-00000	02	011180	Y	
		FY19 REV-LAW NR	02	011180	372,581.00-	02	101032-00000	02	011180	Y	
		FY19 REV-LAW WAIVERS	02	011180	311,817.00-	02	101033-00000	02	011180	Y	
		FY19 REV-SPRING NR	02	011180	15,829,034.00-	02	101005-00000	02	011180	Y	
		FY19 REV-SUM NR	02	011180	3,247,999.00-	02	101007-00000	02	011180	Y	
		FY19 REV-FALL WAIVERS	02	011180	26,526,289.00-	02	101020-00000	02	011180	Y	
		FY19 REV-VET NR	02	011180	145,800.00-	02	101012-00000	02	011180	Y	
		FY19 REV-VET WAIVERS	02	011180	374,057.00-	02	101023-00000	02	011180	Y	
		FY19 REV-LAB FEES-VET MED	02	011180	35,000.00-	02	101016-00000	02	011180	Y	
		FY19 REV-SUMMER WAIVERS	02	011180	6,830,852.00-	02	101022-00000	02	011180	Y	
		FY19 REV-VET RES	02	011180	2,666,143.00-	02	101011-00000	02	011180	Y	
		FY19 REV-UG WAIVERS	02	011180	55,000.00-	02	101024-00000	02	011180	Y	
		FY19 REV-GRAD DIFF	02	011180	10,484,768.00-	02	101017-00000	02	011180	Y	
		FY19 REV-SPRING WAIVERS	02	011180	24,313,656.00-	02	101021-00000	02	011180	Y	
		FY19 REV-SPRING RES	02	011180	28,562,368.00-	02	101004-00000	02	011180	Y	
		FY19 REV-FALL NR	02	011180	17,738,350.00-	02	101003-00000	02	011180	Y	
		FY19 REV-LAB FEES-TAMU	02	011180	115,000.00-	02	101000-00000	02	011180	Y	
		FY19 REV-FALL RES	02	011180	31,195,752.00-	02	101002-00000	02	011180	Y	
		** Decrease in Fund Balance **			177,665,315.00-						
02	010200	ED & GEN INCOME-GENERAL									
		FY19 REV-FUND 242	02	011180	350,000.00-	02	102006-00000	02	011180	Y	
		FY19 REV-MISC	02	011180	5,000.00-	02	102007-00000	02	011180	Y	
		FY19 REV-INV EARNINGS	02	011180	1,800,000.00-	02	102005-00000	02	011180	Y	
		FY19 REV-LAND GR ENDOW	02	011180	4,500.00-	02	102004-00000	02	011180	Y	
		** Decrease in Fund Balance **			2,159,500.00-						

Printed on a Xerox 9700 Laser Printing System at the Computing Services Center / Texas A&M University

Form: URGB01 (02/05/85)

CC	Account	Transaction Description	- Offset - CC	Account	Amount	-------- Actual Entry --------- ---- From ----- CC	Account	----- To ------ CC	Account	Feed	Mand
02	010210	VET TEACHING HOSPITAL									
		FY19 REV-VET HOSP	02	011180	16,000,000.00-	02	102100-00000	02	011180	Y	
		** Decrease in Fund Balance **			16,000,000.00-						
02	011176	TPEG TRANSFERS									
		FY19 E&G ALLOC-TPEG LAW NR	02	011180	11,178.00	02	011180	02	011176	Y	
		FY19 E&G ALLOC-TPEG RES	02	011180	9,637,539.00	02	011180	02	011176	Y	
		FY19 E&G ALLOC-TPEG VET	02	011180	399,921.00	02	011180	02	011176	Y	
		FY19 E&G ALLOC-TPEG NR	02	011180	1,104,462.00	02	011180	02	011176	Y	
		FY19 E&G ALLOC-TPEG LAW	02	011180	119,162.00	02	011180	02	011176	Y	
		FY19 E&G ALLOC-TPEG VET NR	02	011180	4,374.00	02	011180	02	011176	Y	
		FY19 E&G ALLOC-TPEG LAW	02	021612	119,162.00-	02	011176	02	216120-00000	N	
		FY19 E&G ALLOC-TPEG LAW NR	02	021613	11,178.00-	02	011176	02	216130-00000	N	
		FY19 E&G ALLOC-TPEG RES	02	021627	9,637,539.00-	02	011176	02	216270-00000	N	
		FY19 E&G ALLOC-TPEG NR	02	021628	1,104,462.00-	02	011176	02	216280-00000	N	
		FY19 E&G ALLOC-TPEG VET	02	021629	399,921.00-	02	011176	02	216290-00000	N	
		FY19 E&G ALLOC-TPEG VET NR	02	021630	4,374.00-	02	011176	02	216300-00000	N	
		** Decrease in Fund Balance **			0.00						
02	011180	UNAPPROPRIATED INCOME									
		FY19 DISCOUNTING	02	010000	54,813,239.00-	02	011180	02	100099-00000	N	
		FY19 REV-HSC INFRS	02	010000	2,733,362.00	02	100045-00000	02	011180	Y	
		FY19 REV-LIBM CONTRACT	02	010000	2,981,255.00	02	100047-00000	02	011180	Y	
		FY19 REV-AGENCY INFR	02	010000	8,068,447.00	02	100044-00000	02	011180	Y	
		FY19 REV-TOP 10%	02	010000	500,000.00	02	100048-00000	02	011180	N	
		FY19 REV-ERS	02	010000	36,563,046.00	02	100036-00000	02	011180	Y	
		FY19 REV-TX GRANT	02	010000	29,250,000.00	02	100029-00000	02	011180	N	
		FY19 REV-WORK STUDY	02	010000	175,000.00	02	100027-00000	02	011180	N	
		FY19 REV-BENEFITS PD BY STATE	02	010000	30,985,637.00	02	100002-00000	02	011180	Y	
		FY19 REV-STATE APPR	02	010000	295,990,725.00	02	100001-00000	02	011180	Y	
		FY19 REV-SPRING RES	02	010100	28,562,368.00	02	101004-00000	02	011180	Y	
		FY19 REV-EXCESS PHD	02	010100	411,549.00	02	101026-00000	02	011180	Y	
		FY19 REV-LAW RES	02	010100	794,412.00	02	101031-00000	02	011180	Y	
		FY19 REV-LAW WAIVERS	02	010100	311,817.00	02	101033-00000	02	011180	Y	
		FY19 REV-EXCESS UG	02	010100	2,432,741.00	02	101027-00000	02	011180	Y	
		FY19 REV-COURSE REPEAT FEES	02	010100	550,000.00	02	101029-00000	02	011180	Y	
		FY19 REV-GRAD WAIVERS	02	010100	180,000.00	02	101025-00000	02	011180	Y	
		FY19 REV-LAW NR	02	010100	372,581.00	02	101032-00000	02	011180	Y	
		FY19 REV-SPRING NR	02	010100	15,829,034.00	02	101005-00000	02	011180	Y	
		FY19 REV-VET NR	02	010100	145,800.00	02	101012-00000	02	011180	Y	
		FY19 REV-SUMMER WAIVERS	02	010100	6,830,852.00	02	101022-00000	02	011180	Y	
		FY19 REV-VET RES	02	010100	2,666,143.00	02	101011-00000	02	011180	Y	
		FY19 REV-VET WAIVERS	02	010100	374,057.00	02	101023-00000	02	011180	Y	
		FY19 REV-LAB FEES-VET MED	02	010100	35,000.00	02	101016-00000	02	011180	Y	
		FY19 REV-SPRING WAIVERS	02	010100	24,313,656.00	02	101021-00000	02	011180	Y	
		FY19 REV-SUM NR	02	010100	3,247,999.00	02	101007-00000	02	011180	Y	
		FY19 REV-UG WAIVERS	02	010100	55,000.00	02	101024-00000	02	011180	Y	

Printed on a Xerox 9700 Laser Printing System at the Computing Services Center / Texas A&M University

Form: URGB01 (02/05/85)

CC	Account	Transaction Description	- Offset - CC	Account	Amount	Actual Entry From CC	Account	To CC	Account	Feed	Mand
02	011180	UNAPPROPRIATED INCOME									
		FY19 REV-GRAD DIFF	02	010100	10,484,768.00	02	101017-00000	02	011180	Y	
		FY19 REV-FALL WAIVERS	02	010100	26,526,289.00	02	101020-00000	02	011180	Y	
		FY19 REV-SUMMER RES	02	010100	4,492,147.00	02	101006-00000	02	011180	Y	
		FY19 REV-FALL NR	02	010100	17,738,350.00	02	101003-00000	02	011180	Y	
		FY19 REV-FALL RES	02	010100	31,195,752.00	02	101002-00000	02	011180	Y	
		FY19 REV-LAB FEES-TAMU	02	010100	115,000.00	02	101000-00000	02	011180	Y	
		FY19 REV-FUND 242	02	010200	350,000.00	02	102006-00000	02	011180	Y	
		FY19 REV-MISC	02	010200	5,000.00	02	102007-00000	02	011180	Y	
		FY19 REV-INV EARNINGS	02	010200	1,800,000.00	02	102005-00000	02	011180	Y	
		FY19 REV-LAND GR ENDOW	02	010200	4,500.00	02	102004-00000	02	011180	Y	
		FY19 REV-VET HOSP	02	010210	16,000,000.00	02	102100-00000	02	011180	Y	
		FY19 E&G ALLOC-TPEG LAW NR	02	011176	11,178.00-	02	011180	02	011176	Y	
		FY19 E&G ALLOC-TPEG RES	02	011176	9,637,539.00-	02	011180	02	011176	Y	
		FY19 E&G ALLOC-TPEG VET	02	011176	399,921.00-	02	011180	02	011176	Y	
		FY19 E&G ALLOC-TPEG NR	02	011176	1,104,462.00-	02	011180	02	011176	Y	
		FY19 E&G ALLOC-TPEG LAW	02	011176	119,162.00-	02	011180	02	011176	Y	
		FY19 E&G ALLOC-TPEG VET NR	02	011176	4,374.00-	02	011180	02	011176	Y	
		FY19 TUITION REVENUE BONDS	01	011201	8,380,110.00-	02	011180	01	011201	N	Y
		FY19 E&G ALLOC-PURS	02	012000	643,500.00-	02	011180	02	120010-00000	Y	
		FY19 E&G ALLOC-PRAD	02	012000	358,054.00-	02	011180	02	120072-00000	Y	
		FY19 E&G ALLOC-OPEN REC	02	012000	145,588.00-	02	011180	02	120071-00000	Y	
		FY19 E&G ALLOC-GOVT	02	012000	644,036.00-	02	011180	02	120073-00000	Y	
		FY19 E&G ALLOC-DAS	02	012000	379,871.00-	02	011180	02	120057-00000	Y	
		FY19 E&G ALLOC-UARC	02	012000	319,032.00-	02	011180	02	120081-00000	Y	
		FY19 E&G ALLOC-SUST	02	012000	196,669.00-	02	011180	02	120082-00000	Y	
		FY19 E&G ALLOC-HUBS	02	012000	68,222.00-	02	011180	02	120012-00000	Y	
		FY19 E&G ALLOC-EHSD	02	012000	3,594,203.00-	02	011180	02	120013-00000	Y	
		FY19 E&G ALLOC-ACCT OPER	02	012000	1,976,007.00-	02	011180	02	120052-00000	Y	
		FY19 E&G ALLOC-ACCT SERV	02	012000	1,293,419.00-	02	011180	02	120051-00000	Y	
		FY19 E&G ALLOC-COPS	02	012000	6,201,611.00-	02	011180	02	120050-00000	Y	
		FY19 E&G ALLOC-SFSV	02	012000	959,151.00-	02	011180	02	120046-00000	Y	
		FY19 E&G ALLOC-PAYR	02	012000	743,644.00-	02	011180	02	120045-00000	Y	
		FY19 E&G ALLOC-EDPS	02	012000	664,382.00-	02	011180	02	120043-00000	Y	
		FY19 E&G ALLOC-CCOM	02	012000	242,616.00-	02	011180	02	120038-00000	Y	
		FY19 E&G ALLOC-BANKING FEES	02	012000	325,000.00-	02	011180	02	120047-00000	Y	
		FY19 E&G ALLOC-SRPL	02	012000	203,788.00-	02	011180	02	120039-00000	Y	
		FY19 E&G ALLOC-OBAS	02	012000	421,756.00-	02	011180	02	120048-00000	Y	
		FY19 E&G ALLOC-MASD	02	012000	899,004.00-	02	011180	02	120011-00000	Y	
		FY19 E&G ALLOC-VPFN	02	012000	1,960,082.00-	02	011180	02	120003-00000	Y	
		FY19 E&G ALLOC-HUMR	02	012000	3,021,411.00-	02	011180	02	120006-00000	Y	
		FY19 E&G ALLOC-PRES	02	012000	448,195.00-	02	011180	02	120001-00000	Y	
		FY19 E&G ALLOC-VPFN3	02	012000	348,524.00-	02	011180	02	120007-00000	Y	
		FY19 DISCOUNTING	02	012002	54,813,239.00	02	120014-00000	02	011180	N	
		FY19 E&G ALLOC-VPSS	02	012040	3,560,807.00-	02	011180	02	120405-00000	Y	
		FY19 BENEFIT ALLOCATION	02	012100	4,028,259.00-	02	011180	02	121009-00000	Y	
		FY19 BENEFIT ALLOCATION	02	012100	910,139.00-	02	011180	02	121232-00000	Y	

Printed on a Xerox 9700 Laser Printing System at the Computing Services Center / Texas A&M University

Form: URGB01 (02/05/85)

CC	Account	Transaction Description	- Offset - CC	Account	Amount	Actual Entry From CC	Account	To CC	Account	Feed	Mand
02	011180	UNAPPROPRIATED INCOME									
		FY19 BENEFIT ALLOCATION	02	012100	712,161.00-	02	011180	02	121231-00000	Y	
		FY19 BENEFIT ALLOCATION	02	012100	971,643.00-	02	011180	02	121233-00000	Y	
		FY19 BENEFIT ALLOCATION	02	012100	27,647,224.00-	02	011180	02	121230-00000	Y	
		FY19 BENEFIT ALLOCATION	02	012100	121,981.00-	02	011180	02	121234-00000	Y	
		FY19 BENEFIT ALLOCATION	02	012100	2,807.00-	02	011180	02	121235-00000	Y	
		FY19 BENEFIT ALLOCATION	02	012100	34,188,715.00-	02	011180	02	121051-00000	Y	
		FY19 BENEFIT ALLOCATION	02	012100	3,126,364.00-	02	011180	02	121052-00000	Y	
		FY19 BENEFIT ALLOCATION	02	012100	1,566,024.00-	02	011180	02	121229-00000	Y	
		FY19 BENEFIT ALLOCATION	02	012100	5,508,095.00-	02	011180	02	121228-00000	Y	
		FY19 BENEFIT ALLOCATION	02	012100	3,626,193.00-	02	011180	02	121227-00000	Y	
		FY19 BENEFIT ALLOCATION	02	012100	9,431.00-	02	011180	02	121057-00000	Y	
		FY19 BENEFIT ALLOCATION	02	012100	285,349.00-	02	011180	02	121056-00000	Y	
		FY19 BENEFIT ALLOCATION	02	012100	2,229,087.00-	02	011180	02	121055-00000	Y	
		FY19 BENEFIT ALLOCATION	02	012100	1,490,361.00-	02	011180	02	121053-00000	Y	
		FY19 BENEFIT ALLOCATION	02	012100	1,304,942.00-	02	011180	02	121054-00000	Y	
		FY19 BENEFIT ALLOCATION	02	012100	9,156,023.00-	02	011180	02	121050-00000	Y	
		FY19 E&G ALLOC-FCOR	02	012120	449,473.00-	02	011180	02	121206-00000	Y	
		FY19 E&G ALLOC-AA ALLOC	02	012120	421,138,606.00-	02	011180	02	121325-00000	Y	
		FY19 E&G ALLOC-MAIL	02	012120	363,173.00-	02	011180	02	121208-00000	Y	
		FY19 E&G ALLOC-CSCN	02	013430	2,128,573.00-	02	011180	02	134301-00000	Y	
		FY19 E&G ALLOC-VET WAIVERS	02	014400	374,057.00-	02	011180	02	144030-00000	Y	
		FY19 E&G ALLOC-CREC	02	015001	378,757.00-	02	011180	02	150002-00000	Y	
		FY19 E&G ALLOC-VPMC	02	015001	2,610,471.00-	02	011180	02	150005-00000	Y	
		FY19 E&G ALLOC-GIS	02	015001	182,114.00-	02	011180	02	150008-00000	Y	
		FY19 E&G ALLOC-UTIL	02	015150	457,000.00-	02	011180	02	151501-00000	Y	
		FY19 E&G ALLOC-LAW WAIVERS	02	016388	311,817.00-	02	011180	02	163884-00000	Y	
		FY19 E&G ALLOC-GRAD WAIVERS	02	016388	180,000.00-	02	011180	02	163883-00000	Y	
		FY19 E&G ALLOC-WAIVERS	02	016388	57,725,797.00-	02	011180	02	163880-00000	Y	
		FY19 E&G ALLOC-WORK STUDY	02	016390	175,000.00-	02	011180	02	163902-00000	N	
		FY19 E&G ALLOC-PUBLIC SURVIVOR	02	016394	40,000.00-	02	011180	02	163940-00000	Y	
		FY19 E&G ALLOC-TX GRANT	02	016395	29,250,000.00-	02	011180	02	163950-00000	N	
		FY19 E&G ALLOC-10%	02	016397	500,000.00-	02	011180	02	163970-00000	N	
		FY19 E&G ALLOC-E&G CONTINGENCY	02	017990	5,342,821.00-	02	011180	02	179901-10000	Y	
		TAMU AUF EXCELLENCE (119.205M)	01	021001	64,695,488.00	01	021001	02	011180	N	
		** Decrease in Fund Balance **			0.00						
02	012000	GENERAL ADMINISTRATION									
		FY19 E&G ALLOC-PRAD	02	011180	358,054.00	02	011180	02	120072-00000	Y	
		FY19 E&G ALLOC-OPEN REC	02	011180	145,588.00	02	011180	02	120071-00000	Y	
		FY19 E&G ALLOC-GOVT	02	011180	644,036.00	02	011180	02	120073-00000	Y	
		FY19 E&G ALLOC-DAS	02	011180	379,871.00	02	011180	02	120057-00000	Y	
		FY19 E&G ALLOC-UARC	02	011180	319,032.00	02	011180	02	120081-00000	Y	
		FY19 E&G ALLOC-SUST	02	011180	196,669.00	02	011180	02	120082-00000	Y	
		FY19 E&G ALLOC-EHSD	02	011180	3,594,203.00	02	011180	02	120013-00000	Y	
		FY19 E&G ALLOC-ACCT OPER	02	011180	1,976,007.00	02	011180	02	120052-00000	Y	
		FY19 E&G ALLOC-ACCT SERV	02	011180	1,293,419.00	02	011180	02	120051-00000	Y	

Printed on a Xerox 9700 Laser Printing System at the Computing Services Center / Texas A&M University

Form: URGB01 (02/05/85)

CC	Account	Transaction Description	Offset CC	Offset Account	Amount	Actual Entry From CC	Actual Entry From Account	Actual Entry To CC	Actual Entry To Account	Feed	Mand
02	012000	GENERAL ADMINISTRATION									
		FY19 E&G ALLOC-COPS	02	011180	6,201,611.00	02	011180	02	120050-00000	Y	
		FY19 E&G ALLOC-SFSV	02	011180	959,151.00	02	011180	02	120046-00000	Y	
		FY19 E&G ALLOC-PAYR	02	011180	743,644.00	02	011180	02	120045-00000	Y	
		FY19 E&G ALLOC-EDPS	02	011180	664,382.00	02	011180	02	120043-00000	Y	
		FY19 E&G ALLOC-CCOM	02	011180	242,616.00	02	011180	02	120038-00000	Y	
		FY19 E&G ALLOC-BANKING FEES	02	011180	325,000.00	02	011180	02	120047-00000	Y	
		FY19 E&G ALLOC-SRPL	02	011180	203,788.00	02	011180	02	120039-00000	Y	
		FY19 E&G ALLOC-OBAS	02	011180	421,756.00	02	011180	02	120048-00000	Y	
		FY19 E&G ALLOC-PURS	02	011180	643,500.00	02	011180	02	120010-00000	Y	
		FY19 E&G ALLOC-HUBS	02	011180	68,222.00	02	011180	02	120012-00000	Y	
		FY19 E&G ALLOC-MASD	02	011180	899,004.00	02	011180	02	120011-00000	Y	
		FY19 E&G ALLOC-VPFN	02	011180	1,960,082.00	02	011180	02	120003-00000	Y	
		FY19 E&G ALLOC-HUMR	02	011180	3,021,411.00	02	011180	02	120006-00000	Y	
		FY19 E&G ALLOC-PRES	02	011180	448,195.00	02	011180	02	120001-00000	Y	
		FY19 E&G ALLOC-VPFN3	02	011180	348,524.00	02	011180	02	120007-00000	Y	
		FY19 BASE BUDGET - URES	02	012120	6,046,630.00	02	121325-00000	02	120065-00000	Y	
		FY19 BASE BUDGET - OEFR	02	012120	280,000.00	02	121325-00000	02	120085-00000	Y	
		FY19 BASE BUDGET - VPROV	02	012120	402,034.00	02	121325-00000	02	120084-00000	Y	
		FY19 BASE BUDGET - PPO	02	012120	2,408,360.00	02	121325-00000	02	120069-00000	Y	
		FY19 BASE BUDGET - PDEV	02	012120	50,000.00	02	121325-00000	02	120069-00000	Y	
		FY19 BASE BUDGET - AST	02	012120	1,485,183.00	02	121325-00000	02	120067-00000	Y	
		FY19 BASE BUDGET - APAA	02	012120	365,872.00	02	121325-00000	02	120066-00000	Y	
		FY19 BASE BUDGET - PROV	02	012120	1,290,825.00	02	121325-00000	02	120002-00000	Y	
		FY19 BASE BUDGET - EIS	02	012120	3,971,997.00	02	121325-00000	02	120030-00000	Y	
		FY19 BASE BUDGET - IDIV	02	012120	795,466.00	02	121325-00000	02	120016-00000	Y	
		FY19 BASE BUDGET - OOIA	02	012120	661,502.00	02	121325-00000	02	120017-00000	Y	
		IT SERVICES-TIER1/TIER2	02	012120	1,857.00	02	121208-00000	02	120043-00000	Y	
		FY19 BASE BUDGET - ITS	02	012120	851,916.00	02	121325-00000	02	120031-00000	Y	
			02	013400	26,926.00-	02	120065-00000	02	134344-00000	Y	
			02	013810	8,615.00-	02	120065-00000	02	138116-00000	Y	
		IT SERVICES-TIER1/TIER2	02	015001	1,592.00	02	150002-00000	02	120043-00000	Y	
		** Increase in Fund Balance **			44,635,458.00						
02	012002	AFR ADJ									
		FY19 DISCOUNTING	02	011180	54,813,239.00-	02	120014-00000	02	011180	N	
		** Decrease in Fund Balance **			54,813,239.00-						
02	012040	STUDENT SERVICES									
		FY19 E&G ALLOC-VPSS	02	011180	3,560,807.00	02	011180	02	120405-00000	Y	
		MUSIC ACTIVITIES	02	012120	31,679.00-	02	120405-00000	02	121213-00000	Y	
		FY19 BASE BUDGET - ADMI	02	012120	3,424,554.00	02	121325-00000	02	120400-00000	Y	
		FY19 BASE BUDGET - REGI	02	012120	806,236.00	02	121325-00000	02	121323-00000	Y	
		FY19 BASE BUDGET - AABS	02	012120	1,684,643.00	02	121325-00000	02	121317-00000	Y	
		FY19 BASE BUDGET - SFAOP	02	012120	3,431,069.00	02	121325-00000	02	120410-00000	Y	
		FY19 BASE BUDGET - ITAS	02	012120	2,882,177.00	02	121325-00000	02	121322-00000	Y	
		MILITARY SCIENCE	02	013430	109,974.00-	02	120405-00000	02	134313-00000	Y	

Printed on a Xerox 9700 Laser Printing System at the Computing Services Center / Texas A&M University

Form: URGB01 (02/05/85)

CC	Account	Transaction Description	- Offset - CC	Account	Amount	-------- Actual Entry --------- ---- From ----- CC	Account	----- To ------ CC	Account	Feed	Mand
02	012040	STUDENT SERVICES									
		UNIVERSITY CENTER	02	015060	66,041.00-	02	120405-00000	02	150603-00000	Y	
		REC SPORTS	02	015100	4,704.00-	02	120405-00000	02	151005-00000	Y	
		** Increase in Fund Balance **			15,577,088.00						
02	012100	GENERAL INSTITUTIONAL EXPENSE									
		FY19 BENEFIT ALLOCATION	02	011180	4,028,259.00	02	011180	02	121009-00000	Y	
		FY19 BENEFIT ALLOCATION	02	011180	3,126,364.00	02	011180	02	121052-00000	Y	
		FY19 BENEFIT ALLOCATION	02	011180	1,566,024.00	02	011180	02	121229-00000	Y	
		FY19 BENEFIT ALLOCATION	02	011180	5,508,095.00	02	011180	02	121228-00000	Y	
		FY19 BENEFIT ALLOCATION	02	011180	3,626,193.00	02	011180	02	121227-00000	Y	
		FY19 BENEFIT ALLOCATION	02	011180	9,431.00	02	011180	02	121057-00000	Y	
		FY19 BENEFIT ALLOCATION	02	011180	285,349.00	02	011180	02	121056-00000	Y	
		FY19 BENEFIT ALLOCATION	02	011180	2,229,087.00	02	011180	02	121055-00000	Y	
		FY19 BENEFIT ALLOCATION	02	011180	1,490,361.00	02	011180	02	121053-00000	Y	
		FY19 BENEFIT ALLOCATION	02	011180	1,304,942.00	02	011180	02	121054-00000	Y	
		FY19 BENEFIT ALLOCATION	02	011180	34,188,715.00	02	011180	02	121051-00000	Y	
		FY19 BENEFIT ALLOCATION	02	011180	910,139.00	02	011180	02	121232-00000	Y	
		FY19 BENEFIT ALLOCATION	02	011180	712,161.00	02	011180	02	121231-00000	Y	
		FY19 BENEFIT ALLOCATION	02	011180	971,643.00	02	011180	02	121233-00000	Y	
		FY19 BENEFIT ALLOCATION	02	011180	27,647,224.00	02	011180	02	121230-00000	Y	
		FY19 BENEFIT ALLOCATION	02	011180	121,981.00	02	011180	02	121234-00000	Y	
		FY19 BENEFIT ALLOCATION	02	011180	2,807.00	02	011180	02	121235-00000	Y	
		FY19 BENEFIT ALLOCATION	02	011180	9,156,023.00	02	011180	02	121050-00000	Y	
		** Increase in Fund Balance **			96,884,798.00						
02	012120	GENERAL INSTITUTIONAL - OTHER									
		FY19 E&G ALLOC-AA ALLOC	02	011180	421,138,606.00	02	011180	02	121325-00000	Y	
		FY19 E&G ALLOC-MAIL	02	011180	363,173.00	02	011180	02	121208-00000	Y	
		FY19 E&G ALLOC-FCOR	02	011180	449,473.00	02	011180	02	121206-00000	Y	
		FY19 BASE BUDGET - PROV	02	012000	1,290,825.00-	02	121325-00000	02	120002-00000	Y	
		FY19 BASE BUDGET - AST	02	012000	1,485,183.00-	02	121325-00000	02	120067-00000	Y	
		FY19 BASE BUDGET - OEFR	02	012000	280,000.00-	02	121325-00000	02	120085-00000	Y	
		FY19 BASE BUDGET - PPO	02	012000	2,408,360.00-	02	121325-00000	02	120069-00000	Y	
		FY19 BASE BUDGET - PDEV	02	012000	50,000.00-	02	121325-00000	02	120069-00000	Y	
		FY19 BASE BUDGET - APAA	02	012000	365,872.00-	02	121325-00000	02	120066-00000	Y	
		FY19 BASE BUDGET - URES	02	012000	6,046,630.00-	02	121325-00000	02	120065-00000	Y	
		FY19 BASE BUDGET - VPROV	02	012000	402,034.00-	02	121325-00000	02	120084-00000	Y	
		FY19 BASE BUDGET - EIS	02	012000	3,971,997.00-	02	121325-00000	02	120030-00000	Y	
		FY19 BASE BUDGET - IDIV	02	012000	795,466.00-	02	121325-00000	02	120016-00000	Y	
		FY19 BASE BUDGET - OOIA	02	012000	661,502.00-	02	121325-00000	02	120017-00000	Y	
		IT SERVICES-TIER1/TIER2	02	012000	1,857.00-	02	121208-00000	02	120043-00000	Y	
		FY19 BASE BUDGET - ITS	02	012000	851,916.00-	02	121325-00000	02	120031-00000	Y	
		FY19 BASE BUDGET - REGI	02	012040	806,236.00-	02	121325-00000	02	121323-00000	Y	
		FY19 BASE BUDGET - ADMI	02	012040	3,424,554.00-	02	121325-00000	02	120400-00000	Y	
		FY19 BASE BUDGET - AABS	02	012040	1,684,643.00-	02	121325-00000	02	121317-00000	Y	
		FY19 BASE BUDGET - SFAOP	02	012040	3,431,069.00-	02	121325-00000	02	120410-00000	Y	

Printed on a Xerox 9700 Laser Printing System at the Computing Services Center / Texas A&M University

Form: URGB01 (02/05/85)

CC	Account	Transaction Description	Offset CC	Offset Account	Amount	Actual Entry From CC	Actual Entry From Account	Actual Entry To CC	Actual Entry To Account	Feed	Mand
02	012120	GENERAL INSTITUTIONAL - OTHER									
		FY19 BASE BUDGET - ITAS	02	012040	2,882,177.00-	02	121325-00000	02	121322-00000	Y	
		MUSIC ACTIVITIES	02	012040	31,679.00	02	120405-00000	02	121213-00000	Y	
		FY19 BASE BUDGET - CLAG	02	013000	38,686,176.00-	02	121325-00000	02	130019-00000	Y	
		FY19 BASE BUDGET - CBU	02	013090	6,802,966.00-	02	121325-00000	02	130900-00000	Y	
		FY19 BASE BUDGET - CED	02	013150	21,809,213.00-	02	121325-00000	02	131502-00000	Y	
		FY19 BASE BUDGET - CEN	02	013200	64,156,251.00-	02	121325-00000	02	132014-00000	Y	
		FY19 BASE BUDGET - CLLA	02	013300	50,419,121.00-	02	121325-00000	02	133017-00000	Y	
		FY19 BASE BUDGET - CSC	02	013350	46,140,318.00-	02	121325-00000	02	133510-00000	Y	
		FY19 BASE BUDGET - ISC	02	013400	196,163.00-	02	121325-00000	02	134004-00000	Y	
		FY19 BASE BUDGET - GRST	02	013400	5,653,302.00-	02	121325-00000	02	134040-00000	Y	
		FY19 BASE BUDGET - DOF	02	013400	1,452,500.00-	02	121325-00000	02	134075-00000	Y	
		FY19 BASE BUDGET - DOF	02	013400	31,807.00-	02	121325-00000	02	134050-00000	Y	
		FY19 BASE BUDGET - DOF	02	013400	232,592.00-	02	121325-00000	02	134046-00000	Y	
		FY19 BASE BUDGET - ATLT	02	013400	364,666.00-	02	121325-00000	02	134044-00000	Y	
		FY19 BASE BUDGET - AHSO	02	013400	200,192.00-	02	121325-00000	02	134021-00000	Y	
		FY19 BASE BUDGET - URES	02	013400	1,034,896.00-	02	121325-00000	02	134344-00000	Y	
		FY19 BASE BUDGET - CHEM	02	013430	168,713.00-	02	121325-00000	02	134333-00000	Y	
		FY19 BASE BUDGET - EDBS	02	013430	724,408.00-	02	121325-00000	02	134331-00000	Y	
		FY19 BASE BUDGET - LAAR	02	013430	100,916.00-	02	121325-00000	02	134312-00000	Y	
		FY19 BASE BUDGET - GALV	02	013430	434,930.00-	02	121325-00000	02	134311-00000	Y	
		FY19 BASE BUDGET - UHON	02	013430	60,000.00-	02	121325-00000	02	134309-10000	Y	
		FY19 BASE BUDGET - UPRS	02	013430	389,959.00-	02	121325-00000	02	134343-00000	Y	
		FY19 BASE BUDGET - HECN	02	013430	388,232.00-	02	121325-00000	02	134308-00000	Y	
		FY19 BASE BUDGET - UHON	02	013430	200,000.00-	02	121325-00000	02	134309-00000	Y	
		FY19 BASE BUDGET - CLVM	02	013500	6,621,581.00-	02	121325-00000	02	135001-00000	Y	
		FY19 BASE BUDGET - CLAR	02	013710	13,519,788.00-	02	121325-00000	02	137100-00000	Y	
		FY19 BASE BUDGET - CBA	02	013720	29,244,993.00-	02	121325-00000	02	137200-00000	Y	
		FY19 BASE BUDGET - CLGE	02	013750	14,011,274.00-	02	121325-00000	02	137500-00000	Y	
		FY19 BASE BUDGET - GRST	02	013790	858,342.00-	02	121325-00000	02	137901-00000	Y	
		FY19 BASE BUDGET - ACAD	02	013790	356,567.00-	02	121325-00000	02	137903-00000	Y	
		FY19 BASE BUDGET - ASC	02	013790	504,989.00-	02	121325-00000	02	137909-00000	Y	
		FY19 BASE BUDGET - SABR	02	013790	323,592.00-	02	121325-00000	02	137905-00000	Y	
		FY19 BASE BUDGET - APHU	02	013790	318,193.00-	02	121325-00000	02	137902-00000	Y	
		FY19 BASE BUDGET - DOF	02	013790	1,995,064.00-	02	121325-00000	02	137900-00000	Y	
		FY19 BASE BUDGET - TAMIN	02	013810	238,153.00-	02	121325-00000	02	138108-00000	Y	
		FY19 BASE BUDGET - MHEC	02	013810	150,000.00-	02	121325-00000	02	138129-00000	Y	
		FY19 BASE BUDGET - PROV	02	013810	225,000.00-	02	121325-00000	02	138132-00000	Y	
		FY19 BASE BUDGET - CMSE	02	013810	517,113.00-	02	121325-00000	02	138131-00000	Y	
		FY19 BASE BUDGET - ISED	02	013810	1,000,000.00-	02	121325-00000	02	138130-00000	Y	
		FY19 BASE BUDGET - TIAS	02	013810	1,234,506.00-	02	121325-00000	02	138116-00000	Y	
		FY19 BASE BUDGET - IQSE	02	013810	491,429.00-	02	121325-00000	02	138102-00000	Y	
		FY19 BASE BUDGET - PROV	02	013810	3,641,961.00-	02	121325-00000	02	138100-00000	Y	
		FY19 BASE BUDGET - CLW	02	013830	8,818,505.00-	02	121325-00000	02	138301-00000	Y	
		FY19 BASE BUDGET - LIBM	02	014400	341,369.00-	02	121325-00000	02	144014-00000	Y	
		FY19 BASE BUDGET - CLVM	02	014400	46,714,037.00-	02	121325-00000	02	144028-00000	Y	
		FY19 BASE BUDGET - CLVM	02	014400	125,000.00-	02	121325-00000	02	144020-00000	Y	

Printed on a Xerox 9700 Laser Printing System at the Computing Services Center / Texas A&M University

Form: URGB01 (02/05/85)

CC	Account	Transaction Description	- Offset - CC	Account	Amount	Actual Entry From CC	Account	To CC	Account	Feed	Mand
02	012120	GENERAL INSTITUTIONAL - OTHER									
		FY19 BASE BUDGET - LIBR	02	014900	11,646,794.00-	02	121325-00000	02	149003-00000	Y	
		FY19 BASE BUDGET - LIBM	02	014900	2,981,255.00-	02	121325-00000	02	149022-00000	Y	
		FY19 BASE BUDGET - SEAG	02	015300	520,424.00-	02	121325-00000	02	153001-00000	Y	
		FY19 BASE BUDGET - URES	02	015500	388,881.00-	02	121325-00000	02	155074-00000	Y	
		FY19 BASE BUDGET - CYCL	02	016300	953,630.00-	02	121325-00000	02	163001-00000	Y	
		FY19 BASE BUDGET - ASC	02	016320	77,022.00-	02	121325-00000	02	163201-00000	Y	
		FY19 BASE BUDGET - PPRI	02	016360	94,671.00-	02	121325-00000	02	163601-00000	Y	
		FY19 BASE BUDGET - COLN	02	016405	684,524.00-	02	121325-00000	02	164050-00000	Y	
		** Increase in Fund Balance **			2,896,632.00						
02	013000	DOE & FACULTY SALARIES-AG & LIFE SC									
		FY19 BASE BUDGET - CLAG	02	012120	38,686,176.00	02	121325-00000	02	130019-00000	Y	
		CLAG OT	02	013400	564,824.00	02	134040-00000	02	130039-00000	Y	
		** Increase in Fund Balance **			39,251,000.00						
02	013050	DOE & FACULTY SALARIES-ARCHITECTURE									
		CLAR OT	02	013400	270,383.00	02	134040-00000	02	130511-00000	Y	
		VIZA SALARIES	02	013710	2,407,391.00	02	137100-00000	02	130504-00000	Y	
		CLAR SUPPORT SALARIES	02	013710	550,000.00	02	137100-00000	02	130502-00000	Y	
		LAUP SALARIES	02	013710	2,584,970.00	02	137100-00000	02	130503-00000	Y	
		ARCH SALARIES	02	013710	3,584,111.00	02	137100-00000	02	130500-00000	Y	
		COSC SALARIES	02	013710	2,770,591.00	02	137100-00000	02	130501-00000	Y	
		** Increase in Fund Balance **			12,167,446.00						
02	013090	DOE & FACULTY SALARIES - BUSH SCHL									
		FY19 BASE BUDGET - CBU	02	012120	6,802,966.00	02	121325-00000	02	130900-00000	Y	
		BUSH OT	02	013400	273,590.00	02	134040-00000	02	130905-00000	Y	
		** Increase in Fund Balance **			7,076,556.00						
02	013100	DOE & FACULTY SALARIES-BUSINESS									
		CBA OT	02	013400	644,060.00	02	134040-00000	02	131016-00000	Y	
		FY19 ALLOCATION	02	013720	27,864,160.00	02	137200-00000	02	131011-00000	Y	
		** Increase in Fund Balance **			28,508,220.00						
02	013150	DOE & FACULTY SALARIES-EDUCATION									
		FY19 BASE BUDGET - CED	02	012120	21,809,213.00	02	121325-00000	02	131502-00000	Y	
		CED OT	02	013400	659,090.00	02	134040-00000	02	131513-00000	Y	
		** Increase in Fund Balance **			22,468,303.00						
02	013200	DOE & FACULTY SALARIES-ENGINEERING									
		FY19 BASE BUDGET - CEN	02	012120	64,156,251.00	02	121325-00000	02	132014-00000	Y	
		CEN OT	02	013400	1,438,775.00	02	134040-00000	02	132016-00000	Y	
		** Increase in Fund Balance **			65,595,026.00						
02	013250	DOE & FACULTY SALARIES-GEOSCIENCES									
		CLGE OT	02	013400	127,922.00	02	134040-00000	02	132512-00000	Y	

Printed on a Xerox 9700 Laser Printing System at the Computing Services Center / Texas A&M University

Form: URGB01 (02/05/85)

CC	Account	Transaction Description	- Offset - CC	Account	Amount	Actual Entry From CC	Account	To CC	Account	Feed	Mand
02	013250	DOE & FACULTY SALARIES-GEOSCIENCES									
		FY19 E&G PHI - IODP	02	013750	107,530.00	02	137500-00000	02	132509-00000	Y	
		FY19 E&G PHI - ENVP	02	013750	179,810.00	02	137500-00000	02	132535-00000	Y	
		FY19 E&G PHI - IT	02	013750	233,527.00	02	137500-00000	02	132529-00000	Y	
		FY19 E&G PHI - GERG	02	013750	98,180.00	02	137500-00000	02	132509-20000	Y	
		FY19 E&G PHI - OCNG	02	013750	2,418,010.00	02	137500-00000	02	132504-00000	Y	
		FY19 E&G PHI - GAT SUPPORT	02	013750	658,292.00	02	137500-00000	02	132506-00000	Y	
		FY19 E&G PHI - ATMO	02	013750	2,571,020.00	02	137500-00000	02	132503-00000	Y	
		FY19 E&G PHI - GEOL	02	013750	3,600,799.00	02	137500-00000	02	132501-00000	Y	
		FY19 E&G PHI - GEOG	02	013750	2,060,964.00	02	137500-00000	02	132500-00000	Y	
		** Increase in Fund Balance **			12,056,054.00						
02	013300	DOE & FACULTY SALARIES-LIBERAL ARTS									
		FY19 BASE BUDGET - CLLA	02	012120	50,419,121.00	02	121325-00000	02	133017-00000	Y	
		CLLA OT	02	013400	346,801.00	02	134040-00000	02	133019-00000	Y	
		** Increase in Fund Balance **			50,765,922.00						
02	013350	DOE & FACULTY SALARIES-SCIENCE									
		FY19 BASE BUDGET - CSC	02	012120	46,140,318.00	02	121325-00000	02	133510-00000	Y	
		CSC OT	02	013400	532,127.00	02	134040-00000	02	133514-00000	Y	
		AMP NUCLEAR SOLUTIONS INST.	02	013810	48,000.00-	02	133510-00000	02	138111-00000	Y	
		AMP-APPLIED MATHEMATICAL STAT	02	013810	61,982.00-	02	133510-00000	02	138109-00000	Y	
		** Increase in Fund Balance **			46,562,463.00						
02	013400	DOE & FACULTY SALARIES-OTHER									
			02	012000	26,926.00	02	120065-00000	02	134344-00000	Y	
		FY19 BASE BUDGET - DOF	02	012120	31,807.00	02	121325-00000	02	134050-00000	Y	
		FY19 BASE BUDGET - URES	02	012120	1,034,896.00	02	121325-00000	02	134344-00000	Y	
		FY19 BASE BUDGET - DOF	02	012120	232,592.00	02	121325-00000	02	134046-00000	Y	
		FY19 BASE BUDGET - DOF	02	012120	1,452,500.00	02	121325-00000	02	134075-00000	Y	
		FY19 BASE BUDGET - GRST	02	012120	5,653,302.00	02	121325-00000	02	134040-00000	Y	
		FY19 BASE BUDGET - ATLT	02	012120	364,666.00	02	121325-00000	02	134044-00000	Y	
		FY19 BASE BUDGET - ISC	02	012120	196,163.00	02	121325-00000	02	134004-00000	Y	
		FY19 BASE BUDGET - AHSO	02	012120	200,192.00	02	121325-00000	02	134021-00000	Y	
		CLAG OT	02	013000	564,824.00-	02	134040-00000	02	130039-00000	Y	
		CLAR OT	02	013050	270,383.00-	02	134040-00000	02	130511-00000	Y	
		BUSH OT	02	013090	273,590.00-	02	134040-00000	02	130905-00000	Y	
		CBA OT	02	013100	644,060.00-	02	134040-00000	02	131016-00000	Y	
		CED OT	02	013150	659,090.00-	02	134040-00000	02	131513-00000	Y	
		CEN OT	02	013200	1,438,775.00-	02	134040-00000	02	132016-00000	Y	
		CLGE OT	02	013250	127,922.00-	02	134040-00000	02	132512-00000	Y	
		CLLA OT	02	013300	346,801.00-	02	134040-00000	02	133019-00000	Y	
		CSC OT	02	013350	532,127.00-	02	134040-00000	02	133514-00000	Y	
		CLVM OT	02	013500	72,091.00-	02	134040-00000	02	135307-00000	Y	
		** Increase in Fund Balance **			4,263,381.00						
02	013430	DOE & FACULTY SALARIES-INTERDISCIPL									
		FY19 E&G ALLOC-CSCN	02	011180	2,128,573.00	02	011180	02	134301-00000	Y	

Printed on a Xerox 9700 Laser Printing System at the Computing Services Center / Texas A&M University

Form: URGB01 (02/05/85)

CC	Account	Transaction Description	- Offset - CC	Offset - Account	Amount	Actual Entry From CC	Actual Entry From Account	Actual Entry To CC	Actual Entry To Account	Feed	Mand
02	013430	DOE & FACULTY SALARIES-INTERDISCIPL									
		MILITARY SCIENCE	02	012040	109,974.00	02	120405-00000	02	134313-00000	Y	
		FY19 BASE BUDGET - UHON	02	012120	60,000.00	02	121325-00000	02	134309-10000	Y	
		FY19 BASE BUDGET - LAAR	02	012120	100,916.00	02	121325-00000	02	134312-00000	Y	
		FY19 BASE BUDGET - CHEM	02	012120	168,713.00	02	121325-00000	02	134333-00000	Y	
		FY19 BASE BUDGET - EDBS	02	012120	724,408.00	02	121325-00000	02	134331-00000	Y	
		FY19 BASE BUDGET - GALV	02	012120	434,930.00	02	121325-00000	02	134311-00000	Y	
		FY19 BASE BUDGET - UPRS	02	012120	389,959.00	02	121325-00000	02	134343-00000	Y	
		FY19 BASE BUDGET - UHON	02	012120	200,000.00	02	121325-00000	02	134309-00000	Y	
		FY19 BASE BUDGET - HECN	02	012120	388,232.00	02	121325-00000	02	134308-00000	Y	
		** Increase in Fund Balance **			4,705,705.00						
02	013500	DOE & FACULTY SALARIES - VET MED									
		FY19 BASE BUDGET - CLVM	02	012120	6,621,581.00	02	121325-00000	02	135001-00000	Y	
		CLVM OT	02	013400	72,091.00	02	134040-00000	02	135307-00000	Y	
		VIBS TAMIN	02	013810	159,120.00-	02	135001-00000	02	138114-00000	Y	
		VTPB WSGI	02	013810	349,217.00-	02	135001-00000	02	138110-00000	Y	
		EQU ADMIN AND GADDY	02	014400	217,049.00-	02	135001-00000	02	144012-00000	Y	
		VTPK	02	014400	483,041.00-	02	135001-00000	02	144016-00000	Y	
		TO BALANCE	02	014400	5,166.00-	02	135001-00000	02	144028-00000	Y	
		SEC GUARD	02	014400	178,347.00-	02	135001-00000	02	144020-00000	Y	
		OUTREACH AND DEVEL	02	014400	464,866.00-	02	135001-00000	02	144001-00000	Y	
		** Increase in Fund Balance **			4,836,866.00						
02	013710	INSTRUCTIONAL ADMIN-ARCHITECTURE									
		FY19 BASE BUDGET - CLAR	02	012120	13,519,788.00	02	121325-00000	02	137100-00000	Y	
		VIZA SALARIES	02	013050	2,407,391.00-	02	137100-00000	02	130504-00000	Y	
		CLAR SUPPORT SALARIES	02	013050	550,000.00-	02	137100-00000	02	130502-00000	Y	
		LAUP SALARIES	02	013050	2,584,970.00-	02	137100-00000	02	130503-00000	Y	
		ARCH SALARIES	02	013050	3,584,111.00-	02	137100-00000	02	130500-00000	Y	
		COSC SALARIES	02	013050	2,770,591.00-	02	137100-00000	02	130501-00000	Y	
		** Increase in Fund Balance **			1,622,725.00						
02	013720	INSTRUCTIONAL ADMIN-BUSINESS									
		FY19 BASE BUDGET - CBA	02	012120	29,244,993.00	02	121325-00000	02	137200-00000	Y	
		FY19 ALLOCATION	02	013100	27,864,160.00-	02	137200-00000	02	131011-00000	Y	
		** Increase in Fund Balance **			1,380,833.00						
02	013750	INSTRUCTIONAL ADMIN-GEOSCIENCES									
		FY19 BASE BUDGET - CLGE	02	012120	14,011,274.00	02	121325-00000	02	137500-00000	Y	
		FY19 E&G PHI - OCNG	02	013250	2,418,010.00-	02	137500-00000	02	132504-00000	Y	
		FY19 E&G PHI - ENVP	02	013250	179,810.00-	02	137500-00000	02	132535-00000	Y	
		FY19 E&G PHI - IT	02	013250	233,527.00-	02	137500-00000	02	132529-00000	Y	
		FY19 E&G PHI - GERG	02	013250	98,180.00-	02	137500-00000	02	132509-20000	Y	
		FY19 E&G PHI - IODP	02	013250	107,530.00-	02	137500-00000	02	132509-00000	Y	
		FY19 E&G PHI - GAT SUPPORT	02	013250	658,292.00-	02	137500-00000	02	132506-00000	Y	
		FY19 E&G PHI - ATMO	02	013250	2,571,020.00-	02	137500-00000	02	132503-00000	Y	

Printed on a Xerox 9700 Laser Printing System at the Computing Services Center / Texas A&M University

Form: URGB01 (02/05/85)

CC	Account	Transaction Description	- Offset - CC	Account	Amount	-------- Actual Entry --------- ---- From ----- CC	Account	----- To ------ CC	Account	Feed	Mand
02	013750	INSTRUCTIONAL ADMIN-GEOSCIENCES									
		FY19 E&G PHI - GEOG	02	013250	2,060,964.00-	02	137500-00000	02	132500-00000	Y	
		FY19 E&G PHI - GEOL	02	013250	3,600,799.00-	02	137500-00000	02	132501-00000	Y	
		** Increase in Fund Balance **			2,083,142.00						
02	013790	INSTRUCTIONAL ADMIN-INTERDISCIPLINA									
		FY19 BASE BUDGET - GRST	02	012120	858,342.00	02	121325-00000	02	137901-00000	Y	
		FY19 BASE BUDGET - ASC	02	012120	504,989.00	02	121325-00000	02	137909-00000	Y	
		FY19 BASE BUDGET - SABR	02	012120	323,592.00	02	121325-00000	02	137905-00000	Y	
		FY19 BASE BUDGET - ACAD	02	012120	356,567.00	02	121325-00000	02	137903-00000	Y	
		FY19 BASE BUDGET - APHU	02	012120	318,193.00	02	121325-00000	02	137902-00000	Y	
		FY19 BASE BUDGET - DOF	02	012120	1,995,064.00	02	121325-00000	02	137900-00000	Y	
		** Increase in Fund Balance **			4,356,747.00						
02	013810	ACADEMIC MASTER PLAN									
			02	012000	8,615.00	02	120065-00000	02	138116-00000	Y	
		FY19 BASE BUDGET - TIAS	02	012120	1,234,506.00	02	121325-00000	02	138116-00000	Y	
		FY19 BASE BUDGET - PROV	02	012120	225,000.00	02	121325-00000	02	138132-00000	Y	
		FY19 BASE BUDGET - CMSE	02	012120	517,113.00	02	121325-00000	02	138131-00000	Y	
		FY19 BASE BUDGET - MHEC	02	012120	150,000.00	02	121325-00000	02	138129-00000	Y	
		FY19 BASE BUDGET - ISED	02	012120	1,000,000.00	02	121325-00000	02	138130-00000	Y	
		FY19 BASE BUDGET - TAMIN	02	012120	238,153.00	02	121325-00000	02	138108-00000	Y	
		FY19 BASE BUDGET - PROV	02	012120	3,641,961.00	02	121325-00000	02	138100-00000	Y	
		FY19 BASE BUDGET - IQSE	02	012120	491,429.00	02	121325-00000	02	138102-00000	Y	
		AMP NUCLEAR SOLUTIONS INST.	02	013350	48,000.00	02	133510-00000	02	138111-00000	Y	
		AMP-APPLIED MATHEMATICAL STAT	02	013350	61,982.00	02	133510-00000	02	138109-00000	Y	
		VTPB WSGI	02	013500	349,217.00	02	135001-00000	02	138110-00000	Y	
		VIBS TAMIN	02	013500	159,120.00	02	135001-00000	02	138114-00000	Y	
		** Increase in Fund Balance **			8,125,096.00						
02	013830	COLLEGE OF LAW (CLLW)									
		FY19 BASE BUDGET - CLW	02	012120	8,818,505.00	02	121325-00000	02	138301-00000	Y	
		** Increase in Fund Balance **			8,818,505.00						
02	014400	VETERINARY MEDICINE									
		FY19 E&G ALLOC-VET WAIVERS	02	011180	374,057.00	02	011180	02	144030-00000	Y	
		FY19 BASE BUDGET - CLVM	02	012120	125,000.00	02	121325-00000	02	144020-00000	Y	
		FY19 BASE BUDGET - CLVM	02	012120	46,714,037.00	02	121325-00000	02	144028-00000	Y	
		FY19 BASE BUDGET - LIBM	02	012120	341,369.00	02	121325-00000	02	144014-00000	Y	
		OUTREACH AND DEVEL	02	013500	464,866.00	02	135001-00000	02	144001-00000	Y	
		TO BALANCE	02	013500	5,166.00	02	135001-00000	02	144028-00000	Y	
		SEC GUARD	02	013500	178,347.00	02	135001-00000	02	144020-00000	Y	
		VTPK	02	013500	483,041.00	02	135001-00000	02	144016-00000	Y	
		EQU ADMIN AND GADDY	02	013500	217,049.00	02	135001-00000	02	144012-00000	Y	
		** Increase in Fund Balance **			48,902,932.00						
02	014900	LIBRARY									
		FY19 BASE BUDGET - LIBR	02	012120	11,646,794.00	02	121325-00000	02	149003-00000	Y	

Printed on a Xerox 9700 Laser Printing System at the Computing Services Center / Texas A&M University

Form: URGB01 (02/05/85)

CC	Account	Transaction Description	- Offset - CC	Account	Amount	Actual Entry From CC	Account	To CC	Account	Feed	Mand
02	014900	LIBRARY									
		FY19 BASE BUDGET - LIBM	02	012120	2,981,255.00	02	121325-00000	02	149022-00000	Y	
		** Increase in Fund Balance **			14,628,049.00						
02	015001	PLANT SUPPORT									
		FY19 E&G ALLOC-CREC	02	011180	378,757.00	02	011180	02	150002-00000	Y	
		FY19 E&G ALLOC-GIS	02	011180	182,114.00	02	011180	02	150008-00000	Y	
		FY19 E&G ALLOC-VPMC	02	011180	2,610,471.00	02	011180	02	150005-00000	Y	
		IT SERVICES-TIER1/TIER2	02	012000	1,592.00-	02	150002-00000	02	120043-00000	Y	
		** Increase in Fund Balance **			3,169,750.00						
02	015060	BUILDING MAINTENANCE									
		UNIVERSITY CENTER	02	012040	66,041.00	02	120405-00000	02	150603-00000	Y	
		** Increase in Fund Balance **			66,041.00						
02	015100	CUSTODIAL									
		REC SPORTS	02	012040	4,704.00	02	120405-00000	02	151005-00000	Y	
		** Increase in Fund Balance **			4,704.00						
02	015150	UTILITIES									
		FY19 E&G ALLOC-UTIL	02	011180	457,000.00	02	011180	02	151501-00000	Y	
		** Increase in Fund Balance **			457,000.00						
02	015300	SEA GRANT									
		FY19 BASE BUDGET - SEAG	02	012120	520,424.00	02	121325-00000	02	153001-00000	Y	
		** Increase in Fund Balance **			520,424.00						
02	015500	ENERGY									
		FY19 BASE BUDGET - URES	02	012120	388,881.00	02	121325-00000	02	155074-00000	Y	
		** Increase in Fund Balance **			388,881.00						
02	016300	CYCLOTRON									
		FY19 BASE BUDGET - CYCL	02	012120	953,630.00	02	121325-00000	02	163001-00000	Y	
		** Increase in Fund Balance **			953,630.00						
02	016320	REMEDIAL EDUCATION									
		FY19 BASE BUDGET - ASC	02	012120	77,022.00	02	121325-00000	02	163201-00000	Y	
		** Increase in Fund Balance **			77,022.00						
02	016360	PUBLIC POLICY RESOURCE LAB									
		FY19 BASE BUDGET - PPRI	02	012120	94,671.00	02	121325-00000	02	163601-00000	Y	
		** Increase in Fund Balance **			94,671.00						
02	016388	SCHOLARSHIP-WAIVERS & EXEMPTIONS									
		FY19 E&G ALLOC-LAW WAIVERS	02	011180	311,817.00	02	011180	02	163884-00000	Y	
		FY19 E&G ALLOC-GRAD WAIVERS	02	011180	180,000.00	02	011180	02	163883-00000	Y	
		FY19 E&G ALLOC-WAIVERS	02	011180	57,725,797.00	02	011180	02	163880-00000	Y	
		** Increase in Fund Balance **			58,217,614.00						

Printed on a Xerox 9700 Laser Printing System at the Computing Services Center / Texas A&M University

Form: URGB01 (02/05/85)

CC	Account	Transaction Description	- Offset - CC	Account	Amount	Actual Entry From CC	Account	To CC	Account	Feed	Mand
02	016390	COLLEGE WORK STUDY - STATE									
		FY19 E&G ALLOC-WORK STUDY	02	011180	175,000.00	02	011180	02	163902-00000	N	
		** Increase in Fund Balance **			175,000.00						
02	016394	PUBLIC SERVICE-SURVIVOR'S BENEFIT									
		FY19 E&G ALLOC-PUBLIC SURVIVOR	02	011180	40,000.00	02	011180	02	163940-00000	Y	
		** Increase in Fund Balance **			40,000.00						
02	016395	TEXAS GRANT - TAMU - CS - STATE									
		FY19 E&G ALLOC-TX GRANT	02	011180	29,250,000.00	02	011180	02	163950-00000	N	
		** Increase in Fund Balance **			29,250,000.00						
02	016397	TOP 10% STATE SCHOLARSHIP									
		FY19 E&G ALLOC-10%	02	011180	500,000.00	02	011180	02	163970-00000	N	
		** Increase in Fund Balance **			500,000.00						
02	016405	SCHOOL OF ARCHITECTURE									
		FY19 BASE BUDGET - COLN	02	012120	684,524.00	02	121325-00000	02	164050-00000	Y	
		** Increase in Fund Balance **			684,524.00						
02	017990	UNIVERSITY RESERVE									
		FY19 E&G ALLOC-E&G CONTINGENCY	02	011180	5,342,821.00	02	011180	02	179901-10000	Y	
		** Increase in Fund Balance **			5,342,821.00						
02	019999	AFR TUITION DISCOUNTING									
		FY19 DISCOUNTING	02	050000	26,739,585.00-	02	199999-00000	02	510239-00000	N	
		** Decrease in Fund Balance **			26,739,585.00-						
02	020023	UNIVERSITY POLICE									
		FY19 INV EARN-COPS	02	021108	37,807.00	02	211080-00000	02	200230-00000	Y	
		** Increase in Fund Balance **			37,807.00						
02	020026	COMPASS REVENUES									
		FY19 COMPASS ALLOC-MSC	02	020638	500,000.00-	02	200260-00000	02	206380-00000	Y	
		FY19 COMPASS ALLOC-CONTR MGMT	02	020649	1,000,000.00-	02	200260-00000	02	206490-00000	Y	
		** Decrease in Fund Balance **			1,500,000.00-						
02	020030	DEPARTMENTAL ACCOUNTING SERVICES									
		DAS Accounting Fees	02	020105	40,870.00	02	201050-00000	02	200300-00000	Y	
		DAS Accounting Fees	02	021032	6,800.00	02	210320-00000	02	200300-00000	Y	
		FY19 INV EARNINGS ALLOC	02	021108	6,325.00-	02	200300-00000	02	211080-00000	Y	
		DAS Accounting Fees	02	021820	36,934.00	02	218200-00000	02	200300-00000	Y	
		DAS Accounting Fees	02	021841	11,590.00	02	218410-00000	02	200300-00000	Y	
		IT SERVICES-TIER1/TIER2	02	021841	7,440.00-	02	200300-00000	02	218410-00000	Y	
		DAS Accounting Fees	02	021856	5,470.00	02	218560-00000	02	200300-00000	Y	
		** Increase in Fund Balance **			87,899.00						

Printed on a Xerox 9700 Laser Printing System at the Computing Services Center / Texas A&M University

Form: URGB01 (02/05/85)

CC	Account	Transaction Description	- Offset - CC	Account	Amount	-------- Actual Entry --------- ---- From ----- CC	Account	----- To ------ CC	Account	Feed	Mand
02	020039	STAFF APPRECIATION WEEK									
		FY19 CONCESS ALLOC-STAFF APPR	02	021778	35,000.00	02	217780-00000	02	200390-00000	Y	
		** Increase in Fund Balance **			35,000.00						
02	020105	VICE PRESIDENT FOR FINANCE & CFO									
		DAS Accounting Fees	02	020030	40,870.00-	02	201050-00000	02	200300-00000	Y	
		FY19 INV EARN-VPFN	02	021108	382,083.00	02	211080-00000	02	201050-00000	Y	
		IT SERVICES-IMAGING	02	021601	14,046.00-	02	201050-00000	02	216010-00000	Y	
		CFO Allocation	02	021816	98,300.00	02	218160-00000	02	201050-00000	Y	
		IT SERVICES-TIER1/TIER2	02	021841	494.00-	02	201050-00000	02	218410-00000	Y	
		** Increase in Fund Balance **			424,973.00						
02	020106	BUDGET OFFICE									
		Galv. Shared Services-Budget	02	020339	13,770.00	02	203390-00000	02	201060-00000	Y	
		FY19 INV EARN-OBAS	02	021108	44,932.00	02	211080-00000	02	201060-00000	Y	
		IT SERVICES-TIER1/TIER2	02	021841	1,610.00-	02	201060-00000	02	218410-00000	Y	
		** Increase in Fund Balance **			57,092.00						
02	020107	TAMU SPORTS CLUBS									
		TAMU SPORTS CLUBS	02	030042	305,438.00	02	300420-00000	02	201070-00000	Y	
		** Increase in Fund Balance **			305,438.00						
02	020118	ADMI - ENROLLMENT SERVICES									
		Admissions & Records Allocation	02	021816	150,000.00	02	218160-00000	02	201180-00000	Y	
		** Increase in Fund Balance **			150,000.00						
02	020133	VP - HR SERVICES									
		FY19 INV EARN-VPHR1	02	021108	111,023.00	02	211080-00000	02	201330-00000	Y	
		** Increase in Fund Balance **			111,023.00						
02	020210	SOLTIS CTR FOR RESEARCH AND EDUCATI									
		FY19 BASE BUDGET - COSR	02	021800	280,412.00	02	218000-00000	02	202100-00000	Y	
		** Increase in Fund Balance **			280,412.00						
02	020215	UNDERGRAD SCHOLARSHIPS									
		FY19 BASE BUDGET - FAID	02	020655	2,462,555.00	02	206550-00000	02	202150-00000	Y	
		** Increase in Fund Balance **			2,462,555.00						
02	020253	TAILGATING									
		FY19 CONCESS ALLOC-TAILGATING	02	021778	200,000.00	02	217780-00000	02	202530-00000	Y	
		** Increase in Fund Balance **			200,000.00						
02	020286	ASSOCIATE VP & CONTROLLER									
		Galv. Shared Services-Controller	02	020339	29,647.00	02	203390-00000	02	202860-00000	Y	
		Replace Investment Earnings	02	021041	240,000.00-	02	202860-00000	02	210410-00000	Y	
		Fund Swap Galv. Shared Services	02	021041	308,450.00	02	210410-00000	02	202860-00000	Y	
		Salary Study-Merit	02	021041	9,700.00-	02	202860-00000	02	210410-00000	Y	

Printed on a Xerox 9700 Laser Printing System at the Computing Services Center / Texas A&M University

Form: URGB01 (02/05/85)

CC	Account	Transaction Description	- Offset - CC	Account	Amount	Actual Entry From CC	Account	To CC	Account	Feed	Mand
02	020286	ASSOCIATE VP & CONTROLLER									
		Controller Allocation	02	021816	143,294.00	02	218160-00000	02	202860-00000	Y	
		Replace Auxiliary Assessment	02	021819	50,000.00-	02	202860-00000	02	218190-00000	Y	
		Fund Swap Galv. Shared Services	02	021820	38,529.00	02	218200-00000	02	202860-00000	Y	
		** Increase in Fund Balance **			220,220.00						
02	020339	SHARED FINANCIAL SERVICES									
		Galv. Shared Services-Budget	02	020106	13,770.00-	02	203390-00000	02	201060-00000	Y	
		Galv. Shared Services-Controller	02	020286	29,647.00-	02	203390-00000	02	202860-00000	Y	
		HSC Operating Costs -EHS	02	020755	132,590.00-	02	203390-00000	02	207550-00000	Y	
		TAMUT Shared Services- FMO	02	021041	6,400.00-	02	203390-00000	02	210410-00000	Y	
		TARLETON SHRED SERVICS-FMO	02	021041	22,000.00-	02	203390-00000	02	210410-00000	Y	
		SYSTEM SHARED SERVICES-FMO	02	021041	486,500.00-	02	203390-00000	02	210410-00000	Y	
		GALV. SHARED SERVICES-GALV FMS	02	021041	140,181.00-	02	203390-00000	02	210410-00000	Y	
		SYSTEM PCI SHARED SERVICES-FMO	02	021041	110,000.00-	02	203390-00000	02	210410-00000	Y	
		TAMUK SHRED SVS-TAX,FMO (TRECS	02	021041	36,000.00-	02	203390-00000	02	210410-00000	Y	
		HSC Operating Costs -FMO	02	021041	34,400.00-	02	203390-00000	02	210410-00000	Y	
		TAMUC, TEES SHARED SVCS (TREC)	02	021041	27,000.00-	02	203390-00000	02	210410-00000	Y	
		PVAMU SHARED SERVICES-FMO	02	021041	16,214.00-	02	203390-00000	02	210410-00000	Y	
		GALV SHARED SERVICES-FMO	02	021041	654,334.00-	02	203390-00000	02	210410-00000	Y	
		TAMUI SHARED SERVICES FMO	02	021041	14,305.00-	02	203390-00000	02	210410-00000	Y	
		TAMUCT SHARED SERVICES-TAX	02	021041	8,000.00-	02	203390-00000	02	210410-00000	Y	
		FY INV EARNINGS ALLOC	02	021108	775,000.00	02	211080-00000	02	203390-00000	Y	
		System Shared Services-HR	02	021470	109,099.00-	02	203390-00000	02	214700-00000	Y	
		Galv. Shared Services-Contracts	02	021529	6,573.00-	02	203390-00000	02	215290-00000	Y	
		GALV SHARED SERVICES IMAGING	02	021601	28,604.00-	02	203390-00000	02	216010-00000	Y	
		System Shared Services-Imaging	02	021601	21,028.00-	02	203390-00000	02	216010-00000	Y	
		HSC Operating Costs -Payroll	02	021819	13,760.00-	02	203390-00000	02	218190-00000	Y	
		TAMUT SHARED SERVICES PAYROLL	02	021819	33,600.00-	02	203390-00000	02	218190-00000	Y	
		SYSTEM SHARED SERVICES PAYROLL	02	021819	41,256.00-	02	203390-00000	02	218190-00000	Y	
		TAMUCT SHARED SERVICES PAYROLL	02	021819	38,178.00-	02	203390-00000	02	218190-00000	Y	
		GALV SHARED SERVICES PAYROLL	02	021819	14,222.00-	02	203390-00000	02	218190-00000	Y	
		GALV SHARED SERVICES SBS	02	021820	97,784.00-	02	203390-00000	02	218200-00000	Y	
		System Shared Services - SBS	02	021820	6,380.00-	02	203390-00000	02	218200-00000	Y	
		System Shared Services-IT	02	021841	2,312.00-	02	203390-00000	02	218410-00000	Y	
		GALV SHARED SERVICES-IT	02	021841	7,655.00-	02	203390-00000	02	218410-00000	Y	
		HSC Operating Costs -Procurement	02	027026	17,200.00-	02	203390-00000	02	270260-00000	Y	
		GALV SHARED SVCS PROCUREMENT	02	027026	93,094.00-	02	203390-00000	02	270260-00000	Y	
		System Shared Services-EOD	02	027129	198,889.00-	02	203390-00000	02	271290-00000	Y	
		** Decrease in Fund Balance **			1,685,975.00-						
02	020346	UNIVERSITY ARTS									
		FY19 INV EARN-UART	02	021108	93,280.00	02	211080-00000	02	203460-00000	Y	
		** Increase in Fund Balance **			93,280.00						
02	020364	DEFERRED MAINTENANCE RESERVE									
		FY19 INV EARN-DEF MAINT	02	021108	3,000,000.00	02	211080-00000	02	020364	Y	

Printed on a Xerox 9700 Laser Printing System at the Computing Services Center / Texas A&M University

Form: URGB01 (02/05/85)

CC	Account	Transaction Description	- Offset - CC	Account	Amount	Actual Entry From CC	Account	To CC	Account	Feed	Mand
02	020364	DEFERRED MAINTENANCE RESERVE									
		FY19 DT ALLOC-DEF MAINT	02	024000	9,000,000.00	02	024000	02	020364	Y	
		** Increase in Fund Balance **			12,000,000.00						
02	020368	MAYS MASTERS' PROGRAM FEE - DEAN									
		FY19 ALLOCATION	02	021908	1,796,733.00	02	219080-00000	02	203680-00000	Y	
		** Increase in Fund Balance **			1,796,733.00						
02	020381	COLLEGIATE LICENSING OFFICE									
		FY19 LIC ALLOC-CORPS	02	021641	300,000.00-	02	203810-00000	02	216410-00000	Y	
		FY19 LIC ALLOC-CORPS	02	021641	100,000.00-	02	203810-00000	02	216410-00000	Y	
		FY19 LIC ALLOC-ATHL	02	030009	2,300,000.00-	02	203810-00000	02	300090-00000	N	
		FY19 LIC ALLOC-ATHL	02	030009	100,000.00-	02	203810-00000	02	300090-00000	N	
		FY19 LIC ALLOC-BONFIRE	02	050000	60,000.00-	02	203810-00000	02	511986-00000	N	
		** Decrease in Fund Balance **			2,860,000.00-						
02	020421	ATHLETIC COMPLIANCE									
		FY19 INV EARN-ATCO	02	021108	651,580.00	02	211080-00000	02	204210-00000	Y	
		FY19 COMPLIANCE FUNDING	02	030009	30,426.00	02	300090-00000	02	204210-00000	N	
		** Increase in Fund Balance **			682,006.00						
02	020430	CONTINGENCY RESERVE FOR REPAIRS									
		FY19 INV EARN-CONT REPAIRS	02	021108	95,000.00	02	211080-00000	02	204300-00000	Y	
		** Increase in Fund Balance **			95,000.00						
02	020432	PRESIDENT'S OFFICE									
		FY19 INV EARN-PRES	02	021108	1,213,930.00	02	211080-00000	02	204320-00000	Y	
		** Increase in Fund Balance **			1,213,930.00						
02	020469	SYSTEM ASSESSMENTS									
		FY19 INV EARN-SYSTEM ASSESS	02	021108	10,111,997.00	02	211080-00000	02	204690-00000	Y	
		** Increase in Fund Balance **			10,111,997.00						
02	020472	LNOS TEACHING FEE REVENUE									
		FY19 LNOS CEN	02	021608	385,000.00-	02	204720-00000	02	216080-00000	Y	
		FY19 LNOS CBA	02	021863	70,000.00-	02	204720-00000	02	218630-00000	Y	
		FY19 LNOS CSC	02	021868	1,258,899.00-	02	204720-00000	02	218680-00000	Y	
		FY19 LNOS CGE	02	022141	61,000.00-	02	204720-00000	02	221413-00000	Y	
		FY19 LNOS CED	02	022572	457,000.00-	02	204720-00000	02	225720-00000	Y	
		FY19 LNOS CBU	02	022599	168,265.00-	02	204720-00000	02	225990-00000	Y	
		FY19 LNOS CAG	02	022606	180,000.00-	02	204720-00000	02	226060-00000	Y	
		** Decrease in Fund Balance **			2,580,164.00-						
02	020473	KYLE FIELD RENOVATION - HOT REVENUE									
		FY19 DEBT SERVICE	01	088832	1,190,126.00-	02	020473	01	088832	N	Y
		** Decrease in Fund Balance **			1,190,126.00-						

Printed on a Xerox 9700 Laser Printing System at the Computing Services Center / Texas A&M University

Form: URGB01 (02/05/85)

CC	Account	Transaction Description	- Offset - CC	Account	Amount	-------- Actual Entry --------- ---- From ----- CC	Account	----- To ------ CC	Account	Feed	Mand
02	020475	SAS/CIRT OPERATIONS ACCOUNT									
		STUDENT LIFE/CIRT/SAS	02	021124	24,000.00	02	211240-00000	02	204750-00000	Y	
		** Increase in Fund Balance **			24,000.00						
02	020487	SCHOLARSHIPS - DIVERSITY FUNDING									
		SCHOLARSHIPS DIVERSITY FUND	02	020636	4,000.00	02	206360-00000	02	204870-00000	Y	
		** Increase in Fund Balance **			4,000.00						
02	020522	DIVISION OF STUDENT AFFAIRS IT									
		IT CONSOLIDATION	02	030252	80,700.00	02	302520-00000	02	205220-00000	Y	
		** Increase in Fund Balance **			80,700.00						
02	020601	NCTM BUILDING OPERATIONS									
		FY 19 COMMERCIAL PAPER	01	088832	1,774,161.00-	02	020601	01	088832	N	Y
		** Decrease in Fund Balance **			1,774,161.00-						
02	020636	DIVISON OF ADMIN DIVERSITY INITIATI									
		SCHOLARSHIPS DIVERSITY FUND	02	020487	4,000.00-	02	206360-00000	02	204870-00000	Y	
		** Decrease in Fund Balance **			4,000.00-						
02	020638	MSC FACILITY SUPPORT									
		FY19 COMPASS ALLOC-MSC	02	020026	500,000.00	02	200260-00000	02	206380-00000	Y	
		** Increase in Fund Balance **			500,000.00						
02	020649	FACILITIES AND DINING ADMIN									
		FY19 COMPASS ALLOC-CONTR MGMT	02	020026	1,000,000.00	02	200260-00000	02	206490-00000	Y	
		** Increase in Fund Balance **			1,000,000.00						
02	020655	PROVOST INITIATIVES									
		FY19 BASE BUDGET - FAID	02	020215	2,462,555.00-	02	206550-00000	02	202150-00000	Y	
		FY19 INV EARN-FAC & GA	02	021108	1,001,274.00	02	211080-00000	02	206550-00000	Y	
		FY19 BASE BUDGET - UPRS	02	021127	80,000.00-	02	206550-00000	02	211270-00000	Y	
		FY19 BASE BUDGET - BUSH	02	021313	555,176.00-	02	206550-00000	02	213130-00000	Y	
		FY19 BASE BUDGET - IFSS	02	021371	6,111.00-	02	206550-00000	02	213710-00000	Y	
		FY19 BASE BUDGET - WSM	02	021615	6,000.00-	02	206550-00000	02	216150-00000	Y	
		FY19 BASE BUDGET - FAID	02	021638	350,000.00-	02	206550-00000	02	216380-00000	Y	
		FY19 BASE BUDGET - FAID	02	021639	103,000.00-	02	206550-00000	02	216390-00000	Y	
		FY19 BASE BUDGET - FAID	02	021640	15,000.00-	02	206550-00000	02	216400-00000	Y	
		FY19 BASE BUDGET - PROV	02	021772	98,334.00-	02	206550-00000	02	217720-00000	Y	
		FY19 CONCESS ALLOC-FAC & GA	02	021778	500,000.00	02	217780-00000	02	206550-00000	Y	
		FY19 BASE BUDGET - FACS	02	022030	3,500.00-	02	206550-00000	02	220300-00000	Y	
		FY19 BOOKSTORE ALLOC-FAC & GA	02	030117	1,304,000.00	02	301170-00000	02	206550-00000	Y	
		FY19 INV EARN-FAC & GA	02	030215	874,402.00	02	302150-00000	02	206550-00000	Y	
		** Decrease in Fund Balance **			0.00						
02	020663	CLAR - GRADUATE PROGRAM FEES									
		VIZA	02	020665	269,200.00-	02	206630-00000	02	206650-00000	Y	

Printed on a Xerox 9700 Laser Printing System at the Computing Services Center / Texas A&M University

Form: URGB01 (02/05/85)

CC	Account	Transaction Description	- Offset - CC	Account	Amount	-------- Actual Entry --------- ---- From ----- CC	Account	----- To ------ CC	Account	Feed	Mand
02	020663	CLAR - GRADUATE PROGRAM FEES									
		LAUP	02	020666	390,500.00-	02	206630-00000	02	206660-00000	Y	
		COSC	02	020667	84,800.00-	02	206630-00000	02	206670-00000	Y	
		ARCH	02	020668	460,500.00-	02	206630-00000	02	206680-00000	Y	
		** Decrease in Fund Balance **			1,205,000.00-						
02	020664	SERVICE RECOGNITION AWARDS									
		FY19 INV EARN-HUMR	02	021108	10,000.00	02	211080-00000	02	206640-00000	Y	
		** Increase in Fund Balance **			10,000.00						
02	020665	VIZA - GRADUATE PROGRAM FEES									
		VIZA	02	020663	269,200.00	02	206630-00000	02	206650-00000	Y	
		** Increase in Fund Balance **			269,200.00						
02	020666	LAUP - GRADUATE PROGRAM FEES									
		LAUP	02	020663	390,500.00	02	206630-00000	02	206660-00000	Y	
		** Increase in Fund Balance **			390,500.00						
02	020667	COSC - GRADUATE PROGRAM FEES									
		COSC	02	020663	84,800.00	02	206630-00000	02	206670-00000	Y	
		** Increase in Fund Balance **			84,800.00						
02	020668	ARCH - GRADUATE PROGRAM FEES									
		ARCH	02	020663	460,500.00	02	206630-00000	02	206680-00000	Y	
		** Increase in Fund Balance **			460,500.00						
02	020690	QATAR SERVICE LEVEL AGREEMENTS -REV									
		FY19 QATAR SLA - OGAPS	02	020691	53,360.00-	02	206900-00000	02	206903-00000	Y	
		FY19 QATAR SLA - QSO	02	020691	126,460.00-	02	206900-00000	02	206914-00000	Y	
		FY19 QATAR SLA - FMO	02	020691	159,220.00-	02	206900-00000	02	206910-00000	Y	
		FY19 QATAR SLA - HR	02	020691	76,579.00-	02	206900-00000	02	206911-00000	Y	
		FY19 QATAR SLA - CLSC	02	020691	196,964.00-	02	206900-00000	02	206908-00000	Y	
		FY19 QATAR SLA - CLLA	02	020691	113,791.00-	02	206900-00000	02	206907-00000	Y	
		FY19 QATAR SLA - LIBRARY	02	020691	446,326.00-	02	206900-00000	02	206913-00000	Y	
		FY19 QATAR SLA - CONTRACT ADM	02	020691	6,406.00-	02	206900-00000	02	206909-00000	Y	
		FY19 QATAR SLA - CLEN	02	020691	734,827.00-	02	206900-00000	02	206906-00000	Y	
		FY19 QATAR SLA - PROCUREMENT	02	020691	60,880.00-	02	206900-00000	02	206916-00000	Y	
		FY19 QATAR SLA - TEXC	02	020691	30,000.00-	02	206900-00000	02	206919-00000	Y	
		FY19 QATAR SLA - PROVOST	02	020691	230,593.00-	02	206900-00000	02	206915-00000	Y	
		FY19 QATAR SLA - VPFN IT	02	020691	15,988.00-	02	206900-00000	02	206918-00000	Y	
		FY19 QATAR SLA - PAYROLL	02	020691	41,822.00-	02	206900-00000	02	206905-00000	Y	
		FY19 QATAR SLA - UNDERGRAD STU	02	020691	12,900.00-	02	206900-00000	02	206901-00000	Y	
		FY19 QATAR SLA - VPR	02	020691	316,521.00-	02	206900-00000	02	206904-00000	Y	
		FY19 QATAR SLA - EIS	02	020692	375,000.00-	02	206900-00000	02	206920-00000	Y	
		FY19 QATAR SLA - ITS	02	020730	30,633.00-	02	206900-00000	02	207300-00000	Y	
		** Decrease in Fund Balance **			3,028,270.00-						

Printed on a Xerox 9700 Laser Printing System at the Computing Services Center / Texas A&M University

Form: URGB01 (02/05/85)

CC	Account	Transaction Description	- Offset - CC	Offset - Account	Amount	Actual Entry From CC	Actual Entry From Account	Actual Entry To CC	Actual Entry To Account	Feed	Mand
02	020691	QATAR SERVICE LEVEL AGREEMENTS-EXP									
		FY19 QATAR SLA - CLEN	02	020690	734,827.00	02	206900-00000	02	206906-00000	Y	
		FY19 QATAR SLA - QSO	02	020690	126,460.00	02	206900-00000	02	206914-00000	Y	
		FY19 QATAR SLA - FMO	02	020690	159,220.00	02	206900-00000	02	206910-00000	Y	
		FY19 QATAR SLA - HR	02	020690	76,579.00	02	206900-00000	02	206911-00000	Y	
		FY19 QATAR SLA - CLSC	02	020690	196,964.00	02	206900-00000	02	206908-00000	Y	
		FY19 QATAR SLA - CLLA	02	020690	113,791.00	02	206900-00000	02	206907-00000	Y	
		FY19 QATAR SLA - LIBRARY	02	020690	446,326.00	02	206900-00000	02	206913-00000	Y	
		FY19 QATAR SLA - CONTRACT ADM	02	020690	6,406.00	02	206900-00000	02	206909-00000	Y	
		FY19 QATAR SLA - PAYROLL	02	020690	41,822.00	02	206900-00000	02	206905-00000	Y	
		FY19 QATAR SLA - PROCUREMENT	02	020690	60,880.00	02	206900-00000	02	206916-00000	Y	
		FY19 QATAR SLA - TEXC	02	020690	30,000.00	02	206900-00000	02	206919-00000	Y	
		FY19 QATAR SLA - PROVOST	02	020690	230,593.00	02	206900-00000	02	206915-00000	Y	
		FY19 QATAR SLA - VPFN IT	02	020690	15,988.00	02	206900-00000	02	206918-00000	Y	
		FY19 QATAR SLA - OGAPS	02	020690	53,360.00	02	206900-00000	02	206903-00000	Y	
		FY19 QATAR SLA - VPR	02	020690	316,521.00	02	206900-00000	02	206904-00000	Y	
		FY19 QATAR SLA - UNDERGRAD STU	02	020690	12,900.00	02	206900-00000	02	206901-00000	Y	
		** Increase in Fund Balance **			2,622,637.00						
02	020692	QATAR SERVICE LEVEL AGREEMENTS-EIS									
		FY19 QATAR SLA - EIS	02	020690	375,000.00	02	206900-00000	02	206920-00000	Y	
		** Increase in Fund Balance **			375,000.00						
02	020730	QATAR SERVICE LEVEL AGREEMENTS-ITS									
		FY19 QATAR SLA - ITS	02	020690	30,633.00	02	206900-00000	02	207300-00000	Y	
		** Increase in Fund Balance **			30,633.00						
02	020755	EHSD MISCELLANEOUS REVENUE									
		HSC Operating Costs -EHS	02	020339	132,590.00	02	203390-00000	02	207550-00000	Y	
		** Increase in Fund Balance **			132,590.00						
02	020827	UTILITIES E&G SUPPLEMENT									
		FY19 INV EARN-UTIL E&G	02	021108	1,130,000.00	02	211080-00000	02	208270-00000	Y	
		** Increase in Fund Balance **			1,130,000.00						
02	020865	BUSH SCHOOL GRAD PROG FEE-MPIA REV									
		OPS	02	020867	403,079.00-	02	208650-00000	02	208670-00000	Y	
		SCHOLARSHIPS	02	020868	74,833.00-	02	208650-00000	02	208680-00000	Y	
		** Decrease in Fund Balance **			477,912.00-						
02	020866	BUSH SCHOOL GRAD PROG FEE-MPSA REV									
		OPS	02	020867	403,080.00-	02	208660-00000	02	208670-00000	Y	
		SCHOLARSHIPS	02	020868	74,833.00-	02	208660-00000	02	208680-00000	Y	
		** Decrease in Fund Balance **			477,913.00-						
02	020867	BUSH SCHOOL GRAD PROG FEE-EXPENDITU									
		OPS	02	020865	403,079.00	02	208650-00000	02	208670-00000	Y	

Printed on a Xerox 9700 Laser Printing System at the Computing Services Center / Texas A&M University

Form: URGB01 (02/05/85)

CC	Account	Transaction Description	- Offset - CC	Account	Amount	-------- Actual Entry --------- ---- From ----- CC	Account	----- To ------ CC	Account	Feed	Mand
02	020867	BUSH SCHOOL GRAD PROG FEE-EXPENDITU									
		OPS	02	020866	403,080.00	02	208660-00000	02	208670-00000	Y	
		** Increase in Fund Balance **			806,159.00						
02	020868	BUSH SCHOOL GRAD PROG FEE-SCHOLARSH									
		SCHOLARSHIPS	02	020865	74,833.00	02	208650-00000	02	208680-00000	Y	
		SCHOLARSHIPS	02	020866	74,833.00	02	208660-00000	02	208680-00000	Y	
		** Increase in Fund Balance **			149,666.00						
02	021032	SURPLUS PROPERTY									
		DAS Accounting Fees	02	020030	6,800.00-	02	210320-00000	02	200300-00000	Y	
		FY19 INV EARNINGS ALLOC	02	021108	41,644.00-	02	210320-00000	02	211080-00000	Y	
		FY19 ALLOCATION	02	021108	84,000.00-	02	021032	02	211080-00000	Y	
		IT SERVICES-TIER1/TIER2	02	021841	1,857.00-	02	210320-00000	02	218410-00000	Y	
		** Decrease in Fund Balance **			134,301.00-						
02	021041	FMO									
		Fund Swap Galv. Shared Services	02	020286	308,450.00-	02	210410-00000	02	202860-00000	Y	
		Replace Investment Earnings	02	020286	240,000.00	02	202860-00000	02	210410-00000	Y	
		Salary Study-Merit	02	020286	9,700.00	02	202860-00000	02	210410-00000	Y	
		GALV SHARED SERVICES-FMO	02	020339	654,334.00	02	203390-00000	02	210410-00000	Y	
		PVAMU SHARED SERVICES-FMO	02	020339	16,214.00	02	203390-00000	02	210410-00000	Y	
		TAMUK SHRED SVS-TAX,FMO (TRECS	02	020339	36,000.00	02	203390-00000	02	210410-00000	Y	
		HSC Operating Costs -FMO	02	020339	34,400.00	02	203390-00000	02	210410-00000	Y	
		SYSTEM PCI SHARED SERVICES-FMO	02	020339	110,000.00	02	203390-00000	02	210410-00000	Y	
		TARLETON SHRED SERVICS-FMO	02	020339	22,000.00	02	203390-00000	02	210410-00000	Y	
		SYSTEM SHARED SERVICES-FMO	02	020339	486,500.00	02	203390-00000	02	210410-00000	Y	
		TAMUC, TEES SHARED SVCS (TREC)	02	020339	27,000.00	02	203390-00000	02	210410-00000	Y	
		GALV. SHARED SERVICES-GALV FMS	02	020339	140,181.00	02	203390-00000	02	210410-00000	Y	
		TAMUT Shared Services- FMO	02	020339	6,400.00	02	203390-00000	02	210410-00000	Y	
		TAMUI SHARED SERVICES FMO	02	020339	14,305.00	02	203390-00000	02	210410-00000	Y	
		TAMUCT SHARED SERVICES-TAX	02	020339	8,000.00	02	203390-00000	02	210410-00000	Y	
		FY19 ALLOC-INV EARNINGS	02	021108	71,613.00-	02	210410-00000	02	211080-00000	Y	
		IT SERVICES-IMAGING	02	021601	10,594.00-	02	210410-00000	02	216010-00000	Y	
		IT SERVICES-IMAGING	02	021601	19,674.00-	02	210410-00000	02	216010-00000	Y	
		IT SERVICES-IMAGING-TAMUG	02	021601	12,205.00-	02	210410-00000	02	216010-00000	Y	
		FMO FEES	02	021820	107,762.00	02	218200-00000	02	210410-00000	Y	
		IT SERVICES-TIER 1/TIER 2	02	021841	15,333.00-	02	210410-00000	02	218410-00000	Y	
		IT SERVICES-TIER1/TIER2	02	021841	15,208.00-	02	210410-00000	02	218410-00000	Y	
		IT SERVICES-TIER1/TIER2-TAMUG	02	021841	6,708.00-	02	210410-00000	02	218410-00000	Y	
		IT SERVICES-TRAINING ROOM	02	021841	6,198.00-	02	210410-00000	02	218410-00000	Y	
		** Increase in Fund Balance **			1,446,813.00						
02	021042	ENGAGEMENT INITIATIVES									
		FY19 INV EARN-ENGAGEMENT	02	021108	100,000.00	02	211080-00000	02	210420-00000	Y	
		** Increase in Fund Balance **			100,000.00						

Printed on a Xerox 9700 Laser Printing System at the Computing Services Center / Texas A&M University

Form: URGB01 (02/05/85)

CC	Account	Transaction Description	- Offset - CC	Account	Amount	-------- Actual Entry --------- ---- From ----- CC	Account	----- To ------ CC	Account	Feed	Mand
02	021071	STATE AUDITOR ASSESSMENTS									
		FY19 INV EARN-AUDIT	02	021108	145,000.00	02	211080-00000	02	210710-00000	Y	
		** Increase in Fund Balance **			145,000.00						
02	021076	LEGAL SERVICES									
		FY19 INV EARN-LEGAL	02	021108	125,000.00	02	211080-00000	02	210760-00000	Y	
		** Increase in Fund Balance **			125,000.00						
02	021080	BOOKSTORE ALLOCATION									
		XFER TO SOFC FOR STUDENT GROUP	02	030062	36,000.00	02	300620-00000	02	210800-00000	Y	
		FY19 BOOKSTORE ALLOC-SACT	02	030117	175,000.00	02	301170-00000	02	210800-00000	Y	
		** Increase in Fund Balance **			211,000.00						
02	021083	MSC FACILITY SUPPORT									
		FY19 BOOKSTORE ALLOC-MSC SUPT	02	030117	500,000.00	02	301170-00000	02	210830-00000	Y	
		** Increase in Fund Balance **			500,000.00						
02	021085	AFR YEAR END ENTRIES NON CASH (60)									
		FY19 DISCOUNTING	02	050000	118,105,436.00	02	510239-00000	02	210850-00000	N	
		FY19 DISCOUNTING	02	050000	73,348,840.00-	02	210850-00000	02	510239-00000	N	
		** Increase in Fund Balance **			44,756,596.00						
02	021094	FM RADIO STATION OPERATIONS									
		FY19 CONCESS ALLOC-EDBS	02	021778	21,316.00	02	217780-00000	02	210940-00000	Y	
		** Increase in Fund Balance **			21,316.00						
02	021108	INVESTMENT EARNINGS									
		FY19 INV EARN-COPS	02	020023	37,807.00-	02	211080-00000	02	200230-00000	Y	
		FY19 INV EARNINGS ALLOC	02	020030	6,325.00	02	200300-00000	02	211080-00000	Y	
		FY19 INV EARN-VPFN	02	020105	382,083.00-	02	211080-00000	02	201050-00000	Y	
		FY19 INV EARN-OBAS	02	020106	44,932.00-	02	211080-00000	02	201060-00000	Y	
		FY19 INV EARN-VPHR1	02	020133	111,023.00-	02	211080-00000	02	201330-00000	Y	
		FY INV EARNINGS ALLOC	02	020339	775,000.00-	02	211080-00000	02	203390-00000	Y	
		FY19 INV EARN-UART	02	020346	93,280.00-	02	211080-00000	02	203460-00000	Y	
		FY19 INV EARN-DEF MAINT	02	020364	3,000,000.00-	02	211080-00000	02	020364	Y	
		FY19 INV EARN-ATCO	02	020421	651,580.00-	02	211080-00000	02	204210-00000	Y	
		FY19 INV EARN-CONT REPAIRS	02	020430	95,000.00-	02	211080-00000	02	204300-00000	Y	
		FY19 INV EARN-PRES	02	020432	1,213,930.00-	02	211080-00000	02	204320-00000	Y	
		FY19 INV EARN-SYSTEM ASSESS	02	020469	10,111,997.00-	02	211080-00000	02	204690-00000	Y	
		FY19 INV EARN-FAC & GA	02	020655	1,001,274.00-	02	211080-00000	02	206550-00000	Y	
		FY19 INV EARN-HUMR	02	020664	10,000.00-	02	211080-00000	02	206640-00000	Y	
		FY19 INV EARN-UTIL E&G	02	020827	1,130,000.00-	02	211080-00000	02	208270-00000	Y	
		FY19 INV EARNINGS ALLOC	02	021032	41,644.00	02	210320-00000	02	211080-00000	Y	
		FY19 ALLOCATION	02	021032	84,000.00	02	021032	02	211080-00000	Y	
		FY19 ALLOC-INV EARNINGS	02	021041	71,613.00	02	210410-00000	02	211080-00000	Y	
		FY19 INV EARN-ENGAGEMENT	02	021042	100,000.00-	02	211080-00000	02	210420-00000	Y	
		FY19 INV EARN-AUDIT	02	021071	145,000.00-	02	211080-00000	02	210710-00000	Y	

Printed on a Xerox 9700 Laser Printing System at the Computing Services Center / Texas A&M University

Form: URGB01 (02/05/85)

CC	Account	Transaction Description	- Offset - CC	Account	Amount	Actual Entry From CC	Account	To CC	Account	Feed	Mand
02	021108	INVESTMENT EARNINGS									
		FY19 INV EARN-LEGAL	02	021076	125,000.00-	02	211080-00000	02	210760-00000	Y	
		FY19 INV EARN-EMERG MAINT	02	021117	142,347.00-	02	211080-00000	02	211170-00000	Y	
		FY19 INV EARNINGS ALLOC-FAID	02	021178	1,200,000.00-	02	211080-00000	02	211780-00000	Y	
		FY19 INV EARN-PIEI	02	021508	72,555.00-	02	211080-00000	02	215080-00000	Y	
		FY19 INV EARN-CCOM	02	021529	52,746.00-	02	211080-00000	02	215290-00000	Y	
		FY19 INV EARNINGS ALLOC	02	021820	35,610.00	02	218200-00000	02	211080-00000	Y	
		FY19 INV EARN-SFSV	02	021834	28,238.00-	02	211080-00000	02	218340-00000	Y	
		FY19 INV EARN-EDPS	02	021841	96,725.00-	02	211080-00000	02	218410-00000	Y	
		FY19 INV EARN-FCOR	02	021853	30,196.00-	02	211080-00000	02	218530-00000	Y	
		FY19 INV EARN-HUBS	02	021856	177,154.00-	02	211080-00000	02	218560-00000	Y	
		FY19 INV EARN-BAND	02	021878	100,000.00-	02	211080-00000	02	218780-00000	Y	
		FY19 INV EARN-CAMPS	02	021973	29,876.00-	02	211080-00000	02	219730-00000	Y	
		FY19 INV EARN-RES ALLOCATION	02	021975	72,635.00-	02	211080-00000	02	219750-00000	Y	
		FY19 INV EARNINGS ALLOC	02	027026	436,728.00-	02	211080-00000	02	270260-00000	Y	
		FY19 MOF TRANSFER TO SYSTEM	01	027100	800,000.00-	02	021108	01	027100	N	
		FY19 DEBT SERVICE	01	088832	588,532.00-	02	021108	01	088832	N	Y
		FY19 DEBT SERVICE (TAMUG)	01	088832	188,291.00-	02	021108	01	088832	N	Y
		** Decrease in Fund Balance **			22,804,737.00-						
02	021117	EMERGENCY MAINTENANCE & MODIFICATIO									
		FY19 INV EARN-EMERG MAINT	02	021108	142,347.00	02	211080-00000	02	211170-00000	Y	
		** Increase in Fund Balance **			142,347.00						
02	021124	STUDENT WELFARE & RECREATIONAL FACI									
		STUDENT LIFE/CIRT/SAS	02	020475	24,000.00-	02	211240-00000	02	204750-00000	Y	
		FY19 CONCESS ALLOC-STUDENT WEL	02	021778	37,000.00	02	217780-00000	02	211240-00000	Y	
		** Increase in Fund Balance **			13,000.00						
02	021127	TEXAS A&M UNIVERSITY PRESS PUBLICAT									
		FY19 BASE BUDGET - UPRS	02	020655	80,000.00	02	206550-00000	02	211270-00000	Y	
		** Increase in Fund Balance **			80,000.00						
02	021144	QATAR MANAGEMENT FEE - CLEN									
		QMF FOR ENGINEERING FY19	02	021800	2,000,000.00	02	218000-00000	02	211440-00000	Y	
		** Increase in Fund Balance **			2,000,000.00						
02	021156	FEE INSTALLMENT HANDLING CHARGE									
		Fee Installment Handling	02	021816	210,000.00	02	218160-00000	02	211560-00000	Y	
		Fee Installment Handling Rev.	02	021850	260,000.00	02	218500-00000	02	211560-00000	Y	
		** Increase in Fund Balance **			470,000.00						
02	021178	STAFF SCHOLARSHIP PROGRAM									
		FY19 INV EARNINGS ALLOC-FAID	02	021108	1,200,000.00	02	211080-00000	02	211780-00000	Y	
		** Increase in Fund Balance **			1,200,000.00						
02	021212	VP & ASSOC PROVOST FOR DIVERSITY									
		FY19 CONCESS ALLOC-IDIV	02	021778	10,000.00	02	217780-00000	02	212120-00000	Y	
		** Increase in Fund Balance **			10,000.00						

Printed on a Xerox 9700 Laser Printing System at the Computing Services Center / Texas A&M University

Form: URGB01 (02/05/85)

CC	Account	Transaction Description	- Offset - CC	Account	Amount	-------- Actual Entry --------- ---- From ----- CC	Account	----- To ------ CC	Account	Feed	Mand
02	021277	CARDIOVASCULAR LAB									
		FY19 DEBT SERVICE	01	088832	358,696.00-	02	021277	01	088832	N	Y
		** Decrease in Fund Balance **			358,696.00-						
02	021313	TAMU/BUSH LIBRARY									
		FY19 BASE BUDGET - BUSH	02	020655	555,176.00	02	206550-00000	02	213130-00000	Y	
		** Increase in Fund Balance **			555,176.00						
02	021371	INTERNATIONAL FACULTY & SCHOL REVOL									
		FY19 BASE BUDGET - IFSS	02	020655	6,111.00	02	206550-00000	02	213710-00000	Y	
		** Increase in Fund Balance **			6,111.00						
02	021470	HUMAN RESOURCES DEPARTMENT REVOLV									
		System Shared Services-HR	02	020339	109,099.00	02	203390-00000	02	214700-00000	Y	
		** Increase in Fund Balance **			109,099.00						
02	021508	VISITOR CENTER									
		FY19 INV EARN-PIEI	02	021108	72,555.00	02	211080-00000	02	215080-00000	Y	
		** Increase in Fund Balance **			72,555.00						
02	021524	ENTERPRISE INFORMATION SYSTEMS									
		EIS Support	02	021816	76,500.00	02	218160-00000	02	215240-00000	Y	
		** Increase in Fund Balance **			76,500.00						
02	021529	CONTRACT ADMINISTRATION									
		Galv. Shared Services-Contracts	02	020339	6,573.00	02	203390-00000	02	215290-00000	Y	
		FY19 INV EARN-CCOM	02	021108	52,746.00	02	211080-00000	02	215290-00000	Y	
		IT SERVICES-IMAGING	02	021601	12,254.00-	02	215290-00000	02	216010-00000	Y	
		IT SERVICES-TIER1/TIER2	02	021841	848.00-	02	215290-00000	02	218410-00000	Y	
		** Increase in Fund Balance **			46,217.00						
02	021568	RESIDENCE HALL ASSOCIATION-SUPPORT									
		XFER TO FUND BUDGET 215680	02	030062	200,000.00	02	300620-00000	02	215680-00000	Y	
		** Increase in Fund Balance **			200,000.00						
02	021570	CORPS PROJECT FUND									
		COPRS PROJECT FUND	02	030062	1,690.00	02	300620-00000	02	215700-00000	Y	
		** Increase in Fund Balance **			1,690.00						
02	021574	CADET CORPS AWARDS & TROPHIES *CR*									
		CORPS AWARDS AND TROPHIES	02	030062	8,500.00	02	300620-00000	02	215740-00000	Y	
		** Increase in Fund Balance **			8,500.00						
02	021601	DOF IT SERVICES-IMAGING MAINTENANCE									
		IT SERVICES-IMAGING	02	020105	14,046.00	02	201050-00000	02	216010-00000	Y	
		System Shared Services-Imaging	02	020339	21,028.00	02	203390-00000	02	216010-00000	Y	
		GALV SHARED SERVICES IMAGING	02	020339	28,604.00	02	203390-00000	02	216010-00000	Y	

Printed on a Xerox 9700 Laser Printing System at the Computing Services Center / Texas A&M University

Form: URGB01 (02/05/85)

CC	Account	Transaction Description	- Offset - CC	Account	Amount	Actual Entry From CC	Account	To CC	Account	Feed	Mand
02	021601	DOF IT SERVICES-IMAGING MAINTENANCE									
		IT SERVICES-IMAGING	02	021041	19,674.00	02	210410-00000	02	216010-00000	Y	
		IT SERVICES-IMAGING	02	021041	10,594.00	02	210410-00000	02	216010-00000	Y	
		IT SERVICES-IMAGING-TAMUG	02	021041	12,205.00	02	210410-00000	02	216010-00000	Y	
		IT SERVICES-IMAGING	02	021529	12,254.00	02	215290-00000	02	216010-00000	Y	
		IT SERVICES-IMAGING	02	021820	16,850.00	02	218200-00000	02	216010-00000	Y	
		IT SERVICES-IMAGING	02	027128	18,138.00	02	271280-00000	02	216010-00000	Y	
		** Increase in Fund Balance **			153,393.00						
02	021608	DISTANCE EDUCATION ACCESS FEE-ENG									
		FY19 LNOS CEN	02	020472	385,000.00	02	204720-00000	02	216080-00000	Y	
		** Increase in Fund Balance **			385,000.00						
02	021612	TPEG - LAW - RESIDENT									
		FY19 E&G ALLOC-TPEG LAW	02	011176	119,162.00	02	011176	02	216120-00000	N	
		** Increase in Fund Balance **			119,162.00						
02	021613	TPEG - LAW - NONRESIDENT									
		FY19 E&G ALLOC-TPEG LAW NR	02	011176	11,178.00	02	011176	02	216130-00000	N	
		** Increase in Fund Balance **			11,178.00						
02	021615	WOMEN IN TIME ACCOUNT									
		FY19 BASE BUDGET - WSM	02	020655	6,000.00	02	206550-00000	02	216150-00000	Y	
		** Increase in Fund Balance **			6,000.00						
02	021627	TPEG RESIDENT									
		FY19 E&G ALLOC-TPEG RES	02	011176	9,637,539.00	02	011176	02	216270-00000	N	
		** Increase in Fund Balance **			9,637,539.00						
02	021628	TPEG NON-RESIDENT									
		FY19 E&G ALLOC-TPEG NR	02	011176	1,104,462.00	02	011176	02	216280-00000	N	
		** Increase in Fund Balance **			1,104,462.00						
02	021629	TPEG VET MED RESIDENT									
		FY19 E&G ALLOC-TPEG VET	02	011176	399,921.00	02	011176	02	216290-00000	N	
		** Increase in Fund Balance **			399,921.00						
02	021630	TPEG VET MED NON-RESIDENT									
		FY19 E&G ALLOC-TPEG VET NR	02	011176	4,374.00	02	011176	02	216300-00000	N	
		** Increase in Fund Balance **			4,374.00						
02	021638	BARNES & NOBLE SCHOLARSHIP FUND									
		FY19 BASE BUDGET - FAID	02	020655	350,000.00	02	206550-00000	02	216380-00000	Y	
		** Increase in Fund Balance **			350,000.00						
02	021639	PRESIDENTS SCHOLARS - TAMU									
		FY19 BASE BUDGET - FAID	02	020655	103,000.00	02	206550-00000	02	216390-00000	Y	
		** Increase in Fund Balance **			103,000.00						

Printed on a Xerox 9700 Laser Printing System at the Computing Services Center / Texas A&M University

Form: URGB01 (02/05/85)

CC	Account	Transaction Description	- Offset - CC	Account	Amount	-------- Actual Entry --------- From ----- CC	Account	To ------ CC	Account	Feed	Mand
02	021640	TAMU BOOKSTORE STUDY ABROAD SCHOL									
		FY19 BASE BUDGET - FAID	02	020655	15,000.00	02	206550-00000	02	216400-00000	Y	
		** Increase in Fund Balance **			15,000.00						
02	021641	COMMANDANT'S-CORPS SCHOLARSHIPS									
		FY19 LIC ALLOC-CORPS	02	020381	300,000.00	02	203810-00000	02	216410-00000	Y	
		FY19 LIC ALLOC-CORPS	02	020381	100,000.00	02	203810-00000	02	216410-00000	Y	
		FY19 BOOKSTORE ALLOC-CORPS SCH	02	030117	20,000.00	02	301170-00000	02	216410-00000	Y	
		** Increase in Fund Balance **			420,000.00						
02	021664	MSC JORDAN INSTITUTE									
			02	030046	8,254.00-	02	216640-00000	02	300460-00000	Y	
		** Decrease in Fund Balance **			8,254.00-						
02	021692	STUDENT FINANCIAL AID									
		Financial Aid	02	021816	26,000.00	02	218160-00000	02	216920-00000	Y	
		** Increase in Fund Balance **			26,000.00						
02	021762	SPECIAL CONCESSIONS-PRESIDENT									
		FY19 CONCESS ALLOC	02	021778	400,000.00	02	217780-00000	02	217620-00000	Y	
		FY19 CONCESS ALLOC-PRES GD	02	021778	150,000.00	02	217780-00000	02	217620-10000	Y	
		FY19 CONCESS ALLOC-PRES PE	02	021778	120,000.00	02	217780-00000	02	217620-20000	Y	
		** Increase in Fund Balance **			670,000.00						
02	021764	SPECIAL CONCESSIONS-PROVOST									
		FY19 CONCESS ALLOC-PROVOST	02	021778	57,000.00	02	217780-00000	02	217640-00000	Y	
		** Increase in Fund Balance **			57,000.00						
02	021766	SPECIAL CONCESSIONS-VP STUDENT AFFA									
		FY19 CONCESS ALLOC-VPSS	02	021778	81,450.00	02	217780-00000	02	217660-00000	Y	
		** Increase in Fund Balance **			81,450.00						
02	021767	SPECIAL CONCESSIONS-DIRECTOR MARKET									
		FY19 CONCESS ALLOC-VPMC	02	021778	25,000.00	02	217780-00000	02	217670-00000	Y	
		** Increase in Fund Balance **			25,000.00						
02	021768	SPECIAL CONCESSIONS-PPO									
		FY19 CONCESS ALLOC-EXT AFFAIRS	02	021778	40,000.00	02	217780-00000	02	217680-00000	Y	
		** Increase in Fund Balance **			40,000.00						
02	021769	SPECIAL CONCESSIONS-COMMANDANT									
		FY19 CONCESS ALLOC-COMMANDANT	02	021778	18,000.00	02	217780-00000	02	217690-00000	Y	
		** Increase in Fund Balance **			18,000.00						
02	021772	DEPARTMENTAL OPERATING EXP									
		FY19 BASE BUDGET - PROV	02	020655	98,334.00	02	206550-00000	02	217720-00000	Y	
		** Increase in Fund Balance **			98,334.00						

Printed on a Xerox 9700 Laser Printing System at the Computing Services Center / Texas A&M University

Form: URGB01 (02/05/85)

CC	Account	Transaction Description	- Offset - CC	Account	Amount	-------- Actual Entry --------- ---- From ----- CC	Account	----- To ------ CC	Account	Feed	Mand
02	021776	SPECIAL CONCESSIONS-RESIDENCE LIFE									
		XFER TO FUND BUDGET 217760	02	030062	8,000.00	02	300620-00000	02	217760-00000	Y	
		** Increase in Fund Balance **			8,000.00						
02	021778	SPECIAL CONCESSIONS-RESERVE									
		FY19 CONCESS ALLOC-STAFF APPR	02	020039	35,000.00-	02	217780-00000	02	200390-00000	Y	
		FY19 CONCESS ALLOC-TAILGATING	02	020253	200,000.00-	02	217780-00000	02	202530-00000	Y	
		FY19 CONCESS ALLOC-FAC & GA	02	020655	500,000.00-	02	217780-00000	02	206550-00000	Y	
		FY19 CONCESS ALLOC-EDBS	02	021094	21,316.00-	02	217780-00000	02	210940-00000	Y	
		FY19 CONCESS ALLOC-STUDENT WEL	02	021124	37,000.00-	02	217780-00000	02	211240-00000	Y	
		FY19 CONCESS ALLOC-IDIV	02	021212	10,000.00-	02	217780-00000	02	212120-00000	Y	
		FY19 CONCESS ALLOC	02	021762	400,000.00-	02	217780-00000	02	217620-00000	Y	
		FY19 CONCESS ALLOC-PRES PE	02	021762	120,000.00-	02	217780-00000	02	217620-20000	Y	
		FY19 CONCESS ALLOC-PRES GD	02	021762	150,000.00-	02	217780-00000	02	217620-10000	Y	
		FY19 CONCESS ALLOC-PROVOST	02	021764	57,000.00-	02	217780-00000	02	217640-00000	Y	
		FY19 CONCESS ALLOC-VPSS	02	021766	81,450.00-	02	217780-00000	02	217660-00000	Y	
		FY19 CONCESS ALLOC-VPMC	02	021767	25,000.00-	02	217780-00000	02	217670-00000	Y	
		FY19 CONCESS ALLOC-EXT AFFAIRS	02	021768	40,000.00-	02	217780-00000	02	217680-00000	Y	
		FY19 CONCESS ALLOC-COMMANDANT	02	021769	18,000.00-	02	217780-00000	02	217690-00000	Y	
		FY19 CONCESS ALLOC-VPFN	02	021781	50,000.00-	02	217780-00000	02	217810-00000	Y	
		FY19 CONCESS ALLOC-MUSIC COPY	02	021793	47,000.00-	02	217780-00000	02	217930-00000	Y	
		FY19 CONCESS ALLOC-FAID	02	021794	35,000.00-	02	217780-00000	02	217940-00000	Y	
		FY19 CONCESS ALLOC-BAND TRAVEL	02	021878	10,000.00-	02	217780-00000	02	218780-00000	Y	
		FY19 CONCESS ALLOC-USC	02	021893	10,000.00-	02	217780-00000	02	218930-00000	Y	
		FY19 CONCESS ALLOC-ATHL	02	030009	200,000.00-	02	217780-00000	02	300090-00000	Y	
		** Decrease in Fund Balance **			2,046,766.00-						
02	021781	SPECIAL CONCESSIONS-VP FINANCE									
		FY19 CONCESS ALLOC-VPFN	02	021778	50,000.00	02	217780-00000	02	217810-00000	Y	
		** Increase in Fund Balance **			50,000.00						
02	021793	MUSIC COPYRIGHT USE FUND									
		FY19 CONCESS ALLOC-MUSIC COPY	02	021778	47,000.00	02	217780-00000	02	217930-00000	Y	
		** Increase in Fund Balance **			47,000.00						
02	021794	PEPSI SCHOLARSHIP FUNDS									
		FY19 CONCESS ALLOC-FAID	02	021778	35,000.00	02	217780-00000	02	217940-00000	Y	
		** Increase in Fund Balance **			35,000.00						
02	021800	QATAR CAMPUS - CONTRACT MGMT FEES									
		FY19 BASE BUDGET - COSR	02	020210	280,412.00-	02	218000-00000	02	202100-00000	Y	
		QMF FOR ENGINEERING FY19	02	021144	2,000,000.00-	02	218000-00000	02	211440-00000	Y	
		** Decrease in Fund Balance **			2,280,412.00-						
02	021816	STUDENT FINANCIAL SERVICES REVENUE									
		CFO Allocation	02	020105	98,300.00-	02	218160-00000	02	201050-00000	Y	
		Admissions & Records Allocation	02	020118	150,000.00-	02	218160-00000	02	201180-00000	Y	

Printed on a Xerox 9700 Laser Printing System at the Computing Services Center / Texas A&M University

Form: URGB01 (02/05/85)

CC	Account	Transaction Description	- Offset - CC	Account	Amount	-------- Actual Entry --------- ---- From ----- CC	Account	----- To ------ CC	Account	Feed	Mand
02	021816	STUDENT FINANCIAL SERVICES REVENUE									
		Controller Allocation	02	020286	143,294.00-	02	218160-00000	02	202860-00000	Y	
		Fee Installment Handling	02	021156	210,000.00-	02	218160-00000	02	211560-00000	Y	
		EIS Support	02	021524	76,500.00-	02	218160-00000	02	215240-00000	Y	
		Financial Aid	02	021692	26,000.00-	02	218160-00000	02	216920-00000	Y	
		Student Business Services	02	021820	680,000.00-	02	218160-00000	02	218200-00000	Y	
		** Decrease in Fund Balance **			1,384,094.00-						
02	021819	PAYROLL SERVICES									
		Replace Auxiliary Assessment	02	020286	50,000.00	02	202860-00000	02	218190-00000	Y	
		HSC Operating Costs -Payroll	02	020339	13,760.00	02	203390-00000	02	218190-00000	Y	
		SYSTEM SHARED SERVICES PAYROLL	02	020339	41,256.00	02	203390-00000	02	218190-00000	Y	
		TAMUCT SHARED SERVICES PAYROLL	02	020339	38,178.00	02	203390-00000	02	218190-00000	Y	
		TAMUT SHARED SERVICES PAYROLL	02	020339	33,600.00	02	203390-00000	02	218190-00000	Y	
		GALV SHARED SERVICES PAYROLL	02	020339	14,222.00	02	203390-00000	02	218190-00000	Y	
		** Increase in Fund Balance **			191,016.00						
02	021820	STUDENT FINANCIAL SERVICES									
		DAS Accounting Fees	02	020030	36,934.00-	02	218200-00000	02	200300-00000	Y	
		Fund Swap Galv. Shared Services	02	020286	38,529.00-	02	218200-00000	02	202860-00000	Y	
		GALV SHARED SERVICES SBS	02	020339	97,784.00	02	203390-00000	02	218200-00000	Y	
		System Shared Services - SBS	02	020339	6,380.00	02	203390-00000	02	218200-00000	Y	
		FMO FEES	02	021041	107,762.00-	02	218200-00000	02	210410-00000	Y	
		FY19 INV EARNINGS ALLOC	02	021108	35,610.00-	02	218200-00000	02	211080-00000	Y	
		IT SERVICES-IMAGING	02	021601	16,850.00-	02	218200-00000	02	216010-00000	Y	
		Student Business Services	02	021816	680,000.00	02	218160-00000	02	218200-00000	Y	
		Aggie Card Allocation-SBS	02	021830	105,000.00	02	218300-00000	02	218200-00000	Y	
		IT SERVICES-TIER1/TIER2	02	021841	42,219.00-	02	218200-00000	02	218410-00000	Y	
		** Increase in Fund Balance **			611,260.00						
02	021830	AGGIE CARD MAINTENANCE REVENUE									
		Aggie Card Allocation-SBS	02	021820	105,000.00-	02	218300-00000	02	218200-00000	Y	
		** Decrease in Fund Balance **			105,000.00-						
02	021834	STUDENT FINANCIAL SERVICES									
		FY19 INV EARN-SFSV	02	021108	28,238.00	02	211080-00000	02	218340-00000	Y	
		** Increase in Fund Balance **			28,238.00						
02	021841	DOF IT SERVICES-LOCAL									
		DAS Accounting Fees	02	020030	11,590.00-	02	218410-00000	02	200300-00000	Y	
		IT SERVICES-TIER1/TIER2	02	020030	7,440.00	02	200300-00000	02	218410-00000	Y	
		IT SERVICES-TIER1/TIER2	02	020105	494.00	02	201050-00000	02	218410-00000	Y	
		IT SERVICES-TIER1/TIER2	02	020106	1,610.00	02	201060-00000	02	218410-00000	Y	
		System Shared Services-IT	02	020339	2,312.00	02	203390-00000	02	218410-00000	Y	
		GALV SHARED SERVICES-IT	02	020339	7,655.00	02	203390-00000	02	218410-00000	Y	
		IT SERVICES-TIER1/TIER2	02	021032	1,857.00	02	210320-00000	02	218410-00000	Y	
		IT SERVICES-TRAINING ROOM	02	021041	6,198.00	02	210410-00000	02	218410-00000	Y	

Printed on a Xerox 9700 Laser Printing System at the Computing Services Center / Texas A&M University

Form: URGB01 (02/05/85)

CC	Account	Transaction Description	- Offset - CC	Account	Amount	Actual Entry From CC	Account	To CC	Account	Feed	Mand
02	021841	DOF IT SERVICES-LOCAL									
		IT SERVICES-TIER 1/TIER 2	02	021041	15,333.00	02	210410-00000	02	218410-00000	Y	
		IT SERVICES-TIER1/TIER2	02	021041	15,208.00	02	210410-00000	02	218410-00000	Y	
		IT SERVICES-TIER1/TIER2-TAMUG	02	021041	6,708.00	02	210410-00000	02	218410-00000	Y	
		FY19 INV EARN-EDPS	02	021108	96,725.00	02	211080-00000	02	218410-00000	Y	
		IT SERVICES-TIER1/TIER2	02	021529	848.00	02	215290-00000	02	218410-00000	Y	
		IT SERVICES-TIER1/TIER2	02	021820	42,219.00	02	218200-00000	02	218410-00000	Y	
		IT SERVICES-TIER1/TIER2	02	027128	10,013.00	02	271280-00000	02	218410-00000	Y	
		IT SERVICES-TIER1/TIER2	02	027129	8,735.00	02	271290-00000	02	218410-00000	Y	
		IT SERVICES-TRAINING ROOMS	02	027129	13,221.00	02	271290-00000	02	218410-00000	Y	
		IT SERVICES-TIER1/TIER2	02	027129	33,530.00	02	271290-00000	02	218410-00000	Y	
		** Increase in Fund Balance **			258,516.00						
02	021843	INCOME EQUALIZATION									
		FY19 FUNDING FOR AGGIE BAND	02	030009	1,600,000.00	02	300090-00000	02	218430-00000	N	
		** Increase in Fund Balance **			1,600,000.00						
02	021850	FEE INSTALLMENT HANDLING CHARGE REV									
		Fee Installment Handling Rev.	02	021156	260,000.00-	02	218500-00000	02	211560-00000	Y	
		** Decrease in Fund Balance **			260,000.00-						
02	021853	OFFICE OF FACILITIES COORDINATION									
		FY19 INV EARN-FCOR	02	021108	30,196.00	02	211080-00000	02	218530-00000	Y	
		** Increase in Fund Balance **			30,196.00						
02	021856	HUB PROGRAM									
		DAS Accounting Fees	02	020030	5,470.00-	02	218560-00000	02	200300-00000	Y	
		FY19 INV EARN-HUBS	02	021108	177,154.00	02	211080-00000	02	218560-00000	Y	
		** Increase in Fund Balance **			171,684.00						
02	021863	DISTANCE EDUCATION SUPPORT-BUS ADM									
		FY19 LNOS CBA	02	020472	70,000.00	02	204720-00000	02	218630-00000	Y	
		** Increase in Fund Balance **			70,000.00						
02	021868	DISTANCE EDUCATION SUPPORT-SCIENCE									
		FY19 LNOS CSC	02	020472	1,258,899.00	02	204720-00000	02	218680-00000	Y	
		STATISTICS	02	022565	1,158,899.00-	02	218680-00000	02	225650-00000	Y	
		MATH	02	022620	100,000.00-	02	218680-00000	02	226200-00000	Y	
		** Decrease in Fund Balance **			0.00						
02	021878	AGGIE BAND TRAVEL									
		FY19 INV EARN-BAND	02	021108	100,000.00	02	211080-00000	02	218780-00000	Y	
		FY19 CONCESS ALLOC-BAND TRAVEL	02	021778	10,000.00	02	217780-00000	02	218780-00000	Y	
		FY19 FUNDING FOR AGGIE BAND	02	030009	60,000.00	02	300090-00000	02	218780-00000	N	
		** Increase in Fund Balance **			170,000.00						
02	021893	SPECIAL CONCESSIONS - USC									
		FY19 CONCESS ALLOC-USC	02	021778	10,000.00	02	217780-00000	02	218930-00000	Y	
		** Increase in Fund Balance **			10,000.00						

Printed on a Xerox 9700 Laser Printing System at the Computing Services Center / Texas A&M University

Form: URGB01 (02/05/85)

CC	Account	Transaction Description	- Offset - CC	Account	Amount	Actual Entry From CC	Account	To CC	Account	Feed	Mand
02	021908	MAYS MASTERS' PROGRAM FEE									
		FY19 ALLOCATION	02	020368	1,796,733.00-	02	219080-00000	02	203680-00000	Y	
		** Decrease in Fund Balance **			1,796,733.00-						
02	021910	MAYS MBA PROGRAM FEE									
		FY19 ALLOCATION	02	021911	15,500.00-	02	219100-00000	02	219110-00000	Y	
		** Decrease in Fund Balance **			15,500.00-						
02	021911	COMMUNICATION LAB SUPPORT									
		FY19 ALLOCATION	02	021910	15,500.00	02	219100-00000	02	219110-00000	Y	
		** Increase in Fund Balance **			15,500.00						
02	021973	SUMMER CAMPS									
		FY19 INV EARN-CAMPS	02	021108	29,876.00	02	211080-00000	02	219730-00000	Y	
		** Increase in Fund Balance **			29,876.00						
02	021975	RESOURCE ALLOCATION PROGRAM									
		FY19 INV EARN-RES ALLOCATION	02	021108	72,635.00	02	211080-00000	02	219750-00000	Y	
		** Increase in Fund Balance **			72,635.00						
02	022030	FACULTY SENATE CONCESSIONS									
		FY19 BASE BUDGET - FACS	02	020655	3,500.00	02	206550-00000	02	220300-00000	Y	
		** Increase in Fund Balance **			3,500.00						
02	022110	CLBA - COLLEGE ADVANCEMENT FEE									
		FY2019 ALLOCATION	02	022111	215,000.00-	02	221100-00000	02	221111-00000	Y	
		** Decrease in Fund Balance **			215,000.00-						
02	022111	CLBA - COLLEGE ADVANCEMENT FEE									
		FY2019 ALLOCATION	02	022110	215,000.00	02	221100-00000	02	221111-00000	Y	
		** Increase in Fund Balance **			215,000.00						
02	022141	CLGE - COLLEGE ADVANCEMENT FEE									
		FY19 LNOS CGE	02	020472	61,000.00	02	204720-00000	02	221413-00000	Y	
		** Increase in Fund Balance **			61,000.00						
02	022565	OUT OF STATE DIST ED FEE-STATISTICS									
		STATISTICS	02	021868	1,158,899.00	02	218680-00000	02	225650-00000	Y	
		** Increase in Fund Balance **			1,158,899.00						
02	022572	DISTANCE INSTRUCT ENH/EQUIP - CLED									
		FY19 LNOS CED	02	020472	457,000.00	02	204720-00000	02	225720-00000	Y	
		** Increase in Fund Balance **			457,000.00						
02	022599	BUSH SCHOOL DE-OSNR FEE									
		FY19 LNOS CBU	02	020472	168,265.00	02	204720-00000	02	225990-00000	Y	
		** Increase in Fund Balance **			168,265.00						

Printed on a Xerox 9700 Laser Printing System at the Computing Services Center / Texas A&M University

Form: URGB01 (02/05/85)

CC	Account	Transaction Description	- Offset - CC	Account	Amount	-------- Actual Entry --------- ---- From ----- CC	Account	----- To ------ CC	Account	Feed	Mand
02	022606	DISTANCE EDUCATION									
		FY19 LNOS CAG	02	020472	180,000.00	02	204720-00000	02	226060-00000	Y	
		** Increase in Fund Balance **			180,000.00						
02	022620	DIST ED FEE - OUT-OF-STATE MATH									
		MATH	02	021868	100,000.00	02	218680-00000	02	226200-00000	Y	
		** Increase in Fund Balance **			100,000.00						
02	023700	UNIV ADV FEE REVENUE									
		FY19 UAF ALLOC-SUST	02	023701	178,654.00-	02	237000-00000	02	237101-00000	Y	
		FY19 UAF ALLOC-VPFN	02	023701	287,282.00-	02	237000-00000	02	237272-00000	Y	
		FY19 UAF ALLOC-BLDG MAINT	02	023701	1,500,000.00-	02	237000-00000	02	237313-00000	Y	
		FY19 UAF ALLOC-DATA	02	023701	3,342,000.00-	02	237000-00000	02	237311-00000	Y	
		FY19 UAF ALLOC-UTIL	02	023701	41,917,775.00-	02	237000-00000	02	237095-00000	Y	
		FY19 UAF ALLOC-VPSS	02	023701	18,965,016.00-	02	237000-00000	02	237121-00000	Y	
		FY19 UAF ALLOC-SUSTAINABILITY	02	023701	68,000.00-	02	237000-00000	02	237195-00000	Y	
		FY19 UAF ALLOC-CSCN	02	023701	72,023.00-	02	237000-00000	02	237173-00000	Y	
		FY19 UAF ALLOC-CUST	02	023701	10,018,358.00-	02	237000-00000	02	237161-00000	Y	
		FY19 UAF ALLOC-LANDS	02	023701	2,393,489.00-	02	237000-00000	02	237160-00000	Y	
		FY19 UAF ALLOC-BLDG	02	023701	20,153,663.00-	02	237000-00000	02	237153-00000	Y	
		FY19 UAF ALLOC-CONTINGENCY	02	023701	3,871,879.00-	02	237000-00000	02	237148-00000	Y	
		FY19 UAF ALLOC-APCI	02	023701	20,820,902.00-	02	237000-00000	02	237013-00000	Y	
		FY19 UAF ALLOC-AA	02	023701	14,967,329.00-	02	237000-00000	02	237010-00000	Y	
		FY19 UAF ALLOC-SFSV	02	023701	149,726.00-	02	237000-00000	02	237082-00000	Y	
		FY19 UAF ALLOC-DEBT SERVICE	02	023799	5,716,418.00-	02	237000-00000	02	023799	Y	
		FY19 UAF ALLOC-PATT	02	033700	8,973,828.00-	02	237000-00000	02	337001-00000	Y	
		** Decrease in Fund Balance **			153,396,342.00-						
02	023701	UNIV ADV FEE									
		FY19 UAF ALLOC-SUST	02	023700	178,654.00	02	237000-00000	02	237101-00000	Y	
		FY19 UAF ALLOC-LANDS	02	023700	2,393,489.00	02	237000-00000	02	237160-00000	Y	
		FY19 UAF ALLOC-BLDG	02	023700	20,153,663.00	02	237000-00000	02	237153-00000	Y	
		FY19 UAF ALLOC-CUST	02	023700	10,018,358.00	02	237000-00000	02	237161-00000	Y	
		FY19 UAF ALLOC-VPSS	02	023700	18,965,016.00	02	237000-00000	02	237121-00000	Y	
		FY19 UAF ALLOC-SUSTAINABILITY	02	023700	68,000.00	02	237000-00000	02	237195-00000	Y	
		FY19 UAF ALLOC-CONTINGENCY	02	023700	3,871,879.00	02	237000-00000	02	237148-00000	Y	
		FY19 UAF ALLOC-CSCN	02	023700	72,023.00	02	237000-00000	02	237173-00000	Y	
		FY19 UAF ALLOC-UTIL	02	023700	41,917,775.00	02	237000-00000	02	237095-00000	Y	
		FY19 UAF ALLOC-BLDG MAINT	02	023700	1,500,000.00	02	237000-00000	02	237313-00000	Y	
		FY19 UAF ALLOC-DATA	02	023700	3,342,000.00	02	237000-00000	02	237311-00000	Y	
		FY19 UAF ALLOC-VPFN	02	023700	287,282.00	02	237000-00000	02	237272-00000	Y	
		FY19 UAF ALLOC-APCI	02	023700	20,820,902.00	02	237000-00000	02	237013-00000	Y	
		FY19 UAF ALLOC-AA	02	023700	14,967,329.00	02	237000-00000	02	237010-00000	Y	
		FY19 UAF ALLOC-SFSV	02	023700	149,726.00	02	237000-00000	02	237082-00000	Y	
		FY19 DEBT SERVICE	01	088832	2,070,776.00-	02	023701	01	088832	N	Y
		** Increase in Fund Balance **			136,635,320.00						

Printed on a Xerox 9700 Laser Printing System at the Computing Services Center / Texas A&M University

Form: URGB01 (02/05/85)

CC	Account	Transaction Description	- Offset - CC	Offset - Account	Amount	Actual Entry From CC	Actual Entry From Account	Actual Entry To CC	Actual Entry To Account	Feed	Mand
02	023799	UAF - RESERVE FOR DEBT SERVICE									
		FY19 UAF ALLOC-DEBT SERVICE	02	023700	5,716,418.00	02	237000-00000	02	023799	Y	
		FY19 COMMERCIAL PAPER	01	088832	1,158,870.00-	02	023799	01	088832	N	Y
		FY19 DEBT SERVICE	01	088832	2,803,518.00-	02	023799	01	088832	N	Y
		** Increase in Fund Balance **			1,754,030.00						
02	023800	DT - CAPITAL									
		FY19 REV-DT CAPITAL	02	024000	23,989,702.00-	02	238000-00000	02	024000	N	
		** Decrease in Fund Balance **			23,989,702.00-						
02	023801	DT - OPERATING									
		FY19 REV-DT	02	024000	248,713,216.00-	02	238010-00000	02	024000	Y	
		** Decrease in Fund Balance **			248,713,216.00-						
02	023802	DIFFERENTIAL TUITION NON-RESIDENT									
		FY19 REV-DIFF TUI NR	02	024000	12,000,000.00-	02	238020-00000	02	024000	Y	
		** Decrease in Fund Balance **			12,000,000.00-						
02	023810	DIFFERENTIAL TUITION MAYS BUSINESS									
		DIFF TUITION SET ASIDE	02	023900	885,845.00-	02	238100-00000	02	239099-00000	Y	
		DIFFERENTIAL TUITION - CL	02	023900	5,019,790.00-	02	238100-00000	02	239001-00000	Y	
		** Decrease in Fund Balance **			5,905,635.00-						
02	023811	DIFFERENTIAL TUITION DE - BUSH									
		DIFFERENTIAL TUITION - DE	02	023901	1,047,321.00-	02	238110-00000	02	239034-00000	Y	
		DIFF TUITION SET ASIDE	02	023901	143,280.00-	02	238110-00000	02	239097-00000	Y	
		** Decrease in Fund Balance **			1,190,601.00-						
02	023813	DIFFERENTIAL TUITION DE - CLEN									
		DIFFERENTIAL TUITION - DE	02	023902	2,694,500.00-	02	238130-00000	02	239012-00000	Y	
		DIFFERENTIAL TUITION - DE	02	023910	385,500.00-	02	238130-00000	02	239112-00000	Y	
		** Decrease in Fund Balance **			3,080,000.00-						
02	023814	DIFFERENTIAL TUITION DE - SCIENCE									
		DIFFERENTIAL TUITION - DE	02	023903	659,986.00-	02	238140-00000	02	239017-00000	Y	
		DIFF TUITION SET ASIDE	02	023903	45,692.00-	02	238140-00000	02	239094-00000	Y	
		DIFF TUITION SET ASIDE	02	023910	735.00-	02	238140-00000	02	239118-00000	Y	
		** Decrease in Fund Balance **			706,413.00-						
02	023815	DIFFERENTIAL TUITION DE - CLAG									
		DIFFERENTIAL TUITION - DE	02	023904	4,369,200.00-	02	238150-00000	02	239035-00000	Y	
		DIFF TUITION SET ASIDE	02	023904	691,200.00-	02	238150-00000	02	239098-00000	Y	
		DIFF TUITION SET ASIDE	02	023910	21,600.00-	02	238150-00000	02	239114-00000	Y	
		** Decrease in Fund Balance **			5,082,000.00-						
02	023816	DIFFERENTIAL TUITION DE - EDUC									
		DIFFERENTIAL TUITION - DE	02	023905	4,230,332.00-	02	238160-00000	02	239029-00000	Y	

Printed on a Xerox 9700 Laser Printing System at the Computing Services Center / Texas A&M University

Form: URGB01 (02/05/85)

CC	Account	Transaction Description	- Offset - CC	Offset - Account	Amount	Actual Entry From CC	Actual Entry From Account	Actual Entry To CC	Actual Entry To Account	Feed	Mand
02	023816	DIFFERENTIAL TUITION DE - EDUC									
		DIFF TUITION SET ASIDE	02	023905	305,077.00-	02	238160-00000	02	239096-00000	Y	
		DIFF TUITION SET ASIDE	02	023910	405,044.00-	02	238160-00000	02	239115-00000	Y	
		** Decrease in Fund Balance **			4,940,453.00-						
02	023817	DIFFERENTIAL TUITION - CLVM									
		DIFFERENTIAL TUITION - DVM	02	023906	3,604,293.00-	02	238170-00000	02	239036-00000	Y	
		DIFF TUITION SET ASIDE	02	023906	597,882.00-	02	238170-00000	02	239092-00000	Y	
		** Decrease in Fund Balance **			4,202,175.00-						
02	023818	DIFFERENTIAL TUITION - CLAR									
		DIFF TUITION SET ASIDE	02	023907	560,466.00-	02	238180-00000	02	239093-00000	Y	
		DIFFERENTIAL TUITION - CL	02	023907	3,175,973.00-	02	238180-00000	02	239037-00000	Y	
		** Decrease in Fund Balance **			3,736,439.00-						
02	023819	DIFFERENTIAL TUITION - CLAG									
		DIFFERENTIAL TUITION-CL	02	023904	4,528,844.00-	02	238190-00000	02	239091-00000	Y	
		DIFF TUITION SET ASIDE	02	023904	799,208.00-	02	238190-00000	02	239098-00000	Y	
		** Decrease in Fund Balance **			5,328,052.00-						
02	023820	DIFFERENTIAL TUITION - CLEN									
		DIFF TUITION SET ASIDE	02	023902	3,919,069.00-	02	238200-00000	02	239095-00000	Y	
		DIFFERENTIAL TUITION - CL	02	023902	22,208,060.00-	02	238200-00000	02	239090-00000	Y	
		** Decrease in Fund Balance **			26,127,129.00-						
02	023822	DIFFERENTIAL TUITION DE - CLAR									
		DIFF TUITION SET ASIDE	02	023907	430,275.00-	02	238220-00000	02	239093-00000	Y	
		DIFFERENTIAL TUITION - DE	02	023907	2,516,995.00-	02	238220-00000	02	239106-00000	Y	
		DIFF TUITION SET ASIDE	02	023910	2,430.00-	02	238220-00000	02	239113-00000	Y	
		** Decrease in Fund Balance **			2,949,700.00-						
02	023825	DIFFERENTIAL TUITION - CLED									
		DIFF TUITION SET ASIDE	02	023905	614,872.00-	02	238250-00000	02	239096-00000	Y	
		DIFFERENTIAL TUITION - CL	02	023908	3,484,274.00-	02	238250-00000	02	239080-00000	Y	
		** Decrease in Fund Balance **			4,099,146.00-						
02	023827	DIFFERENTIAL TUITION - CLGE									
		DIFF TUITION SET ASIDE	02	023910	61,499.00-	02	238270-00000	02	239117-00000	Y	
		DIFFERENTIAL TUITION - CL	02	023920	348,498.00-	02	238270-00000	02	239201-00000	Y	
		** Decrease in Fund Balance **			409,997.00-						
02	023828	DIFFERENTIAL TUITION - CLLA									
		DIFF TUITION SET ASIDE	02	023910	189,774.00-	02	238280-00000	02	239116-00000	Y	
		DIFFERENTIAL TUITION - CL	02	023930	1,075,389.00-	02	238280-00000	02	239301-00000	Y	
		** Decrease in Fund Balance **			1,265,163.00-						
02	023829	DIFFERENTIAL TUITION - CLSC									
		DIFFERENTIAL TUITION - CL	02	023903	653,674.00-	02	238290-00000	02	239046-00000	Y	

Printed on a Xerox 9700 Laser Printing System at the Computing Services Center / Texas A&M University

Form: URGB01 (02/05/85)

CC	Account	Transaction Description	- Offset - CC	Offset - Account	Amount	Actual Entry From CC	Actual Entry From Account	Actual Entry To CC	Actual Entry To Account	Feed	Mand
02	023829	DIFFERENTIAL TUITION - CLSC									
		DIFF TUITION SET ASIDE	02	023910	115,354.00-	02	238290-00000	02	239118-00000	Y	
		** Decrease in Fund Balance **			769,028.00-						
02	023830	DIFFERENTIAL TUITION - BAEN/AGSM									
		DIFF TUITION SET ASIDE	02	023904	72,933.00-	02	238300-00000	02	239098-00000	Y	
		DIFFERENTIAL TUITION - CL	02	023904	413,290.00-	02	238300-00000	02	239101-00000	Y	
		** Decrease in Fund Balance **			486,223.00-						
02	023831	DIFFERENTIAL TUITION - CLVM - UG									
		DIFFERENTIAL TUITION - CL	02	023906	459,157.00-	02	238310-00000	02	239121-00000	Y	
		DIFF TUITION SET ASIDE	02	023910	81,028.00-	02	238310-00000	02	239119-00000	Y	
		** Decrease in Fund Balance **			540,185.00-						
02	023832	DIFFERENTIAL TUITION DE - CLGE									
		DIFF TUITION SET ASIDE	02	023910	5,960.00-	02	238320-00000	02	239144-00000	Y	
		DIFFERENTIAL TUITION - DE	02	023920	35,266.00-	02	238320-00000	02	239202-00000	Y	
		** Decrease in Fund Balance **			41,226.00-						
02	023900	DIFFERENTIAL TUITION MAYS BUSINESS									
		DIFF TUITION SET ASIDE	02	023810	885,845.00	02	238100-00000	02	239099-00000	Y	
		DIFFERENTIAL TUITION - CL	02	023810	5,019,790.00	02	238100-00000	02	239001-00000	Y	
		** Increase in Fund Balance **			5,905,635.00						
02	023901	DIFFERENTIAL TUITION - BUSH									
		DIFFERENTIAL TUITION - DE	02	023811	1,047,321.00	02	238110-00000	02	239034-00000	Y	
		DIFF TUITION SET ASIDE	02	023811	143,280.00	02	238110-00000	02	239097-00000	Y	
		** Increase in Fund Balance **			1,190,601.00						
02	023902	DIFFERENTIAL TUITION - ENGINEERING									
		DIFFERENTIAL TUITION - DE	02	023813	2,694,500.00	02	238130-00000	02	239012-00000	Y	
		DIFF TUITION SET ASIDE	02	023820	3,919,069.00	02	238200-00000	02	239095-00000	Y	
		DIFFERENTIAL TUITION - CL	02	023820	22,208,060.00	02	238200-00000	02	239090-00000	Y	
		FY19 COMMERCIAL PAPER	01	088832	220,000.00-	02	023902	01	088832	N	Y
		FY19 DEBT SERVICE	01	088832	2,237,272.00-	02	023902	01	088832	N	Y
		** Increase in Fund Balance **			26,364,357.00						
02	023903	DIFFERENTIAL TUITION - SCIENCE									
		DIFF TUITION SET ASIDE	02	023814	45,692.00	02	238140-00000	02	239094-00000	Y	
		DIFFERENTIAL TUITION - DE	02	023814	659,986.00	02	238140-00000	02	239017-00000	Y	
		DIFFERENTIAL TUITION - CL	02	023829	653,674.00	02	238290-00000	02	239046-00000	Y	
		** Increase in Fund Balance **			1,359,352.00						
02	023904	DIFFERENTIAL TUITION - AG									
		DIFFERENTIAL TUITION - DE	02	023815	4,369,200.00	02	238150-00000	02	239035-00000	Y	
		DIFF TUITION SET ASIDE	02	023815	691,200.00	02	238150-00000	02	239098-00000	Y	
		DIFFERENTIAL TUITION-CL	02	023819	4,528,844.00	02	238190-00000	02	239091-00000	Y	

Printed on a Xerox 9700 Laser Printing System at the Computing Services Center / Texas A&M University

Form: URGB01 (02/05/85)

CC	Account	Transaction Description	- Offset - CC	Account	Amount	Actual Entry From CC	Account	To CC	Account	Feed	Mand
02	023904	DIFFERENTIAL TUITION - AG									
		DIFF TUITION SET ASIDE	02	023819	799,208.00	02	238190-00000	02	239098-00000	Y	
		DIFFERENTIAL TUITION - CL	02	023830	413,290.00	02	238300-00000	02	239101-00000	Y	
		DIFF TUITION SET ASIDE	02	023830	72,933.00	02	238300-00000	02	239098-00000	Y	
		** Increase in Fund Balance **			10,874,675.00						
02	023905	DIFFERENTIAL TUITION - EDUCATION									
		DIFFERENTIAL TUITION - DE	02	023816	4,230,332.00	02	238160-00000	02	239029-00000	Y	
		DIFF TUITION SET ASIDE	02	023816	305,077.00	02	238160-00000	02	239096-00000	Y	
		DIFF TUITION SET ASIDE	02	023825	614,872.00	02	238250-00000	02	239096-00000	Y	
		** Increase in Fund Balance **			5,150,281.00						
02	023906	DIFFERENTIAL TUITION - CLVM									
		DIFF TUITION SET ASIDE	02	023817	597,882.00	02	238170-00000	02	239092-00000	Y	
		DIFFERENTIAL TUITION - DVM	02	023817	3,604,293.00	02	238170-00000	02	239036-00000	Y	
		DIFFERENTIAL TUITION - CL	02	023831	459,157.00	02	238310-00000	02	239121-00000	Y	
		** Increase in Fund Balance **			4,661,332.00						
02	023907	DIFFERENTIAL TUITION - CLAR									
		DIFF TUITION SET ASIDE	02	023818	560,466.00	02	238180-00000	02	239093-00000	Y	
		DIFFERENTIAL TUITION - CL	02	023818	3,175,973.00	02	238180-00000	02	239037-00000	Y	
		DIFF TUITION SET ASIDE	02	023822	430,275.00	02	238220-00000	02	239093-00000	Y	
		DIFFERENTIAL TUITION - DE	02	023822	2,516,995.00	02	238220-00000	02	239106-00000	Y	
		** Increase in Fund Balance **			6,683,709.00						
02	023908	DIFFERENTIAL TUITION - CLED									
		DIFFERENTIAL TUITION - CL	02	023825	3,484,274.00	02	238250-00000	02	239080-00000	Y	
		** Increase in Fund Balance **			3,484,274.00						
02	023910	DIFF TUITION SET-ASIDES									
		DIFFERENTIAL TUITION - DE	02	023813	385,500.00	02	238130-00000	02	239112-00000	Y	
		DIFF TUITION SET ASIDE	02	023814	735.00	02	238140-00000	02	239118-00000	Y	
		DIFF TUITION SET ASIDE	02	023815	21,600.00	02	238150-00000	02	239114-00000	Y	
		DIFF TUITION SET ASIDE	02	023816	405,044.00	02	238160-00000	02	239115-00000	Y	
		DIFF TUITION SET ASIDE	02	023822	2,430.00	02	238220-00000	02	239113-00000	Y	
		DIFF TUITION SET ASIDE	02	023827	61,499.00	02	238270-00000	02	239117-00000	Y	
		DIFF TUITION SET ASIDE	02	023828	189,774.00	02	238280-00000	02	239116-00000	Y	
		DIFF TUITION SET ASIDE	02	023829	115,354.00	02	238290-00000	02	239118-00000	Y	
		DIFF TUITION SET ASIDE	02	023831	81,028.00	02	238310-00000	02	239119-00000	Y	
		DIFF TUITION SET ASIDE	02	023832	5,960.00	02	238320-00000	02	239144-00000	Y	
		** Increase in Fund Balance **			1,268,924.00						
02	023920	DIFFERENTIAL TUITION - CLGE									
		DIFFERENTIAL TUITION - CL	02	023827	348,498.00	02	238270-00000	02	239201-00000	Y	
		DIFFERENTIAL TUITION - DE	02	023832	35,266.00	02	238320-00000	02	239202-00000	Y	
		** Increase in Fund Balance **			383,764.00						

Printed on a Xerox 9700 Laser Printing System at the Computing Services Center / Texas A&M University

Form: URGB01 (02/05/85)

CC	Account	Transaction Description	Offset CC	Offset Account	Amount	Actual Entry From CC	From Account	To CC	To Account	Feed	Mand
02	023930	DIFFERENTIAL TUITION - CLLA									
		DIFFERENTIAL TUITION - CL	02	023828	1,075,389.00	02	238280-00000	02	239301-00000	Y	
		** Increase in Fund Balance **			1,075,389.00						
02	024000	DT DESIGNATED FUNDS									
		FY19 DT ALLOC-DEF MAINT	02	020364	9,000,000.00-	02	024000	02	020364	Y	
		FY19 REV-DT CAPITAL	02	023800	23,989,702.00	02	238000-00000	02	024000	N	
		FY19 REV-DT	02	023801	248,713,216.00	02	238010-00000	02	024000	Y	
		FY19 REV-DIFF TUI NR	02	023802	12,000,000.00	02	238020-00000	02	024000	Y	
		UNIVERSITY CENTER	02	024020	396,000.00	02	240205-00000	02	241552-00000	Y	
		FY19 DT ALLOC-VPSS	02	024020	937,708.00-	02	024000	02	240205-00000	Y	
		FY19 DT ALLOC-TELECOM	02	024070	3,117,459.00-	02	024000	02	240711-00000	Y	
		FY19 DT ALLOC-VPMC	02	024070	58,177.00-	02	024000	02	240710-00000	Y	
		FY19 TRANSFER TO EHSD	02	024140	158,862.00	02	241414-00000	02	240052-00000	Y	
		EUC	02	024160	47,944.00	02	241617-00000	02	240722-00000	Y	
		ALLOCATION MOVE	02	024190	500,000.00	02	242001-00000	02	240185-00000	Y	
		FY 19 DT ALLOC - IT	02	024190	500,000.00-	02	024000	02	242001-00000	Y	
		FY19 DT ALLOC-WASTE	02	024250	317,142.00-	02	024000	02	242509-00000	Y	
		FY19 DT ALLOC-CONTINGENCY	02	024350	15,944,015.00-	02	024000	02	243507-10000	Y	
		FY19 DT ALLOC-AA	02	024600	208,552,820.00-	02	024000	02	246210-00000	Y	
		FY19 BASE BUDGET - CLW	02	024600	3,560,662.00	02	246210-00000	02	241094-00000	Y	
		FY19 BASE BUDGET - URES	02	024600	969,420.00	02	246210-00000	02	240189-00000	Y	
		FY19 BASE BUDGET - OOIA	02	024600	142,310.00	02	246210-00000	02	240197-00000	Y	
		FY19 BASE BUDGET - UHON	02	024600	169,500.00	02	246210-00000	02	240100-00000	Y	
		FY19 BASE BUDGET - IDIV	02	024600	2,000,000.00	02	246210-00000	02	240193-00000	Y	
		FY19 BASE BUDGET - APAA	02	024600	130,000.00	02	246210-00000	02	240045-00000	Y	
		AACDC OT	02	024600	70,000.00	02	246210-00000	02	240002-16000	Y	
		FY19 BASE BUDGET - PROV	02	024600	199,289.00	02	246210-00000	02	240002-00000	Y	
		FY19 DT ALLOC-TUITION REBATE	02	024800	1,550,000.00-	02	024000	02	248023-00000	Y	
		FY19 DT ALLOC-GOVT	02	024800	361,690.00-	02	024000	02	248024-00000	Y	
		FY19 BENEFIT ALLOCATION	02	024990	4,555.00-	02	024000	02	249926-00000	Y	
		FY19 BENEFIT ALLOCATION	02	024990	1,193.00-	02	024000	02	249929-00000	Y	
		FY19 BENEFIT ALLOCATION	02	024990	708,716.00-	02	024000	02	249936-00000	Y	
		FY19 BENEFIT ALLOCATION	02	024990	1,880.00-	02	024000	02	249928-00000	Y	
		FY19 BENEFIT ALLOCATION	02	024990	270,627.00-	02	024000	02	249937-00000	Y	
		FY19 BENEFIT ALLOCATION	02	024990	445,385.00-	02	024000	02	249930-00000	Y	
		FY19 BENEFIT ALLOCATION	02	024990	437,230.00-	02	024000	02	249935-00000	Y	
		FY19 BENEFIT ALLOCATION	02	024990	923.00-	02	024000	02	249927-00000	Y	
		FY19 BENEFIT ALLOCATION	02	024990	135,551.00-	02	024000	02	249931-00000	Y	
		FY19 BENEFIT ALLOCATION	02	024990	38,748.00-	02	024000	02	249934-00000	Y	
		FY19 BENEFIT ALLOCATION	02	024990	110,886.00-	02	024000	02	249925-00000	Y	
		FY19 DT ALLOC-ACAP	02	024990	91,737.00-	02	024000	02	249909-00000	Y	
		FY19 DT ALLOC-ACAP	02	024990	915,263.00-	02	024000	02	249908-00000	Y	
		FY19 BENEFIT ALLOCATION	02	024990	84,259.00-	02	024000	02	249912-00000	Y	
		FY19 BENEFIT ALLOCATION	02	024990	1,133,288.00-	02	024000	02	249902-00000	Y	
		FY19 BENEFIT ALLOCATION	02	024990	172,495.00-	02	024000	02	249920-00000	Y	
		FY19 BENEFIT ALLOCATION	02	024990	87,281.00-	02	024000	02	249907-00000	Y	

Printed on a Xerox 9700 Laser Printing System at the Computing Services Center / Texas A&M University

Form: URGB01 (02/05/85)

CC	Account	Transaction Description	- Offset - CC	Account	Amount	Actual Entry From CC	Account	To CC	Account	Feed	Mand
02	024000	DT DESIGNATED FUNDS									
		FY19 BENEFIT ALLOCATION	02	024990	1,229,603.00-	02	024000	02	249916-00000	Y	
		FY19 DT ALLOC-CAPITAL	02	085008	23,989,702.00-	02	024000	02	085008	N	
		** Increase in Fund Balance **			22,848,572.00						
02	024020	DT DESGN FDS - STUDENT SERVICES									
		FY19 DT ALLOC-VPSS	02	024000	937,708.00	02	024000	02	240205-00000	Y	
		UNIVERSITY CENTER	02	024000	396,000.00-	02	240205-00000	02	241552-00000	Y	
		MILITARY SCIENCE	02	024190	23,535.00-	02	240205-00000	02	242013-00000	Y	
		FY19 BASE BUDGET - AST	02	024600	1,195,000.00	02	246210-00000	02	240294-00000	Y	
		FY19 BASE BUDGET - AABS	02	024600	90,000.00	02	246210-00000	02	240292-00000	Y	
		FY19 BASE BUDGET - EIS	02	024600	3,193,596.00	02	246210-00000	02	240291-00000	Y	
		FY19 BASE BUDGET - ADMI	02	024600	523,591.00	02	246210-00000	02	240218-00000	Y	
		** Increase in Fund Balance **			5,520,360.00						
02	024070	DT DESGN FDS - TAMU-OTHER									
		FY19 DT ALLOC-TELECOM	02	024000	3,117,459.00	02	024000	02	240711-00000	Y	
		FY19 DT ALLOC-VPMC	02	024000	58,177.00	02	024000	02	240710-00000	Y	
		** Increase in Fund Balance **			3,175,636.00						
02	024090	DT DESGN FDS - AG & LIFE SCIENCE									
		FY19 BASE BUDGET - CAG	02	024600	7,711,461.00	02	246210-00000	02	241091-00000	Y	
		CAG OT	02	024800	30,982.00	02	248010-00000	02	240919-00000	Y	
		** Increase in Fund Balance **			7,742,443.00						
02	024110	DT DESGN FDS - ARCHITECTURE									
		FY19 BASE BUDGET - CLAR	02	024600	5,046,561.00	02	246210-00000	02	241190-00000	Y	
		CLAR OT	02	024800	76,500.00	02	248010-00000	02	241191-00000	Y	
		** Increase in Fund Balance **			5,123,061.00						
02	024120	DT DESGN FDS - BUSINESS ADMIN									
		FY19 BASE BUDGET - CBA	02	024600	4,772,443.00	02	246210-00000	02	241290-00000	Y	
		** Increase in Fund Balance **			4,772,443.00						
02	024130	DT DESGN FDS - EDUCATION									
		FY19 BASE BUDGET - CED	02	024600	8,356,659.00	02	246210-00000	02	241302-00000	Y	
		CED OT	02	024800	171,000.00	02	248010-00000	02	241392-00000	Y	
		** Increase in Fund Balance **			8,527,659.00						
02	024140	DT DESGN FDS - ENGINEERING									
		FY19 TRANSFER TO EHSD	02	024000	158,862.00-	02	241414-00000	02	240052-00000	Y	
		FY19 BASE BUDGET - CEN	02	024600	23,641,056.00	02	246210-00000	02	241414-00000	Y	
		CED OT	02	024800	312,624.00	02	248010-00000	02	241411-00000	Y	
		** Increase in Fund Balance **			23,794,818.00						
02	024150	DT DESGN FDS - GEOSCI, TAMU									
		FY19 BASE BUDGET - CGE	02	024600	2,036,432.00	02	246210-00000	02	241590-00000	Y	
		** Increase in Fund Balance **			2,036,432.00						

Printed on a Xerox 9700 Laser Printing System at the Computing Services Center / Texas A&M University

Form: URGB01 (02/05/85)

CC	Account	Transaction Description	Offset CC	Offset Account	Amount	Actual Entry From CC	From Account	To CC	To Account	Feed	Mand
02	024160	DT DESGN FDS - LIBERAL ARTS									
		EUC	02	024000	47,944.00-	02	241617-00000	02	240722-00000	Y	
		FY19 BASE BUDGET - CLLA	02	024600	9,341,147.00	02	246210-00000	02	241617-00000	Y	
		FY19 BASE BUDGET - APDF-CALL	02	024600	20,867.00	02	246210-00000	02	241620-00000	Y	
		IDHM	02	024830	50,000.00-	02	241617-00000	02	248304-00000	Y	
		** Increase in Fund Balance **			9,264,070.00						
02	024180	DT DESGN FDS - SCIENCE									
		FY19 BASE BUDGET - CSC	02	024600	10,418,174.00	02	246210-00000	02	241810-00000	Y	
		AMP-NUCLEAR SOLUTIONS INST.	02	024830	18,000.00-	02	241810-00000	02	248309-00000	Y	
		AMP-APPLIED MATHEMATICAL STAT.	02	024830	16,725.00-	02	241810-00000	02	248306-00000	Y	
		** Increase in Fund Balance **			10,383,449.00						
02	024190	DT DESGN FDS - INTERDISCIP PRGM									
		ALLOCATION MOVE	02	024000	500,000.00-	02	242001-00000	02	240185-00000	Y	
		FY 19 DT ALLOC - IT	02	024000	500,000.00	02	024000	02	242001-00000	Y	
		MILITARY SCIENCE	02	024020	23,535.00	02	240205-00000	02	242013-00000	Y	
		FY19 BASE BUDGET - DOF	02	024600	31,000.00	02	246210-00000	02	241946-00000	Y	
		FY19 BASE BUDGET - ITS	02	024600	2,144,972.00	02	246210-00000	02	242111-00000	Y	
		FY19 BASE BUDGET - HECN	02	024600	2,563,451.00	02	246210-00000	02	242120-00000	Y	
		FY19 BASE BUDGET - IFSS	02	024600	11,356.00	02	246210-00000	02	242100-00000	Y	
		FY19 BASE BUDGET - ITS	02	024600	525,000.00	02	246210-00000	02	242111-00002	Y	
		FY19 BASE BUDGET - ATLT	02	024600	31,598.00	02	246210-00000	02	241944-00000	Y	
		FY19 BASE BUDGET - DOF	02	024600	17,626.00	02	246210-00000	02	242090-00000	Y	
		FY19 BASE BUDGET - TEXC	02	024600	77,930.00	02	246210-00000	02	242035-00000	Y	
		FY19 BASE BUDGET - PDEV	02	024600	40,000.00	02	246210-00000	02	242037-00000	Y	
		FY19 BASE BUDGET - TEXC	02	024600	45,000.00	02	246210-00000	02	241951-00000	Y	
		FY19 BASE BUDGET - DOF	02	024600	1,000,000.00	02	246210-00000	02	241946-10000	Y	
		FY19 BASE BUDGET - PPO	02	024600	707,892.00	02	246210-00000	02	242037-00000	Y	
		FY19 BASE BUDGET - CHEM	02	024600	2,120.00	02	246210-00000	02	242033-00000	Y	
		FY19 BASE BUDGET - FACS	02	024600	9,349.00	02	246210-00000	02	241911-00000	Y	
		** Increase in Fund Balance **			7,230,829.00						
02	024220	DT DESGN FDS - BUSH SCHOOL									
		FY19 BASE BUDGET - SGPS	02	024600	1,237,657.00	02	246210-00000	02	242200-00000	Y	
		** Increase in Fund Balance **			1,237,657.00						
02	024230	DT DESGN FDS - VET MED									
		FY19 BASE BUDGET - CLVM	02	024600	6,237,381.00	02	246210-00000	02	242303-00000	Y	
		FY19 BASE BUDGET - CLVM	02	024600	1,562,225.00	02	246210-00000	02	242301-00000	Y	
		VTPB WSGI	02	024830	144,683.00-	02	242301-00000	02	248307-00000	Y	
		** Increase in Fund Balance **			7,654,923.00						
02	024240	DT DESGN FDS - LIBRARY									
		FY19 BASE BUDGET - LIBR	02	024600	26,946,022.00	02	246210-00000	02	242406-00000	Y	
		** Increase in Fund Balance **			26,946,022.00						

Printed on a Xerox 9700 Laser Printing System at the Computing Services Center / Texas A&M University

Form: URGB01 (02/05/85)

CC	Account	Transaction Description	Offset CC	Offset Account	Amount	Actual Entry From CC	Actual Entry From Account	Actual Entry To CC	Actual Entry To Account	Feed	Mand
02	024250	DT DESGN FDS - PHYSICAL PLT									
		FY19 DT ALLOC-WASTE	02	024000	317,142.00	02	024000	02	242509-00000	Y	
		** Increase in Fund Balance **			317,142.00						
02	024350	DT DESGN FDS - UNIV RESERVES									
		FY19 DT ALLOC-CONTINGENCY	02	024000	15,944,015.00	02	024000	02	243507-10000	Y	
		FY19 BASE BUDGET - FAID	02	024600	25,252,926.00	02	246210-00000	02	243504-00000	Y	
		FY19 BASE BUDGET - FAID	02	024600	2,532,800.00	02	246210-00000	02	243506-00000	Y	
		** Increase in Fund Balance **			43,729,741.00						
02	024600	DT DESGN FDS - SPECIAL ALLOC 047									
		FY19 DT ALLOC-AA	02	024000	208,552,820.00	02	024000	02	246210-00000	Y	
		FY19 BASE BUDGET - CLW	02	024000	3,560,662.00-	02	246210-00000	02	241094-00000	Y	
		FY19 BASE BUDGET - APAA	02	024000	130,000.00-	02	246210-00000	02	240045-00000	Y	
		FY19 BASE BUDGET - UHON	02	024000	169,500.00-	02	246210-00000	02	240100-00000	Y	
		FY19 BASE BUDGET - OOIA	02	024000	142,310.00-	02	246210-00000	02	240197-00000	Y	
		FY19 BASE BUDGET - IDIV	02	024000	2,000,000.00-	02	246210-00000	02	240193-00000	Y	
		FY19 BASE BUDGET - URES	02	024000	969,420.00-	02	246210-00000	02	240189-00000	Y	
		AACDC OT	02	024000	70,000.00-	02	246210-00000	02	240002-16000	Y	
		FY19 BASE BUDGET - PROV	02	024000	199,289.00-	02	246210-00000	02	240002-00000	Y	
		FY19 BASE BUDGET - AABS	02	024020	90,000.00-	02	246210-00000	02	240292-00000	Y	
		FY19 BASE BUDGET - AST	02	024020	1,195,000.00-	02	246210-00000	02	240294-00000	Y	
		FY19 BASE BUDGET - EIS	02	024020	3,193,596.00-	02	246210-00000	02	240291-00000	Y	
		FY19 BASE BUDGET - ADMI	02	024020	523,591.00-	02	246210-00000	02	240218-00000	Y	
		FY19 BASE BUDGET - CAG	02	024090	7,711,461.00-	02	246210-00000	02	241091-00000	Y	
		FY19 BASE BUDGET - CLAR	02	024110	5,046,561.00-	02	246210-00000	02	241190-00000	Y	
		FY19 BASE BUDGET - CBA	02	024120	4,772,443.00-	02	246210-00000	02	241290-00000	Y	
		FY19 BASE BUDGET - CED	02	024130	8,356,659.00-	02	246210-00000	02	241302-00000	Y	
		FY19 BASE BUDGET - CEN	02	024140	23,641,056.00-	02	246210-00000	02	241414-00000	Y	
		FY19 BASE BUDGET - CGE	02	024150	2,036,432.00-	02	246210-00000	02	241590-00000	Y	
		FY19 BASE BUDGET - CLLA	02	024160	9,341,147.00-	02	246210-00000	02	241617-00000	Y	
		FY19 BASE BUDGET - APDF-CALL	02	024160	20,867.00-	02	246210-00000	02	241620-00000	Y	
		FY19 BASE BUDGET - CSC	02	024180	10,418,174.00-	02	246210-00000	02	241810-00000	Y	
		FY19 BASE BUDGET - DOF	02	024190	31,000.00-	02	246210-00000	02	241946-00000	Y	
		FY19 BASE BUDGET - TEXC	02	024190	77,930.00-	02	246210-00000	02	242035-00000	Y	
		FY19 BASE BUDGET - CHEM	02	024190	2,120.00-	02	246210-00000	02	242033-00000	Y	
		FY19 BASE BUDGET - PDEV	02	024190	40,000.00-	02	246210-00000	02	242037-00000	Y	
		FY19 BASE BUDGET - DOF	02	024190	1,000,000.00-	02	246210-00000	02	241946-10000	Y	
		FY19 BASE BUDGET - DOF	02	024190	17,626.00-	02	246210-00000	02	242090-00000	Y	
		FY19 BASE BUDGET - TEXC	02	024190	45,000.00-	02	246210-00000	02	241951-00000	Y	
		FY19 BASE BUDGET - PPO	02	024190	707,892.00-	02	246210-00000	02	242037-00000	Y	
		FY19 BASE BUDGET - ATLT	02	024190	31,598.00-	02	246210-00000	02	241944-00000	Y	
		FY19 BASE BUDGET - IFSS	02	024190	11,356.00-	02	246210-00000	02	242100-00000	Y	
		FY19 BASE BUDGET - HECN	02	024190	2,563,451.00-	02	246210-00000	02	242120-00000	Y	
		FY19 BASE BUDGET - ITS	02	024190	525,000.00-	02	246210-00000	02	242111-00002	Y	
		FY19 BASE BUDGET - ITS	02	024190	2,144,972.00-	02	246210-00000	02	242111-00000	Y	
		FY19 BASE BUDGET - FACS	02	024190	9,349.00-	02	246210-00000	02	241911-00000	Y	

Printed on a Xerox 9700 Laser Printing System at the Computing Services Center / Texas A&M University

Form: URGB01 (02/05/85)

CC	Account	Transaction Description	- Offset - CC	Account	Amount	Actual Entry From CC	Account	To CC	Account	Feed	Mand
02	024600	DT DESGN FDS - SPECIAL ALLOC 047									
		FY19 BASE BUDGET - SGPS	02	024220	1,237,657.00-	02	246210-00000	02	242200-00000	Y	
		FY19 BASE BUDGET - CLVM	02	024230	6,237,381.00-	02	246210-00000	02	242303-00000	Y	
		FY19 BASE BUDGET - CLVM	02	024230	1,562,225.00-	02	246210-00000	02	242301-00000	Y	
		FY19 BASE BUDGET - LIBR	02	024240	26,946,022.00-	02	246210-00000	02	242406-00000	Y	
		FY19 BASE BUDGET - FAID	02	024350	25,252,926.00-	02	246210-00000	02	243504-00000	Y	
		FY19 BASE BUDGET - FAID	02	024350	2,532,800.00-	02	246210-00000	02	243506-00000	Y	
		FY19 BASE BUDGET - GRST	02	024800	14,922,654.00-	02	246210-00000	02	248010-00000	Y	
		CEN OT	02	024800	91,853.00	02	248010-00000	02	246799-00000	Y	
		CBA OT	02	024800	171,201.00	02	248010-00000	02	246912-00000	Y	
		CLLA OT	02	024800	42,976.00	02	248010-00000	02	246898-00000	Y	
		CLVM OT	02	024800	21,919.00	02	248010-00000	02	246896-00000	Y	
		FY19 BASE BUDGET - FAID	02	024800	14,128,202.00-	02	246210-00000	02	248001-00000	Y	
		FY19 BASE BUDGET - GRST	02	024800	1,149,125.00-	02	246210-00000	02	248006-00000	Y	
		FY19 BASE BUDGET - TAMIN	02	024830	34,247.00-	02	246210-00000	02	248305-00000	Y	
		FY19 BASE BUDGET - IQSE	02	024830	440,481.00-	02	246210-00000	02	248302-00000	Y	
		FY19 BASE BUDGET - TIAS	02	024830	449,082.00-	02	246210-00000	02	248318-00000	Y	
			02	024830	138,340.00-	02	246206-00000	02	248318-00000	Y	
		** Increase in Fund Balance **			23,054,165.00						
02	024800	DT SCHOLARSHIPS STUDENT RECRUITMENT									
		FY19 DT ALLOC-GOVT	02	024000	361,690.00	02	024000	02	248024-00000	Y	
		FY19 DT ALLOC-TUITION REBATE	02	024000	1,550,000.00	02	024000	02	248023-00000	Y	
		CAG OT	02	024090	30,982.00-	02	248010-00000	02	240919-00000	Y	
		CLAR OT	02	024110	76,500.00-	02	248010-00000	02	241191-00000	Y	
		CED OT	02	024130	171,000.00-	02	248010-00000	02	241392-00000	Y	
		CED OT	02	024140	312,624.00-	02	248010-00000	02	241411-00000	Y	
		FY19 BASE BUDGET - GRST	02	024600	14,922,654.00	02	246210-00000	02	248010-00000	Y	
		CBA OT	02	024600	171,201.00-	02	248010-00000	02	246912-00000	Y	
		CLLA OT	02	024600	42,976.00-	02	248010-00000	02	246898-00000	Y	
		CLVM OT	02	024600	21,919.00-	02	248010-00000	02	246896-00000	Y	
		CEN OT	02	024600	91,853.00-	02	248010-00000	02	246799-00000	Y	
		FY19 BASE BUDGET - GRST	02	024600	1,149,125.00	02	246210-00000	02	248006-00000	Y	
		FY19 BASE BUDGET - FAID	02	024600	14,128,202.00	02	246210-00000	02	248001-00000	Y	
		** Increase in Fund Balance **			31,192,616.00						
02	024830	ACADEMIC MASTER PLAN									
		IDHM	02	024160	50,000.00	02	241617-00000	02	248304-00000	Y	
		AMP-NUCLEAR SOLUTIONS INST.	02	024180	18,000.00	02	241810-00000	02	248309-00000	Y	
		AMP-APPLIED MATHEMATICAL STAT.	02	024180	16,725.00	02	241810-00000	02	248306-00000	Y	
		VTPB WSGI	02	024230	144,683.00	02	242301-00000	02	248307-00000	Y	
			02	024600	138,340.00	02	246206-00000	02	248318-00000	Y	
		FY19 BASE BUDGET - TIAS	02	024600	449,082.00	02	246210-00000	02	248318-00000	Y	
		FY19 BASE BUDGET - TAMIN	02	024600	34,247.00	02	246210-00000	02	248305-00000	Y	
		FY19 BASE BUDGET - IQSE	02	024600	440,481.00	02	246210-00000	02	248302-00000	Y	
		** Increase in Fund Balance **			1,291,558.00						

Printed on a Xerox 9700 Laser Printing System at the Computing Services Center / Texas A&M University

Form: URGB01 (02/05/85)

CC	Account	Transaction Description	- Offset - CC	Account	Amount	Actual Entry From CC	Account	To CC	Account	Feed	Mand
02	024990	DT BENEFITS									
		FY19 BENEFIT ALLOCATION	02	024000	110,886.00	02	024000	02	249925-00000	Y	
		FY19 BENEFIT ALLOCATION	02	024000	1,193.00	02	024000	02	249929-00000	Y	
		FY19 BENEFIT ALLOCATION	02	024000	708,716.00	02	024000	02	249936-00000	Y	
		FY19 BENEFIT ALLOCATION	02	024000	1,880.00	02	024000	02	249928-00000	Y	
		FY19 BENEFIT ALLOCATION	02	024000	270,627.00	02	024000	02	249937-00000	Y	
		FY19 BENEFIT ALLOCATION	02	024000	445,385.00	02	024000	02	249930-00000	Y	
		FY19 BENEFIT ALLOCATION	02	024000	437,230.00	02	024000	02	249935-00000	Y	
		FY19 BENEFIT ALLOCATION	02	024000	923.00	02	024000	02	249927-00000	Y	
		FY19 BENEFIT ALLOCATION	02	024000	135,551.00	02	024000	02	249931-00000	Y	
		FY19 BENEFIT ALLOCATION	02	024000	38,748.00	02	024000	02	249934-00000	Y	
		FY19 BENEFIT ALLOCATION	02	024000	4,555.00	02	024000	02	249926-00000	Y	
		FY19 DT ALLOC-ACAP	02	024000	915,263.00	02	024000	02	249908-00000	Y	
		FY19 DT ALLOC-ACAP	02	024000	91,737.00	02	024000	02	249909-00000	Y	
		FY19 BENEFIT ALLOCATION	02	024000	1,133,288.00	02	024000	02	249902-00000	Y	
		FY19 BENEFIT ALLOCATION	02	024000	172,495.00	02	024000	02	249920-00000	Y	
		FY19 BENEFIT ALLOCATION	02	024000	1,229,603.00	02	024000	02	249916-00000	Y	
		FY19 BENEFIT ALLOCATION	02	024000	87,281.00	02	024000	02	249907-00000	Y	
		FY19 BENEFIT ALLOCATION	02	024000	84,259.00	02	024000	02	249912-00000	Y	
		** Increase in Fund Balance **			5,869,620.00						
02	026901	LOAN STAR SECO LOAN CLS0011									
		FY19 SECO LOAN II	02	027016	593,201.00	02	270160-00000	02	026901	Y	
		** Increase in Fund Balance **			593,201.00						
02	026902	LOAN STAR UTILITY LOAN									
		FY19 SECO LOAN_CL243	02	027099	542,911.00	02	270990-00000	02	026902	Y	
		** Increase in Fund Balance **			542,911.00						
02	027016	UTILITIES & ENERGY SERVICES									
		FY19 SECO LOAN II	02	026901	593,201.00-	02	270160-00000	02	026901	Y	
		FY19 COMMERCIAL PAPER	01	088832	1,999,444.00-	02	027016	01	088832	N	Y
		FY19 DEBT SERVICE	01	088832	10,313,330.00-	02	027016	01	088832	N	Y
		** Decrease in Fund Balance **			12,905,975.00-						
02	027026	STRATEGIC SOURCING									
		GALV SHARED SVCS PROCUREMENT	02	020339	93,094.00	02	203390-00000	02	270260-00000	Y	
		HSC Operating Costs -Procurement	02	020339	17,200.00	02	203390-00000	02	270260-00000	Y	
		FY19 INV EARNINGS ALLOC	02	021108	436,728.00	02	211080-00000	02	270260-00000	Y	
		** Increase in Fund Balance **			547,022.00						
02	027030	TEXAS A&M INFORMATION TECHNOLOGY									
		FY19 DEBT SERVICE	01	088832	192,040.00-	02	027030	01	088832	N	Y
		** Decrease in Fund Balance **			192,040.00-						
02	027099	PURCHASED UTILITIES									
		FY19 SECO LOAN_CL243	02	026902	542,911.00-	02	270990-00000	02	026902	Y	
		** Decrease in Fund Balance **			542,911.00-						

Printed on a Xerox 9700 Laser Printing System at the Computing Services Center / Texas A&M University

Form: URGB01 (02/05/85)

CC	Account	Transaction Description	- Offset - CC	Account	Amount	Actual Entry From CC	Account	To CC	Account	Feed	Mand
02	027115	AUXILIARY OVERHEAD ASSESSMENT									
		FY19 AUX ASSESS ALLOC-PRES	02	027116	111,988.00-	02	271150-00000	02	271160-00000	Y	
		FY19 AUX ASSESS ALLOC-UNIV ARC	02	027118	38,000.00-	02	271150-00000	02	271180-00000	Y	
		FY19 AUX ASSESS ALLOC-COPS	02	027125	492,014.00-	02	271150-00000	02	271250-00000	Y	
		FY19 AUX ASSESS ALLOC-VPFN	02	027126	309,148.00-	02	271150-00000	02	271260-00000	Y	
		FY19 AUX ASSESS ALLOC-OBAS	02	027127	4,869.00-	02	271150-00000	02	271270-00000	Y	
		FY19 AUX ASSESS ALLOC-CEE	02	027129	466,603.00-	02	271150-00000	02	271290-00000	Y	
		FY19 AUX ASSESS ALLOC-VPMC	02	027133	222,526.00-	02	271150-00000	02	271330-00000	Y	
		FY19 AUX ASSESS ALLOC-EHSD	02	027135	354,003.00-	02	271150-00000	02	271350-00000	Y	
		FY19 AUX ASSESS ALLOC-MASD	02	027136	40,578.00-	02	271150-00000	02	271360-00000	Y	
		FY19 AUX ASSESS ALLOC-CCOM	02	027138	38,609.00-	02	271150-00000	02	271380-00000	Y	
		FY19 AUX ASSESS ALLOC-SYSTEM	02	027140	2,409,305.00-	02	271150-00000	02	271400-00000	Y	
		FY19 AUX ASSESS ALLOC-BACKGR	02	027141	175,000.00-	02	271150-00000	02	271410-00000	Y	
		FY19 AUX ASSESS ALLOC-FCOR	02	027160	151,048.00-	02	271150-00000	02	271600-00000	Y	
		FY19 AUX ASSESS ALLOC-HUMR	02	027174	737,313.00-	02	271150-00000	02	271740-00000	Y	
		FY19 AUX ASSESS ALLOC-PURS	02	027201	539,231.00-	02	271150-00000	02	272010-00000	Y	
		** Decrease in Fund Balance **			6,090,235.00-						
02	027116	PRESIDENT'S OFFICE									
		FY19 AUX ASSESS ALLOC-PRES	02	027115	111,988.00	02	271150-00000	02	271160-00000	Y	
		** Increase in Fund Balance **			111,988.00						
02	027118	UNIVERSITY ARCHITECT									
		FY19 AUX ASSESS ALLOC-UNIV ARC	02	027115	38,000.00	02	271150-00000	02	271180-00000	Y	
		** Increase in Fund Balance **			38,000.00						
02	027125	UNIVERSITY POLICE									
		FY19 AUX ASSESS ALLOC-COPS	02	027115	492,014.00	02	271150-00000	02	271250-00000	Y	
		** Increase in Fund Balance **			492,014.00						
02	027126	VPFN/CFO									
		FY19 AUX ASSESS ALLOC-VPFN	02	027115	309,148.00	02	271150-00000	02	271260-00000	Y	
		** Increase in Fund Balance **			309,148.00						
02	027127	BUDGET OFFICE									
		FY19 AUX ASSESS ALLOC-OBAS	02	027115	4,869.00	02	271150-00000	02	271270-00000	Y	
		** Increase in Fund Balance **			4,869.00						
02	027128	PAYROLL									
		IT SERVICES-IMAGING	02	021601	18,138.00-	02	271280-00000	02	216010-00000	Y	
		IT SERVICES-TIER1/TIER2	02	021841	10,013.00-	02	271280-00000	02	218410-00000	Y	
		** Decrease in Fund Balance **			28,151.00-						
02	027129	EMPLOYEE & ORG DEVELOPMENT									
		System Shared Services-EOD	02	020339	198,889.00	02	203390-00000	02	271290-00000	Y	
		IT SERVICES-TIER1/TIER2	02	021841	8,735.00-	02	271290-00000	02	218410-00000	Y	
		IT SERVICES-TRAINING ROOMS	02	021841	13,221.00-	02	271290-00000	02	218410-00000	Y	

Printed on a Xerox 9700 Laser Printing System at the Computing Services Center / Texas A&M University

Form: URGB01 (02/05/85)

CC	Account	Transaction Description	- Offset - CC	Account	Amount	Actual Entry From CC	Account	To CC	Account	Feed	Mand
02	027129	EMPLOYEE & ORG DEVELOPMENT									
		IT SERVICES-TIER1/TIER2	02	021841	33,530.00-	02	271290-00000	02	218410-00000	Y	
		FY19 AUX ASSESS ALLOC-CEE	02	027115	466,603.00	02	271150-00000	02	271290-00000	Y	
		** Increase in Fund Balance **			610,006.00						
02	027133	MARKETING & COMMUNICATIONS									
		FY19 AUX ASSESS ALLOC-VPMC	02	027115	222,526.00	02	271150-00000	02	271330-00000	Y	
		** Increase in Fund Balance **			222,526.00						
02	027135	EHSD									
		FY19 AUX ASSESS ALLOC-EHSD	02	027115	354,003.00	02	271150-00000	02	271350-00000	Y	
		** Increase in Fund Balance **			354,003.00						
02	027136	UNIVERSITY RISK AND COMPLIANCE									
		FY19 AUX ASSESS ALLOC-MASD	02	027115	40,578.00	02	271150-00000	02	271360-00000	Y	
		** Increase in Fund Balance **			40,578.00						
02	027138	CONTRACT ADMINISTRATION									
		FY19 AUX ASSESS ALLOC-CCOM	02	027115	38,609.00	02	271150-00000	02	271380-00000	Y	
		** Increase in Fund Balance **			38,609.00						
02	027140	SYSTEM ASSESSMENTS									
		FY19 AUX ASSESS ALLOC-SYSTEM	02	027115	2,409,305.00	02	271150-00000	02	271400-00000	Y	
		** Increase in Fund Balance **			2,409,305.00						
02	027141	BACKGROUND CHECKS									
		FY19 AUX ASSESS ALLOC-BACKGR	02	027115	175,000.00	02	271150-00000	02	271410-00000	Y	
		** Increase in Fund Balance **			175,000.00						
02	027160	OFFICE OF FACILITIES COORDINATION									
		FY19 AUX ASSESS ALLOC-FCOR	02	027115	151,048.00	02	271150-00000	02	271600-00000	Y	
		** Increase in Fund Balance **			151,048.00						
02	027174	AUX ASSESSMENT-HUMAN RESOURCES									
		FY19 AUX ASSESS ALLOC-HUMR	02	027115	737,313.00	02	271150-00000	02	271740-00000	Y	
		** Increase in Fund Balance **			737,313.00						
02	027201	PROCUREMENT SERVICES									
		FY19 AUX ASSESS ALLOC-PURS	02	027115	539,231.00	02	271150-00000	02	272010-00000	Y	
		** Increase in Fund Balance **			539,231.00						
02	029000	STATE AUF-CHAIR AND BRIDGING									
		FY19 BASE BUDGET - AST	02	029005	162,500.00	02	290144-00000	02	290026-00000	Y	
		FY19 BASE BUDGET - ODRS	02	029005	133,196.00	02	290144-00000	02	290028-00000	Y	
		FY19 BASE BUDGET - ITAS	02	029005	211,339.00	02	290144-00000	02	290027-00000	Y	
		** Increase in Fund Balance **			507,035.00						

Printed on a Xerox 9700 Laser Printing System at the Computing Services Center / Texas A&M University

Form: URGB01 (02/05/85)

CC	Account	Transaction Description	- Offset - CC	Account	Amount	-------- Actual Entry --------- ---- From ----- CC	Account	----- To ------ CC	Account	Feed	Mand
02	029005	STATE AUF-STRATEGIC INITIATIVES									
		FY19 BASE BUDGET - ODRS	02	029000	133,196.00-	02	290144-00000	02	290028-00000	Y	
		FY19 BASE BUDGET - AST	02	029000	162,500.00-	02	290144-00000	02	290026-00000	Y	
		FY19 BASE BUDGET - ITAS	02	029000	211,339.00-	02	290144-00000	02	290027-00000	Y	
		FY19 BASE BUDGET - DOF	02	029025	250,000.00-	02	290144-00000	02	290251-00000	Y	
		FY19 BASE BUDGET - GRST	02	029065	9,003,915.00-	02	290144-00000	02	290650-00000	Y	
		FY19 BASE BUDGET - PPO	02	029065	21,900.00-	02	290144-00000	02	290698-00000	Y	
		FY19 BASE BUDGET - PROV	02	029099	5,986,789.00-	02	290144-00000	02	290991-00000	Y	
		FY19 AUF ALLOC-AA	02	029999	18,369,263.00	02	299999-00000	02	290144-00000	Y	
		** Increase in Fund Balance **			2,599,624.00						
02	029025	STATE AUF-NEW FACULTY SALARIES STA									
		FY19 BASE BUDGET - DOF	02	029005	250,000.00	02	290144-00000	02	290251-00000	Y	
		** Increase in Fund Balance **			250,000.00						
02	029065	STATE AUF-GRADUATE STUDENT STIPENDS									
		FY19 BASE BUDGET - PPO	02	029005	21,900.00	02	290144-00000	02	290698-00000	Y	
		FY19 BASE BUDGET - GRST	02	029005	9,003,915.00	02	290144-00000	02	290650-00000	Y	
		GRST ONE TIME	02	029099	584,000.00	02	290991-00000	02	290650-00000	Y	
		** Increase in Fund Balance **			9,609,815.00						
02	029099	STATE AUF-PROPOSITION 17 RESERVE									
		FY19 BASE BUDGET - PROV	02	029005	5,986,789.00	02	290144-00000	02	290991-00000	Y	
		GRST ONE TIME	02	029065	584,000.00-	02	290991-00000	02	290650-00000	Y	
		** Increase in Fund Balance **			5,402,789.00						
02	029200	AUF EXCELLENCE INITIATIVES ONE-TIME									
		FY19 ONE TIME ALLOCATION	02	029999	1,000,000.00	02	299999-00000	02	292023-00000	Y	
		** Increase in Fund Balance **			1,000,000.00						
02	029998	AUF-CRI									
		FY19 AUF CRI	02	029999	16,500,000.00	02	299999-00000	02	299980-00000	Y	
		** Increase in Fund Balance **			16,500,000.00						
02	029999	AUF EXCELLENCE INITIATIVES									
		SYSTEM OFFICES SHARED SVC CONT	01	021001	775,000.00	01	021001	02	029999	N	
		TAMU ONE-TIME AUF (CRI)	01	021001	16,500,000.00	01	021001	02	029999	N	
		TAMU AUF EXCELLENCE (119.205M)	01	021001	54,509,512.00	01	021001	02	029999	N	
		SYS OFFICES INST SUPPT MOF TR	01	021001	1,000,000.00	01	021001	02	029999	N	
		HSC ONE-TIME AUF SUPPORT 3OF5	01	021001	3,000,000.00	01	021001	02	029999	N	
		FY19 TRANSFER TO HSC	23	029000	52,000,000.00-	02	029999	23	029000	N	
		FY19 AUF ALLOC-AA	02	029005	18,369,263.00-	02	299999-00000	02	290144-00000	Y	
		FY19 ONE TIME ALLOCATION	02	029200	1,000,000.00-	02	299999-00000	02	292023-00000	Y	
		FY19 AUF CRI	02	029998	16,500,000.00-	02	299999-00000	02	299980-00000	Y	
		FY19 DEBT SERVICE	01	088802	2,248,585.00-	02	029999	01	088802	N	Y
		** Decrease in Fund Balance **			14,333,336.00-						

Printed on a Xerox 9700 Laser Printing System at the Computing Services Center / Texas A&M University

Form: URGB01 (02/05/85)

CC	Account	Transaction Description	- Offset - CC	Account	Amount	Actual Entry From CC	Account	To CC	Account	Feed	Mand
02	030009	STADIUM REVENUE FUND									
		FY19 LIC ALLOC-ATHL	02	020381	100,000.00	02	203810-00000	02	300090-00000	N	
		FY19 LIC ALLOC-ATHL	02	020381	2,300,000.00	02	203810-00000	02	300090-00000	N	
		FY19 COMPLIANCE FUNDING	02	020421	30,426.00-	02	300090-00000	02	204210-00000	N	
		FY19 CONCESS ALLOC-ATHL	02	021778	200,000.00	02	217780-00000	02	300090-00000	Y	
		FY19 FUNDING FOR AGGIE BAND	02	021843	1,600,000.00-	02	300090-00000	02	218430-00000	N	
		FY19 FUNDING FOR AGGIE BAND	02	021878	60,000.00-	02	300090-00000	02	218780-00000	N	
		FY19 FUNDING FOR NUTRITION CTR	02	030171	1,734,000.00-	02	300090-00000	02	301710-00000	N	
		FY19 UNIVERSITY TRANSFER	02	030307	3,000,000.00-	02	300090-00000	02	303070-00000	N	
		FY19 FUNDING	02	030315	54,000.00-	02	300090-00000	02	303150-00000	N	
		FY19 COMMERCIAL PAPER	01	088832	1,556,000.00-	02	030009	01	088832	N	Y
		FY19 DEBT SERVICE	01	088832	22,162,424.00-	02	030009	01	088832	N	Y
		** Decrease in Fund Balance **			27,596,850.00-						
02	030015	AFR YEAR END ENTRIES NON CASH (FG30									
		FY19 DISCOUNTING	02	050000	18,698,081.00	02	510239-00000	02	300150-00000	N	
		FY19 DISCOUNTING	02	050000	6,761,876.00-	02	300150-00000	02	510239-00000	N	
		** Increase in Fund Balance **			11,936,205.00						
02	030016	DORM ADMINISTRATION-CORPS									
		XFER TO FUND CORPS OPERATIONS	02	030062	1,224,771.00	02	300620-00000	02	300160-00000	Y	
		** Increase in Fund Balance **			1,224,771.00						
02	030021	UNIVERSITY DINING									
		FY19 DEBT SERVICE	01	088832	627,336.00-	02	030021	01	088832	N	Y
		** Decrease in Fund Balance **			627,336.00-						
02	030037	HEALTH CENTER									
		STUDENT HEALTH SERVICES	02	030039	9,200,000.00	02	300390-00000	02	300370-00000	Y	
		EMS FEE ALLOCATION	02	030285	550,000.00-	02	300370-00000	02	302850-00000	Y	
		** Increase in Fund Balance **			8,650,000.00						
02	030039	HEALTH CTR FEE RESERVE									
		STUDENT HEALTH SERVICES	02	030037	9,200,000.00-	02	300390-00000	02	300370-00000	Y	
		** Decrease in Fund Balance **			9,200,000.00-						
02	030042	REC SPORTS GENERATED REV OP ACCT									
		TAMU SPORTS CLUBS	02	020107	305,438.00-	02	300420-00000	02	201070-00000	Y	
		RSPO CAF SWAP	02	030252	12,000.00-	02	300420-00000	02	302520-00000	Y	
		RSPO FY19 VPSA ADMIN SUPPORT	02	030252	48,000.00-	02	300420-00000	02	302520-00000	Y	
		RSPO FY18 1% ROLLBACK	02	030308	25,000.00-	02	300420-00000	02	303080-00000	Y	
		RSPO FY12 BUDGET REDUCTION	02	030308	260,232.00-	02	300420-00000	02	303080-00000	Y	
		** Decrease in Fund Balance **			650,670.00-						
02	030046	MEMORIAL STUDENT CENTER STUDENT PRO									
			02	021664	8,254.00	02	216640-00000	02	300460-00000	Y	
			02	030094	1,800.00-	02	300460-00000	02	300940-00000	Y	

Printed on a Xerox 9700 Laser Printing System at the Computing Services Center / Texas A&M University

Form: URGB01 (02/05/85)

CC	Account	Transaction Description	- Offset - CC	Account	Amount	Actual Entry From CC	Account	To CC	Account	Feed	Mand
02	030046	MEMORIAL STUDENT CENTER STUDENT PRO									
			02	030106	95,000.00	02	301060-00000	02	300460-00000	Y	
			02	030228	4,130.00	02	302280-00000	02	300460-00000	Y	
		MSC 2.1 BUDGET REDUCTION	02	030308	14,966.00-	02	300460-00000	02	303080-00000	Y	
		** Increase in Fund Balance **			90,618.00						
02	030048	UNIVERSITY CENTER COMPLEX									
		MSC SUPPORT	02	030072	335,664.00	02	300720-00000	02	300480-00000	Y	
		FY19 VPSA ADMIN SUPPORT	02	030252	24,000.00-	02	300480-00000	02	302520-00000	Y	
		UCEN 1% PULLBACK-FY18	02	030308	25,000.00-	02	300480-00000	02	303080-00000	Y	
		UCEN FY12 BUDGET REDUCTION	02	030308	65,539.00-	02	300480-00000	02	303080-00000	Y	
		** Increase in Fund Balance **			221,125.00						
02	030053	STUDENT HEALTH SERVICES RENEWAL									
		BLDG RENEWAL	02	030297	13,276.00	02	302970-00000	02	300530-00000	Y	
		** Increase in Fund Balance **			13,276.00						
02	030054	TRANSPORTATION SERVICES									
		FY19 DEBT SERVICE	01	088832	3,445,378.00-	02	030054	01	088832	N	Y
		FY19 COMMERCIAL PAPER	01	088832	2,462,321.00-	02	030054	01	088832	N	Y
		** Decrease in Fund Balance **			5,907,699.00-						
02	030062	RESIDENCE HALLS									
		XFER TO SOFC FOR STUDENT GROUP	02	021080	36,000.00-	02	300620-00000	02	210800-00000	Y	
		XFER TO FUND BUDGET 215680	02	021568	200,000.00-	02	300620-00000	02	215680-00000	Y	
		COPRS PROJECT FUND	02	021570	1,690.00-	02	300620-00000	02	215700-00000	Y	
		CORPS AWARDS AND TROPHIES	02	021574	8,500.00-	02	300620-00000	02	215740-00000	Y	
		XFER TO FUND BUDGET 217760	02	021776	8,000.00-	02	300620-00000	02	217760-00000	Y	
		XFER TO FUND CORPS OPERATIONS	02	030016	1,224,771.00-	02	300620-00000	02	300160-00000	Y	
		VPSA AUXILIARY ADMINISTRATION	02	030252	179,000.00-	02	300620-00000	02	302520-00000	Y	
		FY12 FY19 BIDGET REDUCTIONS	02	030308	846,451.00-	02	300620-00000	02	303080-00000	Y	
		FY19 COMMERCIAL PAPER	01	088832	2,010,770.00-	02	030062	01	088832	N	Y
		FY19 DEBT SERVICE	01	088832	25,990,762.00-	02	030062	01	088832	N	Y
		** Decrease in Fund Balance **			30,505,944.00-						
02	030072	STUDENT CENTER COMPLEX FEE									
		MSC SUPPORT	02	030048	335,664.00-	02	300720-00000	02	300480-00000	Y	
		DEBT SERVICE	02	030073	107,666.00-	02	300720-00000	02	300730-00000	Y	
		UNIVERSITY CENTER	02	030077	3,476,000.00-	02	300720-00000	02	300770-00000	Y	
		UCEN MAINTENANCE	02	030099	582,000.00-	02	300720-00000	02	300990-00000	Y	
		FY19 INV EARN-MSC	02	030215	335,664.00	02	302150-00000	02	300720-00000	Y	
		** Decrease in Fund Balance **			4,165,666.00-						
02	030073	STUDENT CENTER COMPLEX FEE RESERVE									
		DEBT SERVICE	02	030072	107,666.00	02	300720-00000	02	300730-00000	Y	
		FY19 DEBT SERVICE	01	088832	107,666.00-	02	030073	01	088832	N	Y
		** Decrease in Fund Balance **			0.00						

Printed on a Xerox 9700 Laser Printing System at the Computing Services Center / Texas A&M University

Form: URGB01 (02/05/85)

CC	Account	Transaction Description	- Offset - CC	Account	Amount	-------- Actual Entry --------- ---- From ----- CC	Account	----- To ------ CC	Account	Feed	Mand
02	030075	STUDENT MEDIA									
		FY12 BUDGET REDUCTION	02	030308	24,343.00-	02	300750-00000	02	303080-00000	Y	
		** Decrease in Fund Balance **			24,343.00-						
02	030077	UNIVERSITY CENTER COMPLEX									
		UNIVERSITY CENTER	02	030072	3,476,000.00	02	300720-00000	02	300770-00000	Y	
		** Increase in Fund Balance **			3,476,000.00						
02	030094	TOWN HALL PROGRAM									
			02	030046	1,800.00	02	300460-00000	02	300940-00000	Y	
		** Increase in Fund Balance **			1,800.00						
02	030099	UNIVERSITY CENTER RENOVATION									
		UCEN MAINTENANCE	02	030072	582,000.00	02	300720-00000	02	300990-00000	Y	
		** Increase in Fund Balance **			582,000.00						
02	030106	MSC OPAS OPERATING - A									
			02	030046	95,000.00-	02	301060-00000	02	300460-00000	Y	
		** Decrease in Fund Balance **			95,000.00-						
02	030117	TAMU BOOKSTORE CONTRACT OPERATIONS									
		FY19 BOOKSTORE ALLOC-FAC & GA	02	020655	1,304,000.00-	02	301170-00000	02	206550-00000	Y	
		FY19 BOOKSTORE ALLOC-SACT	02	021080	175,000.00-	02	301170-00000	02	210800-00000	Y	
		FY19 BOOKSTORE ALLOC-MSC SUPT	02	021083	500,000.00-	02	301170-00000	02	210830-00000	Y	
		FY19 BOOKSTORE ALLOC-CORPS SCH	02	021641	20,000.00-	02	301170-00000	02	216410-00000	Y	
		** Decrease in Fund Balance **			1,999,000.00-						
02	030118	REC SPORTS RENEWAL & MODIFICATIONS									
		NON SRC R&M TRANSFER	02	030179	200,000.00	02	301790-00000	02	301180-00000	Y	
		** Increase in Fund Balance **			200,000.00						
02	030171	RC SLOCUM NUTRITION CENTER									
		FY19 FUNDING FOR NUTRITION CTR	02	030009	1,734,000.00	02	300090-00000	02	301710-00000	N	
		** Increase in Fund Balance **			1,734,000.00						
02	030179	RECREATIONAL SPORTS FEE									
		NON SRC R&M TRANSFER	02	030118	200,000.00-	02	301790-00000	02	301180-00000	Y	
		RSF SRC OPERATING	02	030196	8,508,368.00-	02	301790-00000	02	301960-00000	Y	
		NON SRC R&M TRANSFER	02	030197	600,000.00-	02	301790-00000	02	301970-00000	Y	
		FY19 COMMERCIAL PAPER	01	088832	29,700.00-	02	030179	01	088832	N	Y
		FY19 DEBT SERVICE	01	088832	3,612,680.00-	02	030179	01	088832	N	Y
		** Decrease in Fund Balance **			12,950,748.00-						
02	030196	RECREATIONAL SPORTS OPERATING									
		RSF SRC OPERATING	02	030179	8,508,368.00	02	301790-00000	02	301960-00000	Y	
		** Increase in Fund Balance **			8,508,368.00						

Printed on a Xerox 9700 Laser Printing System at the Computing Services Center / Texas A&M University

Form: URGB01 (02/05/85)

CC	Account	Transaction Description	- Offset - CC	Account	Amount	Actual Entry From CC	Account	To CC	Account	Feed	Mand
02	030197	STUDENT RECREATION RESERVE-MAIT RES									
		NON SRC R&M TRANSFER	02	030179	600,000.00	02	301790-00000	02	301970-00000	Y	
		** Increase in Fund Balance **			600,000.00						
02	030215	AUXILIARY ENTERPRISES-OP RESERVE									
		FY19 INV EARN-FAC & GA	02	020655	874,402.00-	02	302150-00000	02	206550-00000	Y	
		FY19 INV EARN-MSC	02	030072	335,664.00-	02	302150-00000	02	300720-00000	Y	
		FY19 INV EARN-CHCR	02	030245	179,500.00-	02	302150-00000	02	302450-00000	Y	
		FY19 INV EARN-CORPS OPER	02	030287	200,000.00-	02	302150-00000	02	302870-00000	Y	
		FY19 INV EARN-BAND	02	030288	275,000.00-	02	302150-00000	02	302880-00000	Y	
		FY19 INV EARN-DEF MAINT	02	030307	2,000,000.00-	02	302150-00000	02	030307	Y	
		** Decrease in Fund Balance **			3,864,566.00-						
02	030228	MSC WILEY ENDOWED LECTURE SERIES									
			02	030046	4,130.00-	02	302280-00000	02	300460-00000	Y	
		** Decrease in Fund Balance **			4,130.00-						
02	030245	CHILDREN'S CENTER - OPERATING									
		FY19 INV EARN-CHCR	02	030215	179,500.00	02	302150-00000	02	302450-00000	Y	
		CHCR - FY12 BUDGET REDUCTION	02	030308	32,133.00-	02	302450-00000	02	303080-00000	Y	
		** Increase in Fund Balance **			147,367.00						
02	030252	STUDENT AFFAIRS AUXILIARY ADMIN									
		IT CONSOLIDATION	02	020522	80,700.00-	02	302520-00000	02	205220-00000	Y	
		RSPO FY19 VPSA ADMIN SUPPORT	02	030042	48,000.00	02	300420-00000	02	302520-00000	Y	
		RSPO CAF SWAP	02	030042	12,000.00	02	300420-00000	02	302520-00000	Y	
		FY19 VPSA ADMIN SUPPORT	02	030048	24,000.00	02	300480-00000	02	302520-00000	Y	
		VPSA AUXILIARY ADMINISTRATION	02	030062	179,000.00	02	300620-00000	02	302520-00000	Y	
		FY19 VPSA ADMIN SUPPORT	02	030275	24,000.00	02	302750-00000	02	302520-00000	Y	
		VPSA ALLOCATION	02	030297	48,000.00	02	302970-00000	02	302520-00000	Y	
		VP STUDENT AFFAIRS	02	030308	508,208.00	02	303080-00000	02	302520-00000	Y	
		** Increase in Fund Balance **			762,508.00						
02	030275	RUDDER THEATR COMPLEX									
		FY19 VPSA ADMIN SUPPORT	02	030252	24,000.00-	02	302750-00000	02	302520-00000	Y	
		YR2 HVAC LOAN REPAYMENT	02	030302	210,000.00-	02	302750-00000	02	303020-00000	Y	
		UCEN - FY12 BUDGET REDUCTION	02	030308	47,870.00-	02	302750-00000	02	303080-00000	Y	
		** Decrease in Fund Balance **			281,870.00-						
02	030285	EMERGENCY MEDICAL CONSORTIUM									
		EMS FEE ALLOCATION	02	030037	550,000.00	02	300370-00000	02	302850-00000	Y	
		** Increase in Fund Balance **			550,000.00						
02	030287	COPRS OPERATIONS/PMC/RECRUITING									
		FY19 INV EARN-CORPS OPER	02	030215	200,000.00	02	302150-00000	02	302870-00000	Y	
		COMMANDANT	02	030308	157,000.00	02	303080-00000	02	302870-00000	Y	
		** Increase in Fund Balance **			357,000.00						

Printed on a Xerox 9700 Laser Printing System at the Computing Services Center / Texas A&M University

Form: URGB01 (02/05/85)

CC	Account	Transaction Description	- Offset - CC	Account	Amount	-------- Actual Entry --------- ---- From ----- CC	Account	----- To ------ CC	Account	Feed	Mand
02	030288	AGGIE BAND BOWL TRAVEL									
		FY19 INV EARN-BAND	02	030215	275,000.00	02	302150-00000	02	302880-00000	Y	
		** Increase in Fund Balance **			275,000.00						
02	030289	MSC/UNIV CTR FACILITIES RENOVATION									
		FY19 DEBT SERVICE	01	088832	4,643,978.00-	02	030289	01	088832	N	Y
		** Decrease in Fund Balance **			4,643,978.00-						
02	030297	SHS REVENUE									
		BLDG RENEWAL	02	030053	13,276.00-	02	302970-00000	02	300530-00000	Y	
		VPSA ALLOCATION	02	030252	48,000.00-	02	302970-00000	02	302520-00000	Y	
		VPSA BUDGET TRANSFERS	02	030308	216,658.00-	02	302970-00000	02	303080-00000	Y	
		STUDENT LIFE	02	030317	222,066.00-	02	302970-00000	02	303170-00000	Y	
		** Decrease in Fund Balance **			500,000.00-						
02	030302	MSC BUILDING MAINTENANCE/RENEWAL									
		YR2 HVAC LOAN REPAYMENT	02	030275	210,000.00	02	302750-00000	02	303020-00000	Y	
		** Increase in Fund Balance **			210,000.00						
02	030307	DEFERRED MAINTENANCE ACCOUNT									
		FY19 UNIVERSITY TRANSFER	02	030009	3,000,000.00	02	300090-00000	02	303070-00000	N	
		FY19 INV EARN-DEF MAINT	02	030215	2,000,000.00	02	302150-00000	02	030307	Y	
		** Increase in Fund Balance **			5,000,000.00						
02	030308	STUDENT AFFAIRS AUXILIARY FUNDING									
		RSPO FY18 1% ROLLBACK	02	030042	25,000.00	02	300420-00000	02	303080-00000	Y	
		RSPO FY12 BUDGET REDUCTION	02	030042	260,232.00	02	300420-00000	02	303080-00000	Y	
		MSC 2.1 BUDGET REDUCTION	02	030046	14,966.00	02	300460-00000	02	303080-00000	Y	
		UCEN 1% PULLBACK-FY18	02	030048	25,000.00	02	300480-00000	02	303080-00000	Y	
		UCEN FY12 BUDGET REDUCTION	02	030048	65,539.00	02	300480-00000	02	303080-00000	Y	
		FY12 FY19 BIDGET REDUCTIONS	02	030062	846,451.00	02	300620-00000	02	303080-00000	Y	
		FY12 BUDGET REDUCTION	02	030075	24,343.00	02	300750-00000	02	303080-00000	Y	
		CHCR - FY12 BUDGET REDUCTION	02	030245	32,133.00	02	302450-00000	02	303080-00000	Y	
		VP STUDENT AFFAIRS	02	030252	508,208.00-	02	303080-00000	02	302520-00000	Y	
		UCEN - FY12 BUDGET REDUCTION	02	030275	47,870.00	02	302750-00000	02	303080-00000	Y	
		COMMANDANT	02	030287	157,000.00-	02	303080-00000	02	302870-00000	Y	
		VPSA BUDGET TRANSFERS	02	030297	216,658.00	02	302970-00000	02	303080-00000	Y	
		STUDENT LIFE	02	030310	308,373.00-	02	303080-00000	02	303100-00000	Y	
		MUSIC ACTIVITIES	02	030311	250,648.00-	02	303080-00000	02	303110-00000	Y	
		STUDENT LIFE STUDIES	02	030312	162,453.00-	02	303080-00000	02	303120-00000	Y	
		** Increase in Fund Balance **			171,510.00						
02	030310	STUDENT LIFE AUX FUNDING									
		STUDENT LIFE	02	030308	308,373.00	02	303080-00000	02	303100-00000	Y	
		** Increase in Fund Balance **			308,373.00						
02	030311	AGGIE BAND AUX FUNDING									
		MUSIC ACTIVITIES	02	030308	250,648.00	02	303080-00000	02	303110-00000	Y	
		** Increase in Fund Balance **			250,648.00						

Printed on a Xerox 9700 Laser Printing System at the Computing Services Center / Texas A&M University

Form: URGB01 (02/05/85)

CC	Account	Transaction Description	- Offset - CC	Account	Amount	Actual Entry From CC	Account	To CC	Account	Feed	Mand
02	030312	STUDENT LIFE STUDIES AUX FUNDING									
		STUDENT LIFE STUDIES	02	030308	162,453.00	02	303080-00000	02	303120-00000	Y	
		** Increase in Fund Balance **			162,453.00						
02	030315	RECREATION PARK & TOURISM SCIENCES									
		FY19 FUNDING	02	030009	54,000.00	02	300090-00000	02	303150-00000	N	
		** Increase in Fund Balance **			54,000.00						
02	030317	SL - HEALTH PROMOTION									
		STUDENT LIFE	02	030297	222,066.00	02	302970-00000	02	303170-00000	Y	
		** Increase in Fund Balance **			222,066.00						
02	033700	UNIV ADV FEE - PATT									
		FY19 UAF ALLOC-PATT	02	023700	8,973,828.00	02	237000-00000	02	337001-00000	Y	
		FY19 DEBT SERVICE	01	088832	561,802.00-	02	033700	01	088832	N	Y
		** Increase in Fund Balance **			8,412,026.00						
02	050000	GIFT ACCOUNTS									
		FY19 DISCOUNTING	02	010000	25,321,619.00-	02	510239-00000	02	100099-00000	N	
		FY19 DISCOUNTING	02	019999	26,739,585.00	02	199999-00000	02	510239-00000	N	
		FY19 LIC ALLOC-BONFIRE	02	020381	60,000.00	02	203810-00000	02	511986-00000	N	
		FY19 DISCOUNTING	02	021085	118,105,436.00-	02	510239-00000	02	210850-00000	N	
		FY19 DISCOUNTING	02	021085	73,348,840.00	02	210850-00000	02	510239-00000	N	
		FY19 DISCOUNTING	02	030015	18,698,081.00-	02	510239-00000	02	300150-00000	N	
		FY19 DISCOUNTING	02	030015	6,761,876.00	02	300150-00000	02	510239-00000	N	
		FY19 COMMERCIAL PAPER-CLEN	01	088832	9,800,670.00-	02	050000	01	088832	N	Y
		FY19 COMM PAPER-12TH MAN	01	088832	34,477,223.00-	02	050000	01	088832	N	Y
		FY19 COMMERCIAL PAPER-GARDENS	01	088832	326,921.00-	02	050000	01	088832	N	Y
		FY19 COMMERCIAL PAPER-MAC	01	088832	1,990,488.00-	02	050000	01	088832	N	Y
		** Decrease in Fund Balance **			101,810,137.00-						
02	085008	DESIGNATED TUITION - CAPITAL									
		FY19 DT ALLOC-CAPITAL	02	024000	23,989,702.00	02	024000	02	085008	N	
		FY19 COMMERCIAL PAPER	01	088832	345,000.00-	02	085008	01	088832	N	Y
		FY19 DEBT SERVICE	01	088832	15,153,143.00-	02	085008	01	088832	N	Y
		** Increase in Fund Balance **			8,491,559.00						

Printed on a Xerox 9700 Laser Printing System at the Computing Services Center / Texas A&M University

CC	Account	Transaction Description	- Offset - CC	Account	Amount	Actual Entry From CC	Account	To CC	Account	Feed	Mand

BLANK PAGE

Form: URGB01 (02/05/85)
Printed on a Xerox 9700 Laser Printing System at the Computing Services Center / Texas A&M University

Form: URGB01 (02/05/85)

CC	Account	Transaction Description	--- Offset --- CC	Account	Amount	-------- Actual Entry --------- ---- From ----- CC	Account	----- To ------ CC	Account	Feed	Mand
02	010000	EDUCATIONAL & GENERAL INCOME									
		FY19 REV-STATE APPR	02	100001-00000	295,990,725.00	02	100001-00000	02	011180	Y	
		FY19 REV-BENEFITS PD BY STATE	02	100002-00000	30,985,637.00	02	100002-00000	02	011180	Y	
		FY19 REV-WORK STUDY	02	100027-00000	175,000.00	02	100027-00000	02	011180	N	
		FY19 REV-TX GRANT	02	100029-00000	29,250,000.00	02	100029-00000	02	011180	N	
		FY19 REV-ERS	02	100036-00000	36,563,046.00	02	100036-00000	02	011180	Y	
		FY19 REV-AGENCY INFR	02	100044-00000	8,068,447.00	02	100044-00000	02	011180	Y	
		FY19 REV-HSC INFRS	02	100045-00000	2,733,362.00	02	100045-00000	02	011180	Y	
		FY19 REV-LIBM CONTRACT	02	100047-00000	2,981,255.00	02	100047-00000	02	011180	Y	
		FY19 REV-TOP 10%	02	100048-00000	500,000.00	02	100048-00000	02	011180	N	
		FY19 DISCOUNTING	02	100099-00000	54,813,239.00-	02	011180	02	100099-00000	N	
		FY19 DISCOUNTING	02	100099-00000	25,321,619.00-	02	510239-00000	02	100099-00000	N	
		** Potential Increase in Fund Balan			327,112,614.00						
02	010100	ED & GEN INCOME-TUITION									
		FY19 REV-LAB FEES-TAMU	02	101000-00000	115,000.00	02	101000-00000	02	011180	Y	
		FY19 REV-FALL RES	02	101002-00000	31,195,752.00	02	101002-00000	02	011180	Y	
		FY19 REV-FALL NR	02	101003-00000	17,738,350.00	02	101003-00000	02	011180	Y	
		FY19 REV-SPRING RES	02	101004-00000	28,562,368.00	02	101004-00000	02	011180	Y	
		FY19 REV-SPRING NR	02	101005-00000	15,829,034.00	02	101005-00000	02	011180	Y	
		FY19 REV-SUMMER RES	02	101006-00000	4,492,147.00	02	101006-00000	02	011180	Y	
		FY19 REV-SUM NR	02	101007-00000	3,247,999.00	02	101007-00000	02	011180	Y	
		FY19 REV-VET RES	02	101011-00000	2,666,143.00	02	101011-00000	02	011180	Y	
		FY19 REV-VET NR	02	101012-00000	145,800.00	02	101012-00000	02	011180	Y	
		FY19 REV-LAB FEES-VET MED	02	101016-00000	35,000.00	02	101016-00000	02	011180	Y	
		FY19 REV-GRAD DIFF	02	101017-00000	10,484,768.00	02	101017-00000	02	011180	Y	
		FY19 REV-FALL WAIVERS	02	101020-00000	26,526,289.00	02	101020-00000	02	011180	Y	
		FY19 REV-SPRING WAIVERS	02	101021-00000	24,313,656.00	02	101021-00000	02	011180	Y	
		FY19 REV-SUMMER WAIVERS	02	101022-00000	6,830,852.00	02	101022-00000	02	011180	Y	
		FY19 REV-VET WAIVERS	02	101023-00000	374,057.00	02	101023-00000	02	011180	Y	
		FY19 REV-UG WAIVERS	02	101024-00000	55,000.00	02	101024-00000	02	011180	Y	
		FY19 REV-GRAD WAIVERS	02	101025-00000	180,000.00	02	101025-00000	02	011180	Y	
		FY19 REV-EXCESS PHD	02	101026-00000	411,549.00	02	101026-00000	02	011180	Y	
		FY19 REV-EXCESS UG	02	101027-00000	2,432,741.00	02	101027-00000	02	011180	Y	
		FY19 REV-COURSE REPEAT FEES	02	101029-00000	550,000.00	02	101029-00000	02	011180	Y	
		FY19 REV-LAW RES	02	101031-00000	794,412.00	02	101031-00000	02	011180	Y	
		FY19 REV-LAW NR	02	101032-00000	372,581.00	02	101032-00000	02	011180	Y	
		FY19 REV-LAW WAIVERS	02	101033-00000	311,817.00	02	101033-00000	02	011180	Y	
		** Potential Increase in Fund Balan			177,665,315.00						
02	010200	ED & GEN INCOME-GENERAL									
		FY19 REV-LAND GR ENDOW	02	102004-00000	4,500.00	02	102004-00000	02	011180	Y	
		FY19 REV-INV EARNINGS	02	102005-00000	1,800,000.00	02	102005-00000	02	011180	Y	
		FY19 REV-FUND 242	02	102006-00000	350,000.00	02	102006-00000	02	011180	Y	
		FY19 REV-MISC	02	102007-00000	5,000.00	02	102007-00000	02	011180	Y	
		** Potential Increase in Fund Balan			2,159,500.00						

Printed on a Xerox 9700 Laser Printing System at the Computing Services Center / Texas A&M University

Form: URGB01 (02/05/85)

CC	Account	Transaction Description	Offset CC	Offset Account	Amount	Actual Entry From CC	Actual Entry From Account	Actual Entry To CC	Actual Entry To Account	Feed	Mand
02	010210	VET TEACHING HOSPITAL									
		FY19 REV-VET HOSP	02	102100-00000	16,000,000.00	02	102100-00000	02	011180	Y	
		** Potential Increase in Fund Balan			16,000,000.00						
02	012000	GENERAL ADMINISTRATION									
		FY19 E&G ALLOC-PRES	02	120001-00000	448,195.00-	02	011180	02	120001-00000	Y	
		FY19 BASE BUDGET - PROV	02	120002-00000	1,290,825.00-	02	121325-00000	02	120002-00000	Y	
		FY19 E&G ALLOC-VPFN	02	120003-00000	1,960,082.00-	02	011180	02	120003-00000	Y	
		FY19 E&G ALLOC-HUMR	02	120006-00000	3,021,411.00-	02	011180	02	120006-00000	Y	
		FY19 E&G ALLOC-VPFN3	02	120007-00000	348,524.00-	02	011180	02	120007-00000	Y	
		Fund Swap Galv. Shared Services	02	120007-00000	38,529.00	02	120007-00000	02	120046-00000	Y	
		Fund Swap Galv. Shared Services	02	120007-00000	169,255.00	02	120007-00000	02	120051-00000	Y	
		Fund Swap Galv. Shared Services	02	120007-00000	139,195.00	02	120007-00000	02	120052-00000	Y	
		FY19 E&G ALLOC-PURS	02	120010-00000	643,500.00-	02	011180	02	120010-00000	Y	
		FY19 E&G ALLOC-MASD	02	120011-00000	899,004.00-	02	011180	02	120011-00000	Y	
		FY19 E&G ALLOC-HUBS	02	120012-00000	68,222.00-	02	011180	02	120012-00000	Y	
		FY19 E&G ALLOC-EHSD	02	120013-00000	3,594,203.00-	02	011180	02	120013-00000	Y	
		FY19 BASE BUDGET - IDIV	02	120016-00000	795,466.00-	02	121325-00000	02	120016-00000	Y	
		FY19 BASE BUDGET - OOIA	02	120017-00000	661,502.00-	02	121325-00000	02	120017-00000	Y	
		FY19 BASE BUDGET - EIS	02	120030-00000	3,971,997.00-	02	121325-00000	02	120030-00000	Y	
		FY19 BASE BUDGET - ITS	02	120031-00000	851,916.00-	02	121325-00000	02	120031-00000	Y	
		FY19 E&G ALLOC-CCOM	02	120038-00000	242,616.00-	02	011180	02	120038-00000	Y	
		FY19 E&G ALLOC-SRPL	02	120039-00000	203,788.00-	02	011180	02	120039-00000	Y	
		FY19 E&G ALLOC-EDPS	02	120043-00000	664,382.00-	02	011180	02	120043-00000	Y	
		IT SERVICES-TIER1/TIER2	02	120043-00000	1,857.00-	02	121208-00000	02	120043-00000	Y	
		IT SERVICES-TIER1/TIER2	02	120043-00000	1,592.00-	02	150002-00000	02	120043-00000	Y	
		IT SERVICES-TIER1/TIER2	02	120043-00000	282.00-	02	120071-00000	02	120043-00000	Y	
		FY19 E&G ALLOC-PAYR	02	120045-00000	743,644.00-	02	011180	02	120045-00000	Y	
		FY19 E&G ALLOC-SFSV	02	120046-00000	959,151.00-	02	011180	02	120046-00000	Y	
		Fund Swap Galv. Shared Services	02	120046-00000	38,529.00-	02	120007-00000	02	120046-00000	Y	
		FY19 E&G ALLOC-BANKING FEES	02	120047-00000	325,000.00-	02	011180	02	120047-00000	Y	
		FY19 E&G ALLOC-OBAS	02	120048-00000	421,756.00-	02	011180	02	120048-00000	Y	
		FY19 E&G ALLOC-COPS	02	120050-00000	6,201,611.00-	02	011180	02	120050-00000	Y	
		FY19 E&G ALLOC-ACCT SERV	02	120051-00000	1,293,419.00-	02	011180	02	120051-00000	Y	
		Fund Swap Galv. Shared Services	02	120051-00000	169,255.00-	02	120007-00000	02	120051-00000	Y	
		Fund Swap Galv. Shared Services	02	120052-00000	139,195.00-	02	120007-00000	02	120052-00000	Y	
		FY19 E&G ALLOC-ACCT OPER	02	120052-00000	1,976,007.00-	02	011180	02	120052-00000	Y	
		FY19 E&G ALLOC-DAS	02	120057-00000	379,871.00-	02	011180	02	120057-00000	Y	
			02	120065-00000	26,926.00	02	120065-00000	02	134344-00000	Y	
		FY19 BASE BUDGET - URES	02	120065-00000	6,046,630.00-	02	121325-00000	02	120065-00000	Y	
			02	120065-00000	8,615.00	02	120065-00000	02	138116-00000	Y	
			02	120065-00000	1,213,445.00	02	120065-00000	02	120083-00000	Y	
		FY19 BASE BUDGET - APAA	02	120066-00000	365,872.00-	02	121325-00000	02	120066-00000	Y	
		FY19 BASE BUDGET - AST	02	120067-00000	1,485,183.00-	02	121325-00000	02	120067-00000	Y	
		FY19 BASE BUDGET - PPO	02	120069-00000	2,408,360.00-	02	121325-00000	02	120069-00000	Y	
		FY19 BASE BUDGET - PDEV	02	120069-00000	50,000.00-	02	121325-00000	02	120069-00000	Y	
		IT SERVICES-TIER1/TIER2	02	120071-00000	282.00	02	120071-00000	02	120043-00000	Y	

Printed on a Xerox 9700 Laser Printing System at the Computing Services Center / Texas A&M University

Form: URGB01 (02/05/85)

CC	Account	Transaction Description	Offset CC	Offset Account	Amount	Actual Entry From CC	Actual Entry From Account	Actual Entry To CC	Actual Entry To Account	Feed	Mand
02	012000	GENERAL ADMINISTRATION									
		FY19 E&G ALLOC-OPEN REC	02	120071-00000	145,588.00-	02	011180	02	120071-00000	Y	
		FY19 E&G ALLOC-PRAD	02	120072-00000	358,054.00-	02	011180	02	120072-00000	Y	
		FY19 E&G ALLOC-GOVT	02	120073-00000	644,036.00-	02	011180	02	120073-00000	Y	
		FY19 E&G ALLOC-UARC	02	120081-00000	319,032.00-	02	011180	02	120081-00000	Y	
		FY19 E&G ALLOC-SUST	02	120082-00000	196,669.00-	02	011180	02	120082-00000	Y	
			02	120083-00000	1,213,445.00-	02	120065-00000	02	120083-00000	Y	
		FY19 BASE BUDGET - VPROV	02	120084-00000	402,034.00-	02	121325-00000	02	120084-00000	Y	
		FY19 BASE BUDGET - OEFR	02	120085-00000	280,000.00-	02	121325-00000	02	120085-00000	Y	
		** Potential Decrease in Fund Balan			44,635,458.00-						
02	012002	AFR ADJ									
		FY19 DISCOUNTING	02	120014-00000	54,813,239.00	02	120014-00000	02	011180	N	
		** Potential Increase in Fund Balan			54,813,239.00						
02	012040	STUDENT SERVICES									
		FY19 BASE BUDGET - ADMI	02	120400-00000	3,424,554.00-	02	121325-00000	02	120400-00000	Y	
		REC SPORTS	02	120405-00000	4,704.00	02	120405-00000	02	151005-00000	Y	
		MARCOMM	02	120405-00000	181,850.00	02	120405-00000	02	121324-00000	Y	
		DIVISION CONTINGENCY	02	120405-00000	91,629.00	02	120405-00000	02	120413-00000	Y	
		COMMANDANT	02	120405-00000	1,202,415.00	02	120405-00000	02	120408-00000	Y	
		UNIVERSITY CENTER	02	120405-00000	66,041.00	02	120405-00000	02	150603-00000	Y	
		DISABILITY SERVICES	02	120405-00000	207,593.00	02	120405-00000	02	120417-00000	Y	
		STUDENT COUNSELING	02	120405-00000	328,174.00	02	120405-00000	02	120407-00000	Y	
		MILITARY SCIENCE	02	120405-00000	109,974.00	02	120405-00000	02	134313-00000	Y	
		MUSIC ACTIVITIES	02	120405-00000	31,679.00	02	120405-00000	02	121213-00000	Y	
		STUDENT LIFE	02	120405-00000	715,074.00	02	120405-00000	02	120406-00000	Y	
		FY19 E&G ALLOC-VPSS	02	120405-00000	3,560,807.00-	02	011180	02	120405-00000	Y	
		STUDENT LIFE	02	120406-00000	715,074.00-	02	120405-00000	02	120406-00000	Y	
		STUDENT COUNSELING	02	120407-00000	328,174.00-	02	120405-00000	02	120407-00000	Y	
		COMMANDANT	02	120408-00000	1,202,415.00-	02	120405-00000	02	120408-00000	Y	
		FY19 BASE BUDGET - SFAOP	02	120410-00000	3,431,069.00-	02	121325-00000	02	120410-00000	Y	
		DIVISION CONTINGENCY	02	120413-00000	91,629.00-	02	120405-00000	02	120413-00000	Y	
		DISABILITY SERVICES	02	120417-00000	207,593.00-	02	120405-00000	02	120417-00000	Y	
		FY19 BASE BUDGET - AABS	02	121317-00000	1,684,643.00-	02	121325-00000	02	121317-00000	Y	
		FY19 BASE BUDGET - ITAS	02	121322-00000	2,882,177.00-	02	121325-00000	02	121322-00000	Y	
		FY19 BASE BUDGET - REGI	02	121323-00000	806,236.00-	02	121325-00000	02	121323-00000	Y	
		MARCOMM	02	121324-00000	181,850.00-	02	120405-00000	02	121324-00000	Y	
		** Potential Decrease in Fund Balan			15,577,088.00-						
02	012100	GENERAL INSTITUTIONAL EXPENSE									
		FY19 BENEFIT ALLOCATION	02	121009-00000	4,028,259.00-	02	011180	02	121009-00000	Y	
		FY19 BENEFIT ALLOCATION	02	121050-00000	9,156,023.00-	02	011180	02	121050-00000	Y	
		FY19 BENEFIT ALLOCATION	02	121051-00000	34,188,715.00-	02	011180	02	121051-00000	Y	
		FY19 BENEFIT ALLOCATION	02	121052-00000	3,126,364.00-	02	011180	02	121052-00000	Y	
		FY19 BENEFIT ALLOCATION	02	121053-00000	1,490,361.00-	02	011180	02	121053-00000	Y	
		FY19 BENEFIT ALLOCATION	02	121054-00000	1,304,942.00-	02	011180	02	121054-00000	Y	

Printed on a Xerox 9700 Laser Printing System at the Computing Services Center / Texas A&M University

Form: URGB01 (02/05/85)

CC	Account	Transaction Description	Offset CC	Offset Account	Amount	Actual Entry From CC	Actual Entry From Account	Actual Entry To CC	Actual Entry To Account	Feed	Mand
02	012100	GENERAL INSTITUTIONAL EXPENSE									
		FY19 BENEFIT ALLOCATION	02	121055-00000	2,229,087.00-	02	011180	02	121055-00000	Y	
		FY19 BENEFIT ALLOCATION	02	121056-00000	285,349.00-	02	011180	02	121056-00000	Y	
		FY19 BENEFIT ALLOCATION	02	121057-00000	9,431.00-	02	011180	02	121057-00000	Y	
		FY19 BENEFIT ALLOCATION	02	121227-00000	3,626,193.00-	02	011180	02	121227-00000	Y	
		FY19 BENEFIT ALLOCATION	02	121228-00000	5,508,095.00-	02	011180	02	121228-00000	Y	
		FY19 BENEFIT ALLOCATION	02	121229-00000	1,566,024.00-	02	011180	02	121229-00000	Y	
		FY19 BENEFIT ALLOCATION	02	121230-00000	27,647,224.00-	02	011180	02	121230-00000	Y	
		FY19 BENEFIT ALLOCATION	02	121231-00000	712,161.00-	02	011180	02	121231-00000	Y	
		FY19 BENEFIT ALLOCATION	02	121232-00000	910,139.00-	02	011180	02	121232-00000	Y	
		FY19 BENEFIT ALLOCATION	02	121233-00000	971,643.00-	02	011180	02	121233-00000	Y	
		FY19 BENEFIT ALLOCATION	02	121234-00000	121,981.00-	02	011180	02	121234-00000	Y	
		FY19 BENEFIT ALLOCATION	02	121235-00000	2,807.00-	02	011180	02	121235-00000	Y	
		** Potential Decrease in Fund Balan			96,884,798.00-						
02	012120	GENERAL INSTITUTIONAL - OTHER									
		FY19 E&G ALLOC-FCOR	02	121206-00000	449,473.00-	02	011180	02	121206-00000	Y	
		FY19 E&G ALLOC-MAIL	02	121208-00000	363,173.00-	02	011180	02	121208-00000	Y	
		IT SERVICES-TIER1/TIER2	02	121208-00000	1,857.00	02	121208-00000	02	120043-00000	Y	
		MUSIC ACTIVITIES	02	121213-00000	31,679.00-	02	120405-00000	02	121213-00000	Y	
		FY19 BASE BUDGET - ODRS	02	121215-00000	1,054,164.00-	02	121325-00000	02	121215-00000	Y	
		FY19 BASE BUDGET - SUMMER SCHO	02	121218-00000	1,000,000.00-	02	121325-00000	02	121218-00000	Y	
		FY19 BASE BUDGET - AABS	02	121325-00000	1,684,643.00	02	121325-00000	02	121317-00000	Y	
		FY19 BASE BUDGET - URES	02	121325-00000	1,034,896.00	02	121325-00000	02	134344-00000	Y	
		FY19 BASE BUDGET - CHEM	02	121325-00000	168,713.00	02	121325-00000	02	134333-00000	Y	
		FY19 BASE BUDGET - EDBS	02	121325-00000	724,408.00	02	121325-00000	02	134331-00000	Y	
		FY19 BASE BUDGET - LAAR	02	121325-00000	100,916.00	02	121325-00000	02	134312-00000	Y	
		FY19 BASE BUDGET - GALV	02	121325-00000	434,930.00	02	121325-00000	02	134311-00000	Y	
		FY19 BASE BUDGET - UHON	02	121325-00000	60,000.00	02	121325-00000	02	134309-10000	Y	
		FY19 BASE BUDGET - UPRS	02	121325-00000	389,959.00	02	121325-00000	02	134343-00000	Y	
		FY19 BASE BUDGET - ITAS	02	121325-00000	2,882,177.00	02	121325-00000	02	121322-00000	Y	
		FY19 BASE BUDGET - PPRI	02	121325-00000	94,671.00	02	121325-00000	02	163601-00000	Y	
		FY19 BASE BUDGET - COLN	02	121325-00000	684,524.00	02	121325-00000	02	164050-00000	Y	
		FY19 BASE BUDGET - SUMMER SCHO	02	121325-00000	1,000,000.00	02	121325-00000	02	121218-00000	Y	
		FY19 BASE BUDGET - LIBM	02	121325-00000	2,981,255.00	02	121325-00000	02	149022-00000	Y	
		FY19 BASE BUDGET - SEAG	02	121325-00000	520,424.00	02	121325-00000	02	153001-00000	Y	
		FY19 BASE BUDGET - CLVM	02	121325-00000	46,714,037.00	02	121325-00000	02	144028-00000	Y	
		FY19 BASE BUDGET - CYCL	02	121325-00000	953,630.00	02	121325-00000	02	163001-00000	Y	
		FY19 BASE BUDGET - LIBR	02	121325-00000	11,646,794.00	02	121325-00000	02	149003-00000	Y	
		FY19 BASE BUDGET - URES	02	121325-00000	388,881.00	02	121325-00000	02	155074-00000	Y	
		FY19 BASE BUDGET - ASC	02	121325-00000	77,022.00	02	121325-00000	02	163201-00000	Y	
		FY19 BASE BUDGET - ODRS	02	121325-00000	1,054,164.00	02	121325-00000	02	121215-00000	Y	
		FY19 BASE BUDGET - MHEC	02	121325-00000	150,000.00	02	121325-00000	02	138129-00000	Y	
		FY19 BASE BUDGET - LIBM	02	121325-00000	341,369.00	02	121325-00000	02	144014-00000	Y	
		FY19 BASE BUDGET - PROV	02	121325-00000	225,000.00	02	121325-00000	02	138132-00000	Y	
		FY19 BASE BUDGET - CMSE	02	121325-00000	517,113.00	02	121325-00000	02	138131-00000	Y	
		FY19 BASE BUDGET - ISED	02	121325-00000	1,000,000.00	02	121325-00000	02	138130-00000	Y	

Printed on a Xerox 9700 Laser Printing System at the Computing Services Center / Texas A&M University

Form: URGB01 (02/05/85)

CC	Account	Transaction Description	--- Offset --- CC	Account	Amount	-------- Actual Entry --------- ---- From ----- CC	Account	----- To ------ CC	Account	Feed	Mand
02	012120	GENERAL INSTITUTIONAL - OTHER									
		FY19 BASE BUDGET - CLW	02	121325-00000	8,818,505.00	02	121325-00000	02	138301-00000	Y	
		FY19 BASE BUDGET - CLVM	02	121325-00000	125,000.00	02	121325-00000	02	144020-00000	Y	
		FY19 BASE BUDGET - REGI	02	121325-00000	806,236.00	02	121325-00000	02	121323-00000	Y	
		FY19 BASE BUDGET - ACAD	02	121325-00000	356,567.00	02	121325-00000	02	137903-00000	Y	
		FY19 BASE BUDGET - TAMIN	02	121325-00000	238,153.00	02	121325-00000	02	138108-00000	Y	
		FY19 BASE BUDGET - ASC	02	121325-00000	504,989.00	02	121325-00000	02	137909-00000	Y	
		FY19 BASE BUDGET - PROV	02	121325-00000	3,641,961.00	02	121325-00000	02	138100-00000	Y	
		FY19 BASE BUDGET - SABR	02	121325-00000	323,592.00	02	121325-00000	02	137905-00000	Y	
		FY19 BASE BUDGET - TIAS	02	121325-00000	1,234,506.00	02	121325-00000	02	138116-00000	Y	
		FY19 BASE BUDGET - IQSE	02	121325-00000	491,429.00	02	121325-00000	02	138102-00000	Y	
		FY19 BASE BUDGET - SFAOP	02	121325-00000	3,431,069.00	02	121325-00000	02	120410-00000	Y	
		FY19 BASE BUDGET - CLVM	02	121325-00000	6,621,581.00	02	121325-00000	02	135001-00000	Y	
		FY19 BASE BUDGET - GRST	02	121325-00000	858,342.00	02	121325-00000	02	137901-00000	Y	
		FY19 BASE BUDGET - CBA	02	121325-00000	29,244,993.00	02	121325-00000	02	137200-00000	Y	
		FY19 BASE BUDGET - CLGE	02	121325-00000	14,011,274.00	02	121325-00000	02	137500-00000	Y	
		FY19 BASE BUDGET - CLAR	02	121325-00000	13,519,788.00	02	121325-00000	02	137100-00000	Y	
		FY19 BASE BUDGET - APHU	02	121325-00000	318,193.00	02	121325-00000	02	137902-00000	Y	
		FY19 BASE BUDGET - DOF	02	121325-00000	1,995,064.00	02	121325-00000	02	137900-00000	Y	
		FY19 BASE BUDGET - CLAG	02	121325-00000	38,686,176.00	02	121325-00000	02	130019-00000	Y	
		FY19 BASE BUDGET - GRST	02	121325-00000	5,653,302.00	02	121325-00000	02	134040-00000	Y	
		FY19 BASE BUDGET - HECN	02	121325-00000	388,232.00	02	121325-00000	02	134308-00000	Y	
		FY19 BASE BUDGET - DOF	02	121325-00000	1,452,500.00	02	121325-00000	02	134075-00000	Y	
		FY19 BASE BUDGET - UHON	02	121325-00000	200,000.00	02	121325-00000	02	134309-00000	Y	
		FY19 BASE BUDGET - DOF	02	121325-00000	31,807.00	02	121325-00000	02	134050-00000	Y	
		FY19 BASE BUDGET - DOF	02	121325-00000	232,592.00	02	121325-00000	02	134046-00000	Y	
		FY19 BASE BUDGET - ATLT	02	121325-00000	364,666.00	02	121325-00000	02	134044-00000	Y	
		FY19 BASE BUDGET - VPROV	02	121325-00000	402,034.00	02	121325-00000	02	120084-00000	Y	
		FY19 BASE BUDGET - PPO	02	121325-00000	2,408,360.00	02	121325-00000	02	120069-00000	Y	
		FY19 BASE BUDGET - APAA	02	121325-00000	365,872.00	02	121325-00000	02	120066-00000	Y	
		FY19 BASE BUDGET - ADMI	02	121325-00000	3,424,554.00	02	121325-00000	02	120400-00000	Y	
		FY19 BASE BUDGET - OEFR	02	121325-00000	280,000.00	02	121325-00000	02	120085-00000	Y	
		FY19 BASE BUDGET - PDEV	02	121325-00000	50,000.00	02	121325-00000	02	120069-00000	Y	
		FY19 BASE BUDGET - AST	02	121325-00000	1,485,183.00	02	121325-00000	02	120067-00000	Y	
		FY19 BASE BUDGET - EIS	02	121325-00000	3,971,997.00	02	121325-00000	02	120030-00000	Y	
		FY19 BASE BUDGET - CBU	02	121325-00000	6,802,966.00	02	121325-00000	02	130900-00000	Y	
		FY19 BASE BUDGET - ISC	02	121325-00000	196,163.00	02	121325-00000	02	134004-00000	Y	
		FY19 BASE BUDGET - CEN	02	121325-00000	64,156,251.00	02	121325-00000	02	132014-00000	Y	
		FY19 BASE BUDGET - CLLA	02	121325-00000	50,419,121.00	02	121325-00000	02	133017-00000	Y	
		FY19 BASE BUDGET - CED	02	121325-00000	21,809,213.00	02	121325-00000	02	131502-00000	Y	
		FY19 BASE BUDGET - CSC	02	121325-00000	46,140,318.00	02	121325-00000	02	133510-00000	Y	
		FY19 BASE BUDGET - AHSO	02	121325-00000	200,192.00	02	121325-00000	02	134021-00000	Y	
		FY19 BASE BUDGET - ITS	02	121325-00000	851,916.00	02	121325-00000	02	120031-00000	Y	
		FY19 BASE BUDGET - PROV	02	121325-00000	1,290,825.00	02	121325-00000	02	120002-00000	Y	
		FY19 BASE BUDGET - OOIA	02	121325-00000	661,502.00	02	121325-00000	02	120017-00000	Y	
		FY19 BASE BUDGET - URES	02	121325-00000	6,046,630.00	02	121325-00000	02	120065-00000	Y	
		FY19 BASE BUDGET - IDIV	02	121325-00000	795,466.00	02	121325-00000	02	120016-00000	Y	

Printed on a Xerox 9700 Laser Printing System at the Computing Services Center / Texas A&M University

Form: URGB01 (02/05/85)

CC	Account	Transaction Description	Offset CC	Offset Account	Amount	Actual Entry From CC	Actual Entry From Account	Actual Entry To CC	Actual Entry To Account	Feed	Mand
02	012120	GENERAL INSTITUTIONAL - OTHER									
		FY19 E&G ALLOC-AA ALLOC	02	121325-00000	421,138,606.00-	02	011180	02	121325-00000	Y	
		** Potential Decrease in Fund Balan			2,896,632.00-						
02	013000	DOE & FACULTY SALARIES-AG & LIFE									
		FY19 BASE BUDGET - CLAG	02	130019-00000	38,686,176.00-	02	121325-00000	02	130019-00000	Y	
		CLAG OT	02	130039-00000	564,824.00-	02	134040-00000	02	130039-00000	Y	
		** Potential Decrease in Fund Balan			39,251,000.00-						
02	013050	DOE & FACULTY SALARIES-ARCHITECT									
		ARCH SALARIES	02	130500-00000	3,584,111.00-	02	137100-00000	02	130500-00000	Y	
		COSC SALARIES	02	130501-00000	2,770,591.00-	02	137100-00000	02	130501-00000	Y	
		CLAR SUPPORT SALARIES	02	130502-00000	550,000.00-	02	137100-00000	02	130502-00000	Y	
		LAUP SALARIES	02	130503-00000	2,584,970.00-	02	137100-00000	02	130503-00000	Y	
		VIZA SALARIES	02	130504-00000	2,407,391.00-	02	137100-00000	02	130504-00000	Y	
		ARCH	02	130507-00000	82,712.00-	02	130511-00000	02	130507-00000	Y	
		COSC	02	130508-00000	21,671.00-	02	130511-00000	02	130508-00000	Y	
		LAUP	02	130509-00000	88,383.00-	02	130511-00000	02	130509-00000	Y	
		ARCH	02	130511-00000	82,712.00	02	130511-00000	02	130507-00000	Y	
		CLAR OT	02	130511-00000	270,383.00-	02	134040-00000	02	130511-00000	Y	
		COSC	02	130511-00000	21,671.00	02	130511-00000	02	130508-00000	Y	
		VIZA	02	130511-00000	57,617.00	02	130511-00000	02	130514-00000	Y	
		LAUP	02	130511-00000	88,383.00	02	130511-00000	02	130509-00000	Y	
		VIZA	02	130514-00000	57,617.00-	02	130511-00000	02	130514-00000	Y	
		** Potential Decrease in Fund Balan			12,167,446.00-						
02	013090	DOE & FACULTY SALARIES - BUSH SC									
		FY19 BASE BUDGET - CBU	02	130900-00000	6,802,966.00-	02	121325-00000	02	130900-00000	Y	
		BUSH OT	02	130905-00000	273,590.00-	02	134040-00000	02	130905-00000	Y	
		** Potential Decrease in Fund Balan			7,076,556.00-						
02	013100	DOE & FACULTY SALARIES-BUSINESS									
		FY19 ALLOCATION	02	131011-00000	27,864,160.00-	02	137200-00000	02	131011-00000	Y	
		CBA OT	02	131016-00000	644,060.00-	02	134040-00000	02	131016-00000	Y	
		** Potential Decrease in Fund Balan			28,508,220.00-						
02	013150	DOE & FACULTY SALARIES-EDUCATION									
		FY19 BASE BUDGET - CED	02	131502-00000	21,809,213.00-	02	121325-00000	02	131502-00000	Y	
		CED OT	02	131513-00000	659,090.00-	02	134040-00000	02	131513-00000	Y	
		** Potential Decrease in Fund Balan			22,468,303.00-						
02	013200	DOE & FACULTY SALARIES-ENGINEERI									
		FY19 BASE BUDGET - CEN	02	132014-00000	64,156,251.00-	02	121325-00000	02	132014-00000	Y	
		CEN OT	02	132016-00000	1,438,775.00-	02	134040-00000	02	132016-00000	Y	
		** Potential Decrease in Fund Balan			65,595,026.00-						
02	013250	DOE & FACULTY SALARIES-GEOSCIENC									
		FY19 E&G PHI - GEOG	02	132500-00000	2,060,964.00-	02	137500-00000	02	132500-00000	Y	

Printed on a Xerox 9700 Laser Printing System at the Computing Services Center / Texas A&M University

Form: URGB01 (02/05/85)

CC	Account	Transaction Description	Offset CC	Offset Account	Amount	Actual Entry From CC	Actual Entry From Account	Actual Entry To CC	Actual Entry To Account	Feed	Mand
02	013250	DOE & FACULTY SALARIES-GEOSCIENC									
		FY19 E&G PHI - GEOL	02	132501-00000	3,600,799.00-	02	137500-00000	02	132501-00000	Y	
		FY19 E&G PHI - ATMO	02	132503-00000	2,571,020.00-	02	137500-00000	02	132503-00000	Y	
		FY19 E&G PHI - OCNG	02	132504-00000	2,418,010.00-	02	137500-00000	02	132504-00000	Y	
		FY19 E&G PHI - GAT SUPPORT	02	132506-00000	658,292.00-	02	137500-00000	02	132506-00000	Y	
		FY19 E&G PHI - IODP	02	132509-00000	107,530.00-	02	137500-00000	02	132509-00000	Y	
		FY19 E&G PHI - GERG	02	132509-20000	98,180.00-	02	137500-00000	02	132509-20000	Y	
		CLGE OT	02	132512-00000	127,922.00-	02	134040-00000	02	132512-00000	Y	
		FY19 E&G PHI - IT	02	132529-00000	233,527.00-	02	137500-00000	02	132529-00000	Y	
		FY19 E&G PHI - ENVP	02	132535-00000	179,810.00-	02	137500-00000	02	132535-00000	Y	
		** Potential Decrease in Fund Balan			12,056,054.00-						
02	013300	DOE & FACULTY SALARIES-LIBERAL A									
		FY19 BASE BUDGET - CLLA	02	133017-00000	50,419,121.00-	02	121325-00000	02	133017-00000	Y	
		POLS	02	133017-00000	621,356.00	02	133017-00000	02	133097-00000	Y	
		PHIL	02	133017-00000	243,617.00	02	133017-00000	02	133096-00000	Y	
		PSYC	02	133017-00000	458,522.00	02	133017-00000	02	133098-00000	Y	
		COMM	02	133017-00000	446,797.00	02	133017-00000	02	133102-00000	Y	
		PERF	02	133017-00000	100,000.00	02	133017-00000	02	133095-00000	Y	
		ANTH	02	133017-00000	241,475.00	02	133017-00000	02	133099-00000	Y	
		SOCI	02	133017-00000	407,979.00	02	133017-00000	02	133100-00000	Y	
		ECON	02	133017-00000	528,050.00	02	133017-00000	02	133090-00000	Y	
		HIST	02	133017-00000	225,183.00	02	133017-00000	02	133092-00000	Y	
		HISP	02	133017-00000	166,141.00	02	133017-00000	02	133094-00000	Y	
		ENGL	02	133017-00000	675,000.00	02	133017-00000	02	133091-00000	Y	
		CLLA OT	02	133019-00000	346,801.00-	02	134040-00000	02	133019-00000	Y	
		ECON	02	133090-00000	528,050.00-	02	133017-00000	02	133090-00000	Y	
		ENGL	02	133091-00000	675,000.00-	02	133017-00000	02	133091-00000	Y	
		HIST	02	133092-00000	225,183.00-	02	133017-00000	02	133092-00000	Y	
		HISP	02	133094-00000	166,141.00-	02	133017-00000	02	133094-00000	Y	
		PERF	02	133095-00000	100,000.00-	02	133017-00000	02	133095-00000	Y	
		PHIL	02	133096-00000	243,617.00-	02	133017-00000	02	133096-00000	Y	
		POLS	02	133097-00000	621,356.00-	02	133017-00000	02	133097-00000	Y	
		PSYC	02	133098-00000	458,522.00-	02	133017-00000	02	133098-00000	Y	
		ANTH	02	133099-00000	241,475.00-	02	133017-00000	02	133099-00000	Y	
		SOCI	02	133100-00000	407,979.00-	02	133017-00000	02	133100-00000	Y	
		COMM	02	133102-00000	446,797.00-	02	133017-00000	02	133102-00000	Y	
		** Potential Decrease in Fund Balan			50,765,922.00-						
02	013350	DOE & FACULTY SALARIES-SCIENCE									
		AMP-APPLIED MATHEMATICAL STAT	02	133510-00000	61,982.00	02	133510-00000	02	138109-00000	Y	
		AMP NUCLEAR SOLUTIONS INST.	02	133510-00000	48,000.00	02	133510-00000	02	138111-00000	Y	
		FY19 BASE BUDGET - CSC	02	133510-00000	46,140,318.00-	02	121325-00000	02	133510-00000	Y	
		CSC OT	02	133514-00000	532,127.00-	02	134040-00000	02	133514-00000	Y	
		** Potential Decrease in Fund Balan			46,562,463.00-						
02	013400	DOE & FACULTY SALARIES-OTHER									
		FY19 BASE BUDGET - ISC	02	134004-00000	196,163.00-	02	121325-00000	02	134004-00000	Y	

Printed on a Xerox 9700 Laser Printing System at the Computing Services Center / Texas A&M University

Form: URGB01 (02/05/85)

CC	Account	Transaction Description	--- Offset --- CC	Account	Amount	-------- Actual Entry --------- ---- From ----- CC	Account	----- To ------ CC	Account	Feed	Mand
02	013400	DOE & FACULTY SALARIES-OTHER									
		FY19 BASE BUDGET - AHSO	02	134021-00000	200,192.00-	02	121325-00000	02	134021-00000	Y	
		CLLA OT	02	134040-00000	346,801.00	02	134040-00000	02	133019-00000	Y	
		CLVM OT	02	134040-00000	72,091.00	02	134040-00000	02	135307-00000	Y	
		CSC OT	02	134040-00000	532,127.00	02	134040-00000	02	133514-00000	Y	
		CLAG OT	02	134040-00000	564,824.00	02	134040-00000	02	130039-00000	Y	
		CBA OT	02	134040-00000	644,060.00	02	134040-00000	02	131016-00000	Y	
		CED OT	02	134040-00000	659,090.00	02	134040-00000	02	131513-00000	Y	
		BUSH OT	02	134040-00000	273,590.00	02	134040-00000	02	130905-00000	Y	
		CEN OT	02	134040-00000	1,438,775.00	02	134040-00000	02	132016-00000	Y	
		CLAR OT	02	134040-00000	270,383.00	02	134040-00000	02	130511-00000	Y	
		CLGE OT	02	134040-00000	127,922.00	02	134040-00000	02	132512-00000	Y	
		FY19 BASE BUDGET - GRST	02	134040-00000	5,653,302.00-	02	121325-00000	02	134040-00000	Y	
		FY19 BASE BUDGET - ATLT	02	134044-00000	364,666.00-	02	121325-00000	02	134044-00000	Y	
		FY19 BASE BUDGET - DOF	02	134046-00000	232,592.00-	02	121325-00000	02	134046-00000	Y	
		FY19 BASE BUDGET - DOF	02	134050-00000	31,807.00-	02	121325-00000	02	134050-00000	Y	
		FY19 BASE BUDGET - DOF	02	134075-00000	1,452,500.00-	02	121325-00000	02	134075-00000	Y	
			02	134344-00000	26,926.00-	02	120065-00000	02	134344-00000	Y	
		FY19 BASE BUDGET - URES	02	134344-00000	1,034,896.00-	02	121325-00000	02	134344-00000	Y	
		** Potential Decrease in Fund Balan			4,263,381.00-						
02	013430	DOE & FACULTY SALARIES-INTERDISC									
		FY19 E&G ALLOC-CSCN	02	134301-00000	2,128,573.00-	02	011180	02	134301-00000	Y	
		FY19 BASE BUDGET - HECN	02	134308-00000	388,232.00-	02	121325-00000	02	134308-00000	Y	
		FY19 BASE BUDGET - UHON	02	134309-00000	200,000.00-	02	121325-00000	02	134309-00000	Y	
		FY19 BASE BUDGET - UHON	02	134309-10000	60,000.00-	02	121325-00000	02	134309-10000	Y	
		FY19 BASE BUDGET - GALV	02	134311-00000	434,930.00-	02	121325-00000	02	134311-00000	Y	
		FY19 BASE BUDGET - LAAR	02	134312-00000	100,916.00-	02	121325-00000	02	134312-00000	Y	
		MILITARY SCIENCE	02	134313-00000	109,974.00-	02	120405-00000	02	134313-00000	Y	
		FY19 BASE BUDGET - EDBS	02	134331-00000	724,408.00-	02	121325-00000	02	134331-00000	Y	
		FY19 BASE BUDGET - CHEM	02	134333-00000	168,713.00-	02	121325-00000	02	134333-00000	Y	
		FY19 BASE BUDGET - UPRS	02	134343-00000	389,959.00-	02	121325-00000	02	134343-00000	Y	
		** Potential Decrease in Fund Balan			4,705,705.00-						
02	013500	DOE & FACULTY SALARIES - VET MED									
		VTPB WSGI	02	135001-00000	349,217.00	02	135001-00000	02	138110-00000	Y	
		TO BALANCE	02	135001-00000	5,166.00	02	135001-00000	02	144028-00000	Y	
		SEC GUARD	02	135001-00000	178,347.00	02	135001-00000	02	144020-00000	Y	
		EQU ADMIN AND GADDY	02	135001-00000	217,049.00	02	135001-00000	02	144012-00000	Y	
		VIBS TAMIN	02	135001-00000	159,120.00	02	135001-00000	02	138114-00000	Y	
		VTPP G	02	135001-00000	374,054.00	02	135001-00000	02	135304-00000	Y	
		VLCS G	02	135001-00000	59,939.00	02	135001-00000	02	135310-00000	Y	
		OUTREACH AND DEVEL	02	135001-00000	464,866.00	02	135001-00000	02	144001-00000	Y	
		VTPB G	02	135001-00000	547,952.00	02	135001-00000	02	135303-00000	Y	
		VSCS G	02	135001-00000	192,808.00	02	135001-00000	02	135302-00000	Y	
		VTPK	02	135001-00000	483,041.00	02	135001-00000	02	144016-00000	Y	
		BIMS	02	135001-00000	620,025.00	02	135001-00000	02	135255-00000	Y	

Printed on a Xerox 9700 Laser Printing System at the Computing Services Center / Texas A&M University

Form: URGB01 (02/05/85)

CC	Account	Transaction Description	--- Offset --- CC	Account	Amount	-------- Actual Entry --------- ---- From ----- CC	Account	----- To ------ CC	Account	Feed	Mand
02	013500	DOE & FACULTY SALARIES - VET MED									
		VIBS G	02	135001-00000	751,673.00	02	135001-00000	02	135300-00000	Y	
		VIBS UG	02	135001-00000	434,832.00	02	135001-00000	02	135250-00000	Y	
		VTPP UG	02	135001-00000	578,310.00	02	135001-00000	02	135254-00000	Y	
		VTPB UG	02	135001-00000	614,136.00	02	135001-00000	02	135253-00000	Y	
		R&G SAL AND LAB ROT	02	135001-00000	583,000.00	02	135001-00000	02	135002-00000	Y	
		FY19 BASE BUDGET - CLVM	02	135001-00000	6,621,581.00-	02	121325-00000	02	135001-00000	Y	
		R&G SAL AND LAB ROT	02	135002-00000	583,000.00-	02	135001-00000	02	135002-00000	Y	
		VIBS UG	02	135250-00000	434,832.00-	02	135001-00000	02	135250-00000	Y	
		VTPB UG	02	135253-00000	614,136.00-	02	135001-00000	02	135253-00000	Y	
		VTPP UG	02	135254-00000	578,310.00-	02	135001-00000	02	135254-00000	Y	
		BIMS	02	135255-00000	620,025.00-	02	135001-00000	02	135255-00000	Y	
		VIBS G	02	135300-00000	751,673.00-	02	135001-00000	02	135300-00000	Y	
		VSCS G	02	135302-00000	192,808.00-	02	135001-00000	02	135302-00000	Y	
		VTPB G	02	135303-00000	547,952.00-	02	135001-00000	02	135303-00000	Y	
		VTPP G	02	135304-00000	374,054.00-	02	135001-00000	02	135304-00000	Y	
		CLVM OT	02	135307-00000	72,091.00-	02	134040-00000	02	135307-00000	Y	
		VLCS G	02	135310-00000	59,939.00-	02	135001-00000	02	135310-00000	Y	
		** Potential Decrease in Fund Balan			4,836,866.00-						
02	013710	INSTRUCTIONAL ADMIN-ARCHITECTURE									
		COSC SALARIES	02	137100-00000	2,770,591.00	02	137100-00000	02	130501-00000	Y	
		VIZA SALARIES	02	137100-00000	2,407,391.00	02	137100-00000	02	130504-00000	Y	
		LAUP SALARIES	02	137100-00000	2,584,970.00	02	137100-00000	02	130503-00000	Y	
		CLAR SUPPORT SALARIES	02	137100-00000	550,000.00	02	137100-00000	02	130502-00000	Y	
		ARCH SALARIES	02	137100-00000	3,584,111.00	02	137100-00000	02	130500-00000	Y	
		FY19 BASE BUDGET - CLAR	02	137100-00000	13,519,788.00-	02	121325-00000	02	137100-00000	Y	
		** Potential Decrease in Fund Balan			1,622,725.00-						
02	013720	INSTRUCTIONAL ADMIN-BUSINESS									
		FY19 ALLOCATION	02	137200-00000	27,864,160.00	02	137200-00000	02	131011-00000	Y	
		FY19 BASE BUDGET - CBA	02	137200-00000	29,244,993.00-	02	121325-00000	02	137200-00000	Y	
		** Potential Decrease in Fund Balan			1,380,833.00-						
02	013750	INSTRUCTIONAL ADMIN-GEOSCIENCES									
		FY19 E&G PHI - GEOG	02	137500-00000	2,060,964.00	02	137500-00000	02	132500-00000	Y	
		FY19 E&G PHI - STUDYABR/SUMMR	02	137500-00000	44,830.00	02	137500-00000	02	137500-00002	Y	
		FY19 E&G PHI - DIST ED SALARY	02	137500-00000	145,679.00	02	137500-00000	02	137500-00003	Y	
		FY19 E&G PHI - IT	02	137500-00000	233,527.00	02	137500-00000	02	132529-00000	Y	
		FY19 E&G PHI - GERG	02	137500-00000	98,180.00	02	137500-00000	02	132509-20000	Y	
		FY19 E&G PHI - ENVP	02	137500-00000	179,810.00	02	137500-00000	02	132535-00000	Y	
		FY19 E&G PHI - IODP	02	137500-00000	107,530.00	02	137500-00000	02	132509-00000	Y	
		FY19 E&G PHI - OCNG	02	137500-00000	2,418,010.00	02	137500-00000	02	132504-00000	Y	
		FY19 E&G PHI - ATMO	02	137500-00000	2,571,020.00	02	137500-00000	02	132503-00000	Y	
		FY19 E&G PHI - GEOL	02	137500-00000	3,600,799.00	02	137500-00000	02	132501-00000	Y	
		FY19 E&G PHI - GAT SUPPORT	02	137500-00000	658,292.00	02	137500-00000	02	132506-00000	Y	
		FY19 BASE BUDGET - CLGE	02	137500-00000	14,011,274.00-	02	121325-00000	02	137500-00000	Y	

Printed on a Xerox 9700 Laser Printing System at the Computing Services Center / Texas A&M University

Form: URGB01 (02/05/85)

CC	Account	Transaction Description	--- Offset --- CC	Account	Amount	-------- Actual Entry --------- ---- From ----- CC	Account	----- To ------ CC	Account	Feed	Mand
02	013750	INSTRUCTIONAL ADMIN-GEOSCIENCES									
		FY19 E&G PHI - STUDYABR/SUMMR	02	137500-00002	44,830.00-	02	137500-00000	02	137500-00002	Y	
		FY19 E&G PHI - DIST ED SALARY	02	137500-00003	145,679.00-	02	137500-00000	02	137500-00003	Y	
		** Potential Decrease in Fund Balan			2,083,142.00-						
02	013790	INSTRUCTIONAL ADMIN-INTERDISCIPL									
		FY19 BASE BUDGET - DOF	02	137900-00000	1,995,064.00-	02	121325-00000	02	137900-00000	Y	
		FY19 BASE BUDGET - GRST	02	137901-00000	858,342.00-	02	121325-00000	02	137901-00000	Y	
		FY19 BASE BUDGET - APHU	02	137902-00000	318,193.00-	02	121325-00000	02	137902-00000	Y	
		FY19 BASE BUDGET - ACAD	02	137903-00000	356,567.00-	02	121325-00000	02	137903-00000	Y	
		FY19 BASE BUDGET - SABR	02	137905-00000	323,592.00-	02	121325-00000	02	137905-00000	Y	
		FY19 BASE BUDGET - ASC	02	137909-00000	504,989.00-	02	121325-00000	02	137909-00000	Y	
		** Potential Decrease in Fund Balan			4,356,747.00-						
02	013810	ACADEMIC MASTER PLAN									
		FY19 BASE BUDGET - PROV	02	138100-00000	3,641,961.00-	02	121325-00000	02	138100-00000	Y	
		FY19 BASE BUDGET - IQSE	02	138102-00000	491,429.00-	02	121325-00000	02	138102-00000	Y	
		FY19 BASE BUDGET - TAMIN	02	138108-00000	238,153.00-	02	121325-00000	02	138108-00000	Y	
		AMP-APPLIED MATHEMATICAL STAT	02	138109-00000	61,982.00-	02	133510-00000	02	138109-00000	Y	
		VTPB WSGI	02	138110-00000	349,217.00-	02	135001-00000	02	138110-00000	Y	
		AMP NUCLEAR SOLUTIONS INST.	02	138111-00000	48,000.00-	02	133510-00000	02	138111-00000	Y	
		VIBS TAMIN	02	138114-00000	159,120.00-	02	135001-00000	02	138114-00000	Y	
		FY19 BASE BUDGET - TIAS	02	138116-00000	1,234,506.00-	02	121325-00000	02	138116-00000	Y	
			02	138116-00000	8,615.00-	02	120065-00000	02	138116-00000	Y	
		FY19 BASE BUDGET - MHEC	02	138129-00000	150,000.00-	02	121325-00000	02	138129-00000	Y	
		FY19 BASE BUDGET - ISED	02	138130-00000	1,000,000.00-	02	121325-00000	02	138130-00000	Y	
		FY19 BASE BUDGET - CMSE	02	138131-00000	517,113.00-	02	121325-00000	02	138131-00000	Y	
		FY19 BASE BUDGET - PROV	02	138132-00000	225,000.00-	02	121325-00000	02	138132-00000	Y	
		** Potential Decrease in Fund Balan			8,125,096.00-						
02	013830	COLLEGE OF LAW (CLLW)									
		FY19 BASE BUDGET - CLW	02	138301-00000	8,818,505.00-	02	121325-00000	02	138301-00000	Y	
		** Potential Decrease in Fund Balan			8,818,505.00-						
02	014400	VETERINARY MEDICINE									
		OUTREACH AND DEVEL	02	144001-00000	464,866.00-	02	135001-00000	02	144001-00000	Y	
		SALARY FUNDS	02	144001-00000	2,523,525.00-	02	144028-00000	02	144001-00000	Y	
		VIBS	02	144002-00000	3,567,720.00-	02	144028-00000	02	144002-00000	Y	
		VLCS	02	144003-00000	4,288,711.00-	02	144028-00000	02	144003-00000	Y	
		VSCS	02	144004-00000	5,346,208.00-	02	144028-00000	02	144004-00000	Y	
		VTPB	02	144006-00000	4,494,652.00-	02	144028-00000	02	144006-00000	Y	
		VTPP	02	144007-00000	2,745,374.00-	02	144028-00000	02	144007-00000	Y	
		VMMR	02	144009-00000	460,886.00-	02	144028-00000	02	144009-00000	Y	
		VMIT	02	144011-00000	1,177,356.00-	02	144028-00000	02	144011-00000	Y	
		FACULTY SALARIES	02	144012-00000	2,117,579.00-	02	144028-00000	02	144012-00000	Y	
		EQU ADMIN AND GADDY	02	144012-00000	217,049.00-	02	135001-00000	02	144012-00000	Y	
		VMTH	02	144013-00000	19,236,451.00-	02	144028-00000	02	144013-00000	Y	

Printed on a Xerox 9700 Laser Printing System at the Computing Services Center / Texas A&M University

Form: URGB01 (02/05/85)

CC	Account	Transaction Description	--- Offset --- CC	Account	Amount	-------- Actual Entry --------- ---- From ----- CC	Account	----- To ------ CC	Account	Feed	Mand
02	014400	VETERINARY MEDICINE									
		FY19 BASE BUDGET - LIBM	02	144014-00000	341,369.00-	02	121325-00000	02	144014-00000	Y	
		VMIA	02	144015-00000	76,837.00-	02	144028-00000	02	144015-00000	Y	
		VTPK	02	144016-00000	483,041.00-	02	135001-00000	02	144016-00000	Y	
		SEC GUARD	02	144020-00000	178,347.00-	02	135001-00000	02	144020-00000	Y	
		FACILITIES	02	144020-00000	74,153.00-	02	144028-00000	02	144020-00000	Y	
		FY19 BASE BUDGET - CLVM	02	144020-00000	125,000.00-	02	121325-00000	02	144020-00000	Y	
		FACILITIES	02	144028-00000	74,153.00	02	144028-00000	02	144020-00000	Y	
		VMMR	02	144028-00000	460,886.00	02	144028-00000	02	144009-00000	Y	
		VMIA	02	144028-00000	76,837.00	02	144028-00000	02	144015-00000	Y	
		VTPP	02	144028-00000	2,745,374.00	02	144028-00000	02	144007-00000	Y	
		VTPB	02	144028-00000	4,494,652.00	02	144028-00000	02	144006-00000	Y	
		TIPS	02	144028-00000	453,489.00	02	144028-00000	02	144048-00000	Y	
		VMIT	02	144028-00000	1,177,356.00	02	144028-00000	02	144011-00000	Y	
		VMTH	02	144028-00000	19,236,451.00	02	144028-00000	02	144013-00000	Y	
		VSCS	02	144028-00000	5,346,208.00	02	144028-00000	02	144004-00000	Y	
		FACULTY SALARIES	02	144028-00000	2,117,579.00	02	144028-00000	02	144012-00000	Y	
		VLCS	02	144028-00000	4,288,711.00	02	144028-00000	02	144003-00000	Y	
		VIBS	02	144028-00000	3,567,720.00	02	144028-00000	02	144002-00000	Y	
		SALARY FUNDS	02	144028-00000	2,523,525.00	02	144028-00000	02	144001-00000	Y	
		TO BALANCE	02	144028-00000	5,166.00-	02	135001-00000	02	144028-00000	Y	
		FY19 BASE BUDGET - CLVM	02	144028-00000	46,714,037.00-	02	121325-00000	02	144028-00000	Y	
		FY19 E&G ALLOC-VET WAIVERS	02	144030-00000	374,057.00-	02	011180	02	144030-00000	Y	
		TIPS	02	144048-00000	453,489.00-	02	144028-00000	02	144048-00000	Y	
		** Potential Decrease in Fund Balan			48,902,932.00-						
02	014900	LIBRARY									
		FY19 BASE BUDGET - LIBR	02	149003-00000	11,646,794.00-	02	121325-00000	02	149003-00000	Y	
		ANNUAL SALARY	02	149003-00000	600,000.00-	02	149022-00000	02	149003-00000	Y	
		FY19 BASE BUDGET - LIBM	02	149022-00000	2,981,255.00-	02	121325-00000	02	149022-00000	Y	
		ANNUAL SALARY	02	149022-00000	600,000.00	02	149022-00000	02	149003-00000	Y	
		** Potential Decrease in Fund Balan			14,628,049.00-						
02	015001	PLANT SUPPORT									
		IT SERVICES-TIER1/TIER2	02	150002-00000	1,592.00	02	150002-00000	02	120043-00000	Y	
		FY19 E&G ALLOC-CREC	02	150002-00000	378,757.00-	02	011180	02	150002-00000	Y	
		FY19 E&G ALLOC-VPMC	02	150005-00000	2,610,471.00-	02	011180	02	150005-00000	Y	
		FY19 E&G ALLOC-GIS	02	150008-00000	182,114.00-	02	011180	02	150008-00000	Y	
		** Potential Decrease in Fund Balan			3,169,750.00-						
02	015060	BUILDING MAINTENANCE									
		UNIVERSITY CENTER	02	150603-00000	66,041.00-	02	120405-00000	02	150603-00000	Y	
		** Potential Decrease in Fund Balan			66,041.00-						
02	015100	CUSTODIAL									
		REC SPORTS	02	151005-00000	4,704.00-	02	120405-00000	02	151005-00000	Y	
		** Potential Decrease in Fund Balan			4,704.00-						

Printed on a Xerox 9700 Laser Printing System at the Computing Services Center / Texas A&M University

Form: URGB01 (02/05/85)

CC	Account	Transaction Description	Offset CC	Offset Account	Amount	Actual Entry From CC	Actual Entry From Account	Actual Entry To CC	Actual Entry To Account	Feed	Mand
02	015150	UTILITIES									
		FY19 E&G ALLOC-UTIL	02	151501-00000	457,000.00-	02	011180	02	151501-00000	Y	
		** Potential Decrease in Fund Balan			457,000.00-						
02	015300	SEA GRANT									
		FY19 BASE BUDGET - SEAG	02	153001-00000	520,424.00-	02	121325-00000	02	153001-00000	Y	
		** Potential Decrease in Fund Balan			520,424.00-						
02	015500	ENERGY									
		FY19 BASE BUDGET - URES	02	155074-00000	388,881.00-	02	121325-00000	02	155074-00000	Y	
			02	155074-00000	388,881.00	02	155074-00000	02	155084-00000	Y	
			02	155084-00000	388,881.00-	02	155074-00000	02	155084-00000	Y	
		** Potential Decrease in Fund Balan			388,881.00-						
02	016300	CYCLOTRON									
		FY19 BASE BUDGET - CYCL	02	163001-00000	953,630.00-	02	121325-00000	02	163001-00000	Y	
		** Potential Decrease in Fund Balan			953,630.00-						
02	016320	REMEDIAL EDUCATION									
		FY19 BASE BUDGET - ASC	02	163201-00000	77,022.00-	02	121325-00000	02	163201-00000	Y	
		** Potential Decrease in Fund Balan			77,022.00-						
02	016360	PUBLIC POLICY RESOURCE LAB									
		FY19 BASE BUDGET - PPRI	02	163601-00000	94,671.00-	02	121325-00000	02	163601-00000	Y	
		** Potential Decrease in Fund Balan			94,671.00-						
02	016388	SCHOLARSHIP-WAIVERS & EXEMPTIONS									
		FY19 E&G ALLOC-WAIVERS	02	163880-00000	57,725,797.00-	02	011180	02	163880-00000	Y	
		FY19 E&G ALLOC-GRAD WAIVERS	02	163883-00000	180,000.00-	02	011180	02	163883-00000	Y	
		FY19 E&G ALLOC-LAW WAIVERS	02	163884-00000	311,817.00-	02	011180	02	163884-00000	Y	
		** Potential Decrease in Fund Balan			58,217,614.00-						
02	016390	COLLEGE WORK STUDY - STATE									
		FY19 E&G ALLOC-WORK STUDY	02	163902-00000	175,000.00-	02	011180	02	163902-00000	N	
		** Potential Decrease in Fund Balan			175,000.00-						
02	016394	PUBLIC SERVICE-SURVIVOR'S BENEFI									
		FY19 E&G ALLOC-PUBLIC SURVIVOR	02	163940-00000	40,000.00-	02	011180	02	163940-00000	Y	
		** Potential Decrease in Fund Balan			40,000.00-						
02	016395	TEXAS GRANT - TAMU - CS - STATE									
		FY19 E&G ALLOC-TX GRANT	02	163950-00000	29,250,000.00-	02	011180	02	163950-00000	N	
		** Potential Decrease in Fund Balan			29,250,000.00-						
02	016397	TOP 10% STATE SCHOLARSHIP									
		FY19 E&G ALLOC-10%	02	163970-00000	500,000.00-	02	011180	02	163970-00000	N	
		** Potential Decrease in Fund Balan			500,000.00-						

Printed on a Xerox 9700 Laser Printing System at the Computing Services Center / Texas A&M University

Form: URGB01 (02/05/85)

CC	Account	Transaction Description	Offset CC	Offset Account	Amount	Actual Entry From CC	Actual Entry From Account	Actual Entry To CC	Actual Entry To Account	Feed	Mand
02	016405	SCHOOL OF ARCHITECTURE									
		FY19 BASE BUDGET - COLN	02	164050-00000	684,524.00-	02	121325-00000	02	164050-00000	Y	
		** Potential Decrease in Fund Balan			684,524.00-						
02	017990	UNIVERSITY RESERVE									
		FY19 E&G ALLOC-E&G CONTINGENCY	02	179901-10000	5,342,821.00-	02	011180	02	179901-10000	Y	
		** Potential Decrease in Fund Balan			5,342,821.00-						
02	019999	AFR TUITION DISCOUNTING									
		FY19 DISCOUNTING	02	199999-00000	26,739,585.00	02	199999-00000	02	510239-00000	N	
		** Potential Increase in Fund Balan			26,739,585.00						
02	020023	UNIVERSITY POLICE									
		FY19 INV EARN-COPS	02	200230-00000	37,807.00-	02	211080-00000	02	200230-00000	Y	
		** Potential Decrease in Fund Balan			37,807.00-						
02	020026	COMPASS REVENUES									
		FY19 COMPASS ALLOC-MSC	02	200260-00000	500,000.00	02	200260-00000	02	206380-00000	Y	
		FY19 COMPASS ALLOC-CONTR MGMT	02	200260-00000	1,000,000.00	02	200260-00000	02	206490-00000	Y	
		** Potential Increase in Fund Balan			1,500,000.00						
02	020030	DEPARTMENTAL ACCOUNTING SERVICES									
		DAS Accounting Fees	02	200300-00000	5,470.00-	02	218560-00000	02	200300-00000	Y	
		DAS Accounting Fees	02	200300-00000	11,590.00-	02	218410-00000	02	200300-00000	Y	
		DAS Accounting Fees	02	200300-00000	36,934.00-	02	218200-00000	02	200300-00000	Y	
		FY19 INV EARNINGS ALLOC	02	200300-00000	6,325.00	02	200300-00000	02	211080-00000	Y	
		DAS Accounting Fees	02	200300-00000	6,800.00-	02	210320-00000	02	200300-00000	Y	
		IT SERVICES-TIER1/TIER2	02	200300-00000	7,440.00	02	200300-00000	02	218410-00000	Y	
		DAS Accounting Fees	02	200300-00000	40,870.00-	02	201050-00000	02	200300-00000	Y	
		** Potential Decrease in Fund Balan			87,899.00-						
02	020039	STAFF APPRECIATION WEEK									
		FY19 CONCESS ALLOC-STAFF APPR	02	200390-00000	35,000.00-	02	217780-00000	02	200390-00000	Y	
		** Potential Decrease in Fund Balan			35,000.00-						
02	020105	VICE PRESIDENT FOR FINANCE & CFO									
		DAS Accounting Fees	02	201050-00000	40,870.00	02	201050-00000	02	200300-00000	Y	
		CFO Allocation	02	201050-00000	98,300.00-	02	218160-00000	02	201050-00000	Y	
		FY19 INV EARN-VPFN	02	201050-00000	382,083.00-	02	211080-00000	02	201050-00000	Y	
		IT SERVICES-TIER1/TIER2	02	201050-00000	494.00	02	201050-00000	02	218410-00000	Y	
		IT SERVICES-IMAGING	02	201050-00000	14,046.00	02	201050-00000	02	216010-00000	Y	
		** Potential Decrease in Fund Balan			424,973.00-						
02	020106	BUDGET OFFICE									
		IT SERVICES-TIER1/TIER2	02	201060-00000	1,610.00	02	201060-00000	02	218410-00000	Y	
		FY19 INV EARN-OBAS	02	201060-00000	44,932.00-	02	211080-00000	02	201060-00000	Y	
		Galv. Shared Services-Budget	02	201060-00000	13,770.00-	02	203390-00000	02	201060-00000	Y	
		** Potential Decrease in Fund Balan			57,092.00-						

Printed on a Xerox 9700 Laser Printing System at the Computing Services Center / Texas A&M University

Form: URGB01 (02/05/85)

CC	Account	Transaction Description	--- Offset --- CC	Account	Amount	-------- Actual Entry --------- ---- From ----- CC	Account	----- To ------ CC	Account	Feed	Mand
02	020107	TAMU SPORTS CLUBS									
		TAMU SPORTS CLUBS	02	201070-00000	305,438.00-	02	300420-00000	02	201070-00000	Y	
		** Potential Decrease in Fund Balan			305,438.00-						
02	020118	ADMI - ENROLLMENT SERVICES									
		Admissions & Records Allocation	02	201180-00000	150,000.00-	02	218160-00000	02	201180-00000	Y	
		** Potential Decrease in Fund Balan			150,000.00-						
02	020133	VP - HR SERVICES									
		FY19 INV EARN-VPHR1	02	201330-00000	111,023.00-	02	211080-00000	02	201330-00000	Y	
		** Potential Decrease in Fund Balan			111,023.00-						
02	020210	SOLTIS CTR FOR RESEARCH AND EDUC									
		FY19 BASE BUDGET - COSR	02	202100-00000	280,412.00-	02	218000-00000	02	202100-00000	Y	
		** Potential Decrease in Fund Balan			280,412.00-						
02	020215	UNDERGRAD SCHOLARSHIPS									
		FY19 BASE BUDGET - FAID	02	202150-00000	2,462,555.00-	02	206550-00000	02	202150-00000	Y	
		** Potential Decrease in Fund Balan			2,462,555.00-						
02	020253	TAILGATING									
		FY19 CONCESS ALLOC-TAILGATING	02	202530-00000	200,000.00-	02	217780-00000	02	202530-00000	Y	
		** Potential Decrease in Fund Balan			200,000.00-						
02	020286	ASSOCIATE VP & CONTROLLER									
		Fund Swap Galv. Shared Services	02	202860-00000	38,529.00-	02	218200-00000	02	202860-00000	Y	
		Controller Allocation	02	202860-00000	143,294.00-	02	218160-00000	02	202860-00000	Y	
		Replace Investment Earnings	02	202860-00000	240,000.00	02	202860-00000	02	210410-00000	Y	
		Fund Swap Galv. Shared Services	02	202860-00000	308,450.00-	02	210410-00000	02	202860-00000	Y	
		Replace Auxiliary Assessment	02	202860-00000	50,000.00	02	202860-00000	02	218190-00000	Y	
		Galv. Shared Services-Controller	02	202860-00000	29,647.00-	02	203390-00000	02	202860-00000	Y	
		Salary Study-Merit	02	202860-00000	9,700.00	02	202860-00000	02	210410-00000	Y	
		** Potential Decrease in Fund Balan			220,220.00-						
02	020339	SHARED FINANCIAL SERVICES									
		HSC Operating Costs -Procurement	02	203390-00000	17,200.00	02	203390-00000	02	270260-00000	Y	
		FY INV EARNINGS ALLOC	02	203390-00000	775,000.00-	02	211080-00000	02	203390-00000	Y	
		System Shared Services-EOD	02	203390-00000	198,889.00	02	203390-00000	02	271290-00000	Y	
		GALV SHARED SVCS PROCUREMENT	02	203390-00000	93,094.00	02	203390-00000	02	270260-00000	Y	
		TAMUT SHARED SERVICES PAYROLL	02	203390-00000	33,600.00	02	203390-00000	02	218190-00000	Y	
		System Shared Services-IT	02	203390-00000	2,312.00	02	203390-00000	02	218410-00000	Y	
		SYSTEM SHARED SERVICES PAYROLL	02	203390-00000	41,256.00	02	203390-00000	02	218190-00000	Y	
		System Shared Services - SBS	02	203390-00000	6,380.00	02	203390-00000	02	218200-00000	Y	
		TAMUCT SHARED SERVICES PAYROLL	02	203390-00000	38,178.00	02	203390-00000	02	218190-00000	Y	
		GALV SHARED SERVICES SBS	02	203390-00000	97,784.00	02	203390-00000	02	218200-00000	Y	
		GALV SHARED SERVICES-IT	02	203390-00000	7,655.00	02	203390-00000	02	218410-00000	Y	
		GALV SHARED SERVICES-FMO	02	203390-00000	654,334.00	02	203390-00000	02	210410-00000	Y	

Printed on a Xerox 9700 Laser Printing System at the Computing Services Center / Texas A&M University

Form: URGB01 (02/05/85)

CC	Account	Transaction Description	Offset CC	Offset Account	Amount	Actual Entry From CC	Actual Entry From Account	Actual Entry To CC	Actual Entry To Account	Feed	Mand
02	020339	SHARED FINANCIAL SERVICES									
		HSC Operating Costs -Payroll	02	203390-00000	13,760.00	02	203390-00000	02	218190-00000	Y	
		Galv. Shared Services-Contracts	02	203390-00000	6,573.00	02	203390-00000	02	215290-00000	Y	
		System Shared Services-Imaging	02	203390-00000	21,028.00	02	203390-00000	02	216010-00000	Y	
		System Shared Services-HR	02	203390-00000	109,099.00	02	203390-00000	02	214700-00000	Y	
		GALV SHARED SERVICES IMAGING	02	203390-00000	28,604.00	02	203390-00000	02	216010-00000	Y	
		GALV SHARED SERVICES PAYROLL	02	203390-00000	14,222.00	02	203390-00000	02	218190-00000	Y	
		TARLETON SHRED SERVICS-FMO	02	203390-00000	22,000.00	02	203390-00000	02	210410-00000	Y	
		SYSTEM SHARED SERVICES-FMO	02	203390-00000	486,500.00	02	203390-00000	02	210410-00000	Y	
		GALV. SHARED SERVICES-GALV FMS	02	203390-00000	140,181.00	02	203390-00000	02	210410-00000	Y	
		SYSTEM PCI SHARED SERVICES-FMO	02	203390-00000	110,000.00	02	203390-00000	02	210410-00000	Y	
		TAMUK SHRED SVS-TAX,FMO (TRECS	02	203390-00000	36,000.00	02	203390-00000	02	210410-00000	Y	
		HSC Operating Costs -FMO	02	203390-00000	34,400.00	02	203390-00000	02	210410-00000	Y	
		TAMUC, TEES SHARED SVCS (TREC)	02	203390-00000	27,000.00	02	203390-00000	02	210410-00000	Y	
		Galv. Shared Services-Budget	02	203390-00000	13,770.00	02	203390-00000	02	201060-00000	Y	
		TAMUT Shared Services- FMO	02	203390-00000	6,400.00	02	203390-00000	02	210410-00000	Y	
		TAMUCT SHARED SERVICES-TAX	02	203390-00000	8,000.00	02	203390-00000	02	210410-00000	Y	
		HSC Operating Costs -EHS	02	203390-00000	132,590.00	02	203390-00000	02	207550-00000	Y	
		TAMUI SHARED SERVICES FMO	02	203390-00000	14,305.00	02	203390-00000	02	210410-00000	Y	
		Galv. Shared Services-Controller	02	203390-00000	29,647.00	02	203390-00000	02	202860-00000	Y	
		PVAMU SHARED SERVICES-FMO	02	203390-00000	16,214.00	02	203390-00000	02	210410-00000	Y	
		** Potential Increase in Fund Balan			1,685,975.00						
02	020346	UNIVERSITY ARTS									
		FY19 INV EARN-UART	02	203460-00000	93,280.00-	02	211080-00000	02	203460-00000	Y	
		** Potential Decrease in Fund Balan			93,280.00-						
02	020368	MAYS MASTERS' PROGRAM FEE - DEAN									
		FY19 ALLOCATION	02	203680-00000	1,796,733.00-	02	219080-00000	02	203680-00000	Y	
		** Potential Decrease in Fund Balan			1,796,733.00-						
02	020381	COLLEGIATE LICENSING OFFICE									
		FY19 LIC ALLOC-BONFIRE	02	203810-00000	60,000.00	02	203810-00000	02	511986-00000	N	
		FY19 LIC ALLOC-CORPS	02	203810-00000	300,000.00	02	203810-00000	02	216410-00000	Y	
		FY19 LIC ALLOC-ATHL	02	203810-00000	2,300,000.00	02	203810-00000	02	300090-00000	N	
		FY19 LIC ALLOC-ATHL	02	203810-00000	100,000.00	02	203810-00000	02	300090-00000	N	
		FY19 LIC ALLOC-CORPS	02	203810-00000	100,000.00	02	203810-00000	02	216410-00000	Y	
		** Potential Increase in Fund Balan			2,860,000.00						
02	020421	ATHLETIC COMPLIANCE									
		FY19 COMPLIANCE FUNDING	02	204210-00000	30,426.00-	02	300090-00000	02	204210-00000	N	
		FY19 INV EARN-ATCO	02	204210-00000	651,580.00-	02	211080-00000	02	204210-00000	Y	
		** Potential Decrease in Fund Balan			682,006.00-						
02	020430	CONTINGENCY RESERVE FOR REPAIRS									
		FY19 INV EARN-CONT REPAIRS	02	204300-00000	95,000.00-	02	211080-00000	02	204300-00000	Y	
		** Potential Decrease in Fund Balan			95,000.00-						

Printed on a Xerox 9700 Laser Printing System at the Computing Services Center / Texas A&M University

Form: URGB01 (02/05/85)

CC	Account	Transaction Description	--- Offset --- CC	Account	Amount	-------- Actual Entry --------- ---- From ----- CC	Account	----- To ------ CC	Account	Feed	Mand
02	020432	PRESIDENT'S OFFICE									
		FY19 INV EARN-PRES	02	204320-00000	1,213,930.00-	02	211080-00000	02	204320-00000	Y	
		** Potential Decrease in Fund Balan			1,213,930.00-						
02	020469	SYSTEM ASSESSMENTS									
		FY19 INV EARN-SYSTEM ASSESS	02	204690-00000	10,111,997.00-	02	211080-00000	02	204690-00000	Y	
		** Potential Decrease in Fund Balan			10,111,997.00-						
02	020472	LNOS TEACHING FEE REVENUE									
		FY19 LNOS CAG	02	204720-00000	180,000.00	02	204720-00000	02	226060-00000	Y	
		FY19 LNOS CEN	02	204720-00000	385,000.00	02	204720-00000	02	216080-00000	Y	
		FY19 LNOS CED	02	204720-00000	457,000.00	02	204720-00000	02	225720-00000	Y	
		FY19 LNOS CGE	02	204720-00000	61,000.00	02	204720-00000	02	221413-00000	Y	
		FY19 LNOS CBU	02	204720-00000	168,265.00	02	204720-00000	02	225990-00000	Y	
		FY19 LNOS CBA	02	204720-00000	70,000.00	02	204720-00000	02	218630-00000	Y	
		FY19 LNOS CSC	02	204720-00000	1,258,899.00	02	204720-00000	02	218680-00000	Y	
		** Potential Increase in Fund Balan			2,580,164.00						
02	020475	SAS/CIRT OPERATIONS ACCOUNT									
		STUDENT LIFE/CIRT/SAS	02	204750-00000	24,000.00-	02	211240-00000	02	204750-00000	Y	
		** Potential Decrease in Fund Balan			24,000.00-						
02	020487	SCHOLARSHIPS - DIVERSITY FUNDING									
		SCHOLARSHIPS DIVERSITY FUND	02	204870-00000	4,000.00-	02	206360-00000	02	204870-00000	Y	
		** Potential Decrease in Fund Balan			4,000.00-						
02	020522	DIVISION OF STUDENT AFFAIRS IT									
		IT CONSOLIDATION	02	205220-00000	80,700.00-	02	302520-00000	02	205220-00000	Y	
		** Potential Decrease in Fund Balan			80,700.00-						
02	020636	DIVISON OF ADMIN DIVERSITY INITI									
		SCHOLARSHIPS DIVERSITY FUND	02	206360-00000	4,000.00	02	206360-00000	02	204870-00000	Y	
		** Potential Increase in Fund Balan			4,000.00						
02	020638	MSC FACILITY SUPPORT									
		FY19 COMPASS ALLOC-MSC	02	206380-00000	500,000.00-	02	200260-00000	02	206380-00000	Y	
		** Potential Decrease in Fund Balan			500,000.00-						
02	020649	FACILITIES AND DINING ADMIN									
		FY19 COMPASS ALLOC-CONTR MGMT	02	206490-00000	1,000,000.00-	02	200260-00000	02	206490-00000	Y	
		** Potential Decrease in Fund Balan			1,000,000.00-						
02	020655	PROVOST INITIATIVES									
		FY19 INV EARN-FAC & GA	02	206550-00000	874,402.00-	02	302150-00000	02	206550-00000	Y	
		FY19 BOOKSTORE ALLOC-FAC & GA	02	206550-00000	1,304,000.00-	02	301170-00000	02	206550-00000	Y	
		FY19 CONCESS ALLOC-FAC & GA	02	206550-00000	500,000.00-	02	217780-00000	02	206550-00000	Y	
		FY19 INV EARN-FAC & GA	02	206550-00000	1,001,274.00-	02	211080-00000	02	206550-00000	Y	

Printed on a Xerox 9700 Laser Printing System at the Computing Services Center / Texas A&M University

Form: URGB01 (02/05/85)

CC	Account	Transaction Description	Offset CC	Offset Account	Amount	Actual Entry From CC	Actual Entry From Account	Actual Entry To CC	Actual Entry To Account	Feed	Mand
02	020655	PROVOST INITIATIVES									
		FY19 BASE BUDGET - FAID	02	206550-00000	350,000.00	02	206550-00000	02	216380-00000	Y	
		FY19 BASE BUDGET - FAID	02	206550-00000	15,000.00	02	206550-00000	02	216400-00000	Y	
		FY19 BASE BUDGET - PROV	02	206550-00000	98,334.00	02	206550-00000	02	217720-00000	Y	
		FY19 BASE BUDGET - FAID	02	206550-00000	103,000.00	02	206550-00000	02	216390-00000	Y	
		FY19 BASE BUDGET - FACS	02	206550-00000	3,500.00	02	206550-00000	02	220300-00000	Y	
		FY19 BASE BUDGET - FAID	02	206550-00000	2,462,555.00	02	206550-00000	02	202150-00000	Y	
		FY19 BASE BUDGET - BUSH	02	206550-00000	555,176.00	02	206550-00000	02	213130-00000	Y	
		FY19 BASE BUDGET - WSM	02	206550-00000	6,000.00	02	206550-00000	02	216150-00000	Y	
		FY19 BASE BUDGET - IFSS	02	206550-00000	6,111.00	02	206550-00000	02	213710-00000	Y	
		FY19 BASE BUDGET - UPRS	02	206550-00000	80,000.00	02	206550-00000	02	211270-00000	Y	
		** Potential Decrease in Fund Balan			0.00						
02	020663	CLAR - GRADUATE PROGRAM FEES									
		COSC	02	206630-00000	84,800.00	02	206630-00000	02	206670-00000	Y	
		ARCH	02	206630-00000	460,500.00	02	206630-00000	02	206680-00000	Y	
		VIZA	02	206630-00000	269,200.00	02	206630-00000	02	206650-00000	Y	
		LAUP	02	206630-00000	390,500.00	02	206630-00000	02	206660-00000	Y	
		** Potential Increase in Fund Balan			1,205,000.00						
02	020664	SERVICE RECOGNITION AWARDS									
		FY19 INV EARN-HUMR	02	206640-00000	10,000.00-	02	211080-00000	02	206640-00000	Y	
		** Potential Decrease in Fund Balan			10,000.00-						
02	020665	VIZA - GRADUATE PROGRAM FEES									
		VIZA	02	206650-00000	269,200.00-	02	206630-00000	02	206650-00000	Y	
		** Potential Decrease in Fund Balan			269,200.00-						
02	020666	LAUP - GRADUATE PROGRAM FEES									
		LAUP	02	206660-00000	390,500.00-	02	206630-00000	02	206660-00000	Y	
		** Potential Decrease in Fund Balan			390,500.00-						
02	020667	COSC - GRADUATE PROGRAM FEES									
		COSC	02	206670-00000	84,800.00-	02	206630-00000	02	206670-00000	Y	
		** Potential Decrease in Fund Balan			84,800.00-						
02	020668	ARCH - GRADUATE PROGRAM FEES									
		ARCH	02	206680-00000	460,500.00-	02	206630-00000	02	206680-00000	Y	
		** Potential Decrease in Fund Balan			460,500.00-						
02	020674	UNIVERSITY CENTRE (SOUTH COLLEGE									
		FY18 CAIN LEASE PAYMENT	02	206740-00000	371,989.00	02	206740-00000	02	020674	Y	
		** Potential Increase in Fund Balan			371,989.00						
02	020690	QATAR SERVICE LEVEL AGREEMENTS -									
		FY19 QATAR SLA - TEXC	02	206900-00000	30,000.00	02	206900-00000	02	206919-00000	Y	
		FY19 QATAR SLA - VPFN IT	02	206900-00000	15,988.00	02	206900-00000	02	206918-00000	Y	

Printed on a Xerox 9700 Laser Printing System at the Computing Services Center / Texas A&M University

Form: URGB01 (02/05/85)

CC	Account	Transaction Description	Offset CC	Offset Account	Amount	Actual Entry From CC	Actual Entry From Account	Actual Entry To CC	Actual Entry To Account	Feed	Mand
02	020690	QATAR SERVICE LEVEL AGREEMENTS -									
		FY19 QATAR SLA - EIS	02	206900-00000	375,000.00	02	206900-00000	02	206920-00000	Y	
		FY19 QATAR SLA - PROVOST	02	206900-00000	230,593.00	02	206900-00000	02	206915-00000	Y	
		FY19 QATAR SLA - PROCUREMENT	02	206900-00000	60,880.00	02	206900-00000	02	206916-00000	Y	
		FY19 QATAR SLA - ITS	02	206900-00000	30,633.00	02	206900-00000	02	207300-00000	Y	
		FY19 QATAR SLA - OGAPS	02	206900-00000	53,360.00	02	206900-00000	02	206903-00000	Y	
		FY19 QATAR SLA - FMO	02	206900-00000	159,220.00	02	206900-00000	02	206910-00000	Y	
		FY19 QATAR SLA - CONTRACT ADM	02	206900-00000	6,406.00	02	206900-00000	02	206909-00000	Y	
		FY19 QATAR SLA - HR	02	206900-00000	76,579.00	02	206900-00000	02	206911-00000	Y	
		FY19 QATAR SLA - CLLA	02	206900-00000	113,791.00	02	206900-00000	02	206907-00000	Y	
		FY19 QATAR SLA - QSO	02	206900-00000	126,460.00	02	206900-00000	02	206914-00000	Y	
		FY19 QATAR SLA - CLSC	02	206900-00000	196,964.00	02	206900-00000	02	206908-00000	Y	
		FY19 QATAR SLA - LIBRARY	02	206900-00000	446,326.00	02	206900-00000	02	206913-00000	Y	
		FY19 QATAR SLA - CLEN	02	206900-00000	734,827.00	02	206900-00000	02	206906-00000	Y	
		FY19 QATAR SLA - PAYROLL	02	206900-00000	41,822.00	02	206900-00000	02	206905-00000	Y	
		FY19 QATAR SLA - UNDERGRAD STU	02	206900-00000	12,900.00	02	206900-00000	02	206901-00000	Y	
		FY19 QATAR SLA - VPR	02	206900-00000	316,521.00	02	206900-00000	02	206904-00000	Y	
		** Potential Increase in Fund Balan			3,028,270.00						
02	020691	QATAR SERVICE LEVEL AGREEMENTS-E									
		FY19 QATAR SLA - UNDERGRAD STU	02	206901-00000	12,900.00-	02	206900-00000	02	206901-00000	Y	
		FY19 QATAR SLA - OGAPS	02	206903-00000	53,360.00-	02	206900-00000	02	206903-00000	Y	
		FY19 QATAR SLA - VPR	02	206904-00000	316,521.00-	02	206900-00000	02	206904-00000	Y	
		FY19 QATAR SLA - PAYROLL	02	206905-00000	41,822.00-	02	206900-00000	02	206905-00000	Y	
		FY19 QATAR SLA - CLEN	02	206906-00000	734,827.00-	02	206900-00000	02	206906-00000	Y	
		FY19 QATAR SLA - CLLA	02	206907-00000	113,791.00-	02	206900-00000	02	206907-00000	Y	
		FY19 QATAR SLA - CLSC	02	206908-00000	196,964.00-	02	206900-00000	02	206908-00000	Y	
		FY19 QATAR SLA - CONTRACT ADM	02	206909-00000	6,406.00-	02	206900-00000	02	206909-00000	Y	
		FY19 QATAR SLA - FMO	02	206910-00000	159,220.00-	02	206900-00000	02	206910-00000	Y	
		FY19 QATAR SLA - HR	02	206911-00000	76,579.00-	02	206900-00000	02	206911-00000	Y	
		FY19 QATAR SLA - LIBRARY	02	206913-00000	446,326.00-	02	206900-00000	02	206913-00000	Y	
		FY19 QATAR SLA - QSO	02	206914-00000	126,460.00-	02	206900-00000	02	206914-00000	Y	
		FY19 QATAR SLA - PROVOST	02	206915-00000	230,593.00-	02	206900-00000	02	206915-00000	Y	
		FY19 QATAR SLA - PROCUREMENT	02	206916-00000	60,880.00-	02	206900-00000	02	206916-00000	Y	
		FY19 QATAR SLA - VPFN IT	02	206918-00000	15,988.00-	02	206900-00000	02	206918-00000	Y	
		FY19 QATAR SLA - TEXC	02	206919-00000	30,000.00-	02	206900-00000	02	206919-00000	Y	
		** Potential Decrease in Fund Balan			2,622,637.00-						
02	020692	QATAR SERVICE LEVEL AGREEMENTS-E									
		FY19 QATAR SLA - EIS	02	206920-00000	375,000.00-	02	206900-00000	02	206920-00000	Y	
		** Potential Decrease in Fund Balan			375,000.00-						
02	020730	QATAR SERVICE LEVEL AGREEMENTS-I									
		FY19 QATAR SLA - ITS	02	207300-00000	30,633.00-	02	206900-00000	02	207300-00000	Y	
		** Potential Decrease in Fund Balan			30,633.00-						
02	020755	EHSD MISCELLANEOUS REVENUE									
		HSC Operating Costs -EHS	02	207550-00000	132,590.00-	02	203390-00000	02	207550-00000	Y	
		** Potential Decrease in Fund Balan			132,590.00-						

Printed on a Xerox 9700 Laser Printing System at the Computing Services Center / Texas A&M University

Form: URGB01 (02/05/85)

CC	Account	Transaction Description	--- Offset --- CC	Account	Amount	-------- Actual Entry --------- ---- From ----- CC	Account	----- To ------ CC	Account	Feed	Mand
02	020827	UTILITIES E&G SUPPLEMENT									
		FY19 INV EARN-UTIL E&G	02	208270-00000	1,130,000.00-	02	211080-00000	02	208270-00000	Y	
		** Potential Decrease in Fund Balan			1,130,000.00-						
02	020865	BUSH SCHOOL GRAD PROG FEE-MPIA R									
		SCHOLARSHIPS	02	208650-00000	74,833.00	02	208650-00000	02	208680-00000	Y	
		OPS	02	208650-00000	403,079.00	02	208650-00000	02	208670-00000	Y	
		** Potential Increase in Fund Balan			477,912.00						
02	020866	BUSH SCHOOL GRAD PROG FEE-MPSA R									
		SCHOLARSHIPS	02	208660-00000	74,833.00	02	208660-00000	02	208680-00000	Y	
		OPS	02	208660-00000	403,080.00	02	208660-00000	02	208670-00000	Y	
		** Potential Increase in Fund Balan			477,913.00						
02	020867	BUSH SCHOOL GRAD PROG FEE-EXPEND									
		OPS	02	208670-00000	403,079.00-	02	208650-00000	02	208670-00000	Y	
		OPS	02	208670-00000	403,080.00-	02	208660-00000	02	208670-00000	Y	
		** Potential Decrease in Fund Balan			806,159.00-						
02	020868	BUSH SCHOOL GRAD PROG FEE-SCHOLA									
		SCHOLARSHIPS	02	208680-00000	74,833.00-	02	208650-00000	02	208680-00000	Y	
		SCHOLARSHIPS	02	208680-00000	74,833.00-	02	208660-00000	02	208680-00000	Y	
		** Potential Decrease in Fund Balan			149,666.00-						
02	021032	SURPLUS PROPERTY									
		IT SERVICES-TIER1/TIER2	02	210320-00000	1,857.00	02	210320-00000	02	218410-00000	Y	
		FY19 INV EARNINGS ALLOC	02	210320-00000	41,644.00	02	210320-00000	02	211080-00000	Y	
		DAS Accounting Fees	02	210320-00000	6,800.00	02	210320-00000	02	200300-00000	Y	
		** Potential Increase in Fund Balan			50,301.00						
02	021041	FMO									
		FY19 ALLOC-INV EARNINGS	02	210410-00000	71,613.00	02	210410-00000	02	211080-00000	Y	
		IT SERVICES-TIER 1/TIER 2	02	210410-00000	15,333.00	02	210410-00000	02	218410-00000	Y	
		FMO FEES	02	210410-00000	107,762.00-	02	218200-00000	02	210410-00000	Y	
		IT SERVICES-TIER1/TIER2	02	210410-00000	15,208.00	02	210410-00000	02	218410-00000	Y	
		IT SERVICES-IMAGING	02	210410-00000	19,674.00	02	210410-00000	02	216010-00000	Y	
		IT SERVICES-IMAGING-TAMUG	02	210410-00000	12,205.00	02	210410-00000	02	216010-00000	Y	
		IT SERVICES-TRAINING ROOM	02	210410-00000	6,198.00	02	210410-00000	02	218410-00000	Y	
		IT SERVICES-IMAGING	02	210410-00000	10,594.00	02	210410-00000	02	216010-00000	Y	
		IT SERVICES-TIER1/TIER2-TAMUG	02	210410-00000	6,708.00	02	210410-00000	02	218410-00000	Y	
		TAMUI SHARED SERVICES FMO	02	210410-00000	14,305.00-	02	203390-00000	02	210410-00000	Y	
		TAMUK SHRED SVS-TAX,FMO (TRECS	02	210410-00000	36,000.00-	02	203390-00000	02	210410-00000	Y	
		HSC Operating Costs -FMO	02	210410-00000	34,400.00-	02	203390-00000	02	210410-00000	Y	
		SYSTEM PCI SHARED SERVICES-FMO	02	210410-00000	110,000.00-	02	203390-00000	02	210410-00000	Y	
		TARLETON SHRED SERVICS-FMO	02	210410-00000	22,000.00-	02	203390-00000	02	210410-00000	Y	
		SYSTEM SHARED SERVICES-FMO	02	210410-00000	486,500.00-	02	203390-00000	02	210410-00000	Y	
		TAMUC, TEES SHARED SVCS (TREC)	02	210410-00000	27,000.00-	02	203390-00000	02	210410-00000	Y	

Printed on a Xerox 9700 Laser Printing System at the Computing Services Center / Texas A&M University

Form: URGB01 (02/05/85)

CC	Account	Transaction Description	Offset CC	Offset Account	Amount	Actual Entry From CC	Actual Entry From Account	Actual Entry To CC	Actual Entry To Account	Feed	Mand
02	021041	FMO									
		GALV. SHARED SERVICES-GALV FMS	02	210410-00000	140,181.00-	02	203390-00000	02	210410-00000	Y	
		TAMUCT SHARED SERVICES-TAX	02	210410-00000	8,000.00-	02	203390-00000	02	210410-00000	Y	
		GALV SHARED SERVICES-FMO	02	210410-00000	654,334.00-	02	203390-00000	02	210410-00000	Y	
		TAMUT Shared Services- FMO	02	210410-00000	6,400.00-	02	203390-00000	02	210410-00000	Y	
		PVAMU SHARED SERVICES-FMO	02	210410-00000	16,214.00-	02	203390-00000	02	210410-00000	Y	
		Replace Investment Earnings	02	210410-00000	240,000.00-	02	202860-00000	02	210410-00000	Y	
		Fund Swap Galv. Shared Services	02	210410-00000	308,450.00	02	210410-00000	02	202860-00000	Y	
		Salary Study-Merit	02	210410-00000	9,700.00-	02	202860-00000	02	210410-00000	Y	
		** Potential Decrease in Fund Balan			1,446,813.00-						
02	021042	ENGAGEMENT INITIATIVES									
		FY19 INV EARN-ENGAGEMENT	02	210420-00000	100,000.00-	02	211080-00000	02	210420-00000	Y	
		** Potential Decrease in Fund Balan			100,000.00-						
02	021071	STATE AUDITOR ASSESSMENTS									
		FY19 INV EARN-AUDIT	02	210710-00000	145,000.00-	02	211080-00000	02	210710-00000	Y	
		** Potential Decrease in Fund Balan			145,000.00-						
02	021076	LEGAL SERVICES									
		FY19 INV EARN-LEGAL	02	210760-00000	125,000.00-	02	211080-00000	02	210760-00000	Y	
		** Potential Decrease in Fund Balan			125,000.00-						
02	021080	BOOKSTORE ALLOCATION									
		FY19 BOOKSTORE ALLOC-SACT	02	210800-00000	175,000.00-	02	301170-00000	02	210800-00000	Y	
		XFER TO SOFC FOR STUDENT GROUP	02	210800-00000	36,000.00-	02	300620-00000	02	210800-00000	Y	
		** Potential Decrease in Fund Balan			211,000.00-						
02	021083	MSC FACILITY SUPPORT									
		FY19 BOOKSTORE ALLOC-MSC SUPT	02	210830-00000	500,000.00-	02	301170-00000	02	210830-00000	Y	
		** Potential Decrease in Fund Balan			500,000.00-						
02	021085	AFR YEAR END ENTRIES NON CASH (6									
		FY19 DISCOUNTING	02	210850-00000	73,348,840.00	02	210850-00000	02	510239-00000	N	
		FY19 DISCOUNTING	02	210850-00000	118,105,436.00-	02	510239-00000	02	210850-00000	N	
		** Potential Decrease in Fund Balan			44,756,596.00-						
02	021094	FM RADIO STATION OPERATIONS									
		FY19 CONCESS ALLOC-EDBS	02	210940-00000	21,316.00-	02	217780-00000	02	210940-00000	Y	
		** Potential Decrease in Fund Balan			21,316.00-						
02	021108	INVESTMENT EARNINGS									
		FY19 ALLOCATION	02	211080-00000	84,000.00-	02	021032	02	211080-00000	Y	
		FY19 INV EARN-CAMPS	02	211080-00000	29,876.00	02	211080-00000	02	219730-00000	Y	
		FY19 INV EARNINGS ALLOC	02	211080-00000	436,728.00	02	211080-00000	02	270260-00000	Y	
		FY19 INV EARN-RES ALLOCATION	02	211080-00000	72,635.00	02	211080-00000	02	219750-00000	Y	
		FY19 INV EARN-CCOM	02	211080-00000	52,746.00	02	211080-00000	02	215290-00000	Y	

Printed on a Xerox 9700 Laser Printing System at the Computing Services Center / Texas A&M University

Form: URGB01 (02/05/85)

CC	Account	Transaction Description	--- Offset --- CC	Account	Amount	-------- Actual Entry --------- ---- From ----- CC	Account	----- To ------ CC	Account	Feed	Mand
02	021108	INVESTMENT EARNINGS									
		FY19 INV EARNINGS ALLOC	02	211080-00000	35,610.00-	02	218200-00000	02	211080-00000	Y	
		FY19 INV EARN-FCOR	02	211080-00000	30,196.00	02	211080-00000	02	218530-00000	Y	
		FY19 INV EARN-BAND	02	211080-00000	100,000.00	02	211080-00000	02	218780-00000	Y	
		FY19 INV EARN-SFSV	02	211080-00000	28,238.00	02	211080-00000	02	218340-00000	Y	
		FY19 INV EARN-EDPS	02	211080-00000	96,725.00	02	211080-00000	02	218410-00000	Y	
		FY19 INV EARN-PIEI	02	211080-00000	72,555.00	02	211080-00000	02	215080-00000	Y	
		FY19 INV EARN-HUBS	02	211080-00000	177,154.00	02	211080-00000	02	218560-00000	Y	
		FY19 INV EARN-AUDIT	02	211080-00000	145,000.00	02	211080-00000	02	210710-00000	Y	
		FY19 INV EARN-LEGAL	02	211080-00000	125,000.00	02	211080-00000	02	210760-00000	Y	
		FY19 INV EARN-HUMR	02	211080-00000	10,000.00	02	211080-00000	02	206640-00000	Y	
		FY19 INV EARN-ENGAGEMENT	02	211080-00000	100,000.00	02	211080-00000	02	210420-00000	Y	
		FY19 INV EARN-EMERG MAINT	02	211080-00000	142,347.00	02	211080-00000	02	211170-00000	Y	
		FY19 INV EARN-UTIL E&G	02	211080-00000	1,130,000.00	02	211080-00000	02	208270-00000	Y	
		FY19 INV EARNINGS ALLOC-FAID	02	211080-00000	1,200,000.00	02	211080-00000	02	211780-00000	Y	
		FY INV EARNINGS ALLOC	02	211080-00000	775,000.00	02	211080-00000	02	203390-00000	Y	
		FY19 INV EARN-CONT REPAIRS	02	211080-00000	95,000.00	02	211080-00000	02	204300-00000	Y	
		FY19 INV EARN-PRES	02	211080-00000	1,213,930.00	02	211080-00000	02	204320-00000	Y	
		FY19 INV EARN-ATCO	02	211080-00000	651,580.00	02	211080-00000	02	204210-00000	Y	
		FY19 INV EARN-SYSTEM ASSESS	02	211080-00000	10,111,997.00	02	211080-00000	02	204690-00000	Y	
		FY19 INV EARN-UART	02	211080-00000	93,280.00	02	211080-00000	02	203460-00000	Y	
		FY19 INV EARN-FAC & GA	02	211080-00000	1,001,274.00	02	211080-00000	02	206550-00000	Y	
		FY19 INV EARN-OBAS	02	211080-00000	44,932.00	02	211080-00000	02	201060-00000	Y	
		FY19 INV EARN-COPS	02	211080-00000	37,807.00	02	211080-00000	02	200230-00000	Y	
		FY19 INV EARN-DEF MAINT	02	211080-00000	3,000,000.00	02	211080-00000	02	020364	Y	
		FY19 INV EARN-VPFN	02	211080-00000	382,083.00	02	211080-00000	02	201050-00000	Y	
		FY19 INV EARN-VPHR1	02	211080-00000	111,023.00	02	211080-00000	02	201330-00000	Y	
		FY19 ALLOC-INV EARNINGS	02	211080-00000	71,613.00-	02	210410-00000	02	211080-00000	Y	
		FY19 INV EARNINGS ALLOC	02	211080-00000	41,644.00-	02	210320-00000	02	211080-00000	Y	
		FY19 INV EARNINGS ALLOC	02	211080-00000	6,325.00-	02	200300-00000	02	211080-00000	Y	
		** Potential Increase in Fund Balan			21,227,914.00						
02	021117	EMERGENCY MAINTENANCE & MODIFICA									
		FY19 INV EARN-EMERG MAINT	02	211170-00000	142,347.00-	02	211080-00000	02	211170-00000	Y	
		** Potential Decrease in Fund Balan			142,347.00-						
02	021124	STUDENT WELFARE & RECREATIONAL F									
		FY19 CONCESS ALLOC-STUDENT WEL	02	211240-00000	37,000.00-	02	217780-00000	02	211240-00000	Y	
		STUDENT LIFE/CIRT/SAS	02	211240-00000	24,000.00	02	211240-00000	02	204750-00000	Y	
		** Potential Decrease in Fund Balan			13,000.00-						
02	021127	TEXAS A&M UNIVERSITY PRESS PUBLI									
		FY19 BASE BUDGET - UPRS	02	211270-00000	80,000.00-	02	206550-00000	02	211270-00000	Y	
		** Potential Decrease in Fund Balan			80,000.00-						
02	021144	QATAR MANAGEMENT FEE - CLEN									
		QMF FOR ENGINEERING FY19	02	211440-00000	2,000,000.00-	02	218000-00000	02	211440-00000	Y	
		** Potential Decrease in Fund Balan			2,000,000.00-						

Printed on a Xerox 9700 Laser Printing System at the Computing Services Center / Texas A&M University

Form: URGB01 (02/05/85)

CC	Account	Transaction Description	--- Offset --- CC	Account	Amount	-------- Actual Entry --------- ---- From ----- CC	Account	----- To ------ CC	Account	Feed	Mand
02	021156	FEE INSTALLMENT HANDLING CHARGE									
		Fee Installment Handling Rev.	02	211560-00000	260,000.00-	02	218500-00000	02	211560-00000	Y	
		Fee Installment Handling	02	211560-00000	210,000.00-	02	218160-00000	02	211560-00000	Y	
		** Potential Decrease in Fund Balan			470,000.00-						
02	021178	STAFF SCHOLARSHIP PROGRAM									
		FY19 INV EARNINGS ALLOC-FAID	02	211780-00000	1,200,000.00-	02	211080-00000	02	211780-00000	Y	
		** Potential Decrease in Fund Balan			1,200,000.00-						
02	021212	VP & ASSOC PROVOST FOR DIVERSITY									
		FY19 CONCESS ALLOC-IDIV	02	212120-00000	10,000.00-	02	217780-00000	02	212120-00000	Y	
		** Potential Decrease in Fund Balan			10,000.00-						
02	021313	TAMU/BUSH LIBRARY									
		FY19 BASE BUDGET - BUSH	02	213130-00000	555,176.00-	02	206550-00000	02	213130-00000	Y	
		** Potential Decrease in Fund Balan			555,176.00-						
02	021371	INTERNATIONAL FACULTY & SCHOL RE									
		FY19 BASE BUDGET - IFSS	02	213710-00000	6,111.00-	02	206550-00000	02	213710-00000	Y	
		** Potential Decrease in Fund Balan			6,111.00-						
02	021470	HUMAN RESOURCES DEPARTMENT REVOL									
		System Shared Services-HR	02	214700-00000	109,099.00-	02	203390-00000	02	214700-00000	Y	
		** Potential Decrease in Fund Balan			109,099.00-						
02	021508	VISITOR CENTER									
		FY19 INV EARN-PIEI	02	215080-00000	72,555.00-	02	211080-00000	02	215080-00000	Y	
		** Potential Decrease in Fund Balan			72,555.00-						
02	021524	ENTERPRISE INFORMATION SYSTEMS									
		EIS Support	02	215240-00000	76,500.00-	02	218160-00000	02	215240-00000	Y	
		** Potential Decrease in Fund Balan			76,500.00-						
02	021529	CONTRACT ADMINISTRATION									
		IT SERVICES-IMAGING	02	215290-00000	12,254.00	02	215290-00000	02	216010-00000	Y	
		IT SERVICES-TIER1/TIER2	02	215290-00000	848.00	02	215290-00000	02	218410-00000	Y	
		FY19 INV EARN-CCOM	02	215290-00000	52,746.00-	02	211080-00000	02	215290-00000	Y	
		Galv. Shared Services-Contracts	02	215290-00000	6,573.00-	02	203390-00000	02	215290-00000	Y	
		** Potential Decrease in Fund Balan			46,217.00-						
02	021568	RESIDENCE HALL ASSOCIATION-SUPPO									
		XFER TO FUND BUDGET 215680	02	215680-00000	200,000.00-	02	300620-00000	02	215680-00000	Y	
		** Potential Decrease in Fund Balan			200,000.00-						
02	021570	CORPS PROJECT FUND									
		COPRS PROJECT FUND	02	215700-00000	1,690.00-	02	300620-00000	02	215700-00000	Y	
		** Potential Decrease in Fund Balan			1,690.00-						

Printed on a Xerox 9700 Laser Printing System at the Computing Services Center / Texas A&M University

Form: URGB01 (02/05/85)

CC	Account	Transaction Description	--- Offset --- CC	Account	Amount	-------- Actual Entry --------- ---- From ----- CC	Account	----- To ------ CC	Account	Feed	Mand
02	021574	CADET CORPS AWARDS & TROPHIES *									
		CORPS AWARDS AND TROPHIES	02	215740-00000	8,500.00-	02	300620-00000	02	215740-00000	Y	
		** Potential Decrease in Fund Balan			8,500.00-						
02	021601	DOF IT SERVICES-IMAGING MAINTENA									
		IT SERVICES-IMAGING	02	216010-00000	18,138.00-	02	271280-00000	02	216010-00000	Y	
		IT SERVICES-IMAGING	02	216010-00000	16,850.00-	02	218200-00000	02	216010-00000	Y	
		IT SERVICES-IMAGING	02	216010-00000	12,254.00-	02	215290-00000	02	216010-00000	Y	
		IT SERVICES-IMAGING	02	216010-00000	19,674.00-	02	210410-00000	02	216010-00000	Y	
		IT SERVICES-IMAGING	02	216010-00000	10,594.00-	02	210410-00000	02	216010-00000	Y	
		IT SERVICES-IMAGING-TAMUG	02	216010-00000	12,205.00-	02	210410-00000	02	216010-00000	Y	
		System Shared Services-Imaging	02	216010-00000	21,028.00-	02	203390-00000	02	216010-00000	Y	
		GALV SHARED SERVICES IMAGING	02	216010-00000	28,604.00-	02	203390-00000	02	216010-00000	Y	
		IT SERVICES-IMAGING	02	216010-00000	14,046.00-	02	201050-00000	02	216010-00000	Y	
		** Potential Decrease in Fund Balan			153,393.00-						
02	021608	DISTANCE EDUCATION ACCESS FEE-EN									
		FY19 LNOS CEN	02	216080-00000	385,000.00-	02	204720-00000	02	216080-00000	Y	
		** Potential Decrease in Fund Balan			385,000.00-						
02	021612	TPEG - LAW - RESIDENT									
		FY19 E&G ALLOC-TPEG LAW	02	216120-00000	119,162.00-	02	011176	02	216120-00000	N	
		** Potential Decrease in Fund Balan			119,162.00-						
02	021613	TPEG - LAW - NONRESIDENT									
		FY19 E&G ALLOC-TPEG LAW NR	02	216130-00000	11,178.00-	02	011176	02	216130-00000	N	
		** Potential Decrease in Fund Balan			11,178.00-						
02	021615	WOMEN IN TIME ACCOUNT									
		FY19 BASE BUDGET - WSM	02	216150-00000	6,000.00-	02	206550-00000	02	216150-00000	Y	
		** Potential Decrease in Fund Balan			6,000.00-						
02	021627	TPEG RESIDENT									
		FY19 E&G ALLOC-TPEG RES	02	216270-00000	9,637,539.00-	02	011176	02	216270-00000	N	
		** Potential Decrease in Fund Balan			9,637,539.00-						
02	021628	TPEG NON-RESIDENT									
		FY19 E&G ALLOC-TPEG NR	02	216280-00000	1,104,462.00-	02	011176	02	216280-00000	N	
		** Potential Decrease in Fund Balan			1,104,462.00-						
02	021629	TPEG VET MED RESIDENT									
		FY19 E&G ALLOC-TPEG VET	02	216290-00000	399,921.00-	02	011176	02	216290-00000	N	
		** Potential Decrease in Fund Balan			399,921.00-						
02	021630	TPEG VET MED NON-RESIDENT									
		FY19 E&G ALLOC-TPEG VET NR	02	216300-00000	4,374.00-	02	011176	02	216300-00000	N	
		** Potential Decrease in Fund Balan			4,374.00-						

Printed on a Xerox 9700 Laser Printing System at the Computing Services Center / Texas A&M University

Form: URGB01 (02/05/85)

CC	Account	Transaction Description	--- Offset --- CC	Account	Amount	-------- Actual Entry --------- ---- From ----- CC	Account	----- To ------ CC	Account	Feed	Mand
02	021638	BARNES & NOBLE SCHOLARSHIP FUND									
		FY19 BASE BUDGET - FAID	02	216380-00000	350,000.00-	02	206550-00000	02	216380-00000	Y	
		** Potential Decrease in Fund Balan			350,000.00-						
02	021639	PRESIDENTS SCHOLARS - TAMU									
		FY19 BASE BUDGET - FAID	02	216390-00000	103,000.00-	02	206550-00000	02	216390-00000	Y	
		** Potential Decrease in Fund Balan			103,000.00-						
02	021640	TAMU BOOKSTORE STUDY ABROAD SCHO									
		FY19 BASE BUDGET - FAID	02	216400-00000	15,000.00-	02	206550-00000	02	216400-00000	Y	
		** Potential Decrease in Fund Balan			15,000.00-						
02	021641	COMMANDANT'S-CORPS SCHOLARSHIPS									
		FY19 BOOKSTORE ALLOC-CORPS SCH	02	216410-00000	20,000.00-	02	301170-00000	02	216410-00000	Y	
		FY19 LIC ALLOC-CORPS	02	216410-00000	300,000.00-	02	203810-00000	02	216410-00000	Y	
		FY19 LIC ALLOC-CORPS	02	216410-00000	100,000.00-	02	203810-00000	02	216410-00000	Y	
		** Potential Decrease in Fund Balan			420,000.00-						
02	021664	MSC JORDAN INSTITUTE									
			02	216640-00000	8,254.00	02	216640-00000	02	300460-00000	Y	
		** Potential Increase in Fund Balan			8,254.00						
02	021692	STUDENT FINANCIAL AID									
		Financial Aid	02	216920-00000	26,000.00-	02	218160-00000	02	216920-00000	Y	
		** Potential Decrease in Fund Balan			26,000.00-						
02	021762	SPECIAL CONCESSIONS-PRESIDENT									
		FY19 CONCESS ALLOC	02	217620-00000	400,000.00-	02	217780-00000	02	217620-00000	Y	
		FY19 CONCESS ALLOC-PRES GD	02	217620-10000	150,000.00-	02	217780-00000	02	217620-10000	Y	
		FY19 CONCESS ALLOC-PRES PE	02	217620-20000	120,000.00-	02	217780-00000	02	217620-20000	Y	
		** Potential Decrease in Fund Balan			670,000.00-						
02	021764	SPECIAL CONCESSIONS-PROVOST									
		FY19 CONCESS ALLOC-PROVOST	02	217640-00000	57,000.00-	02	217780-00000	02	217640-00000	Y	
		** Potential Decrease in Fund Balan			57,000.00-						
02	021766	SPECIAL CONCESSIONS-VP STUDENT A									
		FY19 CONCESS ALLOC-VPSS	02	217660-00000	81,450.00-	02	217780-00000	02	217660-00000	Y	
		** Potential Decrease in Fund Balan			81,450.00-						
02	021767	SPECIAL CONCESSIONS-DIRECTOR MAR									
		FY19 CONCESS ALLOC-VPMC	02	217670-00000	25,000.00-	02	217780-00000	02	217670-00000	Y	
		** Potential Decrease in Fund Balan			25,000.00-						
02	021768	SPECIAL CONCESSIONS-PPO									
		FY19 CONCESS ALLOC-EXT AFFAIRS	02	217680-00000	40,000.00-	02	217780-00000	02	217680-00000	Y	
		** Potential Decrease in Fund Balan			40,000.00-						

Printed on a Xerox 9700 Laser Printing System at the Computing Services Center / Texas A&M University

Form: URGB01 (02/05/85)

CC	Account	Transaction Description	Offset CC	Offset Account	Amount	Actual Entry From CC	Actual Entry From Account	Actual Entry To CC	Actual Entry To Account	Feed	Mand
02	021769	SPECIAL CONCESSIONS-COMMANDANT									
		FY19 CONCESS ALLOC-COMMANDANT	02	217690-00000	18,000.00-	02	217780-00000	02	217690-00000	Y	
		** Potential Decrease in Fund Balan			18,000.00-						
02	021772	DEPARTMENTAL OPERATING EXP									
		FY19 BASE BUDGET - PROV	02	217720-00000	98,334.00-	02	206550-00000	02	217720-00000	Y	
		** Potential Decrease in Fund Balan			98,334.00-						
02	021776	SPECIAL CONCESSIONS-RESIDENCE LI									
		XFER TO FUND BUDGET 217760	02	217760-00000	8,000.00-	02	300620-00000	02	217760-00000	Y	
		** Potential Decrease in Fund Balan			8,000.00-						
02	021778	SPECIAL CONCESSIONS-RESERVE									
		FY19 CONCESS ALLOC-VPFN	02	217780-00000	50,000.00	02	217780-00000	02	217810-00000	Y	
		FY19 CONCESS ALLOC-ATHL	02	217780-00000	200,000.00	02	217780-00000	02	300090-00000	Y	
		FY19 CONCESS ALLOC-FAID	02	217780-00000	35,000.00	02	217780-00000	02	217940-00000	Y	
		FY19 CONCESS ALLOC-BAND TRAVEL	02	217780-00000	10,000.00	02	217780-00000	02	218780-00000	Y	
		FY19 CONCESS ALLOC-MUSIC COPY	02	217780-00000	47,000.00	02	217780-00000	02	217930-00000	Y	
		FY19 CONCESS ALLOC-USC	02	217780-00000	10,000.00	02	217780-00000	02	218930-00000	Y	
		FY19 CONCESS ALLOC-VPSS	02	217780-00000	81,450.00	02	217780-00000	02	217660-00000	Y	
		FY19 CONCESS ALLOC-VPMC	02	217780-00000	25,000.00	02	217780-00000	02	217670-00000	Y	
		FY19 CONCESS ALLOC-PRES GD	02	217780-00000	150,000.00	02	217780-00000	02	217620-10000	Y	
		FY19 CONCESS ALLOC-PROVOST	02	217780-00000	57,000.00	02	217780-00000	02	217640-00000	Y	
		FY19 CONCESS ALLOC-EXT AFFAIRS	02	217780-00000	40,000.00	02	217780-00000	02	217680-00000	Y	
		FY19 CONCESS ALLOC-PRES PE	02	217780-00000	120,000.00	02	217780-00000	02	217620-20000	Y	
		FY19 CONCESS ALLOC-COMMANDANT	02	217780-00000	18,000.00	02	217780-00000	02	217690-00000	Y	
		FY19 CONCESS ALLOC-STAFF APPR	02	217780-00000	35,000.00	02	217780-00000	02	200390-00000	Y	
		FY19 CONCESS ALLOC-EDBS	02	217780-00000	21,316.00	02	217780-00000	02	210940-00000	Y	
		FY19 CONCESS ALLOC-STUDENT WEL	02	217780-00000	37,000.00	02	217780-00000	02	211240-00000	Y	
		FY19 CONCESS ALLOC-FAC & GA	02	217780-00000	500,000.00	02	217780-00000	02	206550-00000	Y	
		FY19 CONCESS ALLOC-IDIV	02	217780-00000	10,000.00	02	217780-00000	02	212120-00000	Y	
		FY19 CONCESS ALLOC-TAILGATING	02	217780-00000	200,000.00	02	217780-00000	02	202530-00000	Y	
		FY19 CONCESS ALLOC	02	217780-00000	400,000.00	02	217780-00000	02	217620-00000	Y	
		** Potential Increase in Fund Balan			2,046,766.00						
02	021781	SPECIAL CONCESSIONS-VP FINANCE									
		FY19 CONCESS ALLOC-VPFN	02	217810-00000	50,000.00-	02	217780-00000	02	217810-00000	Y	
		** Potential Decrease in Fund Balan			50,000.00-						
02	021793	MUSIC COPYRIGHT USE FUND									
		FY19 CONCESS ALLOC-MUSIC COPY	02	217930-00000	47,000.00-	02	217780-00000	02	217930-00000	Y	
		** Potential Decrease in Fund Balan			47,000.00-						
02	021794	PEPSI SCHOLARSHIP FUNDS									
		FY19 CONCESS ALLOC-FAID	02	217940-00000	35,000.00-	02	217780-00000	02	217940-00000	Y	
		** Potential Decrease in Fund Balan			35,000.00-						

Printed on a Xerox 9700 Laser Printing System at the Computing Services Center / Texas A&M University

Form: URGB01 (02/05/85)

CC	Account	Transaction Description	--- Offset --- CC	Account	Amount	-------- Actual Entry --------- ---- From ----- CC	Account	----- To ------ CC	Account	Feed	Mand
02	021800	QATAR CAMPUS - CONTRACT MGMT FEE									
		QMF FOR ENGINEERING FY19	02	218000-00000	2,000,000.00	02	218000-00000	02	211440-00000	Y	
		FY19 BASE BUDGET - COSR	02	218000-00000	280,412.00	02	218000-00000	02	202100-00000	Y	
		** Potential Increase in Fund Balan			2,280,412.00						
02	021816	STUDENT FINANCIAL SERVICES REVEN									
		Student Business Services	02	218160-00000	680,000.00	02	218160-00000	02	218200-00000	Y	
		CFO Allocation	02	218160-00000	98,300.00	02	218160-00000	02	201050-00000	Y	
		Financial Aid	02	218160-00000	26,000.00	02	218160-00000	02	216920-00000	Y	
		Controller Allocation	02	218160-00000	143,294.00	02	218160-00000	02	202860-00000	Y	
		Fee Installment Handling	02	218160-00000	210,000.00	02	218160-00000	02	211560-00000	Y	
		Admissions & Records Allocation	02	218160-00000	150,000.00	02	218160-00000	02	201180-00000	Y	
		EIS Support	02	218160-00000	76,500.00	02	218160-00000	02	215240-00000	Y	
		** Potential Increase in Fund Balan			1,384,094.00						
02	021819	PAYROLL SERVICES									
		HSC Operating Costs -Payroll	02	218190-00000	13,760.00-	02	203390-00000	02	218190-00000	Y	
		SYSTEM SHARED SERVICES PAYROLL	02	218190-00000	41,256.00-	02	203390-00000	02	218190-00000	Y	
		TAMUCT SHARED SERVICES PAYROLL	02	218190-00000	38,178.00-	02	203390-00000	02	218190-00000	Y	
		TAMUT SHARED SERVICES PAYROLL	02	218190-00000	33,600.00-	02	203390-00000	02	218190-00000	Y	
		GALV SHARED SERVICES PAYROLL	02	218190-00000	14,222.00-	02	203390-00000	02	218190-00000	Y	
		Replace Auxiliary Assessment	02	218190-00000	50,000.00-	02	202860-00000	02	218190-00000	Y	
		** Potential Decrease in Fund Balan			191,016.00-						
02	021820	STUDENT FINANCIAL SERVICES									
		Fund Swap Galv. Shared Services	02	218200-00000	38,529.00	02	218200-00000	02	202860-00000	Y	
		Aggie Card Allocation-SBS	02	218200-00000	105,000.00-	02	218300-00000	02	218200-00000	Y	
		FMO FEES	02	218200-00000	107,762.00	02	218200-00000	02	210410-00000	Y	
		DAS Accounting Fees	02	218200-00000	36,934.00	02	218200-00000	02	200300-00000	Y	
		IT SERVICES-IMAGING	02	218200-00000	16,850.00	02	218200-00000	02	216010-00000	Y	
		FY19 INV EARNINGS ALLOC	02	218200-00000	35,610.00	02	218200-00000	02	211080-00000	Y	
		IT SERVICES-TIER1/TIER2	02	218200-00000	42,219.00	02	218200-00000	02	218410-00000	Y	
		Student Business Services	02	218200-00000	680,000.00-	02	218160-00000	02	218200-00000	Y	
		GALV SHARED SERVICES SBS	02	218200-00000	97,784.00-	02	203390-00000	02	218200-00000	Y	
		System Shared Services - SBS	02	218200-00000	6,380.00-	02	203390-00000	02	218200-00000	Y	
		** Potential Decrease in Fund Balan			611,260.00-						
02	021830	AGGIE CARD MAINTENANCE REVENUE									
		Aggie Card Allocation-SBS	02	218300-00000	105,000.00	02	218300-00000	02	218200-00000	Y	
		** Potential Increase in Fund Balan			105,000.00						
02	021834	STUDENT FINANCIAL SERVICES									
		FY19 INV EARN-SFSV	02	218340-00000	28,238.00-	02	211080-00000	02	218340-00000	Y	
		** Potential Decrease in Fund Balan			28,238.00-						
02	021841	DOF IT SERVICES-LOCAL									
		IT SERVICES-TIER1/TIER2	02	218410-00000	33,530.00-	02	271290-00000	02	218410-00000	Y	

Printed on a Xerox 9700 Laser Printing System at the Computing Services Center / Texas A&M University

Form: URGB01 (02/05/85)

CC	Account	Transaction Description	--- Offset --- CC	Account	Amount	-------- Actual Entry --------- ---- From ----- CC	Account	----- To ------ CC	Account	Feed	Mand
02	021841	DOF IT SERVICES-LOCAL									
		IT SERVICES-TRAINING ROOMS	02	218410-00000	13,221.00-	02	271290-00000	02	218410-00000	Y	
		IT SERVICES-TIER1/TIER2	02	218410-00000	8,735.00-	02	271290-00000	02	218410-00000	Y	
		IT SERVICES-TIER1/TIER2	02	218410-00000	10,013.00-	02	271280-00000	02	218410-00000	Y	
		IT SERVICES-TIER1/TIER2	02	218410-00000	42,219.00-	02	218200-00000	02	218410-00000	Y	
		IT SERVICES-TIER1/TIER2	02	218410-00000	848.00-	02	215290-00000	02	218410-00000	Y	
		FY19 INV EARN-EDPS	02	218410-00000	96,725.00-	02	211080-00000	02	218410-00000	Y	
		DAS Accounting Fees	02	218410-00000	11,590.00	02	218410-00000	02	200300-00000	Y	
		IT SERVICES-TIER 1/TIER 2	02	218410-00000	15,333.00-	02	210410-00000	02	218410-00000	Y	
		IT SERVICES-TIER1/TIER2	02	218410-00000	15,208.00-	02	210410-00000	02	218410-00000	Y	
		IT SERVICES-TRAINING ROOM	02	218410-00000	6,198.00-	02	210410-00000	02	218410-00000	Y	
		IT SERVICES-TIER1/TIER2-TAMUG	02	218410-00000	6,708.00-	02	210410-00000	02	218410-00000	Y	
		IT SERVICES-TIER1/TIER2	02	218410-00000	1,857.00-	02	210320-00000	02	218410-00000	Y	
		System Shared Services-IT	02	218410-00000	2,312.00-	02	203390-00000	02	218410-00000	Y	
		GALV SHARED SERVICES-IT	02	218410-00000	7,655.00-	02	203390-00000	02	218410-00000	Y	
		IT SERVICES-TIER1/TIER2	02	218410-00000	1,610.00-	02	201060-00000	02	218410-00000	Y	
		IT SERVICES-TIER1/TIER2	02	218410-00000	494.00-	02	201050-00000	02	218410-00000	Y	
		IT SERVICES-TIER1/TIER2	02	218410-00000	7,440.00-	02	200300-00000	02	218410-00000	Y	
		FUND DEFICIT	02	218410-00000	87,705.00-	02	021841	02	218410-00000	Y	
		** Potential Decrease in Fund Balan			346,221.00-						
02	021843	INCOME EQUALIZATION									
		FY19 FUNDING FOR AGGIE BAND	02	218430-00000	1,600,000.00-	02	300090-00000	02	218430-00000	N	
		** Potential Decrease in Fund Balan			1,600,000.00-						
02	021850	FEE INSTALLMENT HANDLING CHARGE									
		Fee Installment Handling Rev.	02	218500-00000	260,000.00	02	218500-00000	02	211560-00000	Y	
		** Potential Increase in Fund Balan			260,000.00						
02	021853	OFFICE OF FACILITIES COORDINATIO									
		FY19 INV EARN-FCOR	02	218530-00000	30,196.00-	02	211080-00000	02	218530-00000	Y	
		** Potential Decrease in Fund Balan			30,196.00-						
02	021856	HUB PROGRAM									
		FY19 INV EARN-HUBS	02	218560-00000	177,154.00-	02	211080-00000	02	218560-00000	Y	
		DAS Accounting Fees	02	218560-00000	5,470.00	02	218560-00000	02	200300-00000	Y	
		** Potential Decrease in Fund Balan			171,684.00-						
02	021863	DISTANCE EDUCATION SUPPORT-BUS A									
		FY19 LNOS CBA	02	218630-00000	70,000.00-	02	204720-00000	02	218630-00000	Y	
		** Potential Decrease in Fund Balan			70,000.00-						
02	021868	DISTANCE EDUCATION SUPPORT-SCIEN									
		MATH	02	218680-00000	100,000.00	02	218680-00000	02	226200-00000	Y	
		STATISTICS	02	218680-00000	1,158,899.00	02	218680-00000	02	225650-00000	Y	
		FY19 LNOS CSC	02	218680-00000	1,258,899.00-	02	204720-00000	02	218680-00000	Y	
		** Potential Decrease in Fund Balan			0.00						

Printed on a Xerox 9700 Laser Printing System at the Computing Services Center / Texas A&M University

Form: URGB01 (02/05/85)

CC	Account	Transaction Description	--- Offset --- CC	Account	Amount	-------- Actual Entry --------- ---- From ----- CC	Account	----- To ------ CC	Account	Feed	Mand
02	021878	AGGIE BAND TRAVEL									
		FY19 FUNDING FOR AGGIE BAND	02	218780-00000	60,000.00-	02	300090-00000	02	218780-00000	N	
		FY19 CONCESS ALLOC-BAND TRAVEL	02	218780-00000	10,000.00-	02	217780-00000	02	218780-00000	Y	
		FY19 INV EARN-BAND	02	218780-00000	100,000.00-	02	211080-00000	02	218780-00000	Y	
		** Potential Decrease in Fund Balan			170,000.00-						
02	021893	SPECIAL CONCESSIONS - USC									
		FY19 CONCESS ALLOC-USC	02	218930-00000	10,000.00-	02	217780-00000	02	218930-00000	Y	
		** Potential Decrease in Fund Balan			10,000.00-						
02	021908	MAYS MASTERS' PROGRAM FEE									
		FY19 ALLOCATION	02	219080-00000	1,796,733.00	02	219080-00000	02	203680-00000	Y	
		** Potential Increase in Fund Balan			1,796,733.00						
02	021910	MAYS MBA PROGRAM FEE									
		FY19 ALLOCATION	02	219100-00000	15,500.00	02	219100-00000	02	219110-00000	Y	
		** Potential Increase in Fund Balan			15,500.00						
02	021911	COMMUNICATION LAB SUPPORT									
		FY19 ALLOCATION	02	219110-00000	15,500.00-	02	219100-00000	02	219110-00000	Y	
		** Potential Decrease in Fund Balan			15,500.00-						
02	021973	SUMMER CAMPS									
		FY19 INV EARN-CAMPS	02	219730-00000	29,876.00-	02	211080-00000	02	219730-00000	Y	
		** Potential Decrease in Fund Balan			29,876.00-						
02	021975	RESOURCE ALLOCATION PROGRAM									
		FY19 INV EARN-RES ALLOCATION	02	219750-00000	72,635.00-	02	211080-00000	02	219750-00000	Y	
		** Potential Decrease in Fund Balan			72,635.00-						
02	022030	FACULTY SENATE CONCESSIONS									
		FY19 BASE BUDGET - FACS	02	220300-00000	3,500.00-	02	206550-00000	02	220300-00000	Y	
		** Potential Decrease in Fund Balan			3,500.00-						
02	022110	CLBA - COLLEGE ADVANCEMENT FEE									
		FY2019 ALLOCATION	02	221100-00000	215,000.00	02	221100-00000	02	221111-00000	Y	
		** Potential Increase in Fund Balan			215,000.00						
02	022111	CLBA - COLLEGE ADVANCEMENT FEE									
		FY2019 ALLOCATION	02	221111-00000	215,000.00-	02	221100-00000	02	221111-00000	Y	
		** Potential Decrease in Fund Balan			215,000.00-						
02	022141	CLGE - COLLEGE ADVANCEMENT FEE									
		FY19 LNOS CGE	02	221413-00000	61,000.00-	02	204720-00000	02	221413-00000	Y	
		** Potential Decrease in Fund Balan			61,000.00-						
02	022565	OUT OF STATE DIST ED FEE-STATIST									
		STATISTICS	02	225650-00000	1,158,899.00-	02	218680-00000	02	225650-00000	Y	
		** Potential Decrease in Fund Balan			1,158,899.00-						

Printed on a Xerox 9700 Laser Printing System at the Computing Services Center / Texas A&M University

Form: URGB01 (02/05/85)

CC	Account	Transaction Description	--- Offset --- CC	Account	Amount	-------- Actual Entry --------- ---- From ----- CC	Account	----- To ------ CC	Account	Feed	Mand
02	022572	DISTANCE INSTRUCT ENH/EQUIP - CL									
		FY19 LNOS CED	02	225720-00000	457,000.00-	02	204720-00000	02	225720-00000	Y	
		** Potential Decrease in Fund Balan			457,000.00-						
02	022599	BUSH SCHOOL DE-OSNR FEE									
		FY19 LNOS CBU	02	225990-00000	168,265.00-	02	204720-00000	02	225990-00000	Y	
		** Potential Decrease in Fund Balan			168,265.00-						
02	022606	DISTANCE EDUCATION									
		FY19 LNOS CAG	02	226060-00000	180,000.00-	02	204720-00000	02	226060-00000	Y	
		** Potential Decrease in Fund Balan			180,000.00-						
02	022620	DIST ED FEE - OUT-OF-STATE MATH									
		MATH	02	226200-00000	100,000.00-	02	218680-00000	02	226200-00000	Y	
		** Potential Decrease in Fund Balan			100,000.00-						
02	023000	IDC FUNDS									
			02	230001-00000	13,475,000.00	02	230001-00000	02	230011-00000	Y	
			02	230002-00000	750,000.00	02	230002-00000	02	230011-00000	Y	
			02	230003-00000	2,100,000.00	02	230003-00000	02	230011-00000	Y	
			02	230004-00000	2,161,556.00	02	230004-00000	02	230260-00000	Y	
			02	230004-00000	1,346,649.00	02	230004-00000	02	230261-00000	Y	
			02	230004-00000	1,226,297.00	02	230004-00000	02	230011-00000	Y	
			02	230011-00000	13,475,000.00-	02	230001-00000	02	230011-00000	Y	
			02	230011-00000	350,103.00	02	230011-00000	02	230170-00000	Y	
			02	230011-00000	750,000.00-	02	230002-00000	02	230011-00000	Y	
			02	230011-00000	300,000.00	02	230011-00000	02	230014-00000	Y	
			02	230011-00000	1,226,297.00-	02	230004-00000	02	230011-00000	Y	
			02	230011-00000	2,100,000.00-	02	230003-00000	02	230011-00000	Y	
			02	230011-00000	1,237,823.00	02	230011-00000	02	230027-00000	Y	
			02	230014-00000	300,000.00-	02	230011-00000	02	230014-00000	Y	
			02	230027-00000	1,237,823.00-	02	230011-00000	02	230027-00000	Y	
			02	230170-00000	350,103.00-	02	230011-00000	02	230170-00000	Y	
			02	230260-00000	2,161,556.00-	02	230004-00000	02	230260-00000	Y	
			02	230261-00000	1,346,649.00-	02	230004-00000	02	230261-00000	Y	
		** Potential Decrease in Fund Balan			0.00						
02	023700	UNIV ADV FEE REVENUE									
		FY19 UAF ALLOC-VPFN	02	237000-00000	287,282.00	02	237000-00000	02	237272-00000	Y	
		FY19 UAF ALLOC-BLDG MAINT	02	237000-00000	1,500,000.00	02	237000-00000	02	237313-00000	Y	
		FY19 UAF ALLOC-PATT	02	237000-00000	8,973,828.00	02	237000-00000	02	337001-00000	Y	
		FY19 UAF ALLOC-DATA	02	237000-00000	3,342,000.00	02	237000-00000	02	237311-00000	Y	
		FY19 UAF ALLOC-APCI	02	237000-00000	20,820,902.00	02	237000-00000	02	237013-00000	Y	
		FY19 UAF ALLOC-VPSS	02	237000-00000	18,965,016.00	02	237000-00000	02	237121-00000	Y	
		FY19 UAF ALLOC-SUSTAINABILITY	02	237000-00000	68,000.00	02	237000-00000	02	237195-00000	Y	
		FY19 UAF ALLOC-CSCN	02	237000-00000	72,023.00	02	237000-00000	02	237173-00000	Y	
		FY19 UAF ALLOC-CUST	02	237000-00000	10,018,358.00	02	237000-00000	02	237161-00000	Y	

Printed on a Xerox 9700 Laser Printing System at the Computing Services Center / Texas A&M University

Form: URGB01 (02/05/85)

CC	Account	Transaction Description	--- Offset --- CC	Account	Amount	-------- Actual Entry --------- ---- From ----- CC	Account	----- To ------ CC	Account	Feed	Mand
02	023700	UNIV ADV FEE REVENUE									
		FY19 UAF ALLOC-LANDS	02	237000-00000	2,393,489.00	02	237000-00000	02	237160-00000	Y	
		FY19 UAF ALLOC-BLDG	02	237000-00000	20,153,663.00	02	237000-00000	02	237153-00000	Y	
		FY19 UAF ALLOC-CONTINGENCY	02	237000-00000	3,871,879.00	02	237000-00000	02	237148-00000	Y	
		FY19 UAF ALLOC-UTIL	02	237000-00000	41,917,775.00	02	237000-00000	02	237095-00000	Y	
		FY19 UAF ALLOC-DEBT SERVICE	02	237000-00000	5,716,418.00	02	237000-00000	02	023799	Y	
		FY19 UAF ALLOC-AA	02	237000-00000	14,967,329.00	02	237000-00000	02	237010-00000	Y	
		FY19 UAF ALLOC-INTL EDUC FEE	02	237000-00000	163,658.00	02	237000-00000	02	023700	Y	
		FY19 UAF ALLOC-SUST	02	237000-00000	178,654.00	02	237000-00000	02	237101-00000	Y	
		FY19 UAF ALLOC-SFSV	02	237000-00000	149,726.00	02	237000-00000	02	237082-00000	Y	
		** Potential Increase in Fund Balan			153,560,000.00						
02	023701	UNIV ADV FEE									
		FY19 BASE BUDGET - AABS	02	237001-00000	262,870.00-	02	237010-00000	02	237001-00000	Y	
		FY19 BASE BUDGET - ACAD	02	237002-00000	675,935.00-	02	237010-00000	02	237002-00000	Y	
		FY19 BASE BUDGET - REGI	02	237004-00000	227,287.00-	02	237010-00000	02	237004-00000	Y	
		FY19 BASE BUDGET - AABS	02	237010-00000	262,870.00	02	237010-00000	02	237001-00000	Y	
		FY19 BASE BUDGET - CARC	02	237010-00000	2,930,138.00	02	237010-00000	02	237021-00000	Y	
		FY19 BASE BUDGET - APHU	02	237010-00000	523,654.00	02	237010-00000	02	237014-00000	Y	
		FY19 BASE BUDGET - ACAD	02	237010-00000	675,935.00	02	237010-00000	02	237002-00000	Y	
		FY19 BASE BUDGET - REGI	02	237010-00000	227,287.00	02	237010-00000	02	237004-00000	Y	
		FY19 UAF ALLOC-AA	02	237010-00000	14,967,329.00-	02	237000-00000	02	237010-00000	Y	
		FY19 BASE BUDGET - FAID	02	237010-00000	217,392.00	02	237010-00000	02	237150-00000	Y	
		FY19 BASE BUDGET - GRST	02	237010-00000	139,996.00	02	237010-00000	02	237178-00000	Y	
		FY19 BASE BUDGET - AHSO	02	237010-00000	97,786.00	02	237010-00000	02	237175-00000	Y	
		FY19 BASE BUDGET - AVPA	02	237010-00000	144,675.00	02	237010-00000	02	237176-00000	Y	
		FY19 BASE BUDGET - OAL	02	237010-00000	3,398,311.00	02	237010-00000	02	237304-00000	Y	
		FY19 BASE BUDGET - AST	02	237010-00000	279,526.00	02	237010-00000	02	237155-00000	Y	
		FY19 BASE BUDGET - PPO	02	237010-00000	225,000.00	02	237010-00000	02	237177-00000	Y	
		FY19 BASE BUDGET - APAA	02	237010-00000	6,000.00	02	237010-00000	02	237268-00000	Y	
		FY19 BASE BUDGET - SABR	02	237010-00000	159,493.00	02	237010-00000	02	237076-00000	Y	
		FY19 BASE BUDGET - IDIV	02	237010-00000	136,574.00	02	237010-00000	02	237106-00000	Y	
		FY19 BASE BUDGET - PROV	02	237010-00000	253,586.00	02	237010-00000	02	237071-00000	Y	
		FY19 BASE BUDGET - ASC	02	237010-00000	1,032,312.00	02	237010-00000	02	237107-00000	Y	
		FY19 BASE BUDGET - SFAOP	02	237010-00000	445,513.00	02	237010-00000	02	237081-00000	Y	
		FY19 BASE BUDGET - ISS	02	237010-00000	86,557.00	02	237010-00000	02	237103-00000	Y	
		FY19 BASE BUDGET - ITAS	02	237010-00000	1,157,114.00	02	237010-00000	02	237054-00000	Y	
		FY19 BASE BUDGET - FAID	02	237010-00000	55,371.00	02	237010-00000	02	237149-00000	Y	
		FY19 BASE BUDGET - UHON	02	237010-00000	1,393,345.00	02	237010-00000	02	237088-00000	Y	
		FY19 BASE BUDGET - UWC	02	237010-00000	1,118,894.00	02	237010-00000	02	237090-00000	Y	
		FY2019 UAF ALLOCATION	02	237013-00000	529,204.00	02	237013-00000	02	237173-00000	Y	
		FY19 UAF ALLOC-APCI	02	237013-00000	20,820,902.00-	02	237000-00000	02	237013-00000	Y	
		FY19 BASE BUDGET - APHU	02	237014-00000	523,654.00-	02	237010-00000	02	237014-00000	Y	
		STUDENT HEALTH CENTER	02	237017-00000	2,200.00-	02	237121-00000	02	237017-00000	Y	
		FY19 BASE BUDGET - CARC	02	237021-00000	2,930,138.00-	02	237010-00000	02	237021-00000	Y	
		COMMANDANT	02	237022-00000	467,320.00-	02	237121-00000	02	237022-00000	Y	
		DIVISION IT	02	237036-00000	1,828,445.00-	02	237121-00000	02	237036-00000	Y	

Printed on a Xerox 9700 Laser Printing System at the Computing Services Center / Texas A&M University

Form: URGB01 (02/05/85)

CC	Account	Transaction Description	--- Offset --- CC	Account	Amount	-------- Actual Entry --------- ---- From ----- CC	Account	----- To ------ CC	Account	Feed	Mand
02	023701	UNIV ADV FEE									
		DISABILITY SERVICES	02	237037-00000	802,889.00-	02	237121-00000	02	237037-00000	Y	
		FY19 BASE BUDGET - ITAS	02	237054-00000	1,157,114.00-	02	237010-00000	02	237054-00000	Y	
		MSC	02	237062-00000	2,618,575.00-	02	237121-00000	02	237062-00000	Y	
		MULTICULTURAL SERVICES	02	237063-00000	1,136,670.00-	02	237121-00000	02	237063-00000	Y	
		FY19 BASE BUDGET - PROV	02	237071-00000	253,586.00-	02	237010-00000	02	237071-00000	Y	
		REC SPORTS	02	237075-00000	3,677.00-	02	237121-00000	02	237075-00000	Y	
		FY19 BASE BUDGET - SABR	02	237076-00000	159,493.00-	02	237010-00000	02	237076-00000	Y	
		STUDENT ACTIVITIES	02	237077-00000	2,450,875.00-	02	237121-00000	02	237077-00000	Y	
		STUDENT COUNSELING	02	237079-00000	4,029,601.00-	02	237121-00000	02	237079-00000	Y	
		FY19 BASE BUDGET - SFAOP	02	237081-00000	445,513.00-	02	237010-00000	02	237081-00000	Y	
		FY19 UAF ALLOC-SFSV	02	237082-00000	149,726.00-	02	237000-00000	02	237082-00000	Y	
		STUDENT LIFE	02	237084-00000	1,602,120.00-	02	237121-00000	02	237084-00000	Y	
		STUDENT LIFE STUDIES	02	237085-00000	340,841.00-	02	237121-00000	02	237085-00000	Y	
		UNIVERSITY ARTS	02	237087-00000	268,642.00-	02	237121-00000	02	237087-00000	Y	
			02	237088-00000	2,000.00	02	237088-00000	02	237088-80012	Y	
			02	237088-00000	2,000.00	02	237088-00000	02	237088-80011	Y	
			02	237088-00000	4,000.00	02	237088-00000	02	237088-80013	Y	
			02	237088-00000	4,000.00	02	237088-00000	02	237088-80016	Y	
			02	237088-00000	2,000.00	02	237088-00000	02	237088-80010	Y	
			02	237088-00000	1,000.00	02	237088-00000	02	237088-80014	Y	
			02	237088-00000	2,000.00	02	237088-00000	02	237088-80015	Y	
			02	237088-00000	15,000.00	02	237088-00000	02	237088-70003	Y	
			02	237088-00000	2,000.00	02	237088-00000	02	237088-80009	Y	
			02	237088-00000	4,000.00	02	237088-00000	02	237088-80004	Y	
			02	237088-00000	2,000.00	02	237088-00000	02	237088-80001	Y	
			02	237088-00000	2,000.00	02	237088-00000	02	237088-80007	Y	
			02	237088-00000	2,000.00	02	237088-00000	02	237088-80002	Y	
			02	237088-00000	6,000.00	02	237088-00000	02	237088-80006	Y	
			02	237088-00000	1,000.00	02	237088-00000	02	237088-70004	Y	
			02	237088-00000	2,000.00	02	237088-00000	02	237088-80008	Y	
			02	237088-00000	2,000.00	02	237088-00000	02	237088-80003	Y	
			02	237088-00000	2,000.00	02	237088-00000	02	237088-80005	Y	
			02	237088-00000	14,000.00	02	237088-00000	02	237088-10000	Y	
			02	237088-00000	16,000.00	02	237088-00000	02	237088-31001	Y	
			02	237088-00000	8,000.00	02	237088-00000	02	237088-36000	Y	
			02	237088-00000	6,000.00	02	237088-00000	02	237088-31000	Y	
			02	237088-00000	3,000.00	02	237088-00000	02	237088-38000	Y	
			02	237088-00000	1,000.00	02	237088-00000	02	237088-31003	Y	
			02	237088-00000	2,000.00	02	237088-00000	02	237088-35000	Y	
			02	237088-00000	14,000.00	02	237088-00000	02	237088-30000	Y	
			02	237088-00000	40,000.00	02	237088-00000	02	237088-70000	Y	
			02	237088-00000	11,000.00	02	237088-00000	02	237088-33000	Y	
			02	237088-00000	3,000.00	02	237088-00000	02	237088-34000	Y	
			02	237088-00000	64,500.00	02	237088-00000	02	237088-09000	Y	
			02	237088-00000	8,000.00	02	237088-00000	02	237088-21000	Y	
			02	237088-00000	1,000.00	02	237088-00000	02	237088-28400	Y	

Printed on a Xerox 9700 Laser Printing System at the Computing Services Center / Texas A&M University

Form: URGB01 (02/05/85)

CC	Account	Transaction Description	Offset CC	Offset Account	Amount	Actual Entry From CC	Actual Entry From Account	Actual Entry To CC	Actual Entry To Account	Feed	Mand
02	023701	UNIV ADV FEE									
			02	237088-00000	1,500.00	02	237088-00000	02	237088-25000	Y	
			02	237088-00000	1,500.00	02	237088-00000	02	237088-23001	Y	
			02	237088-00000	1,000.00	02	237088-00000	02	237088-28200	Y	
			02	237088-00000	500.00	02	237088-00000	02	237088-24000	Y	
			02	237088-00000	1,000.00	02	237088-00000	02	237088-28100	Y	
			02	237088-00000	4,500.00	02	237088-00000	02	237088-23000	Y	
			02	237088-00000	1,000.00	02	237088-00000	02	237088-28300	Y	
			02	237088-00000	80,000.00	02	237088-00000	02	237088-24001	Y	
			02	237088-00000	9,500.00	02	237088-00000	02	237088-27000	Y	
			02	237088-00000	10,000.00	02	237088-00000	02	237088-10004	Y	
			02	237088-00000	1,000.00	02	237088-00000	02	237088-15000	Y	
			02	237088-00000	15,000.00	02	237088-00000	02	237088-10003	Y	
			02	237088-00000	6,500.00	02	237088-00000	02	237088-16000	Y	
			02	237088-00000	2,000.00	02	237088-00000	02	237088-11000	Y	
			02	237088-00000	2,000.00	02	237088-00000	02	237088-14000	Y	
			02	237088-00000	9,000.00	02	237088-00000	02	237088-10002	Y	
			02	237088-00000	9,000.00	02	237088-00000	02	237088-20000	Y	
			02	237088-00000	2,000.00	02	237088-00000	02	237088-12000	Y	
			02	237088-00000	2,000.00	02	237088-00000	02	237088-13000	Y	
		FY19 BASE BUDGET - UHON	02	237088-00000	1,393,345.00-	02	237010-00000	02	237088-00000	Y	
			02	237088-09000	64,500.00-	02	237088-00000	02	237088-09000	Y	
			02	237088-10000	14,000.00-	02	237088-00000	02	237088-10000	Y	
			02	237088-10002	9,000.00-	02	237088-00000	02	237088-10002	Y	
			02	237088-10003	15,000.00-	02	237088-00000	02	237088-10003	Y	
			02	237088-10004	10,000.00-	02	237088-00000	02	237088-10004	Y	
			02	237088-11000	2,000.00-	02	237088-00000	02	237088-11000	Y	
			02	237088-12000	2,000.00-	02	237088-00000	02	237088-12000	Y	
			02	237088-13000	2,000.00-	02	237088-00000	02	237088-13000	Y	
			02	237088-14000	2,000.00-	02	237088-00000	02	237088-14000	Y	
			02	237088-15000	1,000.00-	02	237088-00000	02	237088-15000	Y	
			02	237088-16000	6,500.00-	02	237088-00000	02	237088-16000	Y	
			02	237088-20000	9,000.00-	02	237088-00000	02	237088-20000	Y	
			02	237088-21000	8,000.00-	02	237088-00000	02	237088-21000	Y	
			02	237088-23000	4,500.00-	02	237088-00000	02	237088-23000	Y	
			02	237088-23001	1,500.00-	02	237088-00000	02	237088-23001	Y	
			02	237088-24000	500.00-	02	237088-00000	02	237088-24000	Y	
			02	237088-24001	80,000.00-	02	237088-00000	02	237088-24001	Y	
			02	237088-25000	1,500.00-	02	237088-00000	02	237088-25000	Y	
			02	237088-27000	9,500.00-	02	237088-00000	02	237088-27000	Y	
			02	237088-28100	1,000.00-	02	237088-00000	02	237088-28100	Y	
			02	237088-28200	1,000.00-	02	237088-00000	02	237088-28200	Y	
			02	237088-28300	1,000.00-	02	237088-00000	02	237088-28300	Y	
			02	237088-28400	1,000.00-	02	237088-00000	02	237088-28400	Y	
			02	237088-30000	14,000.00-	02	237088-00000	02	237088-30000	Y	
			02	237088-31000	6,000.00-	02	237088-00000	02	237088-31000	Y	
			02	237088-31001	16,000.00-	02	237088-00000	02	237088-31001	Y	

Printed on a Xerox 9700 Laser Printing System at the Computing Services Center / Texas A&M University

Form: URGB01 (02/05/85)

CC	Account	Transaction Description	Offset CC	Offset Account	Amount	Actual Entry From CC	Actual Entry From Account	Actual Entry To CC	Actual Entry To Account	Feed	Mand
02	023701	UNIV ADV FEE									
			02	237088-31003	1,000.00-	02	237088-00000	02	237088-31003	Y	
			02	237088-33000	11,000.00-	02	237088-00000	02	237088-33000	Y	
			02	237088-34000	3,000.00-	02	237088-00000	02	237088-34000	Y	
			02	237088-35000	2,000.00-	02	237088-00000	02	237088-35000	Y	
			02	237088-36000	8,000.00-	02	237088-00000	02	237088-36000	Y	
			02	237088-38000	3,000.00-	02	237088-00000	02	237088-38000	Y	
			02	237088-70000	40,000.00-	02	237088-00000	02	237088-70000	Y	
			02	237088-70003	15,000.00-	02	237088-00000	02	237088-70003	Y	
			02	237088-70004	1,000.00-	02	237088-00000	02	237088-70004	Y	
			02	237088-80001	2,000.00-	02	237088-00000	02	237088-80001	Y	
			02	237088-80002	2,000.00-	02	237088-00000	02	237088-80002	Y	
			02	237088-80003	2,000.00-	02	237088-00000	02	237088-80003	Y	
			02	237088-80004	4,000.00-	02	237088-00000	02	237088-80004	Y	
			02	237088-80005	2,000.00-	02	237088-00000	02	237088-80005	Y	
			02	237088-80006	6,000.00-	02	237088-00000	02	237088-80006	Y	
			02	237088-80007	2,000.00-	02	237088-00000	02	237088-80007	Y	
			02	237088-80008	2,000.00-	02	237088-00000	02	237088-80008	Y	
			02	237088-80009	2,000.00-	02	237088-00000	02	237088-80009	Y	
			02	237088-80010	2,000.00-	02	237088-00000	02	237088-80010	Y	
			02	237088-80011	2,000.00-	02	237088-00000	02	237088-80011	Y	
			02	237088-80012	2,000.00-	02	237088-00000	02	237088-80012	Y	
			02	237088-80013	4,000.00-	02	237088-00000	02	237088-80013	Y	
			02	237088-80014	1,000.00-	02	237088-00000	02	237088-80014	Y	
			02	237088-80015	2,000.00-	02	237088-00000	02	237088-80015	Y	
			02	237088-80016	4,000.00-	02	237088-00000	02	237088-80016	Y	
		FY19 BASE BUDGET - UWC	02	237090-00000	1,118,894.00-	02	237010-00000	02	237090-00000	Y	
		VP STUDENT AFFAIRS	02	237092-00000	454,369.00-	02	237121-00000	02	237092-00000	Y	
		CHILDREN'S CENTER	02	237094-00000	140,421.00-	02	237121-00000	02	237094-00000	Y	
		FY19 UAF ALLOC-UTIL	02	237095-00000	41,917,775.00-	02	237000-00000	02	237095-00000	Y	
		MUSIC ACTIVITIES-CHORAL	02	237096-00000	482,619.00-	02	237121-00000	02	237096-00000	Y	
		MUSIC ACTIVITIES-BANDS	02	237097-00000	341,644.00-	02	237121-00000	02	237097-00000	Y	
		STUDENT MEDIA	02	237098-00000	22,000.00-	02	237121-00000	02	237098-00000	Y	
		STUDENT ORG FINANCE CTR	02	237099-00000	464,668.00-	02	237121-00000	02	237099-00000	Y	
		STUDENT GOVERNMENT	02	237100-00000	417,699.00-	02	237121-00000	02	237100-00000	Y	
		FY19 UAF ALLOC-SUST	02	237101-00000	178,654.00-	02	237000-00000	02	237101-00000	Y	
		AGF PUBLICITY	02	237101-00000	2,850.00	02	237101-00000	02	237198-00000	Y	
		AGF MICROGRANT	02	237101-00000	10,000.00	02	237101-00000	02	237332-00000	Y	
		FY19 BASE BUDGET - ISS	02	237103-00000	86,557.00-	02	237010-00000	02	237103-00000	Y	
		FY19 BASE BUDGET - IDIV	02	237106-00000	136,574.00-	02	237010-00000	02	237106-00000	Y	
		FY19 BASE BUDGET - ASC	02	237107-00000	1,032,312.00-	02	237010-00000	02	237107-00000	Y	
		OMBUDSMAN	02	237118-00000	15,000.00	02	237118-00000	02	237178-00000	Y	
		GRAD & PROF STUDENT COUNCIL	02	237118-00000	99,588.00-	02	237121-00000	02	237118-00000	Y	
		VP STUDENT AFFAIRS	02	237121-00000	454,369.00	02	237121-00000	02	237092-00000	Y	
		GRAD & PROF STUDENT COUNCIL	02	237121-00000	99,588.00	02	237121-00000	02	237118-00000	Y	
		MUSIC ACTIVITIES-CHORAL	02	237121-00000	482,619.00	02	237121-00000	02	237096-00000	Y	
		STUDENT ORG FINANCE CTR	02	237121-00000	464,668.00	02	237121-00000	02	237099-00000	Y	

Printed on a Xerox 9700 Laser Printing System at the Computing Services Center / Texas A&M University

Form: URGB01 (02/05/85)

CC	Account	Transaction Description	Offset CC	Offset Account	Amount	Actual Entry From CC	Actual Entry From Account	Actual Entry To CC	Actual Entry To Account	Feed	Mand
02	023701	UNIV ADV FEE									
		CHILDREN'S CENTER	02	237121-00000	140,421.00	02	237121-00000	02	237094-00000	Y	
		STUDENT GOVERNMENT	02	237121-00000	417,699.00	02	237121-00000	02	237100-00000	Y	
		UNIVERSITY ARTS	02	237121-00000	268,642.00	02	237121-00000	02	237087-00000	Y	
		VETERAN RESOURCE SUPPORT CTR	02	237121-00000	289,047.00	02	237121-00000	02	237181-00000	Y	
		MUSIC ACTIVITIES-BANDS	02	237121-00000	341,644.00	02	237121-00000	02	237097-00000	Y	
		STUDENT MEDIA	02	237121-00000	22,000.00	02	237121-00000	02	237098-00000	Y	
		FY19 UAF ALLOC-VPSS	02	237121-00000	18,965,016.00-	02	237000-00000	02	237121-00000	Y	
		DSA MARCOMM	02	237121-00000	13,014.00	02	237121-00000	02	237314-00000	Y	
		WELLNESS/PROF DEVELOPMENT	02	237121-00000	132,070.00	02	237121-00000	02	237320-00000	Y	
		COMMANDANT	02	237121-00000	467,320.00	02	237121-00000	02	237022-00000	Y	
		STUDENT LIFE	02	237121-00000	1,602,120.00	02	237121-00000	02	237084-00000	Y	
		MSC	02	237121-00000	2,618,575.00	02	237121-00000	02	237062-00000	Y	
		REC SPORTS	02	237121-00000	3,677.00	02	237121-00000	02	237075-00000	Y	
		DISABILITY SERVICES	02	237121-00000	802,889.00	02	237121-00000	02	237037-00000	Y	
		STUDENT ACTIVITIES	02	237121-00000	2,450,875.00	02	237121-00000	02	237077-00000	Y	
		DIVISION IT	02	237121-00000	1,828,445.00	02	237121-00000	02	237036-00000	Y	
		STUDENT COUNSELING	02	237121-00000	4,029,601.00	02	237121-00000	02	237079-00000	Y	
		STUDENT HEALTH CENTER	02	237121-00000	2,200.00	02	237121-00000	02	237017-00000	Y	
		STUDENT LIFE STUDIES	02	237121-00000	340,841.00	02	237121-00000	02	237085-00000	Y	
		MULTICULTURAL SERVICES	02	237121-00000	1,136,670.00	02	237121-00000	02	237063-00000	Y	
		FY19 UAF ALLOC-CONTINGENCY	02	237148-00000	3,871,879.00-	02	237000-00000	02	237148-00000	Y	
		FY19 BASE BUDGET - FAID	02	237149-00000	55,371.00-	02	237010-00000	02	237149-00000	Y	
		FY19 BASE BUDGET - FAID	02	237150-00000	217,392.00-	02	237010-00000	02	237150-00000	Y	
		FY19 UAF ALLOC-BLDG	02	237153-00000	20,153,663.00-	02	237000-00000	02	237153-00000	Y	
		FY19 BASE BUDGET - AST	02	237155-00000	279,526.00-	02	237010-00000	02	237155-00000	Y	
		FY19 UAF ALLOC-LANDS	02	237160-00000	2,393,489.00-	02	237000-00000	02	237160-00000	Y	
		FY19 UAF ALLOC-CUST	02	237161-00000	10,018,358.00-	02	237000-00000	02	237161-00000	Y	
		FY19 UAF ALLOC-CSCN	02	237173-00000	72,023.00-	02	237000-00000	02	237173-00000	Y	
		FY2019 UAF ALLOCATION	02	237173-00000	529,204.00-	02	237013-00000	02	237173-00000	Y	
		FY19 BASE BUDGET - AHSO	02	237175-00000	97,786.00-	02	237010-00000	02	237175-00000	Y	
		FY19 BASE BUDGET - AVPA	02	237176-00000	144,675.00-	02	237010-00000	02	237176-00000	Y	
		FY19 BASE BUDGET - PPO	02	237177-00000	225,000.00-	02	237010-00000	02	237177-00000	Y	
		FY19 BASE BUDGET - GRST	02	237178-00000	139,996.00-	02	237010-00000	02	237178-00000	Y	
		OMBUDSMAN	02	237178-00000	15,000.00-	02	237118-00000	02	237178-00000	Y	
		VETERAN RESOURCE SUPPORT CTR	02	237181-00000	289,047.00-	02	237121-00000	02	237181-00000	Y	
		FY19 UAF ALLOC-SUSTAINABILITY	02	237195-00000	68,000.00-	02	237000-00000	02	237195-00000	Y	
		AGF PUBLICITY	02	237198-00000	2,850.00-	02	237101-00000	02	237198-00000	Y	
		FY19 BASE BUDGET - APAA	02	237268-00000	6,000.00-	02	237010-00000	02	237268-00000	Y	
		FY19 UAF ALLOC-VPFN	02	237272-00000	287,282.00-	02	237000-00000	02	237272-00000	Y	
		FY19 BASE BUDGET - OAL	02	237304-00000	3,398,311.00-	02	237010-00000	02	237304-00000	Y	
		FY19 UAF ALLOC-DATA	02	237311-00000	3,342,000.00-	02	237000-00000	02	237311-00000	Y	
		FY19 DEBT SERVICE	02	237311-00000	2,070,776.00	02	237311-00000	02	023701	Y	
		FY19 UAF ALLOC-BLDG MAINT	02	237313-00000	1,500,000.00-	02	237000-00000	02	237313-00000	Y	
		DSA MARCOMM	02	237314-00000	13,014.00-	02	237121-00000	02	237314-00000	Y	
		STAFF DEVELOPMENT TEAM	02	237320-00000	15,000.00	02	237320-00000	02	237321-00000	Y	
		WELLNESS/PROF DEVELOPMENT	02	237320-00000	132,070.00-	02	237121-00000	02	237320-00000	Y	

Printed on a Xerox 9700 Laser Printing System at the Computing Services Center / Texas A&M University

Form: URGB01 (02/05/85)

CC	Account	Transaction Description	--- Offset --- CC	Account	Amount	-------- Actual Entry --------- ---- From ----- CC	Account	----- To ------ CC	Account	Feed	Mand
02	023701	UNIV ADV FEE									
		STAFF DEVELOPMENT TEAM	02	237321-00000	15,000.00-	02	237320-00000	02	237321-00000	Y	
		AGF MICROGRANT	02	237332-00000	10,000.00-	02	237101-00000	02	237332-00000	Y	
		** Potential Decrease in Fund Balan			136,635,320.00-						
02	023800	DT - CAPITAL									
		FY19 REV-DT CAPITAL	02	238000-00000	23,989,702.00	02	238000-00000	02	024000	N	
		** Potential Increase in Fund Balan			23,989,702.00						
02	023801	DT - OPERATING									
		FY19 REV-DT	02	238010-00000	248,713,216.00	02	238010-00000	02	024000	Y	
		** Potential Increase in Fund Balan			248,713,216.00						
02	023802	DIFFERENTIAL TUITION NON-RESIDEN									
		FY19 REV-DIFF TUI NR	02	238020-00000	12,000,000.00	02	238020-00000	02	024000	Y	
		** Potential Increase in Fund Balan			12,000,000.00						
02	023810	DIFFERENTIAL TUITION MAYS BUSINE									
		DIFFERENTIAL TUITION - CL	02	238100-00000	5,019,790.00	02	238100-00000	02	239001-00000	Y	
		DIFF TUITION SET ASIDE	02	238100-00000	885,845.00	02	238100-00000	02	239099-00000	Y	
		** Potential Increase in Fund Balan			5,905,635.00						
02	023811	DIFFERENTIAL TUITION DE - BUSH									
		DIFF TUITION SET ASIDE	02	238110-00000	143,280.00	02	238110-00000	02	239097-00000	Y	
		DIFFERENTIAL TUITION - DE	02	238110-00000	1,047,321.00	02	238110-00000	02	239034-00000	Y	
		** Potential Increase in Fund Balan			1,190,601.00						
02	023813	DIFFERENTIAL TUITION DE - CLEN									
		DIFFERENTIAL TUITION - DE	02	238130-00000	385,500.00	02	238130-00000	02	239112-00000	Y	
		DIFFERENTIAL TUITION - DE	02	238130-00000	2,694,500.00	02	238130-00000	02	239012-00000	Y	
		** Potential Increase in Fund Balan			3,080,000.00						
02	023814	DIFFERENTIAL TUITION DE - SCIENC									
		DIFF TUITION SET ASIDE	02	238140-00000	735.00	02	238140-00000	02	239118-00000	Y	
		DIFF TUITION SET ASIDE	02	238140-00000	45,692.00	02	238140-00000	02	239094-00000	Y	
		DIFFERENTIAL TUITION - DE	02	238140-00000	659,986.00	02	238140-00000	02	239017-00000	Y	
		** Potential Increase in Fund Balan			706,413.00						
02	023815	DIFFERENTIAL TUITION DE - CLAG									
		DIFF TUITION SET ASIDE	02	238150-00000	691,200.00	02	238150-00000	02	239098-00000	Y	
		DIFF TUITION SET ASIDE	02	238150-00000	21,600.00	02	238150-00000	02	239114-00000	Y	
		DIFFERENTIAL TUITION - DE	02	238150-00000	4,369,200.00	02	238150-00000	02	239035-00000	Y	
		** Potential Increase in Fund Balan			5,082,000.00						
02	023816	DIFFERENTIAL TUITION DE - EDUC									
		DIFFERENTIAL TUITION - DE	02	238160-00000	4,230,332.00	02	238160-00000	02	239029-00000	Y	
		DIFF TUITION SET ASIDE	02	238160-00000	405,044.00	02	238160-00000	02	239115-00000	Y	

Printed on a Xerox 9700 Laser Printing System at the Computing Services Center / Texas A&M University

Form: URGB01 (02/05/85)

CC	Account	Transaction Description	--- Offset --- CC	Account	Amount	-------- Actual Entry --------- ---- From ----- CC	Account	----- To ------ CC	Account	Feed	Mand
02	023816	DIFFERENTIAL TUITION DE - EDUC									
		DIFF TUITION SET ASIDE	02	238160-00000	305,077.00	02	238160-00000	02	239096-00000	Y	
		** Potential Increase in Fund Balan			4,940,453.00						
02	023817	DIFFERENTIAL TUITION - CLVM									
		DIFF TUITION SET ASIDE	02	238170-00000	597,882.00	02	238170-00000	02	239092-00000	Y	
		DIFFERENTIAL TUITION - DVM	02	238170-00000	3,604,293.00	02	238170-00000	02	239036-00000	Y	
		** Potential Increase in Fund Balan			4,202,175.00						
02	023818	DIFFERENTIAL TUITION - CLAR									
		DIFFERENTIAL TUITION - CL	02	238180-00000	3,175,973.00	02	238180-00000	02	239037-00000	Y	
		DIFF TUITION SET ASIDE	02	238180-00000	560,466.00	02	238180-00000	02	239093-00000	Y	
		** Potential Increase in Fund Balan			3,736,439.00						
02	023819	DIFFERENTIAL TUITION - CLAG									
		DIFFERENTIAL TUITION-CL	02	238190-00000	4,528,844.00	02	238190-00000	02	239091-00000	Y	
		DIFF TUITION SET ASIDE	02	238190-00000	799,208.00	02	238190-00000	02	239098-00000	Y	
		** Potential Increase in Fund Balan			5,328,052.00						
02	023820	DIFFERENTIAL TUITION - CLEN									
		DIFFERENTIAL TUITION - CL	02	238200-00000	22,208,060.00	02	238200-00000	02	239090-00000	Y	
		DIFF TUITION SET ASIDE	02	238200-00000	3,919,069.00	02	238200-00000	02	239095-00000	Y	
		** Potential Increase in Fund Balan			26,127,129.00						
02	023822	DIFFERENTIAL TUITION DE - CLAR									
		DIFFERENTIAL TUITION - DE	02	238220-00000	2,516,995.00	02	238220-00000	02	239106-00000	Y	
		DIFF TUITION SET ASIDE	02	238220-00000	2,430.00	02	238220-00000	02	239113-00000	Y	
		DIFF TUITION SET ASIDE	02	238220-00000	430,275.00	02	238220-00000	02	239093-00000	Y	
		** Potential Increase in Fund Balan			2,949,700.00						
02	023825	DIFFERENTIAL TUITION - CLED									
		DIFFERENTIAL TUITION - CL	02	238250-00000	3,484,274.00	02	238250-00000	02	239080-00000	Y	
		DIFF TUITION SET ASIDE	02	238250-00000	614,872.00	02	238250-00000	02	239096-00000	Y	
		** Potential Increase in Fund Balan			4,099,146.00						
02	023827	DIFFERENTIAL TUITION - CLGE									
		DIFFERENTIAL TUITION - CL	02	238270-00000	348,498.00	02	238270-00000	02	239201-00000	Y	
		DIFF TUITION SET ASIDE	02	238270-00000	61,499.00	02	238270-00000	02	239117-00000	Y	
		** Potential Increase in Fund Balan			409,997.00						
02	023828	DIFFERENTIAL TUITION - CLLA									
		DIFFERENTIAL TUITION - CL	02	238280-00000	1,075,389.00	02	238280-00000	02	239301-00000	Y	
		DIFF TUITION SET ASIDE	02	238280-00000	189,774.00	02	238280-00000	02	239116-00000	Y	
		** Potential Increase in Fund Balan			1,265,163.00						
02	023829	DIFFERENTIAL TUITION - CLSC									
		DIFF TUITION SET ASIDE	02	238290-00000	115,354.00	02	238290-00000	02	239118-00000	Y	

Printed on a Xerox 9700 Laser Printing System at the Computing Services Center / Texas A&M University

Form: URGB01 (02/05/85)

CC	Account	Transaction Description	--- Offset --- CC	Account	Amount	-------- Actual Entry --------- ---- From ----- CC	Account	----- To ------ CC	Account	Feed	Mand
02	023829	DIFFERENTIAL TUITION - CLSC									
		DIFFERENTIAL TUITION - CL	02	238290-00000	653,674.00	02	238290-00000	02	239046-00000	Y	
		** Potential Increase in Fund Balan			769,028.00						
02	023830	DIFFERENTIAL TUITION - BAEN/AGSM									
		DIFF TUITION SET ASIDE	02	238300-00000	72,933.00	02	238300-00000	02	239098-00000	Y	
		DIFFERENTIAL TUITION - CL	02	238300-00000	413,290.00	02	238300-00000	02	239101-00000	Y	
		** Potential Increase in Fund Balan			486,223.00						
02	023831	DIFFERENTIAL TUITION - CLVM - UG									
		DIFFERENTIAL TUITION - CL	02	238310-00000	459,157.00	02	238310-00000	02	239121-00000	Y	
		DIFF TUITION SET ASIDE	02	238310-00000	81,028.00	02	238310-00000	02	239119-00000	Y	
		** Potential Increase in Fund Balan			540,185.00						
02	023832	DIFFERENTIAL TUITION DE - CLGE									
		DIFF TUITION SET ASIDE	02	238320-00000	5,960.00	02	238320-00000	02	239144-00000	Y	
		DIFFERENTIAL TUITION - DE	02	238320-00000	35,266.00	02	238320-00000	02	239202-00000	Y	
		** Potential Increase in Fund Balan			41,226.00						
02	023900	DIFFERENTIAL TUITION MAYS BUSINE									
		DIFFERENTIAL TUITION - CL	02	239001-00000	5,019,790.00-	02	238100-00000	02	239001-00000	Y	
		DIFF TUITION SET ASIDE	02	239099-00000	885,845.00-	02	238100-00000	02	239099-00000	Y	
		** Potential Decrease in Fund Balan			5,905,635.00-						
02	023901	DIFFERENTIAL TUITION - BUSH									
		DIFFERENTIAL TUITION - DE	02	239034-00000	1,047,321.00-	02	238110-00000	02	239034-00000	Y	
		DIFF TUITION SET ASIDE	02	239097-00000	143,280.00-	02	238110-00000	02	239097-00000	Y	
		** Potential Decrease in Fund Balan			1,190,601.00-						
02	023902	DIFFERENTIAL TUITION - ENGINEERI									
		DIFFERENTIAL TUITION - DE	02	239012-00000	2,694,500.00-	02	238130-00000	02	239012-00000	Y	
		DIFFERENTIAL TUITION - CL	02	239090-00000	22,208,060.00-	02	238200-00000	02	239090-00000	Y	
		DIFF TUITION SET ASIDE	02	239095-00000	3,919,069.00-	02	238200-00000	02	239095-00000	Y	
		** Potential Decrease in Fund Balan			28,821,629.00-						
02	023903	DIFFERENTIAL TUITION - SCIENCE									
		DIFFERENTIAL TUITION - DE	02	239017-00000	659,986.00-	02	238140-00000	02	239017-00000	Y	
		DIFFERENTIAL TUITION - CL	02	239046-00000	653,674.00-	02	238290-00000	02	239046-00000	Y	
		DIFF TUITION SET ASIDE	02	239094-00000	45,692.00-	02	238140-00000	02	239094-00000	Y	
		** Potential Decrease in Fund Balan			1,359,352.00-						
02	023904	DIFFERENTIAL TUITION - AG									
		DIFFERENTIAL TUITION - DE	02	239035-00000	4,369,200.00-	02	238150-00000	02	239035-00000	Y	
		DIFFERENTIAL TUITION-CL	02	239091-00000	4,528,844.00-	02	238190-00000	02	239091-00000	Y	
		DIFF TUITION SET ASIDE	02	239098-00000	799,208.00-	02	238190-00000	02	239098-00000	Y	
		DIFF TUITION SET ASIDE	02	239098-00000	691,200.00-	02	238150-00000	02	239098-00000	Y	
		DIFF TUITION SET ASIDE	02	239098-00000	72,933.00-	02	238300-00000	02	239098-00000	Y	

Printed on a Xerox 9700 Laser Printing System at the Computing Services Center / Texas A&M University

Form: URGB01 (02/05/85)

CC	Account	Transaction Description	--- Offset --- CC	Account	Amount	-------- Actual Entry --------- ---- From ----- CC	Account	----- To ------ CC	Account	Feed	Mand
02	023904	DIFFERENTIAL TUITION - AG									
		DIFFERENTIAL TUITION - CL	02	239101-00000	413,290.00-	02	238300-00000	02	239101-00000	Y	
		** Potential Decrease in Fund Balan			10,874,675.00-						
02	023905	DIFFERENTIAL TUITION - EDUCATION									
		DIFFERENTIAL TUITION - DE	02	239029-00000	4,230,332.00-	02	238160-00000	02	239029-00000	Y	
		DIFF TUITION SET ASIDE	02	239096-00000	305,077.00-	02	238160-00000	02	239096-00000	Y	
		DIFF TUITION SET ASIDE	02	239096-00000	614,872.00-	02	238250-00000	02	239096-00000	Y	
		** Potential Decrease in Fund Balan			5,150,281.00-						
02	023906	DIFFERENTIAL TUITION - CLVM									
		DIFFERENTIAL TUITION - DVM	02	239036-00000	3,604,293.00-	02	238170-00000	02	239036-00000	Y	
		DIFF TUITION SET ASIDE	02	239092-00000	597,882.00-	02	238170-00000	02	239092-00000	Y	
		DIFFERENTIAL TUITION - CL	02	239121-00000	459,157.00-	02	238310-00000	02	239121-00000	Y	
		** Potential Decrease in Fund Balan			4,661,332.00-						
02	023907	DIFFERENTIAL TUITION - CLAR									
		DIFFERENTIAL TUITION - CL	02	239037-00000	3,175,973.00-	02	238180-00000	02	239037-00000	Y	
		ARCH	02	239037-00000	304,000.00	02	239037-00000	02	239038-00000	Y	
		LAUP	02	239037-00000	222,000.00	02	239037-00000	02	239041-00000	Y	
		COSC	02	239037-00000	781,000.00	02	239037-00000	02	239039-00000	Y	
		VIZA	02	239037-00000	378,000.00	02	239037-00000	02	239040-00000	Y	
		ARCH	02	239038-00000	304,000.00-	02	239037-00000	02	239038-00000	Y	
		COSC	02	239039-00000	781,000.00-	02	239037-00000	02	239039-00000	Y	
		VIZA	02	239040-00000	378,000.00-	02	239037-00000	02	239040-00000	Y	
		LAUP	02	239041-00000	222,000.00-	02	239037-00000	02	239041-00000	Y	
		LAUP DE	02	239043-00000	558,000.00-	02	239106-00000	02	239043-00000	Y	
		DIFF TUITION SET ASIDE	02	239093-00000	560,466.00-	02	238180-00000	02	239093-00000	Y	
		DIFF TUITION SET ASIDE	02	239093-00000	430,275.00-	02	238220-00000	02	239093-00000	Y	
		DIFFERENTIAL TUITION - DE	02	239106-00000	2,516,995.00-	02	238220-00000	02	239106-00000	Y	
		VIZA DE	02	239106-00000	1,375,000.00	02	239106-00000	02	239111-00000	Y	
		ARCH DE	02	239106-00000	530,000.00	02	239106-00000	02	239315-00000	Y	
		LAUP DE	02	239106-00000	558,000.00	02	239106-00000	02	239043-00000	Y	
		VIZA DE	02	239111-00000	1,375,000.00-	02	239106-00000	02	239111-00000	Y	
		ARCH DE	02	239315-00000	530,000.00-	02	239106-00000	02	239315-00000	Y	
		** Potential Decrease in Fund Balan			6,683,709.00-						
02	023908	DIFFERENTIAL TUITION - CLED									
		DIFFERENTIAL TUITION - CL	02	239080-00000	3,484,274.00-	02	238250-00000	02	239080-00000	Y	
		** Potential Decrease in Fund Balan			3,484,274.00-						
02	023910	DIFF TUITION SET-ASIDES									
		DIFFERENTIAL TUITION - DE	02	239112-00000	385,500.00-	02	238130-00000	02	239112-00000	Y	
		DIFF TUITION SET ASIDE	02	239113-00000	2,430.00-	02	238220-00000	02	239113-00000	Y	
		DIFF TUITION SET ASIDE	02	239114-00000	21,600.00-	02	238150-00000	02	239114-00000	Y	
		DIFF TUITION SET ASIDE	02	239115-00000	405,044.00-	02	238160-00000	02	239115-00000	Y	
		DIFF TUITION SET ASIDE	02	239116-00000	189,774.00-	02	238280-00000	02	239116-00000	Y	

Printed on a Xerox 9700 Laser Printing System at the Computing Services Center / Texas A&M University

Form: URGB01 (02/05/85)

CC	Account	Transaction Description	--- Offset --- CC	Account	Amount	-------- Actual Entry --------- ---- From ----- CC	Account	----- To ------ CC	Account	Feed	Mand
02	023910	DIFF TUITION SET-ASIDES									
		DIFF TUITION SET ASIDE	02	239117-00000	61,499.00-	02	238270-00000	02	239117-00000	Y	
		DIFF TUITION SET ASIDE	02	239118-00000	115,354.00-	02	238290-00000	02	239118-00000	Y	
		DIFF TUITION SET ASIDE	02	239118-00000	735.00-	02	238140-00000	02	239118-00000	Y	
		DIFF TUITION SET ASIDE	02	239119-00000	81,028.00-	02	238310-00000	02	239119-00000	Y	
		DIFF TUITION SET ASIDE	02	239144-00000	5,960.00-	02	238320-00000	02	239144-00000	Y	
		** Potential Decrease in Fund Balan			1,268,924.00-						
02	023920	DIFFERENTIAL TUITION - CLGE									
		DIFFERENTIAL TUITION - CL	02	239201-00000	348,498.00-	02	238270-00000	02	239201-00000	Y	
		FY19 - IT/WEB DIFF TUIT SALARY	02	239201-00000	199,785.00	02	239201-00000	02	239201-00001	Y	
		FY19 - IT/WEB DIFF TUIT SALARY	02	239201-00001	199,785.00-	02	239201-00000	02	239201-00001	Y	
		DIFFERENTIAL TUITION - DE	02	239202-00000	35,266.00-	02	238320-00000	02	239202-00000	Y	
		** Potential Decrease in Fund Balan			383,764.00-						
02	023930	DIFFERENTIAL TUITION - CLLA									
		DIFFERENTIAL TUITION - CL	02	239301-00000	1,075,389.00-	02	238280-00000	02	239301-00000	Y	
		COMM	02	239301-00000	84,930.00	02	239301-00000	02	239313-00000	Y	
		PHIL	02	239301-00000	40,000.00	02	239301-00000	02	239308-00000	Y	
		ENGL	02	239301-00000	70,000.00	02	239301-00000	02	239303-00000	Y	
		ANTH	02	239301-00000	135,000.00	02	239301-00000	02	239311-00000	Y	
		HIST	02	239301-00000	223,328.00	02	239301-00000	02	239304-00000	Y	
		PSYC	02	239301-00000	253,000.00	02	239301-00000	02	239310-00000	Y	
		ECON	02	239301-00000	100,000.00	02	239301-00000	02	239302-00000	Y	
		SOCI	02	239301-00000	20,000.00	02	239301-00000	02	239312-00000	Y	
		HISP	02	239301-00000	50,000.00	02	239301-00000	02	239306-00000	Y	
		POL	02	239301-00000	70,000.00	02	239301-00000	02	239309-00000	Y	
		ECON	02	239302-00000	100,000.00-	02	239301-00000	02	239302-00000	Y	
		ENGL	02	239303-00000	70,000.00-	02	239301-00000	02	239303-00000	Y	
		HIST	02	239304-00000	223,328.00-	02	239301-00000	02	239304-00000	Y	
		HISP	02	239306-00000	50,000.00-	02	239301-00000	02	239306-00000	Y	
		PHIL	02	239308-00000	40,000.00-	02	239301-00000	02	239308-00000	Y	
		POL	02	239309-00000	70,000.00-	02	239301-00000	02	239309-00000	Y	
		PSYC	02	239310-00000	253,000.00-	02	239301-00000	02	239310-00000	Y	
		ANTH	02	239311-00000	135,000.00-	02	239301-00000	02	239311-00000	Y	
		SOCI	02	239312-00000	20,000.00-	02	239301-00000	02	239312-00000	Y	
		COMM	02	239313-00000	84,930.00-	02	239301-00000	02	239313-00000	Y	
		** Potential Decrease in Fund Balan			1,075,389.00-						
02	024000	DT DESIGNATED FUNDS									
		FY19 DT ALLOC-PRES	02	240001-00000	250,969.00-	02	024000	02	240001-00000	Y	
		FY19 BASE BUDGET - PROV	02	240002-00000	199,289.00-	02	246210-00000	02	240002-00000	Y	
		AACDC OT	02	240002-16000	70,000.00-	02	246210-00000	02	240002-16000	Y	
		FY19 DT ALLOC-PRAD	02	240005-00000	51,506.00-	02	024000	02	240005-00000	Y	
		FY19 DT ALLOC-SASE	02	240012-00000	183,120.00-	02	024000	02	240012-00000	Y	
		FY19 DT ALLOC-MASD	02	240013-00000	15,352.00-	02	024000	02	240013-00000	Y	
		FY19 DT ALLOC-EDPS	02	240043-00000	24,005.00-	02	024000	02	240043-00000	Y	

Printed on a Xerox 9700 Laser Printing System at the Computing Services Center / Texas A&M University

Form: URGB01 (02/05/85)

CC	Account	Transaction Description	Offset CC	Offset Account	Amount	Actual Entry From CC	Actual Entry From Account	Actual Entry To CC	Actual Entry To Account	Feed	Mand
02	024000	DT DESIGNATED FUNDS									
		FY19 BASE BUDGET - APAA	02	240045-00000	130,000.00-	02	246210-00000	02	240045-00000	Y	
		FY19 TRANSFER TO EHSD	02	240052-00000	158,862.00-	02	241414-00000	02	240052-00000	Y	
		FY19 DT ALLOC-ESHD	02	240052-00000	11,102.00-	02	024000	02	240052-00000	Y	
		FY19 DT ALLOC-COPS	02	240054-00000	290,490.00-	02	024000	02	240054-00000	Y	
		FY19 BASE BUDGET - UHON	02	240100-00000	169,500.00-	02	246210-00000	02	240100-00000	Y	
		FY19 DT ALLOC-MAIL	02	240109-00000	50,301.00-	02	024000	02	240109-00000	Y	
		ALLOCATION MOVE	02	240185-00000	500,000.00-	02	242001-00000	02	240185-00000	Y	
		FY19 DT ALLOC-FCOR	02	240187-00000	31,873.00-	02	024000	02	240187-00000	Y	
		FY19 BASE BUDGET - URES	02	240189-00000	969,420.00-	02	246210-00000	02	240189-00000	Y	
		FY19 BASE BUDGET - IDIV	02	240193-00000	2,000,000.00-	02	246210-00000	02	240193-00000	Y	
		FY19 BASE BUDGET - OOIA	02	240197-00000	142,310.00-	02	246210-00000	02	240197-00000	Y	
		EUC	02	240722-00000	47,944.00-	02	241617-00000	02	240722-00000	Y	
		FY19 DT ALLOC-MARK	02	240727-00000	1,400,000.00-	02	024000	02	240727-00000	Y	
		FY19 CUST SVC OUTSOURCED	02	240729-00000	4,475,978.00-	02	024000	02	240729-00000	Y	
		FY19 DT ALLOC-LANDSCAPE	02	240731-00000	4,725,046.00-	02	024000	02	240731-00000	Y	
		FY19 DT ALLOC-SSC DEF MAINT	02	240733-00000	1,500,000.00-	02	024000	02	240733-00000	Y	
		FY19 DT ALLOC-E&G PROJECTS	02	240734-00000	1,000,000.00-	02	024000	02	240734-00000	Y	
		FY19 DT ALLOC-PEST CONTROL	02	240737-00000	200,000.00-	02	024000	02	240737-00000	Y	
		FY19 BASE BUDGET - CLW	02	241094-00000	3,560,662.00-	02	246210-00000	02	241094-00000	Y	
		FY19 DT ALLOC-TASK FORCE	02	241551-00000	114,222.00-	02	024000	02	241551-00000	Y	
		UNIVERSITY CENTER	02	241552-00000	396,000.00-	02	240205-00000	02	241552-00000	Y	
		FY19 DT ALLOC-KEY SHOP	02	246819-00000	180,621.00-	02	024000	02	246819-00000	Y	
		** Potential Decrease in Fund Balan			22,848,572.00-						
02	024020	DT DESGN FDS - STUDENT SERVICES									
		UNIVERSITY CENTER	02	240205-00000	396,000.00	02	240205-00000	02	241552-00000	Y	
		MILITARY SCIENCE	02	240205-00000	23,535.00	02	240205-00000	02	242013-00000	Y	
		DISABILITY SERVICES	02	240205-00000	214,664.00	02	240205-00000	02	240221-00000	Y	
		COMMANDANT	02	240205-00000	255,509.00	02	240205-00000	02	240208-00000	Y	
		FY19 DT ALLOC-VPSS	02	240205-00000	937,708.00-	02	024000	02	240205-00000	Y	
		COMMANDANT	02	240208-00000	255,509.00-	02	240205-00000	02	240208-00000	Y	
		FY19 BASE BUDGET - ADMI	02	240218-00000	523,591.00-	02	246210-00000	02	240218-00000	Y	
		DISABILITY SERVICES	02	240221-00000	214,664.00-	02	240205-00000	02	240221-00000	Y	
		FY19 BASE BUDGET - EIS	02	240291-00000	3,193,596.00-	02	246210-00000	02	240291-00000	Y	
		FY19 BASE BUDGET - AABS	02	240292-00000	90,000.00-	02	246210-00000	02	240292-00000	Y	
		FY19 BASE BUDGET - AST	02	240294-00000	1,195,000.00-	02	246210-00000	02	240294-00000	Y	
		** Potential Decrease in Fund Balan			5,520,360.00-						
02	024070	DT DESGN FDS - TAMU-OTHER									
		FY19 DT ALLOC-VPMC	02	240710-00000	58,177.00-	02	024000	02	240710-00000	Y	
		FY19 DT ALLOC-TELECOM	02	240711-00000	3,117,459.00-	02	024000	02	240711-00000	Y	
		** Potential Decrease in Fund Balan			3,175,636.00-						
02	024090	DT DESGN FDS - AG & LIFE SCIENCE									
		CAG OT	02	240919-00000	30,982.00-	02	248010-00000	02	240919-00000	Y	
		FY19 BASE BUDGET - CAG	02	241091-00000	7,711,461.00-	02	246210-00000	02	241091-00000	Y	
		** Potential Decrease in Fund Balan			7,742,443.00-						

Printed on a Xerox 9700 Laser Printing System at the Computing Services Center / Texas A&M University

Form: URGB01 (02/05/85)

CC	Account	Transaction Description	Offset CC	Offset Account	Amount	Actual Entry From CC	Actual Entry From Account	Actual Entry To CC	Actual Entry To Account	Feed	Mand
02	024110	DT DESGN FDS - ARCHITECTURE									
		ARCH OPERATING	02	241100-00000	264,560.00-	02	241190-00000	02	241100-00000	Y	
		COSC OPERATING	02	241101-00000	606,148.00-	02	241190-00000	02	241101-00000	Y	
		CARC MAIL	02	241102-00000	20,000.00-	02	241190-00000	02	241102-00000	Y	
		HERD JOURNAL	02	241102-10000	1,000.00-	02	241190-00000	02	241102-10000	Y	
		MEDIA OPERATING	02	241102-11000	15,000.00-	02	241190-00000	02	241102-11000	Y	
		GIS OPERATING	02	241102-12000	1,000.00-	02	241190-00000	02	241102-12000	Y	
		GRADUATE ASSISTANTS	02	241102-20000	150,000.00-	02	241190-00000	02	241102-20000	Y	
		IT OPERATING	02	241102-30000	184,000.00-	02	241190-00000	02	241102-30000	Y	
		IT WAGES	02	241102-31000	96,000.00-	02	241190-00000	02	241102-31000	Y	
		MAKERPLACE OPERATING	02	241102-35000	15,000.00-	02	241190-00000	02	241102-35000	Y	
		MAKERPLACE WAGES	02	241102-36000	16,000.00-	02	241190-00000	02	241102-36000	Y	
		FACILITIES	02	241102-50000	35,000.00-	02	241190-00000	02	241102-50000	Y	
		COMMUNICATIONS	02	241102-60000	30,000.00-	02	241190-00000	02	241102-60000	Y	
		STAFF DEVELOPMENT	02	241102-70000	10,000.00-	02	241190-00000	02	241102-70000	Y	
		WOODSHOP OPERATIONS	02	241102-80000	30,000.00-	02	241190-00000	02	241102-80000	Y	
		WOODSHOP WAGES	02	241102-81000	48,000.00-	02	241190-00000	02	241102-81000	Y	
		RANCH OPERATIONS	02	241102-90000	30,000.00-	02	241190-00000	02	241102-90000	Y	
		RANCH WAGES	02	241102-91000	30,000.00-	02	241190-00000	02	241102-91000	Y	
		LAUP OPERATIONS	02	241103-00000	331,932.00-	02	241190-00000	02	241103-00000	Y	
		VIZA OPERATIONS	02	241104-00000	455,841.00-	02	241190-00000	02	241104-00000	Y	
		STUDY ABROAD	02	241107-00000	175,000.00-	02	241190-00000	02	241107-00000	Y	
		ARCH TRAVEL	02	241110-00000	60,000.00-	02	241190-00000	02	241110-00000	Y	
		COSC TRAVEL	02	241111-00000	60,000.00-	02	241190-00000	02	241111-00000	Y	
		CLAR ADVISING SALARIES	02	241112-00000	545,000.00-	02	241190-00000	02	241112-00000	Y	
		DIVERSITY/WRIGHT GALLERY	02	241112-10000	30,000.00-	02	241190-00000	02	241112-10000	Y	
		FRESHMAN SEMINARS	02	241112-40000	22,000.00-	02	241190-00000	02	241112-40000	Y	
		STUDENT PROJECTS	02	241112-50000	20,000.00-	02	241190-00000	02	241112-50000	Y	
		STUDENT WORKERS	02	241112-60000	80,000.00-	02	241190-00000	02	241112-60000	Y	
		STUDENT SERVICES	02	241112-70000	30,000.00-	02	241190-00000	02	241112-70000	Y	
		SERVICE LEARNING	02	241112-80000	50,000.00-	02	241190-00000	02	241112-80000	Y	
		LAUP TRAVEL	02	241113-00000	60,000.00-	02	241190-00000	02	241113-00000	Y	
		VIZA TRAVEL	02	241114-00000	60,000.00-	02	241190-00000	02	241114-00000	Y	
		FACULTY WORKSTATION	02	241186-20000	66,000.00-	02	241190-00000	02	241186-20000	Y	
		STUDENT PROJECTS	02	241190-00000	20,000.00	02	241190-00000	02	241112-50000	Y	
		VIZA TRAVEL	02	241190-00000	60,000.00	02	241190-00000	02	241114-00000	Y	
		STUDENT SERVICES	02	241190-00000	30,000.00	02	241190-00000	02	241112-70000	Y	
		SERVICE LEARNING	02	241190-00000	50,000.00	02	241190-00000	02	241112-80000	Y	
		STUDENT WORKERS	02	241190-00000	80,000.00	02	241190-00000	02	241112-60000	Y	
		LAUP TRAVEL	02	241190-00000	60,000.00	02	241190-00000	02	241113-00000	Y	
		FACULTY WORKSTATION	02	241190-00000	66,000.00	02	241190-00000	02	241186-20000	Y	
		STUDY ABROAD	02	241190-00000	175,000.00	02	241190-00000	02	241107-00000	Y	
		FY19 BASE BUDGET - CLAR	02	241190-00000	5,046,561.00-	02	246210-00000	02	241190-00000	Y	
		ARCH TRAVEL	02	241190-00000	60,000.00	02	241190-00000	02	241110-00000	Y	
		VIZA OPERATIONS	02	241190-00000	455,841.00	02	241190-00000	02	241104-00000	Y	
		COSC TRAVEL	02	241190-00000	60,000.00	02	241190-00000	02	241111-00000	Y	
		LAUP OPERATIONS	02	241190-00000	331,932.00	02	241190-00000	02	241103-00000	Y	

Printed on a Xerox 9700 Laser Printing System at the Computing Services Center / Texas A&M University

Form: URGB01 (02/05/85)

CC	Account	Transaction Description	--- Offset --- CC	Account	Amount	-------- Actual Entry --------- ---- From ----- CC	Account	----- To ------ CC	Account	Feed	Mand
02	024110	DT DESGN FDS - ARCHITECTURE									
		CLAR ADVISING SALARIES	02	241190-00000	545,000.00	02	241190-00000	02	241112-00000	Y	
		RANCH WAGES	02	241190-00000	30,000.00	02	241190-00000	02	241102-91000	Y	
		DIVERSITY/WRIGHT GALLERY	02	241190-00000	30,000.00	02	241190-00000	02	241112-10000	Y	
		RANCH OPERATIONS	02	241190-00000	30,000.00	02	241190-00000	02	241102-90000	Y	
		FRESHMAN SEMINARS	02	241190-00000	22,000.00	02	241190-00000	02	241112-40000	Y	
		IT OPERATING	02	241190-00000	184,000.00	02	241190-00000	02	241102-30000	Y	
		STAFF DEVELOPMENT	02	241190-00000	10,000.00	02	241190-00000	02	241102-70000	Y	
		IT WAGES	02	241190-00000	96,000.00	02	241190-00000	02	241102-31000	Y	
		COMMUNICATIONS	02	241190-00000	30,000.00	02	241190-00000	02	241102-60000	Y	
		GRADUATE ASSISTANTS	02	241190-00000	150,000.00	02	241190-00000	02	241102-20000	Y	
		WOODSHOP OPERATIONS	02	241190-00000	30,000.00	02	241190-00000	02	241102-80000	Y	
		MAKERPLACE OPERATING	02	241190-00000	15,000.00	02	241190-00000	02	241102-35000	Y	
		FACILITIES	02	241190-00000	35,000.00	02	241190-00000	02	241102-50000	Y	
		GIS OPERATING	02	241190-00000	1,000.00	02	241190-00000	02	241102-12000	Y	
		WOODSHOP WAGES	02	241190-00000	48,000.00	02	241190-00000	02	241102-81000	Y	
		MAKERPLACE WAGES	02	241190-00000	16,000.00	02	241190-00000	02	241102-36000	Y	
		COSC OPERATING	02	241190-00000	606,148.00	02	241190-00000	02	241101-00000	Y	
		HERD JOURNAL	02	241190-00000	1,000.00	02	241190-00000	02	241102-10000	Y	
		CARC MAIL	02	241190-00000	20,000.00	02	241190-00000	02	241102-00000	Y	
		ARCH OPERATING	02	241190-00000	264,560.00	02	241190-00000	02	241100-00000	Y	
		MEDIA OPERATING	02	241190-00000	15,000.00	02	241190-00000	02	241102-11000	Y	
		CLAR OT	02	241191-00000	76,500.00-	02	248010-00000	02	241191-00000	Y	
		** Potential Decrease in Fund Balan			5,123,061.00-						
02	024120	DT DESGN FDS - BUSINESS ADMIN									
		FY19 ALLOCATION	02	241228-00000	4,357,875.00-	02	241290-00000	02	241228-00000	Y	
		FY19 ALLOCATION	02	241290-00000	4,357,875.00	02	241290-00000	02	241228-00000	Y	
		FY19 BASE BUDGET - CBA	02	241290-00000	4,772,443.00-	02	246210-00000	02	241290-00000	Y	
		** Potential Decrease in Fund Balan			4,772,443.00-						
02	024130	DT DESGN FDS - EDUCATION									
		FY19 BASE BUDGET - CED	02	241302-00000	8,356,659.00-	02	246210-00000	02	241302-00000	Y	
		TO COVER SALARIES FOR FY19	02	241302-00000	100,000.00	02	241302-00000	02	241391-00000	Y	
		TO COVER SALARIES FOR FY19	02	241302-00000	100,000.00	02	241302-00000	02	241390-00000	Y	
		TO COVER SALARIES FOR FY19	02	241390-00000	100,000.00-	02	241302-00000	02	241390-00000	Y	
		TO COVER SALARIES FOR FY19	02	241391-00000	100,000.00-	02	241302-00000	02	241391-00000	Y	
		CED OT	02	241392-00000	171,000.00-	02	248010-00000	02	241392-00000	Y	
		** Potential Decrease in Fund Balan			8,527,659.00-						
02	024140	DT DESGN FDS - ENGINEERING									
		CED OT	02	241411-00000	312,624.00-	02	248010-00000	02	241411-00000	Y	
		FY19 BASE BUDGET - CEN	02	241414-00000	23,641,056.00-	02	246210-00000	02	241414-00000	Y	
		FY19 TRANSFER TO EHSD	02	241414-00000	158,862.00	02	241414-00000	02	240052-00000	Y	
		** Potential Decrease in Fund Balan			23,794,818.00-						
02	024150	DT DESGN FDS - GEOSCI, TAMU									
		FY19 OPS ALLOC - GEOG	02	241500-00000	170,707.00-	02	241590-00000	02	241500-00000	Y	

Printed on a Xerox 9700 Laser Printing System at the Computing Services Center / Texas A&M University

Form: URGB01 (02/05/85)

CC	Account	Transaction Description	--- Offset --- CC	Account	Amount	-------- Actual Entry --------- ---- From ----- CC	Account	----- To ------ CC	Account	Feed	Mand
02	024150	DT DESGN FDS - GEOSCI, TAMU									
		FY19 OPS ALLOC - GEOL	02	241501-00000	180,420.00-	02	241590-00000	02	241501-00000	Y	
		FY19 OPS ALLOC - ATMO	02	241503-00000	134,710.00-	02	241590-00000	02	241503-00000	Y	
		FY19 OPS ALLOC - OSC	02	241503-12300	50,000.00-	02	241590-00000	02	241503-12300	Y	
		FY19 OPS ALLOC - OCNG	02	241504-00000	151,806.00-	02	241590-00000	02	241504-00000	Y	
		FY19 OPS ALLOC - ENVP	02	241510-00000	19,000.00-	02	241590-00000	02	241510-00000	Y	
		FY19 OPS ALLOC - FAC WORKSTATN	02	241586-00000	34,056.00-	02	241590-00000	02	241586-00000	Y	
		FY19 OPS ALLOC - GAT SUPPORT	02	241587-00000	525,886.00-	02	241590-00000	02	241587-00000	Y	
		FY19 OPS ALLOC - HILP	02	241588-00000	150,000.00-	02	241590-00000	02	241588-00000	Y	
		FY19 OPS ALLOC - IT BASE BUDGT	02	241590-00000	90,000.00	02	241590-00000	02	241591-00000	Y	
		FY19 BASE BUDGET - CGE	02	241590-00000	2,036,432.00-	02	246210-00000	02	241590-00000	Y	
		FY19 OPS ALLOC - OCNG	02	241590-00000	151,806.00	02	241590-00000	02	241504-00000	Y	
		FY19 OPS ALLOC - COURSE FEES	02	241590-00000	180,000.00	02	241590-00000	02	241597-00000	Y	
		FY19 OPS ALLOC - GEOL	02	241590-00000	180,420.00	02	241590-00000	02	241501-00000	Y	
		FY19 OPS COMMUNICATIONS	02	241590-00000	4,171.00	02	241590-00000	02	241593-00001	Y	
		FY19 OPS COMMUNICATIONS	02	241590-00000	4,200.00	02	241590-00000	02	241596-00000	Y	
		FY19 OPS COMMUNICATIONS	02	241590-00000	221.00	02	241590-00000	02	241593-00006	Y	
		FY19 OPS COMMUNICATIONS	02	241590-00000	260.00	02	241590-00000	02	241593-00003	Y	
		FY19 OPS COMMUNICATIONS	02	241590-00000	2,000.00	02	241590-00000	02	241593-00009	Y	
		FY19 OPS COMMUNICATIONS	02	241590-00000	3,232.00	02	241590-00000	02	241593-00004	Y	
		FY19 OPS COMMUNICATIONS	02	241590-00000	4,300.00	02	241590-00000	02	241593-00008	Y	
		FY19 OPS COMMUNICATIONS	02	241590-00000	1,106.00	02	241590-00000	02	241593-00002	Y	
		FY19 OPS ALLOC - FACILITIES	02	241590-00000	15,000.00	02	241590-00000	02	241595-00000	Y	
		FY19 OPS COMMUNICATIONS	02	241590-00000	3,219.00	02	241590-00000	02	241593-00005	Y	
		FY19 OPS COMMUNICATIONS	02	241590-00000	600.00	02	241590-00000	02	241593-00007	Y	
		FY19 OPS ALLOC - GAT SUPPORT	02	241590-00000	525,886.00	02	241590-00000	02	241587-00000	Y	
		FY19 OPS RECRUITMENT	02	241590-00000	1,000.00	02	241590-00000	02	241592-00001	Y	
		FY19 OPS RECRUITMENT	02	241590-00000	1,500.00	02	241590-00000	02	241592-00006	Y	
		FY19 OPS RECRUITMENT	02	241590-00000	1,850.00	02	241590-00000	02	241592-00000	Y	
		FY19 OPS RECRUITMENT	02	241590-00000	1,650.00	02	241590-00000	02	241592-00007	Y	
		FY19 OPS RECRUITMENT	02	241590-00000	2,000.00	02	241590-00000	02	241592-00002	Y	
		FY19 OPS RECRUITMENT	02	241590-00000	12,000.00	02	241590-00000	02	241592-00005	Y	
		FY19 OPS ALLOC - ANNUAL SERVER	02	241590-00000	56,300.00	02	241590-00000	02	241591-00004	Y	
		FY19 OPS COMMUNICATIONS	02	241590-00000	12,963.00	02	241590-00000	02	241593-00000	Y	
		FY19 OPS RECRUITMENT	02	241590-00000	8,000.00	02	241590-00000	02	241592-00003	Y	
		FY19 OPS RECRUITMENT	02	241590-00000	2,000.00	02	241590-00000	02	241592-00004	Y	
		FY19 OPS ALLOC - ATMO	02	241590-00000	134,710.00	02	241590-00000	02	241503-00000	Y	
		FY19 OPS ALLOC - FAC WORKSTATN	02	241590-00000	34,056.00	02	241590-00000	02	241586-00000	Y	
		FY19 OPS ALLOC - GEOG	02	241590-00000	170,707.00	02	241590-00000	02	241500-00000	Y	
		FY19 OPS ALLOC - HILP	02	241590-00000	150,000.00	02	241590-00000	02	241588-00000	Y	
		FY19 OPS ALLOC - OSC	02	241590-00000	50,000.00	02	241590-00000	02	241503-12300	Y	
		FY19 OPS ALLOC - ENVP	02	241590-00000	19,000.00	02	241590-00000	02	241510-00000	Y	
		FY19 OPS ALLOC - IT BASE BUDGT	02	241591-00000	90,000.00-	02	241590-00000	02	241591-00000	Y	
		FY19 OPS ALLOC - ANNUAL SERVER	02	241591-00004	56,300.00-	02	241590-00000	02	241591-00004	Y	
		FY19 OPS RECRUITMENT	02	241592-00000	1,850.00-	02	241590-00000	02	241592-00000	Y	
		FY19 OPS RECRUITMENT	02	241592-00001	1,000.00-	02	241590-00000	02	241592-00001	Y	
		FY19 OPS RECRUITMENT	02	241592-00002	2,000.00-	02	241590-00000	02	241592-00002	Y	

Printed on a Xerox 9700 Laser Printing System at the Computing Services Center / Texas A&M University

Form: URGB01 (02/05/85)

CC	Account	Transaction Description	--- Offset --- CC	Account	Amount	-------- Actual Entry --------- ---- From ----- CC	Account	----- To ------ CC	Account	Feed	Mand
02	024150	DT DESGN FDS - GEOSCI, TAMU									
		FY19 OPS RECRUITMENT	02	241592-00003	8,000.00-	02	241590-00000	02	241592-00003	Y	
		FY19 OPS RECRUITMENT	02	241592-00004	2,000.00-	02	241590-00000	02	241592-00004	Y	
		FY19 OPS RECRUITMENT	02	241592-00005	12,000.00-	02	241590-00000	02	241592-00005	Y	
		FY19 OPS RECRUITMENT	02	241592-00006	1,500.00-	02	241590-00000	02	241592-00006	Y	
		FY19 OPS RECRUITMENT	02	241592-00007	1,650.00-	02	241590-00000	02	241592-00007	Y	
		FY19 OPS COMMUNICATIONS	02	241593-00000	12,963.00-	02	241590-00000	02	241593-00000	Y	
		FY19 OPS COMMUNICATIONS	02	241593-00001	4,171.00-	02	241590-00000	02	241593-00001	Y	
		FY19 OPS COMMUNICATIONS	02	241593-00002	1,106.00-	02	241590-00000	02	241593-00002	Y	
		FY19 OPS COMMUNICATIONS	02	241593-00003	260.00-	02	241590-00000	02	241593-00003	Y	
		FY19 OPS COMMUNICATIONS	02	241593-00004	3,232.00-	02	241590-00000	02	241593-00004	Y	
		FY19 OPS COMMUNICATIONS	02	241593-00005	3,219.00-	02	241590-00000	02	241593-00005	Y	
		FY19 OPS COMMUNICATIONS	02	241593-00006	221.00-	02	241590-00000	02	241593-00006	Y	
		FY19 OPS COMMUNICATIONS	02	241593-00007	600.00-	02	241590-00000	02	241593-00007	Y	
		FY19 OPS COMMUNICATIONS	02	241593-00008	4,300.00-	02	241590-00000	02	241593-00008	Y	
		FY19 OPS COMMUNICATIONS	02	241593-00009	2,000.00-	02	241590-00000	02	241593-00009	Y	
		FY19 OPS ALLOC - FACILITIES	02	241595-00000	15,000.00-	02	241590-00000	02	241595-00000	Y	
		FY19 OPS COMMUNICATIONS	02	241596-00000	4,200.00-	02	241590-00000	02	241596-00000	Y	
		FY19 COURSE FEES-_OCNG	02	241597-00000	18,344.00	02	241597-00000	02	241597-40000	Y	
		FY19 COURSE FEES-_ENVP	02	241597-00000	11,442.00	02	241597-00000	02	241597-50000	Y	
		FY19 COURSE FEES-_GEOL	02	241597-00000	67,325.00	02	241597-00000	02	241597-20000	Y	
		FY19 OPS ALLOC - COURSE FEES	02	241597-00000	180,000.00-	02	241590-00000	02	241597-00000	Y	
		FY19 COURSE FEES-GEOG	02	241597-00000	57,998.00	02	241597-00000	02	241597-10000	Y	
		FY19 COURSE FEES-_ATMO	02	241597-00000	24,891.00	02	241597-00000	02	241597-30000	Y	
		FY19 COURSE FEES-GEOG	02	241597-10000	57,998.00-	02	241597-00000	02	241597-10000	Y	
		FY19 COURSE FEES-_GEOL	02	241597-20000	67,325.00-	02	241597-00000	02	241597-20000	Y	
		FY19 COURSE FEES-_ATMO	02	241597-30000	24,891.00-	02	241597-00000	02	241597-30000	Y	
		FY19 COURSE FEES-_OCNG	02	241597-40000	18,344.00-	02	241597-00000	02	241597-40000	Y	
		FY19 COURSE FEES-_ENVP	02	241597-50000	11,442.00-	02	241597-00000	02	241597-50000	Y	
		** Potential Decrease in Fund Balan			2,036,432.00-						
02	024160	DT DESGN FDS - LIBERAL ARTS									
		ECON	02	241600-00000	180,000.00-	02	241617-00000	02	241600-00000	Y	
		ENGL	02	241601-00000	225,000.00-	02	241617-00000	02	241601-00000	Y	
		HIS	02	241602-00000	175,000.00-	02	241617-00000	02	241602-00000	Y	
		PERF	02	241605-00000	90,000.00-	02	241617-00000	02	241605-00000	Y	
		PHIL	02	241606-00000	90,000.00-	02	241617-00000	02	241606-00000	Y	
		POLS	02	241607-00000	175,000.00-	02	241617-00000	02	241607-00000	Y	
		PSYC	02	241608-00000	240,000.00-	02	241617-00000	02	241608-00000	Y	
		ANTH	02	241609-00000	110,000.00-	02	241617-00000	02	241609-00000	Y	
		SOCI	02	241610-00000	155,000.00-	02	241617-00000	02	241610-00000	Y	
		COMM	02	241612-00000	140,000.00-	02	241617-00000	02	241612-00000	Y	
		INTS	02	241616-00000	100,000.00-	02	241617-00000	02	241616-00000	Y	
		SOCI	02	241617-00000	155,000.00	02	241617-00000	02	241610-00000	Y	
		COMM	02	241617-00000	140,000.00	02	241617-00000	02	241612-00000	Y	
		INTS	02	241617-00000	100,000.00	02	241617-00000	02	241616-00000	Y	
		ANTH	02	241617-00000	110,000.00	02	241617-00000	02	241609-00000	Y	

Printed on a Xerox 9700 Laser Printing System at the Computing Services Center / Texas A&M University

Form: URGB01 (02/05/85)

CC	Account	Transaction Description	--- Offset --- CC	Account	Amount	-------- Actual Entry --------- ---- From ----- CC	Account	----- To ------ CC	Account	Feed	Mand
02	024160	DT DESGN FDS - LIBERAL ARTS									
		PSYC	02	241617-00000	240,000.00	02	241617-00000	02	241608-00000	Y	
		POLS	02	241617-00000	175,000.00	02	241617-00000	02	241607-00000	Y	
		PHIL	02	241617-00000	90,000.00	02	241617-00000	02	241606-00000	Y	
		HISP	02	241617-00000	100,000.00	02	241617-00000	02	241618-00000	Y	
		PERF	02	241617-00000	90,000.00	02	241617-00000	02	241605-00000	Y	
		ICS	02	241617-00000	50,000.00	02	241617-00000	02	241638-00000	Y	
		EUC	02	241617-00000	47,944.00	02	241617-00000	02	240722-00000	Y	
		FY19 BASE BUDGET - CLLA	02	241617-00000	9,341,147.00-	02	246210-00000	02	241617-00000	Y	
		HIS	02	241617-00000	175,000.00	02	241617-00000	02	241602-00000	Y	
		CLLA-IT	02	241617-00000	1,455,000.00	02	241617-00000	02	241734-00000	Y	
		DEAN	02	241617-00000	170,000.00	02	241617-00000	02	241790-00000	Y	
		GCHR	02	241617-00000	40,000.00	02	241617-00000	02	241780-00000	Y	
		COMM	02	241617-00000	75,000.00	02	241617-00000	02	241732-00000	Y	
		CLLA-ADVISING	02	241617-00000	1,675,000.00	02	241617-00000	02	241791-00000	Y	
		IDHM	02	241617-00000	50,000.00	02	241617-00000	02	248304-00000	Y	
		ENGL	02	241617-00000	225,000.00	02	241617-00000	02	241601-00000	Y	
		ENGL	02	241617-00000	55,000.00	02	241617-00000	02	241721-00000	Y	
		ECON	02	241617-00000	290,000.00	02	241617-00000	02	241731-00000	Y	
		PHIL	02	241617-00000	100,000.00	02	241617-00000	02	241726-00000	Y	
		INTS	02	241617-00000	90,000.00	02	241617-00000	02	241723-00000	Y	
		ANTH	02	241617-00000	55,000.00	02	241617-00000	02	241729-00000	Y	
		HISP	02	241617-00000	50,000.00	02	241617-00000	02	241724-00000	Y	
		PSYC	02	241617-00000	260,000.00	02	241617-00000	02	241728-00000	Y	
		HIST	02	241617-00000	50,000.00	02	241617-00000	02	241722-00000	Y	
		SOCI	02	241617-00000	50,000.00	02	241617-00000	02	241730-00000	Y	
		PERF	02	241617-00000	200,000.00	02	241617-00000	02	241725-00000	Y	
		POLS	02	241617-00000	104,000.00	02	241617-00000	02	241727-00000	Y	
		ECON	02	241617-00000	180,000.00	02	241617-00000	02	241600-00000	Y	
		HISP	02	241618-00000	100,000.00-	02	241617-00000	02	241618-00000	Y	
		FY19 BASE BUDGET - APDF-CALL	02	241620-00000	20,867.00-	02	246210-00000	02	241620-00000	Y	
		ICS	02	241638-00000	50,000.00-	02	241617-00000	02	241638-00000	Y	
		ENGL	02	241721-00000	55,000.00-	02	241617-00000	02	241721-00000	Y	
		HIST	02	241722-00000	50,000.00-	02	241617-00000	02	241722-00000	Y	
		INTS	02	241723-00000	90,000.00-	02	241617-00000	02	241723-00000	Y	
		HISP	02	241724-00000	50,000.00-	02	241617-00000	02	241724-00000	Y	
		PERF	02	241725-00000	200,000.00-	02	241617-00000	02	241725-00000	Y	
		PHIL	02	241726-00000	100,000.00-	02	241617-00000	02	241726-00000	Y	
		POLS	02	241727-00000	104,000.00-	02	241617-00000	02	241727-00000	Y	
		PSYC	02	241728-00000	260,000.00-	02	241617-00000	02	241728-00000	Y	
		ANTH	02	241729-00000	55,000.00-	02	241617-00000	02	241729-00000	Y	
		SOCI	02	241730-00000	50,000.00-	02	241617-00000	02	241730-00000	Y	
		ECON	02	241731-00000	290,000.00-	02	241617-00000	02	241731-00000	Y	
		COMM	02	241732-00000	75,000.00-	02	241617-00000	02	241732-00000	Y	
		CLLA-IT	02	241734-00000	1,455,000.00-	02	241617-00000	02	241734-00000	Y	
		GCHR	02	241780-00000	40,000.00-	02	241617-00000	02	241780-00000	Y	
		DEAN	02	241790-00000	170,000.00-	02	241617-00000	02	241790-00000	Y	

Printed on a Xerox 9700 Laser Printing System at the Computing Services Center / Texas A&M University

Form: URGB01 (02/05/85)

CC	Account	Transaction Description	--- Offset --- CC	Account	Amount	-------- Actual Entry --------- ---- From ----- CC	Account	----- To ------ CC	Account	Feed	Mand
02	024160	DT DESGN FDS - LIBERAL ARTS									
		CLLA-ADVISING	02	241791-00000	1,675,000.00-	02	241617-00000	02	241791-00000	Y	
		** Potential Decrease in Fund Balan			9,264,070.00-						
02	024180	DT DESGN FDS - SCIENCE									
		AMP-NUCLEAR SOLUTIONS INST.	02	241810-00000	18,000.00	02	241810-00000	02	248309-00000	Y	
		FY19 BASE BUDGET - CSC	02	241810-00000	10,418,174.00-	02	246210-00000	02	241810-00000	Y	
		AMP-APPLIED MATHEMATICAL STAT.	02	241810-00000	16,725.00	02	241810-00000	02	248306-00000	Y	
		** Potential Decrease in Fund Balan			10,383,449.00-						
02	024190	DT DESGN FDS - INTERDISCIP PRGM									
		FY19 BASE BUDGET - FACS	02	241911-00000	9,349.00-	02	246210-00000	02	241911-00000	Y	
		FY19 BASE BUDGET - ATLT	02	241944-00000	31,598.00-	02	246210-00000	02	241944-00000	Y	
		FY19 BASE BUDGET - DOF	02	241946-00000	31,000.00-	02	246210-00000	02	241946-00000	Y	
		FY19 BASE BUDGET - DOF	02	241946-10000	1,000,000.00-	02	246210-00000	02	241946-10000	Y	
		FY19 BASE BUDGET - TEXC	02	241951-00000	45,000.00-	02	246210-00000	02	241951-00000	Y	
		ALLOCATION MOVE	02	242001-00000	500,000.00	02	242001-00000	02	240185-00000	Y	
		FY 19 DT ALLOC - IT	02	242001-00000	500,000.00-	02	024000	02	242001-00000	Y	
		MILITARY SCIENCE	02	242013-00000	23,535.00-	02	240205-00000	02	242013-00000	Y	
		FY19 BASE BUDGET - CHEM	02	242033-00000	2,120.00-	02	246210-00000	02	242033-00000	Y	
		FY19 BASE BUDGET - TEXC	02	242035-00000	77,930.00-	02	246210-00000	02	242035-00000	Y	
		FY19 BASE BUDGET - PPO	02	242037-00000	707,892.00-	02	246210-00000	02	242037-00000	Y	
		FY19 BASE BUDGET - PDEV	02	242037-00000	40,000.00-	02	246210-00000	02	242037-00000	Y	
		FY19 BASE BUDGET - DOF	02	242090-00000	17,626.00-	02	246210-00000	02	242090-00000	Y	
		FY19 BASE BUDGET - IFSS	02	242100-00000	11,356.00-	02	246210-00000	02	242100-00000	Y	
		FY19 BASE BUDGET - ITS	02	242111-00000	2,144,972.00-	02	246210-00000	02	242111-00000	Y	
		FY19 BASE BUDGET - ITS	02	242111-00002	525,000.00-	02	246210-00000	02	242111-00002	Y	
		FY19 BASE BUDGET - HECN	02	242120-00000	2,563,451.00-	02	246210-00000	02	242120-00000	Y	
		** Potential Decrease in Fund Balan			7,230,829.00-						
02	024220	DT DESGN FDS - BUSH SCHOOL									
		FY19 BASE BUDGET - SGPS	02	242200-00000	1,237,657.00-	02	246210-00000	02	242200-00000	Y	
		** Potential Decrease in Fund Balan			1,237,657.00-						
02	024230	DT DESGN FDS - VET MED									
		VIBS	02	242301-00000	131,584.00	02	242301-00000	02	242371-00000	Y	
		FY19 BASE BUDGET - CLVM	02	242301-00000	1,562,225.00-	02	246210-00000	02	242301-00000	Y	
		VMTH	02	242301-00000	200,000.00	02	242301-00000	02	242377-00000	Y	
		VTPP	02	242301-00000	179,552.00	02	242301-00000	02	242375-00000	Y	
		VTPB WSGI	02	242301-00000	144,683.00	02	242301-00000	02	248307-00000	Y	
		VSCS	02	242301-00000	60,184.00	02	242301-00000	02	242373-00000	Y	
		IT, GRAD, OUTREACH, FACILITIES	02	242301-00000	740,383.00-	02	242303-00000	02	242301-00000	Y	
		VTPB	02	242301-00000	125,256.00	02	242301-00000	02	242374-00000	Y	
		INF SUPPT	02	242303-00000	4,613,612.00	02	242303-00000	02	242306-00000	Y	
		FY19 BASE BUDGET - CLVM	02	242303-00000	6,237,381.00-	02	246210-00000	02	242303-00000	Y	
		IT, GRAD, OUTREACH, FACILITIES	02	242303-00000	740,383.00	02	242303-00000	02	242301-00000	Y	
		INF SUPPT	02	242306-00000	4,613,612.00-	02	242303-00000	02	242306-00000	Y	

Printed on a Xerox 9700 Laser Printing System at the Computing Services Center / Texas A&M University

Form: URGB01 (02/05/85)

CC	Account	Transaction Description	Offset CC	Offset Account	Amount	Actual Entry From CC	Actual Entry From Account	Actual Entry To CC	Actual Entry To Account	Feed	Mand
02	024230	DT DESGN FDS - VET MED									
		VIBS	02	242371-00000	131,584.00-	02	242301-00000	02	242371-00000	Y	
		VSCS	02	242373-00000	60,184.00-	02	242301-00000	02	242373-00000	Y	
		VTPB	02	242374-00000	125,256.00-	02	242301-00000	02	242374-00000	Y	
		VTPP	02	242375-00000	179,552.00-	02	242301-00000	02	242375-00000	Y	
		VMTH	02	242377-00000	200,000.00-	02	242301-00000	02	242377-00000	Y	
		** Potential Decrease in Fund Balan			7,654,923.00-						
02	024240	DT DESGN FDS - LIBRARY									
		MATERIALS	02	242405-00000	4,552,876.00-	02	242406-00000	02	242405-00000	Y	
		MATERIALS	02	242406-00000	4,552,876.00	02	242406-00000	02	242405-00000	Y	
		FY19 BASE BUDGET - LIBR	02	242406-00000	26,946,022.00-	02	246210-00000	02	242406-00000	Y	
		** Potential Decrease in Fund Balan			26,946,022.00-						
02	024250	DT DESGN FDS - PHYSICAL PLT									
		FY19 DT ALLOC-WASTE	02	242509-00000	317,142.00-	02	024000	02	242509-00000	Y	
		** Potential Decrease in Fund Balan			317,142.00-						
02	024350	DT DESGN FDS - UNIV RESERVES									
		FY19 BASE BUDGET - FAID	02	243504-00000	25,252,926.00-	02	246210-00000	02	243504-00000	Y	
		FY19 BASE BUDGET - FAID	02	243506-00000	2,532,800.00-	02	246210-00000	02	243506-00000	Y	
		FY19 DT ALLOC-CONTINGENCY	02	243507-10000	15,944,015.00-	02	024000	02	243507-10000	Y	
		** Potential Decrease in Fund Balan			43,729,741.00-						
02	024600	DT DESGN FDS - SPECIAL ALLOC 047									
			02	246004-00000	30,000.00	02	246004-00000	02	246004-13000	Y	
		FY19 BASE BUDGET - UHON	02	246004-00000	225,000.00-	02	246210-00000	02	246004-00000	Y	
			02	246004-00000	21,000.00	02	246004-00000	02	246004-37000	Y	
			02	246004-00000	1,000.00	02	246004-00000	02	246004-33000	Y	
			02	246004-00000	170,000.00	02	246004-00000	02	246004-26000	Y	
			02	246004-13000	30,000.00-	02	246004-00000	02	246004-13000	Y	
			02	246004-26000	170,000.00-	02	246004-00000	02	246004-26000	Y	
			02	246004-33000	1,000.00-	02	246004-00000	02	246004-33000	Y	
			02	246004-37000	21,000.00-	02	246004-00000	02	246004-37000	Y	
		FY19 BASE BUDGET - OEFR	02	246031-00000	120,000.00-	02	246210-00000	02	246031-00000	Y	
		FY19 BASE BUDGET - MHEC	02	246033-00000	200,000.00-	02	246210-00000	02	246033-00000	Y	
		FY19 BASE BUDGET - FAID	02	246034-00000	4,701,913.00-	02	246210-00000	02	246034-00000	Y	
		FY19 BASE BUDGET - APAA	02	246142-00000	275,000.00-	02	246210-00000	02	246142-00000	Y	
			02	246205-00000	1,500,000.00-	02	246206-00000	02	246205-00000	Y	
			02	246206-00000	138,340.00	02	246206-00000	02	248318-00000	Y	
		FY19 BASE BUDGET - URES	02	246206-00000	2,813,663.00-	02	246210-00000	02	246206-00000	Y	
			02	246206-00000	1,500,000.00	02	246206-00000	02	246205-00000	Y	
		AACDC OT	02	246210-00000	70,000.00	02	246210-00000	02	240002-16000	Y	
		FY19 BASE BUDGET - IQSE	02	246210-00000	440,481.00	02	246210-00000	02	248302-00000	Y	
		FY19 BASE BUDGET - GRST	02	246210-00000	14,922,654.00	02	246210-00000	02	248010-00000	Y	
		FY19 BASE BUDGET - FAID	02	246210-00000	14,128,202.00	02	246210-00000	02	248001-00000	Y	
		FY19 BASE BUDGET - GRST	02	246210-00000	1,149,125.00	02	246210-00000	02	248006-00000	Y	

Printed on a Xerox 9700 Laser Printing System at the Computing Services Center / Texas A&M University

Form: URGB01 (02/05/85)

CC	Account	Transaction Description	Offset CC	Offset Account	Amount	Actual Entry From CC	Actual Entry From Account	Actual Entry To CC	Actual Entry To Account	Feed	Mand
02	024600	DT DESGN FDS - SPECIAL ALLOC 047									
		FY19 BASE BUDGET - AVPA	02	246210-00000	55,000.00	02	246210-00000	02	246928-00000	Y	
		FY19 BASE BUDGET - ISED	02	246210-00000	700,000.00	02	246210-00000	02	246256-00000	Y	
		FY19 BASE BUDGET - VPROV	02	246210-00000	450,000.00	02	246210-00000	02	246255-00000	Y	
		FY19 BASE BUDGET - PROV	02	246210-00000	13,069,980.00	02	246210-00000	02	246254-00000	Y	
		FY19 BASE BUDGET - CMSE	02	246210-00000	254,000.00	02	246210-00000	02	246222-00000	Y	
		FY19 BASE BUDGET - APAA	02	246210-00000	130,000.00	02	246210-00000	02	240045-00000	Y	
		FY19 BASE BUDGET - TIAS	02	246210-00000	449,082.00	02	246210-00000	02	248318-00000	Y	
		FY19 BASE BUDGET - TAMIN	02	246210-00000	34,247.00	02	246210-00000	02	248305-00000	Y	
		FY19 BASE BUDGET - PROV	02	246210-00000	199,289.00	02	246210-00000	02	240002-00000	Y	
		FY19 BASE BUDGET - UHON	02	246210-00000	225,000.00	02	246210-00000	02	246004-00000	Y	
		FY19 BASE BUDGET - URES	02	246210-00000	2,813,663.00	02	246210-00000	02	246206-00000	Y	
		FY19 BASE BUDGET - MHEC	02	246210-00000	200,000.00	02	246210-00000	02	246033-00000	Y	
		FY19 BASE BUDGET - FAID	02	246210-00000	4,701,913.00	02	246210-00000	02	246034-00000	Y	
		FY19 BASE BUDGET - OEFR	02	246210-00000	120,000.00	02	246210-00000	02	246031-00000	Y	
		FY19 BASE BUDGET - APAA	02	246210-00000	275,000.00	02	246210-00000	02	246142-00000	Y	
		FY19 BASE BUDGET - FAID	02	246210-00000	2,532,800.00	02	246210-00000	02	243506-00000	Y	
		FY19 BASE BUDGET - FAID	02	246210-00000	25,252,926.00	02	246210-00000	02	243504-00000	Y	
		FY19 BASE BUDGET - LIBR	02	246210-00000	26,946,022.00	02	246210-00000	02	242406-00000	Y	
		FY19 BASE BUDGET - IFSS	02	246210-00000	11,356.00	02	246210-00000	02	242100-00000	Y	
		FY19 BASE BUDGET - CLVM	02	246210-00000	6,237,381.00	02	246210-00000	02	242303-00000	Y	
		FY19 BASE BUDGET - HECN	02	246210-00000	2,563,451.00	02	246210-00000	02	242120-00000	Y	
		FY19 BASE BUDGET - ITS	02	246210-00000	525,000.00	02	246210-00000	02	242111-00002	Y	
		FY19 BASE BUDGET - SGPS	02	246210-00000	1,237,657.00	02	246210-00000	02	242200-00000	Y	
		FY19 BASE BUDGET - ITS	02	246210-00000	2,144,972.00	02	246210-00000	02	242111-00000	Y	
		FY19 BASE BUDGET - CLVM	02	246210-00000	1,562,225.00	02	246210-00000	02	242301-00000	Y	
		FY19 BASE BUDGET - TEXC	02	246210-00000	77,930.00	02	246210-00000	02	242035-00000	Y	
		FY19 BASE BUDGET - CHEM	02	246210-00000	2,120.00	02	246210-00000	02	242033-00000	Y	
		FY19 BASE BUDGET - PDEV	02	246210-00000	40,000.00	02	246210-00000	02	242037-00000	Y	
		FY19 BASE BUDGET - DOF	02	246210-00000	1,000,000.00	02	246210-00000	02	241946-10000	Y	
		FY19 BASE BUDGET - DOF	02	246210-00000	17,626.00	02	246210-00000	02	242090-00000	Y	
		FY19 BASE BUDGET - TEXC	02	246210-00000	45,000.00	02	246210-00000	02	241951-00000	Y	
		FY19 BASE BUDGET - PPO	02	246210-00000	707,892.00	02	246210-00000	02	242037-00000	Y	
		FY19 BASE BUDGET - CGE	02	246210-00000	2,036,432.00	02	246210-00000	02	241590-00000	Y	
		FY19 BASE BUDGET - DOF	02	246210-00000	31,000.00	02	246210-00000	02	241946-00000	Y	
		FY19 BASE BUDGET - APDF-CALL	02	246210-00000	20,867.00	02	246210-00000	02	241620-00000	Y	
		FY19 BASE BUDGET - FACS	02	246210-00000	9,349.00	02	246210-00000	02	241911-00000	Y	
		FY19 BASE BUDGET - CSC	02	246210-00000	10,418,174.00	02	246210-00000	02	241810-00000	Y	
		FY19 BASE BUDGET - CLLA	02	246210-00000	9,341,147.00	02	246210-00000	02	241617-00000	Y	
		FY19 BASE BUDGET - ATLT	02	246210-00000	31,598.00	02	246210-00000	02	241944-00000	Y	
		FY19 BASE BUDGET - CLW	02	246210-00000	3,560,662.00	02	246210-00000	02	241094-00000	Y	
		FY19 BASE BUDGET - CBA	02	246210-00000	4,772,443.00	02	246210-00000	02	241290-00000	Y	
		FY19 BASE BUDGET - CLAR	02	246210-00000	5,046,561.00	02	246210-00000	02	241190-00000	Y	
		FY19 BASE BUDGET - AST	02	246210-00000	1,195,000.00	02	246210-00000	02	240294-00000	Y	
		FY19 BASE BUDGET - CEN	02	246210-00000	23,641,056.00	02	246210-00000	02	241414-00000	Y	
		FY19 BASE BUDGET - CAG	02	246210-00000	7,711,461.00	02	246210-00000	02	241091-00000	Y	
		FY19 BASE BUDGET - CED	02	246210-00000	8,356,659.00	02	246210-00000	02	241302-00000	Y	

Printed on a Xerox 9700 Laser Printing System at the Computing Services Center / Texas A&M University

Form: URGB01 (02/05/85)

CC	Account	Transaction Description	Offset CC	Offset Account	Amount	Actual Entry From CC	Actual Entry From Account	Actual Entry To CC	Actual Entry To Account	Feed	Mand
02	024600	DT DESGN FDS - SPECIAL ALLOC 047									
		FY19 BASE BUDGET - UHON	02	246210-00000	169,500.00	02	246210-00000	02	240100-00000	Y	
		FY19 BASE BUDGET - AABS	02	246210-00000	90,000.00	02	246210-00000	02	240292-00000	Y	
		FY19 BASE BUDGET - OOIA	02	246210-00000	142,310.00	02	246210-00000	02	240197-00000	Y	
		FY19 BASE BUDGET - IDIV	02	246210-00000	2,000,000.00	02	246210-00000	02	240193-00000	Y	
		FY19 BASE BUDGET - ADMI	02	246210-00000	523,591.00	02	246210-00000	02	240218-00000	Y	
		FY19 BASE BUDGET - URES	02	246210-00000	969,420.00	02	246210-00000	02	240189-00000	Y	
		FY19 BASE BUDGET - EIS	02	246210-00000	3,193,596.00	02	246210-00000	02	240291-00000	Y	
		FY19 DT ALLOC-AA	02	246210-00000	208,552,820.00-	02	024000	02	246210-00000	Y	
		FY19 BASE BUDGET - CMSE	02	246222-00000	254,000.00-	02	246210-00000	02	246222-00000	Y	
		FY19 BASE BUDGET - PROV	02	246254-00000	13,069,980.00-	02	246210-00000	02	246254-00000	Y	
		FY19 BASE BUDGET - VPROV	02	246255-00000	450,000.00-	02	246210-00000	02	246255-00000	Y	
		FY19 BASE BUDGET - ISED	02	246256-00000	700,000.00-	02	246210-00000	02	246256-00000	Y	
		CEN OT	02	246799-00000	91,853.00-	02	248010-00000	02	246799-00000	Y	
		CLVM OT	02	246896-00000	21,919.00-	02	248010-00000	02	246896-00000	Y	
		CLLA OT	02	246898-00000	42,976.00-	02	248010-00000	02	246898-00000	Y	
		CBA OT	02	246912-00000	171,201.00-	02	248010-00000	02	246912-00000	Y	
		FY19 BASE BUDGET - AVPA	02	246928-00000	55,000.00-	02	246210-00000	02	246928-00000	Y	
		** Potential Decrease in Fund Balan			23,054,165.00-						
02	024800	DT SCHOLARSHIPS STUDENT RECRUITM									
		FY19 BASE BUDGET - FAID	02	248001-00000	14,128,202.00-	02	246210-00000	02	248001-00000	Y	
		FY19 BASE BUDGET - GRST	02	248006-00000	1,149,125.00-	02	246210-00000	02	248006-00000	Y	
		FY19 BASE BUDGET - GRST	02	248010-00000	14,922,654.00-	02	246210-00000	02	248010-00000	Y	
		CAG OT	02	248010-00000	915,806.00	02	248010-00000	02	248011-00000	Y	
		BUSH OT	02	248010-00000	60,000.00	02	248010-00000	02	248341-00000	Y	
		CLLA OT	02	248010-00000	120,000.00	02	248010-00000	02	248340-00000	Y	
		CSC OT	02	248010-00000	132,000.00	02	248010-00000	02	248342-00000	Y	
		CEN OT	02	248010-00000	483,000.00	02	248010-00000	02	248339-00000	Y	
		CED OT	02	248010-00000	889,787.00	02	248010-00000	02	248015-00000	Y	
		CEN OT	02	248010-00000	1,880,423.00	02	248010-00000	02	248016-00000	Y	
		CAG OT	02	248010-00000	177,000.00	02	248010-00000	02	248338-00000	Y	
		CLVM OT	02	248010-00000	45,000.00	02	248010-00000	02	248245-00000	Y	
		CLLA OT	02	248010-00000	630,421.00	02	248010-00000	02	248018-00000	Y	
		CBA OT	02	248010-00000	187,500.00	02	248010-00000	02	248336-00000	Y	
		CSC OT	02	248010-00000	717,393.00	02	248010-00000	02	248019-00000	Y	
		CED OT	02	248010-00000	158,685.00	02	248010-00000	02	248330-00000	Y	
		CLGE OT	02	248010-00000	249,549.00	02	248010-00000	02	248017-00000	Y	
		CLGE OT	02	248010-00000	48,000.00	02	248010-00000	02	248337-00000	Y	
		CLVM OT	02	248010-00000	303,942.00	02	248010-00000	02	248020-00000	Y	
		CSC OT	02	248010-00000	87,209.00	02	248010-00000	02	248329-00000	Y	
		CBA OT	02	248010-00000	926,298.00	02	248010-00000	02	248014-00000	Y	
		CLAR OT	02	248010-00000	426,577.00	02	248010-00000	02	248012-00000	Y	
		CLLA OT	02	248010-00000	42,976.00	02	248010-00000	02	246898-00000	Y	
		BUSH OT	02	248010-00000	360,606.00	02	248010-00000	02	248013-00000	Y	
		CLVM OT	02	248010-00000	21,919.00	02	248010-00000	02	246896-00000	Y	
		CBA OT	02	248010-00000	171,201.00	02	248010-00000	02	246912-00000	Y	

Printed on a Xerox 9700 Laser Printing System at the Computing Services Center / Texas A&M University

Form: URGB01 (02/05/85)

CC	Account	Transaction Description	Offset CC	Offset Account	Amount	Actual Entry From CC	Actual Entry From Account	Actual Entry To CC	Actual Entry To Account	Feed	Mand
02	024800	DT SCHOLARSHIPS STUDENT RECRUITM									
		CED OT	02	248010-00000	312,624.00	02	248010-00000	02	241411-00000	Y	
		CED OT	02	248010-00000	171,000.00	02	248010-00000	02	241392-00000	Y	
		CLAR OT	02	248010-00000	76,500.00	02	248010-00000	02	241191-00000	Y	
		CEN OT	02	248010-00000	91,853.00	02	248010-00000	02	246799-00000	Y	
		CAG OT	02	248010-00000	30,982.00	02	248010-00000	02	240919-00000	Y	
		CAG OT	02	248011-00000	915,806.00-	02	248010-00000	02	248011-00000	Y	
		CLAR OT	02	248012-00000	426,577.00-	02	248010-00000	02	248012-00000	Y	
		LAUP	02	248012-00000	30,000.00	02	248012-00000	02	248028-00000	Y	
		VIZA	02	248012-00000	30,000.00	02	248012-00000	02	248029-00000	Y	
		COSC	02	248012-00000	30,000.00	02	248012-00000	02	248027-00000	Y	
		RECRUITING	02	248012-00000	49,817.00	02	248012-00000	02	248012-10000	Y	
		ARCH	02	248012-00000	30,000.00	02	248012-00000	02	248026-00000	Y	
		RECRUITING	02	248012-10000	49,817.00-	02	248012-00000	02	248012-10000	Y	
		BUSH OT	02	248013-00000	360,606.00-	02	248010-00000	02	248013-00000	Y	
		CBA OT	02	248014-00000	926,298.00-	02	248010-00000	02	248014-00000	Y	
		CED OT	02	248015-00000	889,787.00-	02	248010-00000	02	248015-00000	Y	
		CEN OT	02	248016-00000	1,880,423.00-	02	248010-00000	02	248016-00000	Y	
		CLGE OT	02	248017-00000	249,549.00-	02	248010-00000	02	248017-00000	Y	
		FY19 GRAD RECRUITMENT	02	248017-00000	25,072.00	02	248017-00000	02	248017-00004	Y	
		FY19 GRAD MERIT FELLOWSHIPS	02	248017-00000	84,000.00	02	248017-00000	02	248017-00007	Y	
		FY19 STRATEGIC - GEOL	02	248017-00000	44,080.00	02	248017-00000	02	248017-20000	Y	
		FY19 STRATEGIC - ATMO	02	248017-00000	17,309.00	02	248017-00000	02	248017-30000	Y	
		FY19 STRATEGIC - GEOG	02	248017-00000	23,082.00	02	248017-00000	02	248017-10000	Y	
		FY19 STRATEGIC - OCNG	02	248017-00000	27,581.00	02	248017-00000	02	248017-40000	Y	
		FY19 GRAD RECRUITMENT	02	248017-00004	25,072.00-	02	248017-00000	02	248017-00004	Y	
		FY19 GRAD MERIT FELLOWSHIPS	02	248017-00007	84,000.00-	02	248017-00000	02	248017-00007	Y	
		FY19 STRATEGIC - GEOG	02	248017-10000	23,082.00-	02	248017-00000	02	248017-10000	Y	
		FY19 STRATEGIC - GEOL	02	248017-20000	44,080.00-	02	248017-00000	02	248017-20000	Y	
		FY19 STRATEGIC - ATMO	02	248017-30000	17,309.00-	02	248017-00000	02	248017-30000	Y	
		FY19 STRATEGIC - OCNG	02	248017-40000	27,581.00-	02	248017-00000	02	248017-40000	Y	
		CLLA OT	02	248018-00000	630,421.00-	02	248010-00000	02	248018-00000	Y	
		CSC OT	02	248019-00000	717,393.00-	02	248010-00000	02	248019-00000	Y	
		CLVM OT	02	248020-00000	303,942.00-	02	248010-00000	02	248020-00000	Y	
		FY19 DT ALLOC-TUITION REBATE	02	248023-00000	1,550,000.00-	02	024000	02	248023-00000	Y	
		FY19 DT ALLOC-GOVT	02	248024-00000	361,690.00-	02	024000	02	248024-00000	Y	
		ARCH	02	248026-00000	30,000.00-	02	248012-00000	02	248026-00000	Y	
		COSC	02	248027-00000	30,000.00-	02	248012-00000	02	248027-00000	Y	
		LAUP	02	248028-00000	30,000.00-	02	248012-00000	02	248028-00000	Y	
		VIZA	02	248029-00000	30,000.00-	02	248012-00000	02	248029-00000	Y	
		CLVM OT	02	248245-00000	45,000.00-	02	248010-00000	02	248245-00000	Y	
		CSC OT	02	248329-00000	87,209.00-	02	248010-00000	02	248329-00000	Y	
		CED OT	02	248330-00000	158,685.00-	02	248010-00000	02	248330-00000	Y	
		CBA OT	02	248336-00000	187,500.00-	02	248010-00000	02	248336-00000	Y	
		CLGE OT	02	248337-00000	48,000.00-	02	248010-00000	02	248337-00000	Y	
		CAG OT	02	248338-00000	177,000.00-	02	248010-00000	02	248338-00000	Y	
		CEN OT	02	248339-00000	483,000.00-	02	248010-00000	02	248339-00000	Y	

Printed on a Xerox 9700 Laser Printing System at the Computing Services Center / Texas A&M University

Form: URGB01 (02/05/85)

CC	Account	Transaction Description	--- Offset --- CC	Account	Amount	-------- Actual Entry --------- ---- From ----- CC	Account	----- To ------ CC	Account	Feed	Mand
02	024800	DT SCHOLARSHIPS STUDENT RECRUITM									
		CLLA OT	02	248340-00000	120,000.00-	02	248010-00000	02	248340-00000	Y	
		BUSH OT	02	248341-00000	60,000.00-	02	248010-00000	02	248341-00000	Y	
		CSC OT	02	248342-00000	132,000.00-	02	248010-00000	02	248342-00000	Y	
		** Potential Decrease in Fund Balan			31,192,616.00-						
02	024830	ACADEMIC MASTER PLAN									
		FY19 BASE BUDGET - IQSE	02	248302-00000	440,481.00-	02	246210-00000	02	248302-00000	Y	
		IDHM	02	248304-00000	50,000.00-	02	241617-00000	02	248304-00000	Y	
		FY19 BASE BUDGET - TAMIN	02	248305-00000	34,247.00-	02	246210-00000	02	248305-00000	Y	
		AMP-APPLIED MATHEMATICAL STAT.	02	248306-00000	16,725.00-	02	241810-00000	02	248306-00000	Y	
		VTPB WSGI	02	248307-00000	144,683.00-	02	242301-00000	02	248307-00000	Y	
		AMP-NUCLEAR SOLUTIONS INST.	02	248309-00000	18,000.00-	02	241810-00000	02	248309-00000	Y	
		FY19 BASE BUDGET - TIAS	02	248318-00000	449,082.00-	02	246210-00000	02	248318-00000	Y	
			02	248318-00000	138,340.00-	02	246206-00000	02	248318-00000	Y	
		** Potential Decrease in Fund Balan			1,291,558.00-						
02	024990	DT BENEFITS									
		FY19 BENEFIT ALLOCATION	02	249902-00000	1,133,288.00-	02	024000	02	249902-00000	Y	
		FY19 BENEFIT ALLOCATION	02	249907-00000	87,281.00-	02	024000	02	249907-00000	Y	
		FY19 DT ALLOC-ACAP	02	249908-00000	915,263.00-	02	024000	02	249908-00000	Y	
		FY19 DT ALLOC-ACAP	02	249909-00000	91,737.00-	02	024000	02	249909-00000	Y	
		FY19 BENEFIT ALLOCATION	02	249912-00000	84,259.00-	02	024000	02	249912-00000	Y	
		FY19 BENEFIT ALLOCATION	02	249916-00000	1,229,603.00-	02	024000	02	249916-00000	Y	
		FY19 BENEFIT ALLOCATION	02	249920-00000	172,495.00-	02	024000	02	249920-00000	Y	
		FY19 BENEFIT ALLOCATION	02	249925-00000	110,886.00-	02	024000	02	249925-00000	Y	
		FY19 BENEFIT ALLOCATION	02	249926-00000	4,555.00-	02	024000	02	249926-00000	Y	
		FY19 BENEFIT ALLOCATION	02	249927-00000	923.00-	02	024000	02	249927-00000	Y	
		FY19 BENEFIT ALLOCATION	02	249928-00000	1,880.00-	02	024000	02	249928-00000	Y	
		FY19 BENEFIT ALLOCATION	02	249929-00000	1,193.00-	02	024000	02	249929-00000	Y	
		FY19 BENEFIT ALLOCATION	02	249930-00000	445,385.00-	02	024000	02	249930-00000	Y	
		FY19 BENEFIT ALLOCATION	02	249931-00000	135,551.00-	02	024000	02	249931-00000	Y	
		FY19 BENEFIT ALLOCATION	02	249934-00000	38,748.00-	02	024000	02	249934-00000	Y	
		FY19 BENEFIT ALLOCATION	02	249935-00000	437,230.00-	02	024000	02	249935-00000	Y	
		FY19 BENEFIT ALLOCATION	02	249936-00000	708,716.00-	02	024000	02	249936-00000	Y	
		FY19 BENEFIT ALLOCATION	02	249937-00000	270,627.00-	02	024000	02	249937-00000	Y	
		** Potential Decrease in Fund Balan			5,869,620.00-						
02	027016	UTILITIES & ENERGY SERVICES									
		FY19 SECO LOAN II	02	270160-00000	593,201.00	02	270160-00000	02	026901	Y	
		FY19 COMMERCIAL PAPER	02	270160-00000	1,999,444.00	02	270160-00000	02	027016	Y	
		FY19 DEBT SERVICE	02	270160-00000	10,313,330.00	02	270160-00000	02	027016	Y	
		** Potential Increase in Fund Balan			12,905,975.00						
02	027026	STRATEGIC SOURCING									
		FY19 INV EARNINGS ALLOC	02	270260-00000	436,728.00-	02	211080-00000	02	270260-00000	Y	
		GALV SHARED SVCS PROCUREMENT	02	270260-00000	93,094.00-	02	203390-00000	02	270260-00000	Y	

Printed on a Xerox 9700 Laser Printing System at the Computing Services Center / Texas A&M University

Form: URGB01 (02/05/85)

CC	Account	Transaction Description	--- Offset --- CC	Account	Amount	-------- Actual Entry --------- ---- From ----- CC	Account	----- To ------ CC	Account	Feed	Mand
02	027026	STRATEGIC SOURCING									
		HSC Operating Costs -Procurement	02	270260-00000	17,200.00-	02	203390-00000	02	270260-00000	Y	
		** Potential Decrease in Fund Balan			547,022.00-						
02	027030	TEXAS A&M INFORMATION TECHNOLOGY									
		FY19 DEBT SERVICE	02	270300-00000	192,040.00	02	270300-00000	02	027030	Y	
		** Potential Increase in Fund Balan			192,040.00						
02	027099	PURCHASED UTILITIES									
		FY19 SECO LOAN_CL243	02	270990-00000	542,911.00	02	270990-00000	02	026902	Y	
		FY19 EST SECO LOAN #5	02	270990-00000	580,592.00	02	270990-00000	02	027099	Y	
		FY19 EST SECO LOAN #4	02	270990-00000	575,026.00	02	270990-00000	02	027099	Y	
		** Potential Increase in Fund Balan			1,698,529.00						
02	027115	AUXILIARY OVERHEAD ASSESSMENT									
		FY19 AUX ASSESS ALLOC-SYSTEM	02	271150-00000	2,409,305.00	02	271150-00000	02	271400-00000	Y	
		FY19 AUX ASSESS ALLOC-FCOR	02	271150-00000	151,048.00	02	271150-00000	02	271600-00000	Y	
		FY19 AUX ASSESS ALLOC-BACKGR	02	271150-00000	175,000.00	02	271150-00000	02	271410-00000	Y	
		FY19 AUX ASSESS ALLOC-MASD	02	271150-00000	40,578.00	02	271150-00000	02	271360-00000	Y	
		FY19 AUX ASSESS ALLOC-PURS	02	271150-00000	539,231.00	02	271150-00000	02	272010-00000	Y	
		FY19 AUX ASSESS ALLOC-CCOM	02	271150-00000	38,609.00	02	271150-00000	02	271380-00000	Y	
		FY19 AUX ASSESS ALLOC-HUMR	02	271150-00000	737,313.00	02	271150-00000	02	271740-00000	Y	
		FY19 AUX ASSESS ALLOC-VPFN	02	271150-00000	309,148.00	02	271150-00000	02	271260-00000	Y	
		FY19 AUX ASSESS ALLOC-CEE	02	271150-00000	466,603.00	02	271150-00000	02	271290-00000	Y	
		FY19 AUX ASSESS ALLOC-OBAS	02	271150-00000	4,869.00	02	271150-00000	02	271270-00000	Y	
		FY19 AUX ASSESS ALLOC-UNIV ARC	02	271150-00000	38,000.00	02	271150-00000	02	271180-00000	Y	
		FY19 AUX ASSESS ALLOC-EHSD	02	271150-00000	354,003.00	02	271150-00000	02	271350-00000	Y	
		FY19 AUX ASSESS ALLOC-COPS	02	271150-00000	492,014.00	02	271150-00000	02	271250-00000	Y	
		FY19 AUX ASSESS ALLOC-VPMC	02	271150-00000	222,526.00	02	271150-00000	02	271330-00000	Y	
		FY19 AUX ASSESS ALLOC-PRES	02	271150-00000	111,988.00	02	271150-00000	02	271160-00000	Y	
		** Potential Increase in Fund Balan			6,090,235.00						
02	027116	PRESIDENT'S OFFICE									
		FY19 AUX ASSESS ALLOC-PRES	02	271160-00000	111,988.00-	02	271150-00000	02	271160-00000	Y	
		** Potential Decrease in Fund Balan			111,988.00-						
02	027118	UNIVERSITY ARCHITECT									
		FY19 AUX ASSESS ALLOC-UNIV ARC	02	271180-00000	38,000.00-	02	271150-00000	02	271180-00000	Y	
		** Potential Decrease in Fund Balan			38,000.00-						
02	027125	UNIVERSITY POLICE									
		FY19 AUX ASSESS ALLOC-COPS	02	271250-00000	492,014.00-	02	271150-00000	02	271250-00000	Y	
		** Potential Decrease in Fund Balan			492,014.00-						
02	027126	VPFN/CFO									
		FY19 AUX ASSESS ALLOC-VPFN	02	271260-00000	309,148.00-	02	271150-00000	02	271260-00000	Y	
		** Potential Decrease in Fund Balan			309,148.00-						

Printed on a Xerox 9700 Laser Printing System at the Computing Services Center / Texas A&M University

Form: URGB01 (02/05/85)

CC	Account	Transaction Description	--- Offset --- CC	Account	Amount	-------- Actual Entry --------- ---- From ----- CC	Account	----- To ------ CC	Account	Feed	Mand
02	027127	BUDGET OFFICE									
		FY19 AUX ASSESS ALLOC-OBAS	02	271270-00000	4,869.00-	02	271150-00000	02	271270-00000	Y	
		** Potential Decrease in Fund Balan			4,869.00-						
02	027128	PAYROLL									
		IT SERVICES-IMAGING	02	271280-00000	18,138.00	02	271280-00000	02	216010-00000	Y	
		IT SERVICES-TIER1/TIER2	02	271280-00000	10,013.00	02	271280-00000	02	218410-00000	Y	
		** Potential Increase in Fund Balan			28,151.00						
02	027129	EMPLOYEE & ORG DEVELOPMENT									
		FY19 AUX ASSESS ALLOC-CEE	02	271290-00000	466,603.00-	02	271150-00000	02	271290-00000	Y	
		IT SERVICES-TIER1/TIER2	02	271290-00000	8,735.00	02	271290-00000	02	218410-00000	Y	
		IT SERVICES-TIER1/TIER2	02	271290-00000	33,530.00	02	271290-00000	02	218410-00000	Y	
		IT SERVICES-TRAINING ROOMS	02	271290-00000	13,221.00	02	271290-00000	02	218410-00000	Y	
		System Shared Services-EOD	02	271290-00000	198,889.00-	02	203390-00000	02	271290-00000	Y	
		** Potential Decrease in Fund Balan			610,006.00-						
02	027133	MARKETING & COMMUNICATIONS									
		FY19 AUX ASSESS ALLOC-VPMC	02	271330-00000	222,526.00-	02	271150-00000	02	271330-00000	Y	
		** Potential Decrease in Fund Balan			222,526.00-						
02	027135	EHSD									
		FY19 AUX ASSESS ALLOC-EHSD	02	271350-00000	354,003.00-	02	271150-00000	02	271350-00000	Y	
		** Potential Decrease in Fund Balan			354,003.00-						
02	027136	UNIVERSITY RISK AND COMPLIANCE									
		FY19 AUX ASSESS ALLOC-MASD	02	271360-00000	40,578.00-	02	271150-00000	02	271360-00000	Y	
		** Potential Decrease in Fund Balan			40,578.00-						
02	027138	CONTRACT ADMINISTRATION									
		FY19 AUX ASSESS ALLOC-CCOM	02	271380-00000	38,609.00-	02	271150-00000	02	271380-00000	Y	
		** Potential Decrease in Fund Balan			38,609.00-						
02	027140	SYSTEM ASSESSMENTS									
		FY19 AUX ASSESS ALLOC-SYSTEM	02	271400-00000	2,409,305.00-	02	271150-00000	02	271400-00000	Y	
		** Potential Decrease in Fund Balan			2,409,305.00-						
02	027141	BACKGROUND CHECKS									
		FY19 AUX ASSESS ALLOC-BACKGR	02	271410-00000	175,000.00-	02	271150-00000	02	271410-00000	Y	
		** Potential Decrease in Fund Balan			175,000.00-						
02	027160	OFFICE OF FACILITIES COORDINATIO									
		FY19 AUX ASSESS ALLOC-FCOR	02	271600-00000	151,048.00-	02	271150-00000	02	271600-00000	Y	
		** Potential Decrease in Fund Balan			151,048.00-						
02	027174	AUX ASSESSMENT-HUMAN RESOURCES									
		FY19 AUX ASSESS ALLOC-HUMR	02	271740-00000	737,313.00-	02	271150-00000	02	271740-00000	Y	
		** Potential Decrease in Fund Balan			737,313.00-						

Printed on a Xerox 9700 Laser Printing System at the Computing Services Center / Texas A&M University

Form: URGB01 (02/05/85)

CC	Account	Transaction Description	--- Offset --- CC	Account	Amount	-------- Actual Entry --------- ---- From ----- CC	Account	----- To ------ CC	Account	Feed	Mand
02	027201	PROCUREMENT SERVICES									
		FY19 AUX ASSESS ALLOC-PURS	02	272010-00000	539,231.00-	02	271150-00000	02	272010-00000	Y	
		** Potential Decrease in Fund Balan			539,231.00-						
02	029000	STATE AUF-CHAIR AND BRIDGING									
		FY19 BASE BUDGET - AST	02	290026-00000	162,500.00-	02	290144-00000	02	290026-00000	Y	
		FY19 BASE BUDGET - ITAS	02	290027-00000	211,339.00-	02	290144-00000	02	290027-00000	Y	
		FY19 BASE BUDGET - ODRS	02	290028-00000	133,196.00-	02	290144-00000	02	290028-00000	Y	
		** Potential Decrease in Fund Balan			507,035.00-						
02	029005	STATE AUF-STRATEGIC INITIATIVES									
		FY19 BASE BUDGET - URES	02	290134-00000	2,298,124.00-	02	290144-00000	02	290134-00000	Y	
		FY19 BASE BUDGET - URES	02	290144-00000	2,298,124.00	02	290144-00000	02	290134-00000	Y	
		FY19 AUF ALLOC-AA	02	290144-00000	18,369,263.00-	02	299999-00000	02	290144-00000	Y	
		FY19 BASE BUDGET - PPO	02	290144-00000	21,900.00	02	290144-00000	02	290698-00000	Y	
		FY19 BASE BUDGET - DOF	02	290144-00000	250,000.00	02	290144-00000	02	290251-00000	Y	
		FY19 BASE BUDGET - PROV	02	290144-00000	5,986,789.00	02	290144-00000	02	290991-00000	Y	
		FY19 BASE BUDGET - CMSE	02	290144-00000	301,500.00	02	290144-00000	02	290150-00000	Y	
		FY19 BASE BUDGET - ODRS	02	290144-00000	133,196.00	02	290144-00000	02	290028-00000	Y	
		FY19 BASE BUDGET - GRST	02	290144-00000	9,003,915.00	02	290144-00000	02	290650-00000	Y	
		FY19 BASE BUDGET - ITAS	02	290144-00000	211,339.00	02	290144-00000	02	290027-00000	Y	
		FY19 BASE BUDGET - AST	02	290144-00000	162,500.00	02	290144-00000	02	290026-00000	Y	
		FY19 BASE BUDGET - CMSE	02	290150-00000	301,500.00-	02	290144-00000	02	290150-00000	Y	
		** Potential Decrease in Fund Balan			2,599,624.00-						
02	029025	STATE AUF-NEW FACULTY SALARIES S									
		FY19 BASE BUDGET - DOF	02	290251-00000	250,000.00-	02	290144-00000	02	290251-00000	Y	
		** Potential Decrease in Fund Balan			250,000.00-						
02	029065	STATE AUF-GRADUATE STUDENT STIPE									
		CBA OT	02	290650-00000	407,819.00	02	290650-00000	02	291033-00000	Y	
		CSC OT	02	290650-00000	2,462,530.00	02	290650-00000	02	291038-00000	Y	
		BUSH OT	02	290650-00000	160,939.00	02	290650-00000	02	291032-00000	Y	
		CLVM OT	02	290650-00000	321,083.00	02	290650-00000	02	291039-00000	Y	
		CED OT	02	290650-00000	884,442.00	02	290650-00000	02	291034-00000	Y	
		CLLA OT	02	290650-00000	1,738,297.00	02	290650-00000	02	291037-00000	Y	
		CLAR OT	02	290650-00000	200,819.00	02	290650-00000	02	291031-00000	Y	
		CEN OT	02	290650-00000	1,653,665.00	02	290650-00000	02	291035-00000	Y	
		CLGE OT	02	290650-00000	282,225.00	02	290650-00000	02	291036-00000	Y	
		CAG OT	02	290650-00000	1,472,291.00	02	290650-00000	02	291030-00000	Y	
		GRST ONE TIME	02	290650-00000	584,000.00-	02	290991-00000	02	290650-00000	Y	
		FY19 BASE BUDGET - GRST	02	290650-00000	9,003,915.00-	02	290144-00000	02	290650-00000	Y	
		FY19 BASE BUDGET - PPO	02	290698-00000	21,900.00-	02	290144-00000	02	290698-00000	Y	
		CAG OT	02	291030-00000	1,472,291.00-	02	290650-00000	02	291030-00000	Y	
		CLAR OT	02	291031-00000	200,819.00-	02	290650-00000	02	291031-00000	Y	
		LAUP	02	291031-00000	73,044.00	02	291031-00000	02	291043-00000	Y	
		COSC	02	291031-00000	16,024.00	02	291031-00000	02	291042-00000	Y	

Printed on a Xerox 9700 Laser Printing System at the Computing Services Center / Texas A&M University

Form: URGB01 (02/05/85)

CC	Account	Transaction Description	--- Offset --- CC	Account	Amount	-------- Actual Entry --------- ---- From ----- CC	Account	----- To ------ CC	Account	Feed	Mand
02	029065	STATE AUF-GRADUATE STUDENT STIPE									
		VIZA	02	291031-00000	39,956.00	02	291031-00000	02	291044-00000	Y	
		ARCH	02	291031-00000	71,795.00	02	291031-00000	02	291041-00000	Y	
		BUSH OT	02	291032-00000	160,939.00-	02	290650-00000	02	291032-00000	Y	
		CBA OT	02	291033-00000	407,819.00-	02	290650-00000	02	291033-00000	Y	
		CED OT	02	291034-00000	884,442.00-	02	290650-00000	02	291034-00000	Y	
		CEN OT	02	291035-00000	1,653,665.00-	02	290650-00000	02	291035-00000	Y	
		CLGE OT	02	291036-00000	282,225.00-	02	290650-00000	02	291036-00000	Y	
		FY19 TUITION - OCNG	02	291036-00000	41,610.00	02	291036-00000	02	291036-40000	Y	
		FY19 TUITION - ATMO	02	291036-00000	20,504.00	02	291036-00000	02	291036-30000	Y	
		FY19 TUITION - GEOG	02	291036-00000	69,953.00	02	291036-00000	02	291036-10000	Y	
		FY19 TUITION - GEOL	02	291036-00000	150,158.00	02	291036-00000	02	291036-20000	Y	
		FY19 TUITION - GEOG	02	291036-10000	69,953.00-	02	291036-00000	02	291036-10000	Y	
		FY19 TUITION - GEOL	02	291036-20000	150,158.00-	02	291036-00000	02	291036-20000	Y	
		FY19 TUITION - ATMO	02	291036-30000	20,504.00-	02	291036-00000	02	291036-30000	Y	
		FY19 TUITION - OCNG	02	291036-40000	41,610.00-	02	291036-00000	02	291036-40000	Y	
		CLLA OT	02	291037-00000	1,738,297.00-	02	290650-00000	02	291037-00000	Y	
		CSC OT	02	291038-00000	2,462,530.00-	02	290650-00000	02	291038-00000	Y	
		CLVM OT	02	291039-00000	321,083.00-	02	290650-00000	02	291039-00000	Y	
		ARCH	02	291041-00000	71,795.00-	02	291031-00000	02	291041-00000	Y	
		COSC	02	291042-00000	16,024.00-	02	291031-00000	02	291042-00000	Y	
		LAUP	02	291043-00000	73,044.00-	02	291031-00000	02	291043-00000	Y	
		VIZA	02	291044-00000	39,956.00-	02	291031-00000	02	291044-00000	Y	
		** Potential Decrease in Fund Balan			9,609,815.00-						
02	029099	STATE AUF-PROPOSITION 17 RESERVE									
		GRST ONE TIME	02	290991-00000	584,000.00	02	290991-00000	02	290650-00000	Y	
		FY19 BASE BUDGET - PROV	02	290991-00000	5,986,789.00-	02	290144-00000	02	290991-00000	Y	
		** Potential Decrease in Fund Balan			5,402,789.00-						
02	029200	AUF EXCELLENCE INITIATIVES ONE-T									
		FY19 ONE TIME ALLOCATION	02	292023-00000	1,000,000.00-	02	299999-00000	02	292023-00000	Y	
		** Potential Decrease in Fund Balan			1,000,000.00-						
02	029998	AUF-CRI									
		FY19 AUF CRI	02	299980-00000	16,500,000.00-	02	299999-00000	02	299980-00000	Y	
		** Potential Decrease in Fund Balan			16,500,000.00-						
02	029999	AUF EXCELLENCE INITIATIVES									
		FY19 AUF ALLOCATION	02	299999-00000	59,538,658.00-	02	029999	02	299999-00000	Y	
		FY19 AUF ALLOC-CONTINGENCY	02	299999-00000	24,669,395.00	02	299999-00000	02	299999-10000	Y	
		FY19 AUF CRI	02	299999-00000	16,500,000.00	02	299999-00000	02	299980-00000	Y	
		FY19 AUF ALLOC-AA	02	299999-00000	18,369,263.00	02	299999-00000	02	290144-00000	Y	
		FY19 ONE TIME ALLOCATION	02	299999-00000	1,000,000.00	02	299999-00000	02	292023-00000	Y	
		FY19 ONE-TIME FOR CLLW	02	299999-00000	1,000,000.00-	02	029999	02	299999-00000	Y	
		FY19 AUF ALLOC-CONTINGENCY	02	299999-10000	24,669,395.00-	02	299999-00000	02	299999-10000	Y	
		** Potential Decrease in Fund Balan			24,669,395.00-						

Printed on a Xerox 9700 Laser Printing System at the Computing Services Center / Texas A&M University

Form: URGB01 (02/05/85)

CC	Account	Transaction Description	Offset CC	Offset Account	Amount	Actual Entry From CC	Actual Entry From Account	Actual Entry To CC	Actual Entry To Account	Feed	Mand
02	030009	STADIUM REVENUE FUND									
		FY19 LIC ALLOC-ATHL	02	300090-00000	100,000.00-	02	203810-00000	02	300090-00000	N	
		FY19 UNIVERSITY TRANSFER	02	300090-00000	3,000,000.00	02	300090-00000	02	303070-00000	N	
		FY19 FUNDING	02	300090-00000	54,000.00	02	300090-00000	02	303150-00000	N	
		FY19 FUNDING FOR AGGIE BAND	02	300090-00000	60,000.00	02	300090-00000	02	218780-00000	N	
		FY19 COMPLIANCE FUNDING	02	300090-00000	30,426.00	02	300090-00000	02	204210-00000	N	
		FY19 COMMERCIAL PAPER	02	300090-00000	1,556,000.00	02	300090-00000	02	030009	Y	
		FY19 FUNDING FOR NUTRITION CTR	02	300090-00000	1,734,000.00	02	300090-00000	02	301710-00000	N	
		FY19 DEBT SERVICE	02	300090-00000	22,162,424.00	02	300090-00000	02	030009	Y	
		FY19 FUNDING FOR AGGIE BAND	02	300090-00000	1,600,000.00	02	300090-00000	02	218430-00000	N	
		FY19 CONCESS ALLOC-ATHL	02	300090-00000	200,000.00-	02	217780-00000	02	300090-00000	Y	
		FY19 LIC ALLOC-ATHL	02	300090-00000	2,300,000.00-	02	203810-00000	02	300090-00000	N	
		** Potential Increase in Fund Balan			27,596,850.00						
02	030015	AFR YEAR END ENTRIES NON CASH (F									
		FY19 DISCOUNTING	02	300150-00000	6,761,876.00	02	300150-00000	02	510239-00000	N	
		FY19 DISCOUNTING	02	300150-00000	18,698,081.00-	02	510239-00000	02	300150-00000	N	
		** Potential Decrease in Fund Balan			11,936,205.00-						
02	030016	DORM ADMINISTRATION-CORPS									
		XFER TO FUND CORPS OPERATIONS	02	300160-00000	1,224,771.00-	02	300620-00000	02	300160-00000	Y	
		** Potential Decrease in Fund Balan			1,224,771.00-						
02	030037	HEALTH CENTER									
		STUDENT HEALTH SERVICES	02	300370-00000	9,200,000.00-	02	300390-00000	02	300370-00000	Y	
		EMS FEE ALLOCATION	02	300370-00000	550,000.00	02	300370-00000	02	302850-00000	Y	
		** Potential Decrease in Fund Balan			8,650,000.00-						
02	030039	HEALTH CTR FEE RESERVE									
		STUDENT HEALTH SERVICES	02	300390-00000	9,200,000.00	02	300390-00000	02	300370-00000	Y	
		** Potential Increase in Fund Balan			9,200,000.00						
02	030042	REC SPORTS GENERATED REV OP ACCT									
		RSPO FY19 VPSA ADMIN SUPPORT	02	300420-00000	48,000.00	02	300420-00000	02	302520-00000	Y	
		RSPO FY12 BUDGET REDUCTION	02	300420-00000	260,232.00	02	300420-00000	02	303080-00000	Y	
		RSPO FY18 1% ROLLBACK	02	300420-00000	25,000.00	02	300420-00000	02	303080-00000	Y	
		TAMU SPORTS CLUBS	02	300420-00000	305,438.00	02	300420-00000	02	201070-00000	Y	
		RSPO CAF SWAP	02	300420-00000	12,000.00	02	300420-00000	02	302520-00000	Y	
		** Potential Increase in Fund Balan			650,670.00						
02	030046	MEMORIAL STUDENT CENTER STUDENT									
			02	300460-00000	1,800.00	02	300460-00000	02	300940-00000	Y	
			02	300460-00000	4,130.00-	02	302280-00000	02	300460-00000	Y	
		MSC 2.1 BUDGET REDUCTION	02	300460-00000	14,966.00	02	300460-00000	02	303080-00000	Y	
			02	300460-00000	95,000.00-	02	301060-00000	02	300460-00000	Y	
			02	300460-00000	8,254.00-	02	216640-00000	02	300460-00000	Y	
		** Potential Decrease in Fund Balan			90,618.00-						

Printed on a Xerox 9700 Laser Printing System at the Computing Services Center / Texas A&M University

Form: URGB01 (02/05/85)

CC	Account	Transaction Description	Offset CC	Offset Account	Amount	Actual Entry From CC	Actual Entry From Account	Actual Entry To CC	Actual Entry To Account	Feed	Mand
02	030048	UNIVERSITY CENTER COMPLEX									
		UCEN FY12 BUDGET REDUCTION	02	300480-00000	65,539.00	02	300480-00000	02	303080-00000	Y	
		FY19 VPSA ADMIN SUPPORT	02	300480-00000	24,000.00	02	300480-00000	02	302520-00000	Y	
		MSC SUPPORT	02	300480-00000	335,664.00-	02	300720-00000	02	300480-00000	Y	
		UCEN 1% PULLBACK-FY18	02	300480-00000	25,000.00	02	300480-00000	02	303080-00000	Y	
		** Potential Decrease in Fund Balan			221,125.00-						
02	030053	STUDENT HEALTH SERVICES RENEWAL									
		BLDG RENEWAL	02	300530-00000	13,276.00-	02	302970-00000	02	300530-00000	Y	
		** Potential Decrease in Fund Balan			13,276.00-						
02	030054	TRANSPORTATION SERVICES									
		FY19 DEBT SERVICE	02	300540-00000	3,445,378.00	02	300540-00000	02	030054	Y	
		FY19 COMMERCIAL PAPER	02	300540-00000	2,462,321.00	02	300540-00000	02	030054	Y	
		FY19 CAIN LEASE PAYMENT	02	300540-00000	2,441,986.00	02	300540-00000	02	030054	Y	
		** Potential Increase in Fund Balan			8,349,685.00						
02	030062	RESIDENCE HALLS									
		VPSA AUXILIARY ADMINISTRATION	02	300620-00000	179,000.00	02	300620-00000	02	302520-00000	Y	
		FY12 FY19 BIDGET REDUCTIONS	02	300620-00000	846,451.00	02	300620-00000	02	303080-00000	Y	
		XFER TO FUND CORPS OPERATIONS	02	300620-00000	1,224,771.00	02	300620-00000	02	300160-00000	Y	
		XFER TO FUND BUDGET 215680	02	300620-00000	200,000.00	02	300620-00000	02	215680-00000	Y	
		COPRS PROJECT FUND	02	300620-00000	1,690.00	02	300620-00000	02	215700-00000	Y	
		XFER TO SOFC FOR STUDENT GROUP	02	300620-00000	36,000.00	02	300620-00000	02	210800-00000	Y	
		XFER TO FUND BUDGET 217760	02	300620-00000	8,000.00	02	300620-00000	02	217760-00000	Y	
		CORPS AWARDS AND TROPHIES	02	300620-00000	8,500.00	02	300620-00000	02	215740-00000	Y	
		FY19 DEBT SERVICE	02	300620-00000	25,990,762.00	02	300620-00000	02	030062	Y	
		FY19 COMMERCIAL PAPER	02	300620-00000	2,010,770.00	02	300620-00000	02	030062	Y	
		** Potential Increase in Fund Balan			30,505,944.00						
02	030072	STUDENT CENTER COMPLEX FEE									
		FY19 INV EARN-MSC	02	300720-00000	335,664.00-	02	302150-00000	02	300720-00000	Y	
		UCEN MAINTENANCE	02	300720-00000	582,000.00	02	300720-00000	02	300990-00000	Y	
		UNIVERSITY CENTER	02	300720-00000	3,476,000.00	02	300720-00000	02	300770-00000	Y	
		DEBT SERVICE	02	300720-00000	107,666.00	02	300720-00000	02	300730-00000	Y	
		MSC SUPPORT	02	300720-00000	335,664.00	02	300720-00000	02	300480-00000	Y	
		** Potential Increase in Fund Balan			4,165,666.00						
02	030073	STUDENT CENTER COMPLEX FEE RESER									
		DEBT SERVICE	02	300730-00000	107,666.00-	02	300720-00000	02	300730-00000	Y	
		FY19 DEBT SERVICE	02	300730-00000	107,666.00	02	300730-00000	02	030073	Y	
		** Potential Decrease in Fund Balan			0.00						
02	030075	STUDENT MEDIA									
		FY12 BUDGET REDUCTION	02	300750-00000	24,343.00	02	300750-00000	02	303080-00000	Y	
		** Potential Increase in Fund Balan			24,343.00						

Printed on a Xerox 9700 Laser Printing System at the Computing Services Center / Texas A&M University

Form: URGB01 (02/05/85)

CC	Account	Transaction Description	--- Offset --- CC	Account	Amount	-------- Actual Entry --------- ---- From ----- CC	Account	----- To ------ CC	Account	Feed	Mand
02	030077	UNIVERSITY CENTER COMPLEX									
		UNIVERSITY CENTER	02	300770-00000	3,476,000.00-	02	300720-00000	02	300770-00000	Y	
		** Potential Decrease in Fund Balan			3,476,000.00-						
02	030094	TOWN HALL PROGRAM									
			02	300940-00000	1,800.00-	02	300460-00000	02	300940-00000	Y	
		** Potential Decrease in Fund Balan			1,800.00-						
02	030099	UNIVERSITY CENTER RENOVATION									
		UCEN MAINTENANCE	02	300990-00000	582,000.00-	02	300720-00000	02	300990-00000	Y	
		** Potential Decrease in Fund Balan			582,000.00-						
02	030106	MSC OPAS OPERATING - A									
			02	301060-00000	95,000.00	02	301060-00000	02	300460-00000	Y	
		** Potential Increase in Fund Balan			95,000.00						
02	030117	TAMU BOOKSTORE CONTRACT OPERATIO									
		FY19 BOOKSTORE ALLOC-CORPS SCH	02	301170-00000	20,000.00	02	301170-00000	02	216410-00000	Y	
		FY19 BOOKSTORE ALLOC-MSC SUPT	02	301170-00000	500,000.00	02	301170-00000	02	210830-00000	Y	
		FY19 BOOKSTORE ALLOC-FAC & GA	02	301170-00000	1,304,000.00	02	301170-00000	02	206550-00000	Y	
		FY19 BOOKSTORE ALLOC-SACT	02	301170-00000	175,000.00	02	301170-00000	02	210800-00000	Y	
		** Potential Increase in Fund Balan			1,999,000.00						
02	030118	REC SPORTS RENEWAL & MODIFICATIO									
		NON SRC R&M TRANSFER	02	301180-00000	200,000.00-	02	301790-00000	02	301180-00000	Y	
		** Potential Decrease in Fund Balan			200,000.00-						
02	030171	RC SLOCUM NUTRITION CENTER									
		FY19 FUNDING FOR NUTRITION CTR	02	301710-00000	1,734,000.00-	02	300090-00000	02	301710-00000	N	
		** Potential Decrease in Fund Balan			1,734,000.00-						
02	030179	RECREATIONAL SPORTS FEE									
		NON SRC R&M TRANSFER	02	301790-00000	200,000.00	02	301790-00000	02	301180-00000	Y	
		NON SRC R&M TRANSFER	02	301790-00000	600,000.00	02	301790-00000	02	301970-00000	Y	
		RSF SRC OPERATING	02	301790-00000	8,508,368.00	02	301790-00000	02	301960-00000	Y	
		FY19 DEBT SERVICE	02	301790-00000	3,612,680.00	02	301790-00000	02	030179	Y	
		FY19 COMMERCIAL PAPER	02	301790-00000	29,700.00	02	301790-00000	02	030179	Y	
		** Potential Increase in Fund Balan			12,950,748.00						
02	030196	RECREATIONAL SPORTS OPERATING									
		RSF SRC OPERATING	02	301960-00000	8,508,368.00-	02	301790-00000	02	301960-00000	Y	
		** Potential Decrease in Fund Balan			8,508,368.00-						
02	030197	STUDENT RECREATION RESERVE-MAIT									
		NON SRC R&M TRANSFER	02	301970-00000	600,000.00-	02	301790-00000	02	301970-00000	Y	
		** Potential Decrease in Fund Balan			600,000.00-						

Printed on a Xerox 9700 Laser Printing System at the Computing Services Center / Texas A&M University

Form: URGB01 (02/05/85)

CC	Account	Transaction Description	Offset CC	Offset Account	Amount	Actual Entry From CC	Actual Entry From Account	Actual Entry To CC	Actual Entry To Account	Feed	Mand
02	030215	AUXILIARY ENTERPRISES-OP RESERVE									
		FY19 INV EARN-MSC	02	302150-00000	335,664.00	02	302150-00000	02	300720-00000	Y	
		FY19 INV EARN-CORPS OPER	02	302150-00000	200,000.00	02	302150-00000	02	302870-00000	Y	
		FY19 INV EARN-BAND	02	302150-00000	275,000.00	02	302150-00000	02	302880-00000	Y	
		FY19 INV EARN-FAC & GA	02	302150-00000	874,402.00	02	302150-00000	02	206550-00000	Y	
		FY19 INV EARN-DEF MAINT	02	302150-00000	2,000,000.00	02	302150-00000	02	030307	Y	
		FY19 INV EARN-CHCR	02	302150-00000	179,500.00	02	302150-00000	02	302450-00000	Y	
		** Potential Increase in Fund Balan			3,864,566.00						
02	030228	MSC WILEY ENDOWED LECTURE SERIES									
			02	302280-00000	4,130.00	02	302280-00000	02	300460-00000	Y	
		** Potential Increase in Fund Balan			4,130.00						
02	030245	CHILDREN'S CENTER - OPERATING									
		FY19 INV EARN-CHCR	02	302450-00000	179,500.00-	02	302150-00000	02	302450-00000	Y	
		CHCR - FY12 BUDGET REDUCTION	02	302450-00000	32,133.00	02	302450-00000	02	303080-00000	Y	
		** Potential Decrease in Fund Balan			147,367.00-						
02	030252	STUDENT AFFAIRS AUXILIARY ADMIN									
		VP STUDENT AFFAIRS	02	302520-00000	508,208.00-	02	303080-00000	02	302520-00000	Y	
		VPSA ALLOCATION	02	302520-00000	48,000.00-	02	302970-00000	02	302520-00000	Y	
		IT CONSOLIDATION	02	302520-00000	80,700.00	02	302520-00000	02	205220-00000	Y	
		FY19 VPSA ADMIN SUPPORT	02	302520-00000	24,000.00-	02	302750-00000	02	302520-00000	Y	
		VPSA AUXILIARY ADMINISTRATION	02	302520-00000	179,000.00-	02	300620-00000	02	302520-00000	Y	
		RSPO FY19 VPSA ADMIN SUPPORT	02	302520-00000	48,000.00-	02	300420-00000	02	302520-00000	Y	
		FY19 VPSA ADMIN SUPPORT	02	302520-00000	24,000.00-	02	300480-00000	02	302520-00000	Y	
		RSPO CAF SWAP	02	302520-00000	12,000.00-	02	300420-00000	02	302520-00000	Y	
		** Potential Decrease in Fund Balan			762,508.00-						
02	030275	RUDDER THEATR COMPLEX									
		UCEN - FY12 BUDGET REDUCTION	02	302750-00000	47,870.00	02	302750-00000	02	303080-00000	Y	
		YR2 HVAC LOAN REPAYMENT	02	302750-00000	210,000.00	02	302750-00000	02	303020-00000	Y	
		FY19 VPSA ADMIN SUPPORT	02	302750-00000	24,000.00	02	302750-00000	02	302520-00000	Y	
		** Potential Increase in Fund Balan			281,870.00						
02	030285	EMERGENCY MEDICAL CONSORTIUM									
		EMS FEE ALLOCATION	02	302850-00000	550,000.00-	02	300370-00000	02	302850-00000	Y	
		** Potential Decrease in Fund Balan			550,000.00-						
02	030287	COPRS OPERATIONS/PMC/RECRUITING									
		COMMANDANT	02	302870-00000	157,000.00-	02	303080-00000	02	302870-00000	Y	
		FY19 INV EARN-CORPS OPER	02	302870-00000	200,000.00-	02	302150-00000	02	302870-00000	Y	
		** Potential Decrease in Fund Balan			357,000.00-						
02	030288	AGGIE BAND BOWL TRAVEL									
		FY19 INV EARN-BAND	02	302880-00000	275,000.00-	02	302150-00000	02	302880-00000	Y	
		** Potential Decrease in Fund Balan			275,000.00-						

Printed on a Xerox 9700 Laser Printing System at the Computing Services Center / Texas A&M University

Form: URGB01 (02/05/85)

CC	Account	Transaction Description	--- Offset --- CC	Account	Amount	-------- Actual Entry --------- ---- From ----- CC	Account	----- To ------ CC	Account	Feed	Mand
02	030289	MSC/UNIV CTR FACILITIES RENOVATI									
		FY19 DEBT SERVICE	02	302890-00000	4,643,978.00	02	302890-00000	02	030289	Y	
		** Potential Increase in Fund Balan			4,643,978.00						
02	030297	SHS REVENUE									
		STUDENT LIFE	02	302970-00000	222,066.00	02	302970-00000	02	303170-00000	Y	
		VPSA BUDGET TRANSFERS	02	302970-00000	216,658.00	02	302970-00000	02	303080-00000	Y	
		VPSA ALLOCATION	02	302970-00000	48,000.00	02	302970-00000	02	302520-00000	Y	
		BLDG RENEWAL	02	302970-00000	13,276.00	02	302970-00000	02	300530-00000	Y	
		** Potential Increase in Fund Balan			500,000.00						
02	030302	MSC BUILDING MAINTENANCE/RENEWAL									
		YR2 HVAC LOAN REPAYMENT	02	303020-00000	210,000.00-	02	302750-00000	02	303020-00000	Y	
		** Potential Decrease in Fund Balan			210,000.00-						
02	030307	DEFERRED MAINTENANCE ACCOUNT									
		FY19 UNIVERSITY TRANSFER	02	303070-00000	3,000,000.00-	02	300090-00000	02	303070-00000	N	
		** Potential Decrease in Fund Balan			3,000,000.00-						
02	030308	STUDENT AFFAIRS AUXILIARY FUNDIN									
		MUSIC ACTIVITIES	02	303080-00000	250,648.00	02	303080-00000	02	303110-00000	Y	
		STUDENT LIFE	02	303080-00000	308,373.00	02	303080-00000	02	303100-00000	Y	
		STUDENT LIFE STUDIES	02	303080-00000	162,453.00	02	303080-00000	02	303120-00000	Y	
		VPSA BUDGET TRANSFERS	02	303080-00000	216,658.00-	02	302970-00000	02	303080-00000	Y	
		COMMANDANT	02	303080-00000	157,000.00	02	303080-00000	02	302870-00000	Y	
		UCEN - FY12 BUDGET REDUCTION	02	303080-00000	47,870.00-	02	302750-00000	02	303080-00000	Y	
		VP STUDENT AFFAIRS	02	303080-00000	508,208.00	02	303080-00000	02	302520-00000	Y	
		CHCR - FY12 BUDGET REDUCTION	02	303080-00000	32,133.00-	02	302450-00000	02	303080-00000	Y	
		FY12 BUDGET REDUCTION	02	303080-00000	24,343.00-	02	300750-00000	02	303080-00000	Y	
		FY12 FY19 BIDGET REDUCTIONS	02	303080-00000	846,451.00-	02	300620-00000	02	303080-00000	Y	
		UCEN FY12 BUDGET REDUCTION	02	303080-00000	65,539.00-	02	300480-00000	02	303080-00000	Y	
		RSPO FY18 1% ROLLBACK	02	303080-00000	25,000.00-	02	300420-00000	02	303080-00000	Y	
		UCEN 1% PULLBACK-FY18	02	303080-00000	25,000.00-	02	300480-00000	02	303080-00000	Y	
		RSPO FY12 BUDGET REDUCTION	02	303080-00000	260,232.00-	02	300420-00000	02	303080-00000	Y	
		MSC 2.1 BUDGET REDUCTION	02	303080-00000	14,966.00-	02	300460-00000	02	303080-00000	Y	
		** Potential Decrease in Fund Balan			171,510.00-						
02	030310	STUDENT LIFE AUX FUNDING									
		STUDENT LIFE	02	303100-00000	308,373.00-	02	303080-00000	02	303100-00000	Y	
		** Potential Decrease in Fund Balan			308,373.00-						
02	030311	AGGIE BAND AUX FUNDING									
		MUSIC ACTIVITIES	02	303110-00000	250,648.00-	02	303080-00000	02	303110-00000	Y	
		** Potential Decrease in Fund Balan			250,648.00-						
02	030312	STUDENT LIFE STUDIES AUX FUNDING									
		STUDENT LIFE STUDIES	02	303120-00000	162,453.00-	02	303080-00000	02	303120-00000	Y	
		** Potential Decrease in Fund Balan			162,453.00-						

Printed on a Xerox 9700 Laser Printing System at the Computing Services Center / Texas A&M University

Form: URGB01 (02/05/85)

CC	Account	Transaction Description	Offset CC	Offset Account	Amount	Actual Entry From CC	Actual Entry From Account	Actual Entry To CC	Actual Entry To Account	Feed	Mand
02	030315	RECREATION PARK & TOURISM SCIENC									
		FY19 FUNDING	02	303150-00000	54,000.00-	02	300090-00000	02	303150-00000	N	
		** Potential Decrease in Fund Balan			54,000.00-						
02	030317	SL - HEALTH PROMOTION									
		STUDENT LIFE	02	303170-00000	222,066.00-	02	302970-00000	02	303170-00000	Y	
		** Potential Decrease in Fund Balan			222,066.00-						
02	033700	UNIV ADV FEE - PATT									
		FY19 UAF ALLOC-PATT	02	337001-00000	8,973,828.00-	02	237000-00000	02	337001-00000	Y	
		FY19 DEBT SERVICE	02	337001-00000	561,802.00	02	337001-00000	02	033700	Y	
		** Potential Decrease in Fund Balan			8,412,026.00-						
02	050000	GIFT ACCOUNTS									
		FY19 DISCOUNTING	02	510239-00000	26,739,585.00-	02	199999-00000	02	510239-00000	N	
		FY19 DISCOUNTING	02	510239-00000	6,761,876.00-	02	300150-00000	02	510239-00000	N	
		FY19 DISCOUNTING	02	510239-00000	18,698,081.00	02	510239-00000	02	300150-00000	N	
		FY19 DISCOUNTING	02	510239-00000	118,105,436.00	02	510239-00000	02	210850-00000	N	
		FY19 DISCOUNTING	02	510239-00000	25,321,619.00	02	510239-00000	02	100099-00000	N	
		FY19 DISCOUNTING	02	510239-00000	73,348,840.00-	02	210850-00000	02	510239-00000	N	
		UNIVERSITY ARTS	02	511140-00000	35,000.00	02	511140-00000	02	512993-00000	Y	
		MUSIC ACTIVITIES	02	511140-00000	4,000.00	02	511140-00000	02	512262-00000	Y	
		FY19 LIC ALLOC-BONFIRE	02	511986-00000	60,000.00-	02	203810-00000	02	511986-00000	N	
		FY19 COMMERCIAL PAPER	02	512124-00000	34,477,223.00	02	512124-00000	02	050000	Y	
		MUSIC ACTIVITIES	02	512262-00000	4,000.00-	02	511140-00000	02	512262-00000	Y	
		UNIVERSITY ARTS	02	512993-00000	35,000.00-	02	511140-00000	02	512993-00000	Y	
		** Potential Increase in Fund Balan			89,692,058.00						
02	055000	OTHER RESTRICTED									
		TRANSFER TO 553038	02	553038-00000	5,800,000.00-	02	553047-00000	02	553038-00000	Y	
		TRANSFER TO 553038	02	553047-00000	5,800,000.00	02	553047-00000	02	553038-00000	Y	
		** Potential Decrease in Fund Balan			0.00						
02	100001-00000	GENERAL REVENUE APPROPRIATIONS									
		FY19 REV-STATE APPR	02	010000	295,990,725.00-	02	100001-00000	02	011180	Y	
		** Decrease in SL Allocation **			295,990,725.00-						
02	100002-00000	STAFF BENEFITS PAID BY STATE									
		FY19 REV-BENEFITS PD BY STATE	02	010000	30,985,637.00-	02	100002-00000	02	011180	Y	
		** Decrease in SL Allocation **			30,985,637.00-						
02	100027-00000	COLLEGE WORK STUDY - STATE									
		FY19 REV-WORK STUDY	02	010000	175,000.00-	02	100027-00000	02	011180	N	
		** Decrease in SL Allocation **			175,000.00-						
02	100029-00000	TEXAS GRANT - TAMU - CS - STATE									
		FY19 REV-TX GRANT	02	010000	29,250,000.00-	02	100029-00000	02	011180	N	
		** Decrease in SL Allocation **			29,250,000.00-						

Printed on a Xerox 9700 Laser Printing System at the Computing Services Center / Texas A&M University

Form: URGB01 (02/05/85)

CC	Account	Transaction Description	Offset CC	Offset Account	Amount	Actual Entry From CC	Actual Entry From Account	Actual Entry To CC	Actual Entry To Account	Feed	Mand
02	100036-00000	GROUP INSURANCE - ERS									
		FY19 REV-ERS	02	010000	36,563,046.00-	02	100036-00000	02	011180	Y	
		** Decrease in SL Allocation **			36,563,046.00-						
02	100044-00000	AGENCY INFRASTRUCTURE									
		FY19 REV-AGENCY INFR	02	010000	8,068,447.00-	02	100044-00000	02	011180	Y	
		** Decrease in SL Allocation **			8,068,447.00-						
02	100045-00000	HSC INFRASTRUCTURE									
		FY19 REV-HSC INFRS	02	010000	2,733,362.00-	02	100045-00000	02	011180	Y	
		** Decrease in SL Allocation **			2,733,362.00-						
02	100047-00000	HSC CONTRACT FOR LIBRARY SERVICE									
		FY19 REV-LIBM CONTRACT	02	010000	2,981,255.00-	02	100047-00000	02	011180	Y	
		** Decrease in SL Allocation **			2,981,255.00-						
02	100048-00000	TOP 10% STATE SCHOLARSHIP									
		FY19 REV-TOP 10%	02	010000	500,000.00-	02	100048-00000	02	011180	N	
		** Decrease in SL Allocation **			500,000.00-						
02	100099-00000	AFR YEAR END ENTRIES NON CASH (6									
		FY19 DISCOUNTING	02	010000	54,813,239.00	02	011180	02	100099-00000	N	
		FY19 DISCOUNTING	02	010000	25,321,619.00	02	510239-00000	02	100099-00000	N	
		** Increase in SL Allocation **			80,134,858.00						
02	101000-00000	LABORATORY FEES - FALL & SPRING									
		FY19 REV-LAB FEES-TAMU	02	010100	115,000.00-	02	101000-00000	02	011180	Y	
		** Decrease in SL Allocation **			115,000.00-						
02	101002-00000	STATE MINIMUM TUITION-FALL-RESID									
		FY19 REV-FALL RES	02	010100	31,195,752.00-	02	101002-00000	02	011180	Y	
		** Decrease in SL Allocation **			31,195,752.00-						
02	101003-00000	STATE MINIMUM TUITION-FALL-NONRE									
		FY19 REV-FALL NR	02	010100	17,738,350.00-	02	101003-00000	02	011180	Y	
		** Decrease in SL Allocation **			17,738,350.00-						
02	101004-00000	STATE MINIMUM TUITION-SPRING-RES									
		FY19 REV-SPRING RES	02	010100	28,562,368.00-	02	101004-00000	02	011180	Y	
		** Decrease in SL Allocation **			28,562,368.00-						
02	101005-00000	STATE MINIMUM TUITION-SPRING-NON									
		FY19 REV-SPRING NR	02	010100	15,829,034.00-	02	101005-00000	02	011180	Y	
		** Decrease in SL Allocation **			15,829,034.00-						
02	101006-00000	STATE MINIMUM TUITION-SUMMER-RES									
		FY19 REV-SUMMER RES	02	010100	4,492,147.00-	02	101006-00000	02	011180	Y	
		** Decrease in SL Allocation **			4,492,147.00-						

Printed on a Xerox 9700 Laser Printing System at the Computing Services Center / Texas A&M University

Form: URGB01 (02/05/85)

CC	Account	Transaction Description	Offset CC	Offset Account	Amount	Actual Entry From CC	Actual Entry From Account	Actual Entry To CC	Actual Entry To Account	Feed	Mand
02	101007-00000	STATE MINIMUM TUITION-SUMMER-NON									
		FY19 REV-SUM NR	02	010100	3,247,999.00-	02	101007-00000	02	011180	Y	
		** Decrease in SL Allocation **			3,247,999.00-						
02	101011-00000	STATE MINIMUM TUITION-VET-RESIDE									
		FY19 REV-VET RES	02	010100	2,666,143.00-	02	101011-00000	02	011180	Y	
		** Decrease in SL Allocation **			2,666,143.00-						
02	101012-00000	STATE MINIMUM TUITION-VET-NONRES									
		FY19 REV-VET NR	02	010100	145,800.00-	02	101012-00000	02	011180	Y	
		** Decrease in SL Allocation **			145,800.00-						
02	101016-00000	LAB FEES - VET MEDICINE									
		FY19 REV-LAB FEES-VET MED	02	010100	35,000.00-	02	101016-00000	02	011180	Y	
		** Decrease in SL Allocation **			35,000.00-						
02	101017-00000	GRADUATE TUITION DIFFERENTIAL									
		FY19 REV-GRAD DIFF	02	010100	10,484,768.00-	02	101017-00000	02	011180	Y	
		** Decrease in SL Allocation **			10,484,768.00-						
02	101020-00000	TUITION & WAIVERS - FALL (60)									
		FY19 REV-FALL WAIVERS	02	010100	26,526,289.00-	02	101020-00000	02	011180	Y	
		** Decrease in SL Allocation **			26,526,289.00-						
02	101021-00000	TUITION & WAIVERS - SPRING (60)									
		FY19 REV-SPRING WAIVERS	02	010100	24,313,656.00-	02	101021-00000	02	011180	Y	
		** Decrease in SL Allocation **			24,313,656.00-						
02	101022-00000	TUITION & WAIVERS - SUMMER (60)									
		FY19 REV-SUMMER WAIVERS	02	010100	6,830,852.00-	02	101022-00000	02	011180	Y	
		** Decrease in SL Allocation **			6,830,852.00-						
02	101023-00000	VET TUITION & WAIVERS (60)									
		FY19 REV-VET WAIVERS	02	010100	374,057.00-	02	101023-00000	02	011180	Y	
		** Decrease in SL Allocation **			374,057.00-						
02	101024-00000	UNDERGRAD TUITION AND WAIVERS (6									
		FY19 REV-UG WAIVERS	02	010100	55,000.00-	02	101024-00000	02	011180	Y	
		** Decrease in SL Allocation **			55,000.00-						
02	101025-00000	GRAD TUITION AND WAIVERS (60)									
		FY19 REV-GRAD WAIVERS	02	010100	180,000.00-	02	101025-00000	02	011180	Y	
		** Decrease in SL Allocation **			180,000.00-						
02	101026-00000	TUITION - EXCESS PHD SCH (35)									
		FY19 REV-EXCESS PHD	02	010100	411,549.00-	02	101026-00000	02	011180	Y	
		** Decrease in SL Allocation **			411,549.00-						

Printed on a Xerox 9700 Laser Printing System at the Computing Services Center / Texas A&M University

Form: URGB01 (02/05/85)

CC	Account	Transaction Description	Offset CC	Offset Account	Amount	Actual Entry From CC	Actual Entry From Account	Actual Entry To CC	Actual Entry To Account	Feed	Mand
02	101027-00000	TUITION - EXCESS UNDERGRAD SCH_(									
		FY19 REV-EXCESS UG	02	010100	2,432,741.00-	02	101027-00000	02	011180	Y	
		** Decrease in SL Allocation **			2,432,741.00-						
02	101029-00000	TUITION - UNFUNDED REPEAT-UNDERG									
		FY19 REV-COURSE REPEAT FEES	02	010100	550,000.00-	02	101029-00000	02	011180	Y	
		** Decrease in SL Allocation **			550,000.00-						
02	101031-00000	STATE MINIMUM TUITION-LAW-RESIDE									
		FY19 REV-LAW RES	02	010100	794,412.00-	02	101031-00000	02	011180	Y	
		** Decrease in SL Allocation **			794,412.00-						
02	101032-00000	STATE MINIMUM TUITION-LAW NONRES									
		FY19 REV-LAW NR	02	010100	372,581.00-	02	101032-00000	02	011180	Y	
		** Decrease in SL Allocation **			372,581.00-						
02	101033-00000	CLLW - TUITION AND WAIVERS									
		FY19 REV-LAW WAIVERS	02	010100	311,817.00-	02	101033-00000	02	011180	Y	
		** Decrease in SL Allocation **			311,817.00-						
02	102004-00000	INTEREST ON LAND GRANT ENDOWMENT									
		FY19 REV-LAND GR ENDOW	02	010200	4,500.00-	02	102004-00000	02	011180	Y	
		** Decrease in SL Allocation **			4,500.00-						
02	102005-00000	INVESTMENT EARNINGS									
		FY19 REV-INV EARNINGS	02	010200	1,800,000.00-	02	102005-00000	02	011180	Y	
		** Decrease in SL Allocation **			1,800,000.00-						
02	102006-00000	INVESTMENT EARNINGS - FUND 242									
		FY19 REV-FUND 242	02	010200	350,000.00-	02	102006-00000	02	011180	Y	
		** Decrease in SL Allocation **			350,000.00-						
02	102007-00000	MISCELLANEOUS INCOME									
		FY19 REV-MISC	02	010200	5,000.00-	02	102007-00000	02	011180	Y	
		** Decrease in SL Allocation **			5,000.00-						
02	102100-00000	VET MED-TEACHING HOSPITAL									
		FY19 REV-VET HOSP	02	010210	16,000,000.00-	02	102100-00000	02	011180	Y	
		** Decrease in SL Allocation **			16,000,000.00-						
02	120001-00000	PRESIDENT'S OFFICE									
		FY19 E&G ALLOC-PRES	02	012000	448,195.00	02	011180	02	120001-00000	Y	
		** Increase in SL Allocation **			448,195.00						
02	120002-00000	PROVOST AND EXEC VICE PRESIDENT									
		FY19 BASE BUDGET - PROV	02	012000	1,290,825.00	02	121325-00000	02	120002-00000	Y	
		** Increase in SL Allocation **			1,290,825.00						

Printed on a Xerox 9700 Laser Printing System at the Computing Services Center / Texas A&M University

Form: URGB01 (02/05/85)

CC	Account	Transaction Description	--- Offset --- CC	Account	Amount	-------- Actual Entry --------- ---- From ----- CC	Account	----- To ------ CC	Account	Feed	Mand
02	120003-00000	VICE PRESIDENT AND CFO									
		FY19 E&G ALLOC-VPFN	02	012000	1,960,082.00	02	011180	02	120003-00000	Y	
		** Increase in SL Allocation **			1,960,082.00						
02	120006-00000	HUMAN RESOURCES DEPARTMENT									
		FY19 E&G ALLOC-HUMR	02	012000	3,021,411.00	02	011180	02	120006-00000	Y	
		** Increase in SL Allocation **			3,021,411.00						
02	120007-00000	ASSOCIATE VP & CONTROLLER									
		FY19 E&G ALLOC-VPFN3	02	012000	348,524.00	02	011180	02	120007-00000	Y	
		Fund Swap Galv. Shared Services	02	012000	169,255.00-	02	120007-00000	02	120051-00000	Y	
		Fund Swap Galv. Shared Services	02	012000	139,195.00-	02	120007-00000	02	120052-00000	Y	
		Fund Swap Galv. Shared Services	02	012000	38,529.00-	02	120007-00000	02	120046-00000	Y	
		** Increase in SL Allocation **			1,545.00						
02	120010-00000	PROCUREMENT SERVICES									
		FY19 E&G ALLOC-PURS	02	012000	643,500.00	02	011180	02	120010-00000	Y	
		** Increase in SL Allocation **			643,500.00						
02	120011-00000	UNIVERSITY RISK AND COMPLIANCE									
		FY19 E&G ALLOC-MASD	02	012000	899,004.00	02	011180	02	120011-00000	Y	
		** Increase in SL Allocation **			899,004.00						
02	120012-00000	HUB PROGRAM									
		FY19 E&G ALLOC-HUBS	02	012000	68,222.00	02	011180	02	120012-00000	Y	
		** Increase in SL Allocation **			68,222.00						
02	120013-00000	VP FOR MARKETING AND COMMUNICATI									
		FY19 E&G ALLOC-EHSD	02	012000	3,594,203.00	02	011180	02	120013-00000	Y	
		** Increase in SL Allocation **			3,594,203.00						
02	120014-00000	AFR YEAR END ENTRIES (60)									
		FY19 DISCOUNTING	02	012002	54,813,239.00-	02	120014-00000	02	011180	N	
		** Decrease in SL Allocation **			54,813,239.00-						
02	120016-00000	VP & ASSOC PROVOST FOR DIVERSITY									
		FY19 BASE BUDGET - IDIV	02	012000	795,466.00	02	121325-00000	02	120016-00000	Y	
		** Increase in SL Allocation **			795,466.00						
02	120017-00000	OFFICE OF INSTITUTIONAL EFFECTIV									
		FY19 BASE BUDGET - OOIA	02	012000	661,502.00	02	121325-00000	02	120017-00000	Y	
		** Increase in SL Allocation **			661,502.00						
02	120030-00000	ENTERPRISE INFORMATION SYSTEMS									
		FY19 BASE BUDGET - EIS	02	012000	3,971,997.00	02	121325-00000	02	120030-00000	Y	
		** Increase in SL Allocation **			3,971,997.00						

Printed on a Xerox 9700 Laser Printing System at the Computing Services Center / Texas A&M University

Form: URGB01 (02/05/85)

CC	Account	Transaction Description	Offset CC	Offset Account	Amount	Actual Entry From CC	Actual Entry From Account	Actual Entry To CC	Actual Entry To Account	Feed	Mand
02	120031-00000	INSTRUCTIONAL TECHNOLOGY SERVICE									
		FY19 BASE BUDGET - ITS	02	012000	851,916.00	02	121325-00000	02	120031-00000	Y	
		** Increase in SL Allocation **			851,916.00						
02	120038-00000	CONTRACT ADMINISTRATION									
		FY19 E&G ALLOC-CCOM	02	012000	242,616.00	02	011180	02	120038-00000	Y	
		** Increase in SL Allocation **			242,616.00						
02	120039-00000	SURPLUS PROPERTY									
		FY19 E&G ALLOC-SRPL	02	012000	203,788.00	02	011180	02	120039-00000	Y	
		** Increase in SL Allocation **			203,788.00						
02	120043-00000	DOF IT SERVICES									
		FY19 E&G ALLOC-EDPS	02	012000	664,382.00	02	011180	02	120043-00000	Y	
		IT SERVICES-TIER1/TIER2	02	012000	1,857.00	02	121208-00000	02	120043-00000	Y	
		IT SERVICES-TIER1/TIER2	02	012000	1,592.00	02	150002-00000	02	120043-00000	Y	
		IT SERVICES-TIER1/TIER2	02	012000	282.00	02	120071-00000	02	120043-00000	Y	
		** Increase in SL Allocation **			668,113.00						
02	120045-00000	PAYROLL SERVICES									
		FY19 E&G ALLOC-PAYR	02	012000	743,644.00	02	011180	02	120045-00000	Y	
		** Increase in SL Allocation **			743,644.00						
02	120046-00000	STUDENT FINANCIAL SERVICES									
		FY19 E&G ALLOC-SFSV	02	012000	959,151.00	02	011180	02	120046-00000	Y	
		Fund Swap Galv. Shared Services	02	012000	38,529.00	02	120007-00000	02	120046-00000	Y	
		** Increase in SL Allocation **			997,680.00						
02	120047-00000	BANKING & MANAGEMENT FEES									
		FY19 E&G ALLOC-BANKING FEES	02	012000	325,000.00	02	011180	02	120047-00000	Y	
		** Increase in SL Allocation **			325,000.00						
02	120048-00000	BUDGET OFFICE									
		FY19 E&G ALLOC-OBAS	02	012000	421,756.00	02	011180	02	120048-00000	Y	
		** Increase in SL Allocation **			421,756.00						
02	120050-00000	UNIVERSITY POLICE									
		FY19 E&G ALLOC-COPS	02	012000	6,201,611.00	02	011180	02	120050-00000	Y	
		** Increase in SL Allocation **			6,201,611.00						
02	120051-00000	FMO - ACCOUNTING SERVICES									
		FY19 E&G ALLOC-ACCT SERV	02	012000	1,293,419.00	02	011180	02	120051-00000	Y	
		Fund Swap Galv. Shared Services	02	012000	169,255.00	02	120007-00000	02	120051-00000	Y	
		** Increase in SL Allocation **			1,462,674.00						
02	120052-00000	FMO - ACCOUNTING OPERATIONS									
		Fund Swap Galv. Shared Services	02	012000	139,195.00	02	120007-00000	02	120052-00000	Y	

Printed on a Xerox 9700 Laser Printing System at the Computing Services Center / Texas A&M University

Form: URGB01 (02/05/85)

CC	Account	Transaction Description	Offset CC	Offset Account	Amount	Actual Entry From CC	Actual Entry From Account	Actual Entry To CC	Actual Entry To Account	Feed	Mand
02	120052-00000	FMO - ACCOUNTING OPERATIONS									
		FY19 E&G ALLOC-ACCT OPER	02	012000	1,976,007.00	02	011180	02	120052-00000	Y	
		** Increase in SL Allocation **			2,115,202.00						
02	120057-00000	DEPARTMENTAL ACCOUNTING SERVICES									
		FY19 E&G ALLOC-DAS	02	012000	379,871.00	02	011180	02	120057-00000	Y	
		** Increase in SL Allocation **			379,871.00						
02	120065-00000	VICE PRESIDENT FOR RESEARCH OPER									
			02	012000	1,213,445.00-	02	120065-00000	02	120083-00000	Y	
		FY19 BASE BUDGET - URES	02	012000	6,046,630.00	02	121325-00000	02	120065-00000	Y	
			02	012000	8,615.00-	02	120065-00000	02	138116-00000	Y	
			02	012000	26,926.00-	02	120065-00000	02	134344-00000	Y	
		** Increase in SL Allocation **			4,797,644.00						
02	120066-00000	ASSOCIATE PROVOST FOR ACADEMIC									
		FY19 BASE BUDGET - APAA	02	012000	365,872.00	02	121325-00000	02	120066-00000	Y	
		** Increase in SL Allocation **			365,872.00						
02	120067-00000	VP FOR ENROLLMENT & ACADEMIC SVC									
		FY19 BASE BUDGET - AST	02	012000	1,485,183.00	02	121325-00000	02	120067-00000	Y	
		** Increase in SL Allocation **			1,485,183.00						
02	120069-00000	ASSOC VP EXTERNAL RELATIONS AD-L									
		FY19 BASE BUDGET - PPO	02	012000	2,408,360.00	02	121325-00000	02	120069-00000	Y	
		FY19 BASE BUDGET - PDEV	02	012000	50,000.00	02	121325-00000	02	120069-00000	Y	
		** Increase in SL Allocation **			2,458,360.00						
02	120071-00000	OPEN RECORDS OFFICE									
		IT SERVICES-TIER1/TIER2	02	012000	282.00-	02	120071-00000	02	120043-00000	Y	
		FY19 E&G ALLOC-OPEN REC	02	012000	145,588.00	02	011180	02	120071-00000	Y	
		** Increase in SL Allocation **			145,306.00						
02	120072-00000	GOVERNMENT RELATIONS									
		FY19 E&G ALLOC-PRAD	02	012000	358,054.00	02	011180	02	120072-00000	Y	
		** Increase in SL Allocation **			358,054.00						
02	120073-00000	PRESIDENT'S OFFICE - ADMINISTRAT									
		FY19 E&G ALLOC-GOVT	02	012000	644,036.00	02	011180	02	120073-00000	Y	
		** Increase in SL Allocation **			644,036.00						
02	120081-00000	UNIVERSITY ARCHITECT									
		FY19 E&G ALLOC-UARC	02	012000	319,032.00	02	011180	02	120081-00000	Y	
		** Increase in SL Allocation **			319,032.00						
02	120082-00000	OFFICE OF SUSTAINABILITY									
		FY19 E&G ALLOC-SUST	02	012000	196,669.00	02	011180	02	120082-00000	Y	
		** Increase in SL Allocation **			196,669.00						

Printed on a Xerox 9700 Laser Printing System at the Computing Services Center / Texas A&M University

Form: URGB01 (02/05/85)

CC	Account	Transaction Description	Offset CC	Offset Account	Amount	Actual Entry From CC	Actual Entry From Account	Actual Entry To CC	Actual Entry To Account	Feed	Mand
02	120083-00000	HIGH PERFORMANCE RESEARCH COMPUT									
			02	012000	1,213,445.00	02	120065-00000	02	120083-00000	Y	
		** Increase in SL Allocation **			1,213,445.00						
02	120084-00000	VICE PROVOST - ADLOC									
		FY19 BASE BUDGET - VPROV	02	012000	402,034.00	02	121325-00000	02	120084-00000	Y	
		** Increase in SL Allocation **			402,034.00						
02	120085-00000	OFFICE OF EXTERNAL FACULTY RECOG									
		FY19 BASE BUDGET - OEFR	02	012000	280,000.00	02	121325-00000	02	120085-00000	Y	
		** Increase in SL Allocation **			280,000.00						
02	120400-00000	OFFICE OF ADMISSIONS									
		FY19 BASE BUDGET - ADMI	02	012040	3,424,554.00	02	121325-00000	02	120400-00000	Y	
		** Increase in SL Allocation **			3,424,554.00						
02	120405-00000	VICE PRESIDENT FOR STUDENT SERVI									
		STUDENT LIFE	02	012040	715,074.00-	02	120405-00000	02	120406-00000	Y	
		FY19 E&G ALLOC-VPSS	02	012040	3,560,807.00	02	011180	02	120405-00000	Y	
		REC SPORTS	02	012040	4,704.00-	02	120405-00000	02	151005-00000	Y	
		MARCOMM	02	012040	181,850.00-	02	120405-00000	02	121324-00000	Y	
		DIVISION CONTINGENCY	02	012040	91,629.00-	02	120405-00000	02	120413-00000	Y	
		COMMANDANT	02	012040	1,202,415.00-	02	120405-00000	02	120408-00000	Y	
		UNIVERSITY CENTER	02	012040	66,041.00-	02	120405-00000	02	150603-00000	Y	
		DISABILITY SERVICES	02	012040	207,593.00-	02	120405-00000	02	120417-00000	Y	
		STUDENT COUNSELING	02	012040	328,174.00-	02	120405-00000	02	120407-00000	Y	
		MILITARY SCIENCE	02	012040	109,974.00-	02	120405-00000	02	134313-00000	Y	
		MUSIC ACTIVITIES	02	012040	31,679.00-	02	120405-00000	02	121213-00000	Y	
		** Increase in SL Allocation **			621,674.00						
02	120406-00000	STUDENT LIFE									
		STUDENT LIFE	02	012040	715,074.00	02	120405-00000	02	120406-00000	Y	
		** Increase in SL Allocation **			715,074.00						
02	120407-00000	STUDENT ACADEMIC COUNSELING									
		STUDENT COUNSELING	02	012040	328,174.00	02	120405-00000	02	120407-00000	Y	
		** Increase in SL Allocation **			328,174.00						
02	120408-00000	OFFICE OF THE COMMANDANT									
		COMMANDANT	02	012040	1,202,415.00	02	120405-00000	02	120408-00000	Y	
		** Increase in SL Allocation **			1,202,415.00						
02	120410-00000	SCHOLARSHIPS AND FINANCIAL AID									
		FY19 BASE BUDGET - SFAOP	02	012040	3,431,069.00	02	121325-00000	02	120410-00000	Y	
		** Increase in SL Allocation **			3,431,069.00						
02	120413-00000	VPSA - CONTINGENCY RESERVE									
		DIVISION CONTINGENCY	02	012040	91,629.00	02	120405-00000	02	120413-00000	Y	
		** Increase in SL Allocation **			91,629.00						

Printed on a Xerox 9700 Laser Printing System at the Computing Services Center / Texas A&M University

Form: URGB01 (02/05/85)

CC	Account	Transaction Description	--- Offset --- CC	Account	Amount	-------- Actual Entry --------- ---- From ----- CC	Account	----- To ------ CC	Account	Feed	Mand
02	120417-00000	DISABILITY SERVICES									
		DISABILITY SERVICES	02	012040	207,593.00	02	120405-00000	02	120417-00000	Y	
		** Increase in SL Allocation **			207,593.00						
02	121009-00000	GIP - VET MEDICINE									
		FY19 BENEFIT ALLOCATION	02	012100	4,028,259.00	02	011180	02	121009-00000	Y	
		** Increase in SL Allocation **			4,028,259.00						
02	121050-00000	GIP - ACADEMIC SUPPORT									
		FY19 BENEFIT ALLOCATION	02	012100	9,156,023.00	02	011180	02	121050-00000	Y	
		** Increase in SL Allocation **			9,156,023.00						
02	121051-00000	GIP - INSTRUCTION									
		FY19 BENEFIT ALLOCATION	02	012100	34,188,715.00	02	011180	02	121051-00000	Y	
		** Increase in SL Allocation **			34,188,715.00						
02	121052-00000	GIP - INSTITUTIONAL SUPPORT									
		FY19 BENEFIT ALLOCATION	02	012100	3,126,364.00	02	011180	02	121052-00000	Y	
		** Increase in SL Allocation **			3,126,364.00						
02	121053-00000	GIP - OPERATION & MAINT OF PLANT									
		FY19 BENEFIT ALLOCATION	02	012100	1,490,361.00	02	011180	02	121053-00000	Y	
		** Increase in SL Allocation **			1,490,361.00						
02	121054-00000	GIP - RESEARCH									
		FY19 BENEFIT ALLOCATION	02	012100	1,304,942.00	02	011180	02	121054-00000	Y	
		** Increase in SL Allocation **			1,304,942.00						
02	121055-00000	GIP - STUDENT SERVICE									
		FY19 BENEFIT ALLOCATION	02	012100	2,229,087.00	02	011180	02	121055-00000	Y	
		** Increase in SL Allocation **			2,229,087.00						
02	121056-00000	GIP - PUBLIC SERVICE									
		FY19 BENEFIT ALLOCATION	02	012100	285,349.00	02	011180	02	121056-00000	Y	
		** Increase in SL Allocation **			285,349.00						
02	121057-00000	GIP - SCHOLARSHIPS & FELLOWSHIPS									
		FY19 BENEFIT ALLOCATION	02	012100	9,431.00	02	011180	02	121057-00000	Y	
		** Increase in SL Allocation **			9,431.00						
02	121206-00000	OFFICE OF FACILITIES COORDINATIO									
		FY19 E&G ALLOC-FCOR	02	012120	449,473.00	02	011180	02	121206-00000	Y	
		** Increase in SL Allocation **			449,473.00						
02	121208-00000	UNIVERSITY MAIL SERVICE									
		FY19 E&G ALLOC-MAIL	02	012120	363,173.00	02	011180	02	121208-00000	Y	
		IT SERVICES-TIER1/TIER2	02	012120	1,857.00-	02	121208-00000	02	120043-00000	Y	
		** Increase in SL Allocation **			361,316.00						

Printed on a Xerox 9700 Laser Printing System at the Computing Services Center / Texas A&M University

Form: URGB01 (02/05/85)

CC	Account	Transaction Description	--- Offset --- CC	Account	Amount	-------- Actual Entry --------- ---- From ----- CC	Account	----- To ------ CC	Account	Feed	Mand
02	121213-00000	STUDENT BAND									
		MUSIC ACTIVITIES	02	012120	31,679.00	02	120405-00000	02	121213-00000	Y	
		** Increase in SL Allocation **			31,679.00						
02	121215-00000	OFFICE OF DATA RESEARCH SERVICES									
		FY19 BASE BUDGET - ODRS	02	012120	1,054,164.00	02	121325-00000	02	121215-00000	Y	
		** Increase in SL Allocation **			1,054,164.00						
02	121218-00000	SUMMER SCHOOL									
		FY19 BASE BUDGET - SUMMER SCHO	02	012120	1,000,000.00	02	121325-00000	02	121218-00000	Y	
		** Increase in SL Allocation **			1,000,000.00						
02	121227-00000	SAL RELATED BENEFITS-VET MED									
		FY19 BENEFIT ALLOCATION	02	012100	3,626,193.00	02	011180	02	121227-00000	Y	
		** Increase in SL Allocation **			3,626,193.00						
02	121228-00000	SAL RELATED BENEFITS-AS									
		FY19 BENEFIT ALLOCATION	02	012100	5,508,095.00	02	011180	02	121228-00000	Y	
		** Increase in SL Allocation **			5,508,095.00						
02	121229-00000	SAL RELATED BENEFITS-IS									
		FY19 BENEFIT ALLOCATION	02	012100	1,566,024.00	02	011180	02	121229-00000	Y	
		** Increase in SL Allocation **			1,566,024.00						
02	121230-00000	SAL RELATED BENEFITS-IN									
		FY19 BENEFIT ALLOCATION	02	012100	27,647,224.00	02	011180	02	121230-00000	Y	
		** Increase in SL Allocation **			27,647,224.00						
02	121231-00000	SAL RELATED BENEFITS-OM									
		FY19 BENEFIT ALLOCATION	02	012100	712,161.00	02	011180	02	121231-00000	Y	
		** Increase in SL Allocation **			712,161.00						
02	121232-00000	SAL RELATED BENEFITS-RES									
		FY19 BENEFIT ALLOCATION	02	012100	910,139.00	02	011180	02	121232-00000	Y	
		** Increase in SL Allocation **			910,139.00						
02	121233-00000	SAL RELATED BENEFITS-SS									
		FY19 BENEFIT ALLOCATION	02	012100	971,643.00	02	011180	02	121233-00000	Y	
		** Increase in SL Allocation **			971,643.00						
02	121234-00000	SAL RELATED BENEFITS-PS									
		FY19 BENEFIT ALLOCATION	02	012100	121,981.00	02	011180	02	121234-00000	Y	
		** Increase in SL Allocation **			121,981.00						
02	121235-00000	SAL RELATED BEN-SCHOL & FELLOW									
		FY19 BENEFIT ALLOCATION	02	012100	2,807.00	02	011180	02	121235-00000	Y	
		** Increase in SL Allocation **			2,807.00						

Printed on a Xerox 9700 Laser Printing System at the Computing Services Center / Texas A&M University

Form: URGB01 (02/05/85)

CC	Account	Transaction Description	Offset CC	Offset Account	Amount	Actual Entry From CC	Actual Entry From Account	Actual Entry To CC	Actual Entry To Account	Feed	Mand
02	121317-00000	ACADEMIC AFFAIRS BUSINESS SERVIC									
		FY19 BASE BUDGET - AABS	02	012040	1,684,643.00	02	121325-00000	02	121317-00000	Y	
		** Increase in SL Allocation **			1,684,643.00						
02	121322-00000	IT FOR ACADEMIC SERVICES - STATE									
		FY19 BASE BUDGET - ITAS	02	012040	2,882,177.00	02	121325-00000	02	121322-00000	Y	
		** Increase in SL Allocation **			2,882,177.00						
02	121323-00000	OFFICE OF REGISTRAR									
		FY19 BASE BUDGET - REGI	02	012040	806,236.00	02	121325-00000	02	121323-00000	Y	
		** Increase in SL Allocation **			806,236.00						
02	121324-00000	STUDENT AFFAIRS COMMUNICATIONS & MARCOMM	02	012040	181,850.00	02	120405-00000	02	121324-00000	Y	
		** Increase in SL Allocation **			181,850.00						
02	121325-00000	ACADEMIC AFFAIRS BUDGET ALLOCATI									
		FY19 BASE BUDGET - AABS	02	012120	1,684,643.00-	02	121325-00000	02	121317-00000	Y	
		FY19 BASE BUDGET - CYCL	02	012120	953,630.00-	02	121325-00000	02	163001-00000	Y	
		FY19 BASE BUDGET - URES	02	012120	388,881.00-	02	121325-00000	02	155074-00000	Y	
		FY19 BASE BUDGET - CLVM	02	012120	46,714,037.00-	02	121325-00000	02	144028-00000	Y	
		FY19 BASE BUDGET - ASC	02	012120	77,022.00-	02	121325-00000	02	163201-00000	Y	
		FY19 BASE BUDGET - SEAG	02	012120	520,424.00-	02	121325-00000	02	153001-00000	Y	
		FY19 BASE BUDGET - LIBM	02	012120	2,981,255.00-	02	121325-00000	02	149022-00000	Y	
		FY19 BASE BUDGET - LIBR	02	012120	11,646,794.00-	02	121325-00000	02	149003-00000	Y	
		FY19 BASE BUDGET - SUMMER SCHO	02	012120	1,000,000.00-	02	121325-00000	02	121218-00000	Y	
		FY19 BASE BUDGET - LIBM	02	012120	341,369.00-	02	121325-00000	02	144014-00000	Y	
		FY19 BASE BUDGET - CLVM	02	012120	125,000.00-	02	121325-00000	02	144020-00000	Y	
		FY19 BASE BUDGET - CLW	02	012120	8,818,505.00-	02	121325-00000	02	138301-00000	Y	
		FY19 BASE BUDGET - PROV	02	012120	225,000.00-	02	121325-00000	02	138132-00000	Y	
		FY19 BASE BUDGET - ISED	02	012120	1,000,000.00-	02	121325-00000	02	138130-00000	Y	
		FY19 BASE BUDGET - MHEC	02	012120	150,000.00-	02	121325-00000	02	138129-00000	Y	
		FY19 BASE BUDGET - CMSE	02	012120	517,113.00-	02	121325-00000	02	138131-00000	Y	
		FY19 BASE BUDGET - ITAS	02	012120	2,882,177.00-	02	121325-00000	02	121322-00000	Y	
		FY19 BASE BUDGET - COLN	02	012120	684,524.00-	02	121325-00000	02	164050-00000	Y	
		FY19 BASE BUDGET - PPRI	02	012120	94,671.00-	02	121325-00000	02	163601-00000	Y	
		FY19 BASE BUDGET - ODRS	02	012120	1,054,164.00-	02	121325-00000	02	121215-00000	Y	
		FY19 BASE BUDGET - ACAD	02	012120	356,567.00-	02	121325-00000	02	137903-00000	Y	
		FY19 BASE BUDGET - TIAS	02	012120	1,234,506.00-	02	121325-00000	02	138116-00000	Y	
		FY19 BASE BUDGET - TAMIN	02	012120	238,153.00-	02	121325-00000	02	138108-00000	Y	
		FY19 BASE BUDGET - IQSE	02	012120	491,429.00-	02	121325-00000	02	138102-00000	Y	
		FY19 BASE BUDGET - ASC	02	012120	504,989.00-	02	121325-00000	02	137909-00000	Y	
		FY19 BASE BUDGET - SABR	02	012120	323,592.00-	02	121325-00000	02	137905-00000	Y	
		FY19 BASE BUDGET - PROV	02	012120	3,641,961.00-	02	121325-00000	02	138100-00000	Y	
		FY19 BASE BUDGET - REGI	02	012120	806,236.00-	02	121325-00000	02	121323-00000	Y	
		FY19 BASE BUDGET - HECN	02	012120	388,232.00-	02	121325-00000	02	134308-00000	Y	
		FY19 BASE BUDGET - DOF	02	012120	1,452,500.00-	02	121325-00000	02	134075-00000	Y	

Printed on a Xerox 9700 Laser Printing System at the Computing Services Center / Texas A&M University

Form: URGB01 (02/05/85)

CC	Account	Transaction Description	--- Offset --- CC	Account	Amount	-------- Actual Entry --------- ---- From ----- CC	Account	----- To ------ CC	Account	Feed	Mand
02	121325-00000	ACADEMIC AFFAIRS BUDGET ALLOCATI									
		FY19 BASE BUDGET - DOF	02	012120	31,807.00-	02	121325-00000	02	134050-00000	Y	
		FY19 BASE BUDGET - UHON	02	012120	200,000.00-	02	121325-00000	02	134309-00000	Y	
		FY19 BASE BUDGET - ATLT	02	012120	364,666.00-	02	121325-00000	02	134044-00000	Y	
		FY19 BASE BUDGET - GRST	02	012120	5,653,302.00-	02	121325-00000	02	134040-00000	Y	
		FY19 BASE BUDGET - DOF	02	012120	232,592.00-	02	121325-00000	02	134046-00000	Y	
		FY19 BASE BUDGET - SFAOP	02	012120	3,431,069.00-	02	121325-00000	02	120410-00000	Y	
		FY19 BASE BUDGET - CBU	02	012120	6,802,966.00-	02	121325-00000	02	130900-00000	Y	
		FY19 BASE BUDGET - AHSO	02	012120	200,192.00-	02	121325-00000	02	134021-00000	Y	
		FY19 BASE BUDGET - ISC	02	012120	196,163.00-	02	121325-00000	02	134004-00000	Y	
		FY19 BASE BUDGET - CSC	02	012120	46,140,318.00-	02	121325-00000	02	133510-00000	Y	
		FY19 BASE BUDGET - CLLA	02	012120	50,419,121.00-	02	121325-00000	02	133017-00000	Y	
		FY19 BASE BUDGET - CEN	02	012120	64,156,251.00-	02	121325-00000	02	132014-00000	Y	
		FY19 BASE BUDGET - CED	02	012120	21,809,213.00-	02	121325-00000	02	131502-00000	Y	
		FY19 BASE BUDGET - CLAG	02	012120	38,686,176.00-	02	121325-00000	02	130019-00000	Y	
		FY19 BASE BUDGET - PPO	02	012120	2,408,360.00-	02	121325-00000	02	120069-00000	Y	
		FY19 BASE BUDGET - APHU	02	012120	318,193.00-	02	121325-00000	02	137902-00000	Y	
		FY19 BASE BUDGET - GRST	02	012120	858,342.00-	02	121325-00000	02	137901-00000	Y	
		FY19 BASE BUDGET - DOF	02	012120	1,995,064.00-	02	121325-00000	02	137900-00000	Y	
		FY19 BASE BUDGET - CLAR	02	012120	13,519,788.00-	02	121325-00000	02	137100-00000	Y	
		FY19 BASE BUDGET - CLGE	02	012120	14,011,274.00-	02	121325-00000	02	137500-00000	Y	
		FY19 BASE BUDGET - CLVM	02	012120	6,621,581.00-	02	121325-00000	02	135001-00000	Y	
		FY19 BASE BUDGET - CBA	02	012120	29,244,993.00-	02	121325-00000	02	137200-00000	Y	
		FY19 BASE BUDGET - OEFR	02	012120	280,000.00-	02	121325-00000	02	120085-00000	Y	
		FY19 BASE BUDGET - CHEM	02	012120	168,713.00-	02	121325-00000	02	134333-00000	Y	
		FY19 BASE BUDGET - UPRS	02	012120	389,959.00-	02	121325-00000	02	134343-00000	Y	
		FY19 BASE BUDGET - UHON	02	012120	60,000.00-	02	121325-00000	02	134309-10000	Y	
		FY19 BASE BUDGET - LAAR	02	012120	100,916.00-	02	121325-00000	02	134312-00000	Y	
		FY19 BASE BUDGET - GALV	02	012120	434,930.00-	02	121325-00000	02	134311-00000	Y	
		FY19 BASE BUDGET - URES	02	012120	1,034,896.00-	02	121325-00000	02	134344-00000	Y	
		FY19 BASE BUDGET - EDBS	02	012120	724,408.00-	02	121325-00000	02	134331-00000	Y	
		FY19 BASE BUDGET - ADMI	02	012120	3,424,554.00-	02	121325-00000	02	120400-00000	Y	
		FY19 BASE BUDGET - VPROV	02	012120	402,034.00-	02	121325-00000	02	120084-00000	Y	
		FY19 BASE BUDGET - AST	02	012120	1,485,183.00-	02	121325-00000	02	120067-00000	Y	
		FY19 BASE BUDGET - APAA	02	012120	365,872.00-	02	121325-00000	02	120066-00000	Y	
		FY19 BASE BUDGET - PDEV	02	012120	50,000.00-	02	121325-00000	02	120069-00000	Y	
		FY19 E&G ALLOC-AA ALLOC	02	012120	421,138,606.00	02	011180	02	121325-00000	Y	
		FY19 BASE BUDGET - EIS	02	012120	3,971,997.00-	02	121325-00000	02	120030-00000	Y	
		FY19 BASE BUDGET - ITS	02	012120	851,916.00-	02	121325-00000	02	120031-00000	Y	
		FY19 BASE BUDGET - OOIA	02	012120	661,502.00-	02	121325-00000	02	120017-00000	Y	
		FY19 BASE BUDGET - URES	02	012120	6,046,630.00-	02	121325-00000	02	120065-00000	Y	
		FY19 BASE BUDGET - IDIV	02	012120	795,466.00-	02	121325-00000	02	120016-00000	Y	
		FY19 BASE BUDGET - PROV	02	012120	1,290,825.00-	02	121325-00000	02	120002-00000	Y	
		** Decrease in SL Allocation **			0.00						
02	130019-00000	AGRICULTURE - INSTRUCTIONAL SUPP									
		FY19 BASE BUDGET - CLAG	02	013000	38,686,176.00	02	121325-00000	02	130019-00000	Y	
		** Increase in SL Allocation **			38,686,176.00						

Printed on a Xerox 9700 Laser Printing System at the Computing Services Center / Texas A&M University

Form: URGB01 (02/05/85)

CC	Account	Transaction Description	Offset CC	Offset Account	Amount	Actual Entry From CC	Actual Entry From Account	Actual Entry To CC	Actual Entry To Account	Feed	Mand
02	130039-00000	GRAD PGM ENHANCEMENT - AGRICULTU									
		CLAG OT	02	013000	564,824.00	02	134040-00000	02	130039-00000	Y	
		** Increase in SL Allocation **			564,824.00						
02	130500-00000	ARCHITECTURE									
		ARCH SALARIES	02	013050	3,584,111.00	02	137100-00000	02	130500-00000	Y	
		** Increase in SL Allocation **			3,584,111.00						
02	130501-00000	CONSTRUCTION SCIENCE									
		COSC SALARIES	02	013050	2,770,591.00	02	137100-00000	02	130501-00000	Y	
		** Increase in SL Allocation **			2,770,591.00						
02	130502-00000	CARC - SUPPORT SERVICES									
		CLAR SUPPORT SALARIES	02	013050	550,000.00	02	137100-00000	02	130502-00000	Y	
		** Increase in SL Allocation **			550,000.00						
02	130503-00000	LANDSCAPE ARCHITECTURE AND URBAN									
		LAUP SALARIES	02	013050	2,584,970.00	02	137100-00000	02	130503-00000	Y	
		** Increase in SL Allocation **			2,584,970.00						
02	130504-00000	VISUALIZATION									
		VIZA SALARIES	02	013050	2,407,391.00	02	137100-00000	02	130504-00000	Y	
		** Increase in SL Allocation **			2,407,391.00						
02	130507-00000	GRADUATE ASSISTANT-ARCHITECTURE									
		ARCH	02	013050	82,712.00	02	130511-00000	02	130507-00000	Y	
		** Increase in SL Allocation **			82,712.00						
02	130508-00000	GRADUATE ASSISTANT-CONSTRUCTION									
		COSC	02	013050	21,671.00	02	130511-00000	02	130508-00000	Y	
		** Increase in SL Allocation **			21,671.00						
02	130509-00000	GRADUATE ASSISTANT-LANDSCAPE ARC									
		LAUP	02	013050	88,383.00	02	130511-00000	02	130509-00000	Y	
		** Increase in SL Allocation **			88,383.00						
02	130511-00000	GRAD PGM ENHANCEMENT-ARCHITECTUR									
		COSC	02	013050	21,671.00-	02	130511-00000	02	130508-00000	Y	
		CLAR OT	02	013050	270,383.00	02	134040-00000	02	130511-00000	Y	
		LAUP	02	013050	88,383.00-	02	130511-00000	02	130509-00000	Y	
		VIZA	02	013050	57,617.00-	02	130511-00000	02	130514-00000	Y	
		ARCH	02	013050	82,712.00-	02	130511-00000	02	130507-00000	Y	
		** Increase in SL Allocation **			20,000.00						
02	130514-00000	GRAD ASSISTANTS-VISUALIZATION									
		VIZA	02	013050	57,617.00	02	130511-00000	02	130514-00000	Y	
		** Increase in SL Allocation **			57,617.00						

Printed on a Xerox 9700 Laser Printing System at the Computing Services Center / Texas A&M University

Form: URGB01 (02/05/85)

CC	Account	Transaction Description	--- Offset --- CC	Account	Amount	-------- Actual Entry --------- ---- From ----- CC	Account	----- To ------ CC	Account	Feed	Mand
02	130900-00000	BUSH SCHOOL									
		FY19 BASE BUDGET - CBU	02	013090	6,802,966.00	02	121325-00000	02	130900-00000	Y	
		** Increase in SL Allocation **			6,802,966.00						
02	130905-00000	GRAD PRGM ENHANCE - BUSH SCHOOL									
		BUSH OT	02	013090	273,590.00	02	134040-00000	02	130905-00000	Y	
		** Increase in SL Allocation **			273,590.00						
02	131011-00000	BUSINESS - INSTRUCTIONAL SUPPORT									
		FY19 ALLOCATION	02	013100	27,864,160.00	02	137200-00000	02	131011-00000	Y	
		** Increase in SL Allocation **			27,864,160.00						
02	131016-00000	GRAD PGM ENHANCEMENT-BUSINESS									
		CBA OT	02	013100	644,060.00	02	134040-00000	02	131016-00000	Y	
		** Increase in SL Allocation **			644,060.00						
02	131502-00000	COLLEGE OF EDUCATION SUPPORT SER									
		FY19 BASE BUDGET - CED	02	013150	21,809,213.00	02	121325-00000	02	131502-00000	Y	
		** Increase in SL Allocation **			21,809,213.00						
02	131513-00000	GRAD ENHANCEMENT FUNDS - CLED									
		CED OT	02	013150	659,090.00	02	134040-00000	02	131513-00000	Y	
		** Increase in SL Allocation **			659,090.00						
02	132014-00000	ENGINEERING - INSTRUCTIONAL SUPP									
		FY19 BASE BUDGET - CEN	02	013200	64,156,251.00	02	121325-00000	02	132014-00000	Y	
		** Increase in SL Allocation **			64,156,251.00						
02	132016-00000	GRAD PGM ENHANCEMENT-ENGINEERING									
		CEN OT	02	013200	1,438,775.00	02	134040-00000	02	132016-00000	Y	
		** Increase in SL Allocation **			1,438,775.00						
02	132500-00000	GEOGRAPHY									
		FY19 E&G PHI - GEOG	02	013250	2,060,964.00	02	137500-00000	02	132500-00000	Y	
		** Increase in SL Allocation **			2,060,964.00						
02	132501-00000	GEOLOGY									
		FY19 E&G PHI - GEOL	02	013250	3,600,799.00	02	137500-00000	02	132501-00000	Y	
		** Increase in SL Allocation **			3,600,799.00						
02	132503-00000	ATMOSPHERIC SCIENCES									
		FY19 E&G PHI - ATMO	02	013250	2,571,020.00	02	137500-00000	02	132503-00000	Y	
		** Increase in SL Allocation **			2,571,020.00						
02	132504-00000	OCEANOGRAPHY									
		FY19 E&G PHI - OCNG	02	013250	2,418,010.00	02	137500-00000	02	132504-00000	Y	
		** Increase in SL Allocation **			2,418,010.00						

Printed on a Xerox 9700 Laser Printing System at the Computing Services Center / Texas A&M University

Form: URGB01 (02/05/85)

CC	Account	Transaction Description	Offset CC	Offset Account	Amount	Actual Entry From CC	Actual Entry From Account	Actual Entry To CC	Actual Entry To Account	Feed	Mand
02	132506-00000	GRADUATE ASSISTANTS - GEOSCIENCE									
		FY19 E&G PHI - GAT SUPPORT	02	013250	658,292.00	02	137500-00000	02	132506-00000	Y	
		** Increase in SL Allocation **			658,292.00						
02	132509-00000	GEOSCIENCES - INSTITUTIONAL SUPP									
		FY19 E&G PHI - IODP	02	013250	107,530.00	02	137500-00000	02	132509-00000	Y	
		** Increase in SL Allocation **			107,530.00						
02	132509-20000	GERG-INST. SUPPT - GERG SALARIES									
		FY19 E&G PHI - GERG	02	013250	98,180.00	02	137500-00000	02	132509-20000	Y	
		** Increase in SL Allocation **			98,180.00						
02	132512-00000	GRAD PGM ENHANCEMENT-GEOSCIENCES									
		CLGE OT	02	013250	127,922.00	02	134040-00000	02	132512-00000	Y	
		** Increase in SL Allocation **			127,922.00						
02	132529-00000	INFORMATION TECHNOLOGY-GEOSCIENC									
		FY19 E&G PHI - IT	02	013250	233,527.00	02	137500-00000	02	132529-00000	Y	
		** Increase in SL Allocation **			233,527.00						
02	132535-00000	ENVIRONMENTAL PROGRAMS - GEOSCIE									
		FY19 E&G PHI - ENVP	02	013250	179,810.00	02	137500-00000	02	132535-00000	Y	
		** Increase in SL Allocation **			179,810.00						
02	133017-00000	LIBERAL ARTS - INSTRUCTIONAL SUP									
		FY19 BASE BUDGET - CLLA	02	013300	50,419,121.00	02	121325-00000	02	133017-00000	Y	
		PERF	02	013300	100,000.00-	02	133017-00000	02	133095-00000	Y	
		ANTH	02	013300	241,475.00-	02	133017-00000	02	133099-00000	Y	
		SOCI	02	013300	407,979.00-	02	133017-00000	02	133100-00000	Y	
		PHIL	02	013300	243,617.00-	02	133017-00000	02	133096-00000	Y	
		PSYC	02	013300	458,522.00-	02	133017-00000	02	133098-00000	Y	
		COMM	02	013300	446,797.00-	02	133017-00000	02	133102-00000	Y	
		POLS	02	013300	621,356.00-	02	133017-00000	02	133097-00000	Y	
		ECON	02	013300	528,050.00-	02	133017-00000	02	133090-00000	Y	
		HISP	02	013300	166,141.00-	02	133017-00000	02	133094-00000	Y	
		HIST	02	013300	225,183.00-	02	133017-00000	02	133092-00000	Y	
		ENGL	02	013300	675,000.00-	02	133017-00000	02	133091-00000	Y	
		** Increase in SL Allocation **			46,305,001.00						
02	133019-00000	GRAD PGM ENHANCEMENT-LIBERAL ART									
		CLLA OT	02	013300	346,801.00	02	134040-00000	02	133019-00000	Y	
		** Increase in SL Allocation **			346,801.00						
02	133090-00000	GRADUATE FUNDING - ECON									
		ECON	02	013300	528,050.00	02	133017-00000	02	133090-00000	Y	
		** Increase in SL Allocation **			528,050.00						

Printed on a Xerox 9700 Laser Printing System at the Computing Services Center / Texas A&M University

Form: URGB01 (02/05/85)

CC	Account	Transaction Description	Offset CC	Offset Account	Amount	Actual Entry From CC	Actual Entry From Account	Actual Entry To CC	Actual Entry To Account	Feed	Mand
02	133091-00000	GRADUATE FUNDING - ENGL									
		ENGL	02	013300	675,000.00	02	133017-00000	02	133091-00000	Y	
		** Increase in SL Allocation **			675,000.00						
02	133092-00000	GRADUATE FUNDING - HIST									
		HIST	02	013300	225,183.00	02	133017-00000	02	133092-00000	Y	
		** Increase in SL Allocation **			225,183.00						
02	133094-00000	GRADUATE FUNDING - HISP									
		HISP	02	013300	166,141.00	02	133017-00000	02	133094-00000	Y	
		** Increase in SL Allocation **			166,141.00						
02	133095-00000	GRADUATE FUNDING - PERF									
		PERF	02	013300	100,000.00	02	133017-00000	02	133095-00000	Y	
		** Increase in SL Allocation **			100,000.00						
02	133096-00000	GRADUATE FUNDING - PHIL									
		PHIL	02	013300	243,617.00	02	133017-00000	02	133096-00000	Y	
		** Increase in SL Allocation **			243,617.00						
02	133097-00000	GRADUATE STUDIES - POLS									
		POLS	02	013300	621,356.00	02	133017-00000	02	133097-00000	Y	
		** Increase in SL Allocation **			621,356.00						
02	133098-00000	GRADUATE FUNDING - PSYC									
		PSYC	02	013300	458,522.00	02	133017-00000	02	133098-00000	Y	
		** Increase in SL Allocation **			458,522.00						
02	133099-00000	GRADUATE FUNDING - ANTH									
		ANTH	02	013300	241,475.00	02	133017-00000	02	133099-00000	Y	
		** Increase in SL Allocation **			241,475.00						
02	133100-00000	GRADUATE FUNDING - SOCI									
		SOCI	02	013300	407,979.00	02	133017-00000	02	133100-00000	Y	
		** Increase in SL Allocation **			407,979.00						
02	133102-00000	GRADUATE FUNDING - SCOM									
		COMM	02	013300	446,797.00	02	133017-00000	02	133102-00000	Y	
		** Increase in SL Allocation **			446,797.00						
02	133510-00000	SCIENCE - INSTRUCTIONAL SUPPORT									
		AMP NUCLEAR SOLUTIONS INST.	02	013350	48,000.00-	02	133510-00000	02	138111-00000	Y	
		AMP-APPLIED MATHEMATICAL STAT	02	013350	61,982.00-	02	133510-00000	02	138109-00000	Y	
		FY19 BASE BUDGET - CSC	02	013350	46,140,318.00	02	121325-00000	02	133510-00000	Y	
		** Increase in SL Allocation **			46,030,336.00						
02	133514-00000	GRAD PGM ENHANCEMENT-SCIENCE									
		CSC OT	02	013350	532,127.00	02	134040-00000	02	133514-00000	Y	
		** Increase in SL Allocation **			532,127.00						

Printed on a Xerox 9700 Laser Printing System at the Computing Services Center / Texas A&M University

Form: URGB01 (02/05/85)

CC	Account	Transaction Description	--- Offset --- CC	Account	Amount	-------- Actual Entry --------- ---- From ----- CC	Account	----- To ------ CC	Account	Feed	Mand
02	134004-00000	INST FOR SCIENTIFIC COMPUTATION-									
		FY19 BASE BUDGET - ISC	02	013400	196,163.00	02	121325-00000	02	134004-00000	Y	
		** Increase in SL Allocation **			196,163.00						
02	134021-00000	AGGIE HONOR SYSTEM OFFICE									
		FY19 BASE BUDGET - AHSO	02	013400	200,192.00	02	121325-00000	02	134021-00000	Y	
		** Increase in SL Allocation **			200,192.00						
02	134040-00000	ENHANCEMENT OF GRADUATE STUDIES									
		CLVM OT	02	013400	72,091.00-	02	134040-00000	02	135307-00000	Y	
		CSC OT	02	013400	532,127.00-	02	134040-00000	02	133514-00000	Y	
		CLLA OT	02	013400	346,801.00-	02	134040-00000	02	133019-00000	Y	
		CBA OT	02	013400	644,060.00-	02	134040-00000	02	131016-00000	Y	
		CED OT	02	013400	659,090.00-	02	134040-00000	02	131513-00000	Y	
		BUSH OT	02	013400	273,590.00-	02	134040-00000	02	130905-00000	Y	
		CEN OT	02	013400	1,438,775.00-	02	134040-00000	02	132016-00000	Y	
		CLAR OT	02	013400	270,383.00-	02	134040-00000	02	130511-00000	Y	
		CLGE OT	02	013400	127,922.00-	02	134040-00000	02	132512-00000	Y	
		CLAG OT	02	013400	564,824.00-	02	134040-00000	02	130039-00000	Y	
		FY19 BASE BUDGET - GRST	02	013400	5,653,302.00	02	121325-00000	02	134040-00000	Y	
		** Increase in SL Allocation **			723,639.00						
02	134044-00000	TELECOMMUNICATIONS ACADEMY									
		FY19 BASE BUDGET - ATLT	02	013400	364,666.00	02	121325-00000	02	134044-00000	Y	
		** Increase in SL Allocation **			364,666.00						
02	134046-00000	DEAN OF FACULTIES/FACULTY PROG &									
		FY19 BASE BUDGET - DOF	02	013400	232,592.00	02	121325-00000	02	134046-00000	Y	
		** Increase in SL Allocation **			232,592.00						
02	134050-00000	DISTINGUISHED PROFESSOR COMMITME									
		FY19 BASE BUDGET - DOF	02	013400	31,807.00	02	121325-00000	02	134050-00000	Y	
		** Increase in SL Allocation **			31,807.00						
02	134075-00000	PARTNER PLACEMENT-APDF									
		FY19 BASE BUDGET - DOF	02	013400	1,452,500.00	02	121325-00000	02	134075-00000	Y	
		** Increase in SL Allocation **			1,452,500.00						
02	134301-00000	TAMU - IT									
		FY19 E&G ALLOC-CSCN	02	013430	2,128,573.00	02	011180	02	134301-00000	Y	
		** Increase in SL Allocation **			2,128,573.00						
02	134308-00000	INSTRUCTIONAL MEDIA SERVICES									
		FY19 BASE BUDGET - HECN	02	013430	388,232.00	02	121325-00000	02	134308-00000	Y	
		** Increase in SL Allocation **			388,232.00						
02	134309-00000	HONORS PROGRAM									
		FY19 BASE BUDGET - UHON	02	013430	200,000.00	02	121325-00000	02	134309-00000	Y	
		** Increase in SL Allocation **			200,000.00						

Printed on a Xerox 9700 Laser Printing System at the Computing Services Center / Texas A&M University

Form: URGB01 (02/05/85)

CC	Account	Transaction Description	Offset CC	Offset Account	Amount	Actual Entry From CC	Actual Entry From Account	Actual Entry To CC	Actual Entry To Account	Feed	Mand
02	134309-10000	POSSE MENTOR BUYOUT									
		FY19 BASE BUDGET - UHON	02	013430	60,000.00	02	121325-00000	02	134309-10000	Y	
		** Increase in SL Allocation **			60,000.00						
02	134311-00000	INTERDISCIPLINARY INSTRUCTION-GA									
		FY19 BASE BUDGET - GALV	02	013430	434,930.00	02	121325-00000	02	134311-00000	Y	
		** Increase in SL Allocation **			434,930.00						
02	134312-00000	COMPARATIVE MEDICINE PROGRAM									
		FY19 BASE BUDGET - LAAR	02	013430	100,916.00	02	121325-00000	02	134312-00000	Y	
		** Increase in SL Allocation **			100,916.00						
02	134313-00000	MILITARY SCIENCE DEPARTMENT									
		MILITARY SCIENCE	02	013430	109,974.00	02	120405-00000	02	134313-00000	Y	
		** Increase in SL Allocation **			109,974.00						
02	134331-00000	EDUCATIONAL TELEVISION									
		FY19 BASE BUDGET - EDBS	02	013430	724,408.00	02	121325-00000	02	134331-00000	Y	
		** Increase in SL Allocation **			724,408.00						
02	134333-00000	LAB FOR SYN/BIOLOGIC/INTER - LSB									
		FY19 BASE BUDGET - CHEM	02	013430	168,713.00	02	121325-00000	02	134333-00000	Y	
		** Increase in SL Allocation **			168,713.00						
02	134343-00000	TEXAS A&M UNIVERSITY PRESS									
		FY19 BASE BUDGET - UPRS	02	013430	389,959.00	02	121325-00000	02	134343-00000	Y	
		** Increase in SL Allocation **			389,959.00						
02	134344-00000	RESEARCH COMPLIANCE AND BIOSAFET									
		FY19 BASE BUDGET - URES	02	013400	1,034,896.00	02	121325-00000	02	134344-00000	Y	
			02	013400	26,926.00	02	120065-00000	02	134344-00000	Y	
		** Increase in SL Allocation **			1,061,822.00						
02	135001-00000	BIMS UNDERGRADUATE PROGRAM									
		VSCS G	02	013500	192,808.00-	02	135001-00000	02	135302-00000	Y	
		TO BALANCE	02	013500	5,166.00-	02	135001-00000	02	144028-00000	Y	
		SEC GUARD	02	013500	178,347.00-	02	135001-00000	02	144020-00000	Y	
		VTPK	02	013500	483,041.00-	02	135001-00000	02	144016-00000	Y	
		VTPB WSGI	02	013500	349,217.00-	02	135001-00000	02	138110-00000	Y	
		EQU ADMIN AND GADDY	02	013500	217,049.00-	02	135001-00000	02	144012-00000	Y	
		VTPP G	02	013500	374,054.00-	02	135001-00000	02	135304-00000	Y	
		VIBS TAMIN	02	013500	159,120.00-	02	135001-00000	02	138114-00000	Y	
		VLCS G	02	013500	59,939.00-	02	135001-00000	02	135310-00000	Y	
		OUTREACH AND DEVEL	02	013500	464,866.00-	02	135001-00000	02	144001-00000	Y	
		VTPB G	02	013500	547,952.00-	02	135001-00000	02	135303-00000	Y	
		FY19 BASE BUDGET - CLVM	02	013500	6,621,581.00	02	121325-00000	02	135001-00000	Y	
		VIBS G	02	013500	751,673.00-	02	135001-00000	02	135300-00000	Y	

Printed on a Xerox 9700 Laser Printing System at the Computing Services Center / Texas A&M University

Form: URGB01 (02/05/85)

CC	Account	Transaction Description	Offset CC	Offset Account	Amount	Actual Entry From CC	Actual Entry From Account	Actual Entry To CC	Actual Entry To Account	Feed	Mand
02	135001-00000	BIMS UNDERGRADUATE PROGRAM									
		BIMS	02	013500	620,025.00-	02	135001-00000	02	135255-00000	Y	
		VTPP UG	02	013500	578,310.00-	02	135001-00000	02	135254-00000	Y	
		VTPB UG	02	013500	614,136.00-	02	135001-00000	02	135253-00000	Y	
		VIBS UG	02	013500	434,832.00-	02	135001-00000	02	135250-00000	Y	
		R&G SAL AND LAB ROT	02	013500	583,000.00-	02	135001-00000	02	135002-00000	Y	
		** Increase in SL Allocation **			8,046.00						
02	135002-00000	VET MED GRADUATE PROGRAM									
		R&G SAL AND LAB ROT	02	013500	583,000.00	02	135001-00000	02	135002-00000	Y	
		** Increase in SL Allocation **			583,000.00						
02	135250-00000	BIMS - VET INTEGRATIVE BIOSCIENC									
		VIBS UG	02	013500	434,832.00	02	135001-00000	02	135250-00000	Y	
		** Increase in SL Allocation **			434,832.00						
02	135253-00000	BIMS - PATHOBIOLOGY									
		VTPB UG	02	013500	614,136.00	02	135001-00000	02	135253-00000	Y	
		** Increase in SL Allocation **			614,136.00						
02	135254-00000	BIMS - PHYSIOLOGY & PHARMACOLOGY									
		VTPP UG	02	013500	578,310.00	02	135001-00000	02	135254-00000	Y	
		** Increase in SL Allocation **			578,310.00						
02	135255-00000	BIMS - BIOMEDICAL SCIENCE									
		BIMS	02	013500	620,025.00	02	135001-00000	02	135255-00000	Y	
		** Increase in SL Allocation **			620,025.00						
02	135300-00000	VET INTEGRATIVE BIOSCIENCES - GP									
		VIBS G	02	013500	751,673.00	02	135001-00000	02	135300-00000	Y	
		** Increase in SL Allocation **			751,673.00						
02	135302-00000	SMALL ANIMAL CLINICAL SCIENCES-G									
		VSCS G	02	013500	192,808.00	02	135001-00000	02	135302-00000	Y	
		** Increase in SL Allocation **			192,808.00						
02	135303-00000	VET PATHOBIOLOGY - GRADUATE PROG									
		VTPB G	02	013500	547,952.00	02	135001-00000	02	135303-00000	Y	
		** Increase in SL Allocation **			547,952.00						
02	135304-00000	PHYSIOLOGY & PHARMACOLOGY - GP									
		VTPP G	02	013500	374,054.00	02	135001-00000	02	135304-00000	Y	
		** Increase in SL Allocation **			374,054.00						
02	135307-00000	VET MED GRADUATE PROG ENH FUNDS									
		CLVM OT	02	013500	72,091.00	02	134040-00000	02	135307-00000	Y	
		** Increase in SL Allocation **			72,091.00						

Printed on a Xerox 9700 Laser Printing System at the Computing Services Center / Texas A&M University

Form: URGB01 (02/05/85)

CC	Account	Transaction Description	--- Offset --- CC	Account	Amount	-------- Actual Entry --------- ---- From ----- CC	Account	----- To ------ CC	Account	Feed	Mand
02	135310-00000	VLCS GRADUATE STUDIES									
		VLCS G	02	013500	59,939.00	02	135001-00000	02	135310-00000	Y	
		** Increase in SL Allocation **			59,939.00						
02	137100-00000	DEAN, COLLEGE OF ARCHITECTURE									
		FY19 BASE BUDGET - CLAR	02	013710	13,519,788.00	02	121325-00000	02	137100-00000	Y	
		COSC SALARIES	02	013710	2,770,591.00-	02	137100-00000	02	130501-00000	Y	
		VIZA SALARIES	02	013710	2,407,391.00-	02	137100-00000	02	130504-00000	Y	
		LAUP SALARIES	02	013710	2,584,970.00-	02	137100-00000	02	130503-00000	Y	
		CLAR SUPPORT SALARIES	02	013710	550,000.00-	02	137100-00000	02	130502-00000	Y	
		ARCH SALARIES	02	013710	3,584,111.00-	02	137100-00000	02	130500-00000	Y	
		** Increase in SL Allocation **			1,622,725.00						
02	137200-00000	DEAN OF BUSINESS									
		FY19 BASE BUDGET - CBA	02	013720	29,244,993.00	02	121325-00000	02	137200-00000	Y	
		FY19 ALLOCATION	02	013720	27,864,160.00-	02	137200-00000	02	131011-00000	Y	
		** Increase in SL Allocation **			1,380,833.00						
02	137500-00000	DEAN OF GEOSCIENCES_(ADLOC)									
		FY19 E&G PHI - GAT SUPPORT	02	013750	658,292.00-	02	137500-00000	02	132506-00000	Y	
		FY19 E&G PHI - IODP	02	013750	107,530.00-	02	137500-00000	02	132509-00000	Y	
		FY19 E&G PHI - OCNG	02	013750	2,418,010.00-	02	137500-00000	02	132504-00000	Y	
		FY19 E&G PHI - ATMO	02	013750	2,571,020.00-	02	137500-00000	02	132503-00000	Y	
		FY19 E&G PHI - GEOL	02	013750	3,600,799.00-	02	137500-00000	02	132501-00000	Y	
		FY19 E&G PHI - GEOG	02	013750	2,060,964.00-	02	137500-00000	02	132500-00000	Y	
		FY19 BASE BUDGET - CLGE	02	013750	14,011,274.00	02	121325-00000	02	137500-00000	Y	
		FY19 E&G PHI - STUDYABR/SUMMR	02	013750	44,830.00-	02	137500-00000	02	137500-00002	Y	
		FY19 E&G PHI - DIST ED SALARY	02	013750	145,679.00-	02	137500-00000	02	137500-00003	Y	
		FY19 E&G PHI - IT	02	013750	233,527.00-	02	137500-00000	02	132529-00000	Y	
		FY19 E&G PHI - GERG	02	013750	98,180.00-	02	137500-00000	02	132509-20000	Y	
		FY19 E&G PHI - ENVP	02	013750	179,810.00-	02	137500-00000	02	132535-00000	Y	
		** Increase in SL Allocation **			1,892,633.00						
02	137500-00002	CLGE - FACULTY SUMMER SALARY									
		FY19 E&G PHI - STUDYABR/SUMMR	02	013750	44,830.00	02	137500-00000	02	137500-00002	Y	
		** Increase in SL Allocation **			44,830.00						
02	137500-00003	DE-ONLINE DISTANCE ED STARTUP									
		FY19 E&G PHI - DIST ED SALARY	02	013750	145,679.00	02	137500-00000	02	137500-00003	Y	
		** Increase in SL Allocation **			145,679.00						
02	137900-00000	DEAN OF FACULTIES									
		FY19 BASE BUDGET - DOF	02	013790	1,995,064.00	02	121325-00000	02	137900-00000	Y	
		** Increase in SL Allocation **			1,995,064.00						
02	137901-00000	GRADUATE AND PROFESSIONAL STUDIE									
		FY19 BASE BUDGET - GRST	02	013790	858,342.00	02	121325-00000	02	137901-00000	Y	
		** Increase in SL Allocation **			858,342.00						

Printed on a Xerox 9700 Laser Printing System at the Computing Services Center / Texas A&M University

Form: URGB01 (02/05/85)

CC	Account	Transaction Description	Offset CC	Offset Account	Amount	Actual Entry From CC	Actual Entry From Account	Actual Entry To CC	Actual Entry To Account	Feed	Mand
02	137902-00000	ASSOCIATE PROVOST FOR UNDERGRADU									
		FY19 BASE BUDGET - APHU	02	013790	318,193.00	02	121325-00000	02	137902-00000	Y	
		** Increase in SL Allocation **			318,193.00						
02	137903-00000	TRANSITION ACADEMIC PROGRAMS									
		FY19 BASE BUDGET - ACAD	02	013790	356,567.00	02	121325-00000	02	137903-00000	Y	
		** Increase in SL Allocation **			356,567.00						
02	137905-00000	STUDY ABROAD PROGRAMS OFFICE									
		FY19 BASE BUDGET - SABR	02	013790	323,592.00	02	121325-00000	02	137905-00000	Y	
		** Increase in SL Allocation **			323,592.00						
02	137909-00000	ACADEMIC SUCCESS CENTER									
		FY19 BASE BUDGET - ASC	02	013790	504,989.00	02	121325-00000	02	137909-00000	Y	
		** Increase in SL Allocation **			504,989.00						
02	138100-00000	PROVOST INITIATIVES									
		FY19 BASE BUDGET - PROV	02	013810	3,641,961.00	02	121325-00000	02	138100-00000	Y	
		** Increase in SL Allocation **			3,641,961.00						
02	138102-00000	INSTITUTE FOR QUANTUM SCI & ENG									
		FY19 BASE BUDGET - IQSE	02	013810	491,429.00	02	121325-00000	02	138102-00000	Y	
		** Increase in SL Allocation **			491,429.00						
02	138108-00000	TAMU INSTITUTE FOR NEUROSCIENCE									
		FY19 BASE BUDGET - TAMIN	02	013810	238,153.00	02	121325-00000	02	138108-00000	Y	
		** Increase in SL Allocation **			238,153.00						
02	138109-00000	APPLIED MATHEMATICAL STATISTICS									
		AMP-APPLIED MATHEMATICAL STAT	02	013810	61,982.00	02	133510-00000	02	138109-00000	Y	
		** Increase in SL Allocation **			61,982.00						
02	138110-00000	WHOLE SYSTEMS GENOMICS INITIATIV									
		VTPB WSGI	02	013810	349,217.00	02	135001-00000	02	138110-00000	Y	
		** Increase in SL Allocation **			349,217.00						
02	138111-00000	NUCLEAR SOLUTIONS INSTITUTE									
		AMP NUCLEAR SOLUTIONS INST.	02	013810	48,000.00	02	133510-00000	02	138111-00000	Y	
		** Increase in SL Allocation **			48,000.00						
02	138114-00000	VETERINARY MEDICINE - SALARY									
		VIBS TAMIN	02	013810	159,120.00	02	135001-00000	02	138114-00000	Y	
		** Increase in SL Allocation **			159,120.00						
02	138116-00000	HAGLER INSTITUTE FOR ADVANCED ST									
		FY19 BASE BUDGET - TIAS	02	013810	1,234,506.00	02	121325-00000	02	138116-00000	Y	
			02	013810	8,615.00	02	120065-00000	02	138116-00000	Y	
		** Increase in SL Allocation **			1,243,121.00						

Printed on a Xerox 9700 Laser Printing System at the Computing Services Center / Texas A&M University

Form: URGB01 (02/05/85)

CC	Account	Transaction Description	--- Offset --- CC	Account	Amount	-------- Actual Entry --------- ---- From ----- CC	Account	----- To ------ CC	Account	Feed	Mand
02	138129-00000	HEC MCALLEN PERSONNEL									
		FY19 BASE BUDGET - MHEC	02	013810	150,000.00	02	121325-00000	02	138129-00000	Y	
		** Increase in SL Allocation **			150,000.00						
02	138130-00000	SCHOOL OF INNOVATION/ECON DEVELO									
		FY19 BASE BUDGET - ISED	02	013810	1,000,000.00	02	121325-00000	02	138130-00000	Y	
		** Increase in SL Allocation **			1,000,000.00						
02	138131-00000	ASST PROVOST UG STUDIES ADLOC									
		FY19 BASE BUDGET - CMSE	02	013810	517,113.00	02	121325-00000	02	138131-00000	Y	
		** Increase in SL Allocation **			517,113.00						
02	138132-00000	HSC PERSONNEL SUPPORT									
		FY19 BASE BUDGET - PROV	02	013810	225,000.00	02	121325-00000	02	138132-00000	Y	
		** Increase in SL Allocation **			225,000.00						
02	138301-00000	COLLEGE OF LAW									
		FY19 BASE BUDGET - CLW	02	013830	8,818,505.00	02	121325-00000	02	138301-00000	Y	
		** Increase in SL Allocation **			8,818,505.00						
02	144001-00000	VET MED - ADMINISTRATION									
		SALARY FUNDS	02	014400	2,523,525.00	02	144028-00000	02	144001-00000	Y	
		OUTREACH AND DEVEL	02	014400	464,866.00	02	135001-00000	02	144001-00000	Y	
		** Increase in SL Allocation **			2,988,391.00						
02	144002-00000	VET INTEGRATIVE BIOSCIENCES									
		VIBS	02	014400	3,567,720.00	02	144028-00000	02	144002-00000	Y	
		** Increase in SL Allocation **			3,567,720.00						
02	144003-00000	VET MED - LARGE ANIMAL MEDICINE									
		VLCS	02	014400	4,288,711.00	02	144028-00000	02	144003-00000	Y	
		** Increase in SL Allocation **			4,288,711.00						
02	144004-00000	VET MED-SMALL ANIMAL CLINICAL SC									
		VSCS	02	014400	5,346,208.00	02	144028-00000	02	144004-00000	Y	
		** Increase in SL Allocation **			5,346,208.00						
02	144006-00000	VET MED - PATHOBIOLOGY									
		VTPB	02	014400	4,494,652.00	02	144028-00000	02	144006-00000	Y	
		** Increase in SL Allocation **			4,494,652.00						
02	144007-00000	VET MED - PHYSIOLOGY & PHARMACOL									
		VTPP	02	014400	2,745,374.00	02	144028-00000	02	144007-00000	Y	
		** Increase in SL Allocation **			2,745,374.00						
02	144009-00000	VET MED - SUPPORT SERVICES									
		VMMR	02	014400	460,886.00	02	144028-00000	02	144009-00000	Y	
		** Increase in SL Allocation **			460,886.00						

Printed on a Xerox 9700 Laser Printing System at the Computing Services Center / Texas A&M University

Form: URGB01 (02/05/85)

CC	Account	Transaction Description	--- Offset --- CC	Account	Amount	-------- Actual Entry --------- ---- From ----- CC	Account	----- To ------ CC	Account	Feed	Mand
02	144011-00000	VET MED - COMPUTING SERVICES									
		VMIT	02	014400	1,177,356.00	02	144028-00000	02	144011-00000	Y	
		** Increase in SL Allocation **			1,177,356.00						
02	144012-00000	VET MED - INSTRUCTIONAL SUPPORT									
		FACULTY SALARIES	02	014400	2,117,579.00	02	144028-00000	02	144012-00000	Y	
		EQU ADMIN AND GADDY	02	014400	217,049.00	02	135001-00000	02	144012-00000	Y	
		** Increase in SL Allocation **			2,334,628.00						
02	144013-00000	VET MED - TEACHING HOSPITAL									
		VMTH	02	014400	19,236,451.00	02	144028-00000	02	144013-00000	Y	
		** Increase in SL Allocation **			19,236,451.00						
02	144014-00000	VET MED - MEDICAL SCIENCE LIBRAR									
		FY19 BASE BUDGET - LIBM	02	014400	341,369.00	02	121325-00000	02	144014-00000	Y	
		** Increase in SL Allocation **			341,369.00						
02	144015-00000	IMAGE ANALYSIS LABORATORY-COLLEG									
		VMIA	02	014400	76,837.00	02	144028-00000	02	144015-00000	Y	
		** Increase in SL Allocation **			76,837.00						
02	144016-00000	VETERINARY MEDICAL PARK - TAMU									
		VTPK	02	014400	483,041.00	02	135001-00000	02	144016-00000	Y	
		** Increase in SL Allocation **			483,041.00						
02	144020-00000	DEAN OF VETERINARY MEDICINE-SPEC									
		SEC GUARD	02	014400	178,347.00	02	135001-00000	02	144020-00000	Y	
		FACILITIES	02	014400	74,153.00	02	144028-00000	02	144020-00000	Y	
		FY19 BASE BUDGET - CLVM	02	014400	125,000.00	02	121325-00000	02	144020-00000	Y	
		** Increase in SL Allocation **			377,500.00						
02	144028-00000	VET MED-PHYS PLT INFRASTRUCTURE									
		VTPB	02	014400	4,494,652.00-	02	144028-00000	02	144006-00000	Y	
		FACULTY SALARIES	02	014400	2,117,579.00-	02	144028-00000	02	144012-00000	Y	
		VMTH	02	014400	19,236,451.00-	02	144028-00000	02	144013-00000	Y	
		VTPP	02	014400	2,745,374.00-	02	144028-00000	02	144007-00000	Y	
		TIPS	02	014400	453,489.00-	02	144028-00000	02	144048-00000	Y	
		VMIT	02	014400	1,177,356.00-	02	144028-00000	02	144011-00000	Y	
		VMIA	02	014400	76,837.00-	02	144028-00000	02	144015-00000	Y	
		VMMR	02	014400	460,886.00-	02	144028-00000	02	144009-00000	Y	
		FACILITIES	02	014400	74,153.00-	02	144028-00000	02	144020-00000	Y	
		VSCS	02	014400	5,346,208.00-	02	144028-00000	02	144004-00000	Y	
		TO BALANCE	02	014400	5,166.00	02	135001-00000	02	144028-00000	Y	
		VLCS	02	014400	4,288,711.00-	02	144028-00000	02	144003-00000	Y	
		VIBS	02	014400	3,567,720.00-	02	144028-00000	02	144002-00000	Y	
		SALARY FUNDS	02	014400	2,523,525.00-	02	144028-00000	02	144001-00000	Y	
		FY19 BASE BUDGET - CLVM	02	014400	46,714,037.00	02	121325-00000	02	144028-00000	Y	
		** Increase in SL Allocation **			156,262.00						

Printed on a Xerox 9700 Laser Printing System at the Computing Services Center / Texas A&M University

Form: URGB01 (02/05/85)

CC	Account	Transaction Description	--- Offset --- CC	Account	Amount	-------- Actual Entry --------- ---- From ----- CC	Account	----- To ------ CC	Account	Feed	Mand
02	144030-00000	SCHOLARSHIP-TUIT & WAIVERS-CLVM(									
		FY19 E&G ALLOC-VET WAIVERS	02	014400	374,057.00	02	011180	02	144030-00000	Y	
		** Increase in SL Allocation **			374,057.00						
02	144048-00000	TIPS OPERATING EXPENSE RESERVE									
		TIPS	02	014400	453,489.00	02	144028-00000	02	144048-00000	Y	
		** Increase in SL Allocation **			453,489.00						
02	149003-00000	LIBRARIES									
		FY19 BASE BUDGET - LIBR	02	014900	11,646,794.00	02	121325-00000	02	149003-00000	Y	
		ANNUAL SALARY	02	014900	600,000.00	02	149022-00000	02	149003-00000	Y	
		** Increase in SL Allocation **			12,246,794.00						
02	149022-00000	MEDICAL SCIENCES LIBRARY HSC									
		FY19 BASE BUDGET - LIBM	02	014900	2,981,255.00	02	121325-00000	02	149022-00000	Y	
		ANNUAL SALARY	02	014900	600,000.00-	02	149022-00000	02	149003-00000	Y	
		** Increase in SL Allocation **			2,381,255.00						
02	150002-00000	CENTRAL RECEIVING									
		FY19 E&G ALLOC-CREC	02	015001	378,757.00	02	011180	02	150002-00000	Y	
		IT SERVICES-TIER1/TIER2	02	015001	1,592.00-	02	150002-00000	02	120043-00000	Y	
		** Increase in SL Allocation **			377,165.00						
02	150005-00000	ENVIRONMENTAL HEALTH & SAFETY									
		FY19 E&G ALLOC-VPMC	02	015001	2,610,471.00	02	011180	02	150005-00000	Y	
		** Increase in SL Allocation **			2,610,471.00						
02	150008-00000	FCOR GIS MAPPING									
		FY19 E&G ALLOC-GIS	02	015001	182,114.00	02	011180	02	150008-00000	Y	
		** Increase in SL Allocation **			182,114.00						
02	150603-00000	UNIVERSITY CENTER BUILDING MAINT									
		UNIVERSITY CENTER	02	015060	66,041.00	02	120405-00000	02	150603-00000	Y	
		** Increase in SL Allocation **			66,041.00						
02	151005-00000	RECREATIONAL SPORTS E&G CUSTODIA									
		REC SPORTS	02	015100	4,704.00	02	120405-00000	02	151005-00000	Y	
		** Increase in SL Allocation **			4,704.00						
02	151501-00000	CENTRAL UTILITIES									
		FY19 E&G ALLOC-UTIL	02	015150	457,000.00	02	011180	02	151501-00000	Y	
		** Increase in SL Allocation **			457,000.00						
02	153001-00000	SEA GRANT ADMINISTRATION & PROGR									
		FY19 BASE BUDGET - SEAG	02	015300	520,424.00	02	121325-00000	02	153001-00000	Y	
		** Increase in SL Allocation **			520,424.00						

Printed on a Xerox 9700 Laser Printing System at the Computing Services Center / Texas A&M University

Form: URGB01 (02/05/85)

CC	Account	Transaction Description	Offset CC	Offset Account	Amount	Actual Entry From CC	Actual Entry From Account	Actual Entry To CC	Actual Entry To Account	Feed	Mand
02	155074-00000	ENERGY RESOURCES PROGRAM									
		FY19 BASE BUDGET - URES	02	015500	388,881.00	02	121325-00000	02	155074-00000	Y	
			02	015500	388,881.00-	02	155074-00000	02	155084-00000	Y	
		** Decrease in SL Allocation **			0.00						
02	155084-00000	TEXAS A&M ENERGY INSTITUTE									
			02	015500	388,881.00	02	155074-00000	02	155084-00000	Y	
		** Increase in SL Allocation **			388,881.00						
02	163001-00000	CYCLOTRON INSTITUTE									
		FY19 BASE BUDGET - CYCL	02	016300	953,630.00	02	121325-00000	02	163001-00000	Y	
		** Increase in SL Allocation **			953,630.00						
02	163201-00000	ACADEMIC SKILLS PROGRAM - REMEDI									
		FY19 BASE BUDGET - ASC	02	016320	77,022.00	02	121325-00000	02	163201-00000	Y	
		** Increase in SL Allocation **			77,022.00						
02	163601-00000	PUBLIC POLICY RESEARCH INSTITUTE									
		FY19 BASE BUDGET - PPRI	02	016360	94,671.00	02	121325-00000	02	163601-00000	Y	
		** Increase in SL Allocation **			94,671.00						
02	163880-00000	SCHOLARSHIP-WAIVERS & EXEMPTIONS									
		FY19 E&G ALLOC-WAIVERS	02	016388	57,725,797.00	02	011180		163880-00000	Y	
		** Increase in SL Allocation **			57,725,797.00						
02	163883-00000	SCHOLARSHIP-TUIT & WAIVERS-GRAD(									
		FY19 E&G ALLOC-GRAD WAIVERS	02	016388	180,000.00	02	011180		163883-00000	Y	
		** Increase in SL Allocation **			180,000.00						
02	163884-00000	SCHOLARSHIPS - TUIT & WAIVERS-CL									
		FY19 E&G ALLOC-LAW WAIVERS	02	016388	311,817.00	02	011180		163884-00000	Y	
		** Increase in SL Allocation **			311,817.00						
02	163902-00000	STATE COLLEGE WORK STUDY									
		FY19 E&G ALLOC-WORK STUDY	02	016390	175,000.00	02	011180		163902-00000	N	
		** Increase in SL Allocation **			175,000.00						
02	163940-00000	PUBLIC SERVICE-SURVIVOR'S BENEFI									
		FY19 E&G ALLOC-PUBLIC SURVIVOR	02	016394	40,000.00	02	011180		163940-00000	Y	
		** Increase in SL Allocation **			40,000.00						
02	163950-00000	TEXAS GRANT - TAMU - CS - STATE									
		FY19 E&G ALLOC-TX GRANT	02	016395	29,250,000.00	02	011180		163950-00000	N	
		** Increase in SL Allocation **			29,250,000.00						
02	163970-00000	TOP 10% STATE SCHOLARSHIP									
		FY19 E&G ALLOC-10%	02	016397	500,000.00	02	011180		163970-00000	N	
		** Increase in SL Allocation **			500,000.00						

Printed on a Xerox 9700 Laser Printing System at the Computing Services Center / Texas A&M University

Form: URGB01 (02/05/85)

CC	Account	Transaction Description	--- Offset --- CC	Account	Amount	-------- Actual Entry --------- ---- From ----- CC	Account	----- To ------ CC	Account	Feed	Mand
02	164050-00000	COLONIAS									
		FY19 BASE BUDGET - COLN	02	016405	684,524.00	02	121325-00000	02	164050-00000	Y	
		** Increase in SL Allocation **			684,524.00						
02	179901-10000	CONTINGENT INCOME-INSTRUCTION (1									
		FY19 E&G ALLOC-E&G CONTINGENCY	02	017990	5,342,821.00	02	011180	02	179901-10000	Y	
		** Increase in SL Allocation **			5,342,821.00						
02	199999-00000	AFR TUITION DISCOUNTING									
		FY19 DISCOUNTING	02	019999	26,739,585.00-	02	199999-00000	02	510239-00000	N	
		** Decrease in SL Allocation **			26,739,585.00-						
02	200230-00000	UNIVERSITY POLICE									
		FY19 INV EARN-COPS	02	020023	37,807.00	02	211080-00000	02	200230-00000	Y	
		** Increase in SL Allocation **			37,807.00						
02	200260-00000	COMPASS REVENUES									
		FY19 COMPASS ALLOC-CONTR MGMT	02	020026	1,000,000.00-	02	200260-00000	02	206490-00000	Y	
		FY19 COMPASS ALLOC-MSC	02	020026	500,000.00-	02	200260-00000	02	206380-00000	Y	
		** Decrease in SL Allocation **			1,500,000.00-						
02	200300-00000	DEPARTMENTAL ACCOUNTING SERVICES									
		FY19 INV EARNINGS ALLOC	02	020030	6,325.00-	02	200300-00000	02	211080-00000	Y	
		DAS Accounting Fees	02	020030	36,934.00	02	218200-00000	02	200300-00000	Y	
		DAS Accounting Fees	02	020030	5,470.00	02	218560-00000	02	200300-00000	Y	
		DAS Accounting Fees	02	020030	11,590.00	02	218410-00000	02	200300-00000	Y	
		DAS Accounting Fees	02	020030	40,870.00	02	201050-00000	02	200300-00000	Y	
		IT SERVICES-TIER1/TIER2	02	020030	7,440.00-	02	200300-00000	02	218410-00000	Y	
		DAS Accounting Fees	02	020030	6,800.00	02	210320-00000	02	200300-00000	Y	
		** Increase in SL Allocation **			87,899.00						
02	200390-00000	STAFF APPRECIATION WEEK									
		FY19 CONCESS ALLOC-STAFF APPR	02	020039	35,000.00	02	217780-00000	02	200390-00000	Y	
		** Increase in SL Allocation **			35,000.00						
02	201050-00000	VICE PRESIDENT FOR FINANCE & CFO									
		CFO Allocation	02	020105	98,300.00	02	218160-00000	02	201050-00000	Y	
		FY19 INV EARN-VPFN	02	020105	382,083.00	02	211080-00000	02	201050-00000	Y	
		DAS Accounting Fees	02	020105	40,870.00-	02	201050-00000	02	200300-00000	Y	
		IT SERVICES-TIER1/TIER2	02	020105	494.00-	02	201050-00000	02	218410-00000	Y	
		IT SERVICES-IMAGING	02	020105	14,046.00-	02	201050-00000	02	216010-00000	Y	
		** Increase in SL Allocation **			424,973.00						
02	201060-00000	BUDGET OFFICE									
		IT SERVICES-TIER1/TIER2	02	020106	1,610.00-	02	201060-00000	02	218410-00000	Y	
		FY19 INV EARN-OBAS	02	020106	44,932.00	02	211080-00000	02	201060-00000	Y	
		Galv. Shared Services-Budget	02	020106	13,770.00	02	203390-00000	02	201060-00000	Y	
		** Increase in SL Allocation **			57,092.00						

Printed on a Xerox 9700 Laser Printing System at the Computing Services Center / Texas A&M University

Form: URGB01 (02/05/85)

CC	Account	Transaction Description	--- Offset --- CC	Account	Amount	-------- Actual Entry --------- ---- From ----- CC	Account	----- To ------ CC	Account	Feed	Mand
02	201070-00000	TAMU SPORTS CLUBS									
		TAMU SPORTS CLUBS	02	020107	305,438.00	02	300420-00000	02	201070-00000	Y	
		** Increase in SL Allocation **			305,438.00						
02	201180-00000	ADMI - ENROLLMENT SERVICES									
		Admissions & Records Allocation	02	020118	150,000.00	02	218160-00000	02	201180-00000	Y	
		** Increase in SL Allocation **			150,000.00						
02	201330-00000	VP - HR SERVICES									
		FY19 INV EARN-VPHR1	02	020133	111,023.00	02	211080-00000	02	201330-00000	Y	
		** Increase in SL Allocation **			111,023.00						
02	202100-00000	SOLTIS CTR FOR RESEARCH AND EDUC									
		FY19 BASE BUDGET - COSR	02	020210	280,412.00	02	218000-00000	02	202100-00000	Y	
		** Increase in SL Allocation **			280,412.00						
02	202150-00000	UNDERGRAD SCHOLARSHIPS									
		FY19 BASE BUDGET - FAID	02	020215	2,462,555.00	02	206550-00000	02	202150-00000	Y	
		** Increase in SL Allocation **			2,462,555.00						
02	202530-00000	TAILGATING									
		FY19 CONCESS ALLOC-TAILGATING	02	020253	200,000.00	02	217780-00000	02	202530-00000	Y	
		** Increase in SL Allocation **			200,000.00						
02	202860-00000	ASSOCIATE VP & CONTROLLER									
		Fund Swap Galv. Shared Services	02	020286	38,529.00	02	218200-00000	02	202860-00000	Y	
		Controller Allocation	02	020286	143,294.00	02	218160-00000	02	202860-00000	Y	
		Galv. Shared Services-Controller	02	020286	29,647.00	02	203390-00000	02	202860-00000	Y	
		Fund Swap Galv. Shared Services	02	020286	308,450.00	02	210410-00000	02	202860-00000	Y	
		Replace Investment Earnings	02	020286	240,000.00-	02	202860-00000	02	210410-00000	Y	
		Replace Auxiliary Assessment	02	020286	50,000.00-	02	202860-00000	02	218190-00000	Y	
		Salary Study-Merit	02	020286	9,700.00-	02	202860-00000	02	210410-00000	Y	
		** Increase in SL Allocation **			220,220.00						
02	203390-00000	SHARED FINANCIAL SERVICES									
		GALV SHARED SVCS PROCUREMENT	02	020339	93,094.00-	02	203390-00000	02	270260-00000	Y	
		FY INV EARNINGS ALLOC	02	020339	775,000.00	02	211080-00000	02	203390-00000	Y	
		HSC Operating Costs -Procurement	02	020339	17,200.00-	02	203390-00000	02	270260-00000	Y	
		System Shared Services-EOD	02	020339	198,889.00-	02	203390-00000	02	271290-00000	Y	
		GALV SHARED SERVICES-IT	02	020339	7,655.00-	02	203390-00000	02	218410-00000	Y	
		System Shared Services-IT	02	020339	2,312.00-	02	203390-00000	02	218410-00000	Y	
		GALV SHARED SERVICES SBS	02	020339	97,784.00-	02	203390-00000	02	218200-00000	Y	
		System Shared Services - SBS	02	020339	6,380.00-	02	203390-00000	02	218200-00000	Y	
		TAMUCT SHARED SERVICES PAYROLL	02	020339	38,178.00-	02	203390-00000	02	218190-00000	Y	
		TAMUT SHARED SERVICES PAYROLL	02	020339	33,600.00-	02	203390-00000	02	218190-00000	Y	
		SYSTEM SHARED SERVICES PAYROLL	02	020339	41,256.00-	02	203390-00000	02	218190-00000	Y	
		TAMUT Shared Services- FMO	02	020339	6,400.00-	02	203390-00000	02	210410-00000	Y	

Printed on a Xerox 9700 Laser Printing System at the Computing Services Center / Texas A&M University

Form: URGB01 (02/05/85)

CC	Account	Transaction Description	Offset CC	Offset Account	Amount	Actual Entry From CC	Actual Entry From Account	Actual Entry To CC	Actual Entry To Account	Feed	Mand
02	203390-00000	SHARED FINANCIAL SERVICES									
		GALV SHARED SERVICES-FMO	02	020339	654,334.00-	02	203390-00000	02	210410-00000	Y	
		GALV SHARED SERVICES PAYROLL	02	020339	14,222.00-	02	203390-00000	02	218190-00000	Y	
		HSC Operating Costs -Payroll	02	020339	13,760.00-	02	203390-00000	02	218190-00000	Y	
		GALV SHARED SERVICES IMAGING	02	020339	28,604.00-	02	203390-00000	02	216010-00000	Y	
		System Shared Services-Imaging	02	020339	21,028.00-	02	203390-00000	02	216010-00000	Y	
		Galv. Shared Services-Contracts	02	020339	6,573.00-	02	203390-00000	02	215290-00000	Y	
		System Shared Services-HR	02	020339	109,099.00-	02	203390-00000	02	214700-00000	Y	
		TAMUCT SHARED SERVICES-TAX	02	020339	8,000.00-	02	203390-00000	02	210410-00000	Y	
		TARLETON SHRED SERVICS-FMO	02	020339	22,000.00-	02	203390-00000	02	210410-00000	Y	
		SYSTEM PCI SHARED SERVICES-FMO	02	020339	110,000.00-	02	203390-00000	02	210410-00000	Y	
		GALV. SHARED SERVICES-GALV FMS	02	020339	140,181.00-	02	203390-00000	02	210410-00000	Y	
		HSC Operating Costs -FMO	02	020339	34,400.00-	02	203390-00000	02	210410-00000	Y	
		TAMUC, TEES SHARED SVCS (TREC)	02	020339	27,000.00-	02	203390-00000	02	210410-00000	Y	
		SYSTEM SHARED SERVICES-FMO	02	020339	486,500.00-	02	203390-00000	02	210410-00000	Y	
		TAMUK SHRED SVS-TAX,FMO (TRECS	02	020339	36,000.00-	02	203390-00000	02	210410-00000	Y	
		HSC Operating Costs -EHS	02	020339	132,590.00-	02	203390-00000	02	207550-00000	Y	
		TAMUI SHARED SERVICES FMO	02	020339	14,305.00-	02	203390-00000	02	210410-00000	Y	
		Galv. Shared Services-Controller	02	020339	29,647.00-	02	203390-00000	02	202860-00000	Y	
		PVAMU SHARED SERVICES-FMO	02	020339	16,214.00-	02	203390-00000	02	210410-00000	Y	
		Galv. Shared Services-Budget	02	020339	13,770.00-	02	203390-00000	02	201060-00000	Y	
		** Decrease in SL Allocation **			1,685,975.00-						
02	203460-00000	UNIVERSITY ARTS									
		FY19 INV EARN-UART	02	020346	93,280.00	02	211080-00000	02	203460-00000	Y	
		** Increase in SL Allocation **			93,280.00						
02	203680-00000	MAYS MASTERS' PROGRAM FEE- DEAN									
		FY19 ALLOCATION	02	020368	1,796,733.00	02	219080-00000	02	203680-00000	Y	
		** Increase in SL Allocation **			1,796,733.00						
02	203810-00000	COLLEGIATE LICENSING OFFICE									
		FY19 LIC ALLOC-CORPS	02	020381	100,000.00-	02	203810-00000	02	216410-00000	Y	
		FY19 LIC ALLOC-BONFIRE	02	020381	60,000.00-	02	203810-00000	02	511986-00000	N	
		FY19 LIC ALLOC-ATHL	02	020381	2,300,000.00-	02	203810-00000	02	300090-00000	N	
		FY19 LIC ALLOC-ATHL	02	020381	100,000.00-	02	203810-00000	02	300090-00000	N	
		FY19 LIC ALLOC-CORPS	02	020381	300,000.00-	02	203810-00000	02	216410-00000	Y	
		** Decrease in SL Allocation **			2,860,000.00-						
02	204210-00000	ATHLETIC COMPLIANCE									
		FY19 INV EARN-ATCO	02	020421	651,580.00	02	211080-00000	02	204210-00000	Y	
		FY19 COMPLIANCE FUNDING	02	020421	30,426.00	02	300090-00000	02	204210-00000	N	
		** Increase in SL Allocation **			682,006.00						
02	204300-00000	CONTINGENCY RESERVE FOR REPAIRS									
		FY19 INV EARN-CONT REPAIRS	02	020430	95,000.00	02	211080-00000	02	204300-00000	Y	
		** Increase in SL Allocation **			95,000.00						

Printed on a Xerox 9700 Laser Printing System at the Computing Services Center / Texas A&M University

Form: URGB01 (02/05/85)

CC	Account	Transaction Description	--- Offset --- CC	Account	Amount	-------- Actual Entry --------- ---- From ----- CC	Account	----- To ------ CC	Account	Feed	Mand
02	204320-00000	PRESIDENT'S OFFICE									
		FY19 INV EARN-PRES	02	020432	1,213,930.00	02	211080-00000	02	204320-00000	Y	
		** Increase in SL Allocation **			1,213,930.00						
02	204690-00000	SYSTEM ASSESSMENTS									
		FY19 INV EARN-SYSTEM ASSESS	02	020469	10,111,997.00	02	211080-00000	02	204690-00000	Y	
		** Increase in SL Allocation **			10,111,997.00						
02	204720-00000	LNOS TEACHING FEE REVENUE									
		FY19 LNOS CBA	02	020472	70,000.00-	02	204720-00000	02	218630-00000	Y	
		FY19 LNOS CAG	02	020472	180,000.00-	02	204720-00000	02	226060-00000	Y	
		FY19 LNOS CBU	02	020472	168,265.00-	02	204720-00000	02	225990-00000	Y	
		FY19 LNOS CED	02	020472	457,000.00-	02	204720-00000	02	225720-00000	Y	
		FY19 LNOS CGE	02	020472	61,000.00-	02	204720-00000	02	221413-00000	Y	
		FY19 LNOS CSC	02	020472	1,258,899.00-	02	204720-00000	02	218680-00000	Y	
		FY19 LNOS CEN	02	020472	385,000.00-	02	204720-00000	02	216080-00000	Y	
		** Decrease in SL Allocation **			2,580,164.00-						
02	204750-00000	SAS/CIRT OPERATIONS ACCOUNT									
		STUDENT LIFE/CIRT/SAS	02	020475	24,000.00	02	211240-00000	02	204750-00000	Y	
		** Increase in SL Allocation **			24,000.00						
02	204870-00000	SCHOLARSHIPS - DIVERSITY FUNDING									
		SCHOLARSHIPS DIVERSITY FUND	02	020487	4,000.00	02	206360-00000	02	204870-00000	Y	
		** Increase in SL Allocation **			4,000.00						
02	205220-00000	DIVISION OF STUDENT AFFAIRS IT									
		IT CONSOLIDATION	02	020522	80,700.00	02	302520-00000	02	205220-00000	Y	
		** Increase in SL Allocation **			80,700.00						
02	206360-00000	DIVISION OF ADMIN DIVERSITY INIT									
		SCHOLARSHIPS DIVERSITY FUND	02	020636	4,000.00-	02	206360-00000	02	204870-00000	Y	
		** Decrease in SL Allocation **			4,000.00-						
02	206380-00000	MSC FACILITY SUPPORT									
		FY19 COMPASS ALLOC-MSC	02	020638	500,000.00	02	200260-00000	02	206380-00000	Y	
		** Increase in SL Allocation **			500,000.00						
02	206490-00000	FACILITIES AND DINING ADMIN									
		FY19 COMPASS ALLOC-CONTR MGMT	02	020649	1,000,000.00	02	200260-00000	02	206490-00000	Y	
		** Increase in SL Allocation **			1,000,000.00						
02	206550-00000	PROVOST INITIATIVES									
		FY19 BASE BUDGET - UPRS	02	020655	80,000.00-	02	206550-00000	02	211270-00000	Y	
		FY19 INV EARN-FAC & GA	02	020655	1,001,274.00	02	211080-00000	02	206550-00000	Y	
		FY19 INV EARN-FAC & GA	02	020655	874,402.00	02	302150-00000	02	206550-00000	Y	
		FY19 BOOKSTORE ALLOC-FAC & GA	02	020655	1,304,000.00	02	301170-00000	02	206550-00000	Y	

Printed on a Xerox 9700 Laser Printing System at the Computing Services Center / Texas A&M University

Form: URGB01 (02/05/85)

CC	Account	Transaction Description	--- Offset --- CC	Account	Amount	-------- Actual Entry --------- ---- From ----- CC	Account	----- To ------ CC	Account	Feed	Mand
02	206550-00000	PROVOST INITIATIVES									
		FY19 CONCESS ALLOC-FAC & GA	02	020655	500,000.00	02	217780-00000	02	206550-00000	Y	
		FY19 BASE BUDGET - FACS	02	020655	3,500.00-	02	206550-00000	02	220300-00000	Y	
		FY19 BASE BUDGET - FAID	02	020655	350,000.00-	02	206550-00000	02	216380-00000	Y	
		FY19 BASE BUDGET - PROV	02	020655	98,334.00-	02	206550-00000	02	217720-00000	Y	
		FY19 BASE BUDGET - FAID	02	020655	15,000.00-	02	206550-00000	02	216400-00000	Y	
		FY19 BASE BUDGET - FAID	02	020655	103,000.00-	02	206550-00000	02	216390-00000	Y	
		FY19 BASE BUDGET - WSM	02	020655	6,000.00-	02	206550-00000	02	216150-00000	Y	
		FY19 BASE BUDGET - IFSS	02	020655	6,111.00-	02	206550-00000	02	213710-00000	Y	
		FY19 BASE BUDGET - BUSH	02	020655	555,176.00-	02	206550-00000	02	213130-00000	Y	
		FY19 BASE BUDGET - FAID	02	020655	2,462,555.00-	02	206550-00000	02	202150-00000	Y	
		** Decrease in SL Allocation **			0.00						
02	206630-00000	CLAR - GRADUATE PROGRAM FEES									
		VIZA	02	020663	269,200.00-	02	206630-00000	02	206650-00000	Y	
		COSC	02	020663	84,800.00-	02	206630-00000	02	206670-00000	Y	
		ARCH	02	020663	460,500.00-	02	206630-00000	02	206680-00000	Y	
		LAUP	02	020663	390,500.00-	02	206630-00000	02	206660-00000	Y	
		** Decrease in SL Allocation **			1,205,000.00-						
02	206640-00000	SERVICE RECOGNITION AWARDS									
		FY19 INV EARN-HUMR	02	020664	10,000.00	02	211080-00000	02	206640-00000	Y	
		** Increase in SL Allocation **			10,000.00						
02	206650-00000	VIZA - GRADUATE PROGRAM FEES									
		VIZA	02	020665	269,200.00	02	206630-00000	02	206650-00000	Y	
		** Increase in SL Allocation **			269,200.00						
02	206660-00000	LAUP - GRADUATE PROGRAM FEES									
		LAUP	02	020666	390,500.00	02	206630-00000	02	206660-00000	Y	
		** Increase in SL Allocation **			390,500.00						
02	206670-00000	COSC - GRADUATE PROGRAM FEES									
		COSC	02	020667	84,800.00	02	206630-00000	02	206670-00000	Y	
		** Increase in SL Allocation **			84,800.00						
02	206680-00000	ARCH - GRADUATE PROGRAM FEES									
		ARCH	02	020668	460,500.00	02	206630-00000	02	206680-00000	Y	
		** Increase in SL Allocation **			460,500.00						
02	206740-00000	UNIVERSITY CENTRE (SOUTH COLLEGE									
		FY18 CAIN LEASE PAYMENT	02	020674	371,989.00-	02	206740-00000	02	020674	Y	
		** Decrease in SL Allocation **			371,989.00-						
02	206900-00000	QATAR SERVICE LEVEL AGREEMENTS -									
		FY19 QATAR SLA - PAYROLL	02	020690	41,822.00-	02	206900-00000	02	206905-00000	Y	
		FY19 QATAR SLA - CONTRACT ADM	02	020690	6,406.00-	02	206900-00000	02	206909-00000	Y	

Printed on a Xerox 9700 Laser Printing System at the Computing Services Center / Texas A&M University

Form: URGB01 (02/05/85)

CC	Account	Transaction Description	Offset CC	Offset Account	Amount	Actual Entry From CC	Actual Entry From Account	Actual Entry To CC	Actual Entry To Account	Feed	Mand
02	206900-00000	QATAR SERVICE LEVEL AGREEMENTS -									
		FY19 QATAR SLA - HR	02	020690	76,579.00-	02	206900-00000	02	206911-00000	Y	
		FY19 QATAR SLA - FMO	02	020690	159,220.00-	02	206900-00000	02	206910-00000	Y	
		FY19 QATAR SLA - CLSC	02	020690	196,964.00-	02	206900-00000	02	206908-00000	Y	
		FY19 QATAR SLA - LIBRARY	02	020690	446,326.00-	02	206900-00000	02	206913-00000	Y	
		FY19 QATAR SLA - CLLA	02	020690	113,791.00-	02	206900-00000	02	206907-00000	Y	
		FY19 QATAR SLA - QSO	02	020690	126,460.00-	02	206900-00000	02	206914-00000	Y	
		FY19 QATAR SLA - CLEN	02	020690	734,827.00-	02	206900-00000	02	206906-00000	Y	
		FY19 QATAR SLA - TEXC	02	020690	30,000.00-	02	206900-00000	02	206919-00000	Y	
		FY19 QATAR SLA - VPFN IT	02	020690	15,988.00-	02	206900-00000	02	206918-00000	Y	
		FY19 QATAR SLA - EIS	02	020690	375,000.00-	02	206900-00000	02	206920-00000	Y	
		FY19 QATAR SLA - PROCUREMENT	02	020690	60,880.00-	02	206900-00000	02	206916-00000	Y	
		FY19 QATAR SLA - ITS	02	020690	30,633.00-	02	206900-00000	02	207300-00000	Y	
		FY19 QATAR SLA - PROVOST	02	020690	230,593.00-	02	206900-00000	02	206915-00000	Y	
		FY19 QATAR SLA - VPR	02	020690	316,521.00-	02	206900-00000	02	206904-00000	Y	
		FY19 QATAR SLA - OGAPS	02	020690	53,360.00-	02	206900-00000	02	206903-00000	Y	
		FY19 QATAR SLA - UNDERGRAD STU	02	020690	12,900.00-	02	206900-00000	02	206901-00000	Y	
		** Decrease in SL Allocation **			3,028,270.00-						
02	206901-00000	QATAR SERVICE - UNDERGRAD STUDIE									
		FY19 QATAR SLA - UNDERGRAD STU	02	020691	12,900.00	02	206900-00000	02	206901-00000	Y	
		** Increase in SL Allocation **			12,900.00						
02	206903-00000	QATAR SERVICE - GRADUATE STUDIES									
		FY19 QATAR SLA - OGAPS	02	020691	53,360.00	02	206900-00000	02	206903-00000	Y	
		** Increase in SL Allocation **			53,360.00						
02	206904-00000	QATAR SERVICE - VP FOR RESEARCH									
		FY19 QATAR SLA - VPR	02	020691	316,521.00	02	206900-00000	02	206904-00000	Y	
		** Increase in SL Allocation **			316,521.00						
02	206905-00000	QATAR SERVICE - PAYROLL									
		FY19 QATAR SLA - PAYROLL	02	020691	41,822.00	02	206900-00000	02	206905-00000	Y	
		** Increase in SL Allocation **			41,822.00						
02	206906-00000	QATAR SERVICE - CLEN									
		FY19 QATAR SLA - CLEN	02	020691	734,827.00	02	206900-00000	02	206906-00000	Y	
		** Increase in SL Allocation **			734,827.00						
02	206907-00000	SERVICE LEVEL AGREEMENT-CLLA									
		FY19 QATAR SLA - CLLA	02	020691	113,791.00	02	206900-00000	02	206907-00000	Y	
		** Increase in SL Allocation **			113,791.00						
02	206908-00000	QATAR SERVICE - COLLEGE OF SCIEN									
		FY19 QATAR SLA - CLSC	02	020691	196,964.00	02	206900-00000	02	206908-00000	Y	
		** Increase in SL Allocation **			196,964.00						

Printed on a Xerox 9700 Laser Printing System at the Computing Services Center / Texas A&M University

Form: URGB01 (02/05/85)

CC	Account	Transaction Description	Offset CC	Offset Account	Amount	Actual Entry From CC	Actual Entry From Account	Actual Entry To CC	Actual Entry To Account	Feed	Mand
02	206909-00000	QATAR SERVICE - CONTRACTS & GRAN									
		FY19 QATAR SLA - CONTRACT ADM	02	020691	6,406.00	02	206900-00000	02	206909-00000	Y	
		** Increase in SL Allocation **			6,406.00						
02	206910-00000	QATAR SERVICE - FMO									
		FY19 QATAR SLA - FMO	02	020691	159,220.00	02	206900-00000	02	206910-00000	Y	
		** Increase in SL Allocation **			159,220.00						
02	206911-00000	QATAR SERVICE - HUMAN RESOURCES									
		FY19 QATAR SLA - HR	02	020691	76,579.00	02	206900-00000	02	206911-00000	Y	
		** Increase in SL Allocation **			76,579.00						
02	206913-00000	QATAR SERVICE - TAMU LIBRARIES									
		FY19 QATAR SLA - LIBRARY	02	020691	446,326.00	02	206900-00000	02	206913-00000	Y	
		** Increase in SL Allocation **			446,326.00						
02	206914-00000	QATAR SERVICE - QATAR SUPPORT OF									
		FY19 QATAR SLA - QSO	02	020691	126,460.00	02	206900-00000	02	206914-00000	Y	
		** Increase in SL Allocation **			126,460.00						
02	206915-00000	QATAR SERVICE - PROVOST									
		FY19 QATAR SLA - PROVOST	02	020691	230,593.00	02	206900-00000	02	206915-00000	Y	
		** Increase in SL Allocation **			230,593.00						
02	206916-00000	QATAR SERVICE - PROCUREMENT SERV									
		FY19 QATAR SLA - PROCUREMENT	02	020691	60,880.00	02	206900-00000	02	206916-00000	Y	
		** Increase in SL Allocation **			60,880.00						
02	206918-00000	QATAR SERVICE - IMAGING									
		FY19 QATAR SLA - VPFN IT	02	020691	15,988.00	02	206900-00000	02	206918-00000	Y	
		** Increase in SL Allocation **			15,988.00						
02	206919-00000	QATAR SERVICE - CTR FOR TEACHING									
		FY19 QATAR SLA - TEXC	02	020691	30,000.00	02	206900-00000	02	206919-00000	Y	
		** Increase in SL Allocation **			30,000.00						
02	206920-00000	QATAR SERVICE LEVEL AGREEMENTS-E									
		FY19 QATAR SLA - EIS	02	020692	375,000.00	02	206900-00000	02	206920-00000	Y	
		** Increase in SL Allocation **			375,000.00						
02	207300-00000	QATAR SERVICE LEVEL AGREEMENTS-I									
		FY19 QATAR SLA - ITS	02	020730	30,633.00	02	206900-00000	02	207300-00000	Y	
		** Increase in SL Allocation **			30,633.00						
02	207550-00000	EHSD MISCELLANEOUS REVENUE									
		HSC Operating Costs -EHS	02	020755	132,590.00	02	203390-00000	02	207550-00000	Y	
		** Increase in SL Allocation **			132,590.00						

Printed on a Xerox 9700 Laser Printing System at the Computing Services Center / Texas A&M University

Form: URGB01 (02/05/85)

CC	Account	Transaction Description	Offset CC	Offset Account	Amount	Actual Entry From CC	Actual Entry From Account	Actual Entry To CC	Actual Entry To Account	Feed	Mand
02	208270-00000	UTILITIES E&G SUPPLEMENT									
		FY19 INV EARN-UTIL E&G	02	020827	1,130,000.00	02	211080-00000	02	208270-00000	Y	
		** Increase in SL Allocation **			1,130,000.00						
02	208650-00000	BUSH SCHOOL GRAD PROG FEE-MPIA R									
		OPS	02	020865	403,079.00-	02	208650-00000	02	208670-00000	Y	
		SCHOLARSHIPS	02	020865	74,833.00-	02	208650-00000	02	208680-00000	Y	
		** Decrease in SL Allocation **			477,912.00-						
02	208660-00000	BUSH SCHOOL GRAD PROG FEE-MPSA R									
		OPS	02	020866	403,080.00-	02	208660-00000	02	208670-00000	Y	
		SCHOLARSHIPS	02	020866	74,833.00-	02	208660-00000	02	208680-00000	Y	
		** Decrease in SL Allocation **			477,913.00-						
02	208670-00000	BUSH SCHOOL GRAD PROG FEE-EXPEND									
		OPS	02	020867	403,080.00	02	208660-00000	02	208670-00000	Y	
		OPS	02	020867	403,079.00	02	208650-00000	02	208670-00000	Y	
		** Increase in SL Allocation **			806,159.00						
02	208680-00000	BUSH SCHOOL GRAD PROG FEE-SCHOLA									
		SCHOLARSHIPS	02	020868	74,833.00	02	208660-00000	02	208680-00000	Y	
		SCHOLARSHIPS	02	020868	74,833.00	02	208650-00000	02	208680-00000	Y	
		** Increase in SL Allocation **			149,666.00						
02	210320-00000	SURPLUS PROPERTY									
		IT SERVICES-TIER1/TIER2	02	021032	1,857.00-	02	210320-00000	02	218410-00000	Y	
		FY19 INV EARNINGS ALLOC	02	021032	41,644.00-	02	210320-00000	02	211080-00000	Y	
		DAS Accounting Fees	02	021032	6,800.00-	02	210320-00000	02	200300-00000	Y	
		** Decrease in SL Allocation **			50,301.00-						
02	210410-00000	FMO									
		Fund Swap Galv. Shared Services	02	021041	308,450.00-	02	210410-00000	02	202860-00000	Y	
		IT SERVICES-TIER 1/TIER 2	02	021041	15,333.00-	02	210410-00000	02	218410-00000	Y	
		FMO FEES	02	021041	107,762.00	02	218200-00000	02	210410-00000	Y	
		TAMUI SHARED SERVICES FMO	02	021041	14,305.00	02	203390-00000	02	210410-00000	Y	
		SYSTEM SHARED SERVICES-FMO	02	021041	486,500.00	02	203390-00000	02	210410-00000	Y	
		TAMUK SHRED SVS-TAX,FMO (TRECS	02	021041	36,000.00	02	203390-00000	02	210410-00000	Y	
		SYSTEM PCI SHARED SERVICES-FMO	02	021041	110,000.00	02	203390-00000	02	210410-00000	Y	
		TAMUC, TEES SHARED SVCS (TREC)	02	021041	27,000.00	02	203390-00000	02	210410-00000	Y	
		TARLETON SHRED SERVICS-FMO	02	021041	22,000.00	02	203390-00000	02	210410-00000	Y	
		GALV. SHARED SERVICES-GALV FMS	02	021041	140,181.00	02	203390-00000	02	210410-00000	Y	
		HSC Operating Costs -FMO	02	021041	34,400.00	02	203390-00000	02	210410-00000	Y	
		TAMUCT SHARED SERVICES-TAX	02	021041	8,000.00	02	203390-00000	02	210410-00000	Y	
		GALV SHARED SERVICES-FMO	02	021041	654,334.00	02	203390-00000	02	210410-00000	Y	
		TAMUT Shared Services- FMO	02	021041	6,400.00	02	203390-00000	02	210410-00000	Y	
		PVAMU SHARED SERVICES-FMO	02	021041	16,214.00	02	203390-00000	02	210410-00000	Y	
		Replace Investment Earnings	02	021041	240,000.00	02	202860-00000	02	210410-00000	Y	

Printed on a Xerox 9700 Laser Printing System at the Computing Services Center / Texas A&M University

Form: URGB01 (02/05/85)

CC	Account	Transaction Description	--- Offset --- CC	Account	Amount	-------- Actual Entry --------- ---- From ----- CC	Account	----- To ------ CC	Account	Feed	Mand
02	210410-00000	FMO									
		IT SERVICES-IMAGING	02	021041	19,674.00-	02	210410-00000	02	216010-00000	Y	
		IT SERVICES-IMAGING-TAMUG	02	021041	12,205.00-	02	210410-00000	02	216010-00000	Y	
		FY19 ALLOC-INV EARNINGS	02	021041	71,613.00-	02	210410-00000	02	211080-00000	Y	
		IT SERVICES-TIER1/TIER2-TAMUG	02	021041	6,708.00-	02	210410-00000	02	218410-00000	Y	
		IT SERVICES-IMAGING	02	021041	10,594.00-	02	210410-00000	02	216010-00000	Y	
		IT SERVICES-TIER1/TIER2	02	021041	15,208.00-	02	210410-00000	02	218410-00000	Y	
		IT SERVICES-TRAINING ROOM	02	021041	6,198.00-	02	210410-00000	02	218410-00000	Y	
		Salary Study-Merit	02	021041	9,700.00	02	202860-00000	02	210410-00000	Y	
		** Increase in SL Allocation **			1,446,813.00						
02	210420-00000	ENGAGEMENT INITIATIVES									
		FY19 INV EARN-ENGAGEMENT	02	021042	100,000.00	02	211080-00000	02	210420-00000	Y	
		** Increase in SL Allocation **			100,000.00						
02	210710-00000	STATE AUDITOR ASSESSMENTS									
		FY19 INV EARN-AUDIT	02	021071	145,000.00	02	211080-00000	02	210710-00000	Y	
		** Increase in SL Allocation **			145,000.00						
02	210760-00000	LEGAL SERVICES									
		FY19 INV EARN-LEGAL	02	021076	125,000.00	02	211080-00000	02	210760-00000	Y	
		** Increase in SL Allocation **			125,000.00						
02	210800-00000	BOOKSTORE ALLOCATION									
		XFER TO SOFC FOR STUDENT GROUP	02	021080	36,000.00	02	300620-00000	02	210800-00000	Y	
		FY19 BOOKSTORE ALLOC-SACT	02	021080	175,000.00	02	301170-00000	02	210800-00000	Y	
		** Increase in SL Allocation **			211,000.00						
02	210830-00000	MSC FACILITY SUPPORT									
		FY19 BOOKSTORE ALLOC-MSC SUPT	02	021083	500,000.00	02	301170-00000	02	210830-00000	Y	
		** Increase in SL Allocation **			500,000.00						
02	210850-00000	AFR YEAR END ENTRIES NON CASH (6									
		FY19 DISCOUNTING	02	021085	73,348,840.00-	02	210850-00000	02	510239-00000	N	
		FY19 DISCOUNTING	02	021085	118,105,436.00	02	510239-00000	02	210850-00000	N	
		** Increase in SL Allocation **			44,756,596.00						
02	210940-00000	FM RADIO STATION OPERATIONS									
		FY19 CONCESS ALLOC-EDBS	02	021094	21,316.00	02	217780-00000	02	210940-00000	Y	
		** Increase in SL Allocation **			21,316.00						
02	211080-00000	INVESTMENT EARNINGS									
		FY19 INV EARNINGS ALLOC	02	021108	35,610.00	02	218200-00000	02	211080-00000	Y	
		FY19 INV EARN-UTIL E&G	02	021108	1,130,000.00-	02	211080-00000	02	208270-00000	Y	
		FY19 INV EARNINGS ALLOC-FAID	02	021108	1,200,000.00-	02	211080-00000	02	211780-00000	Y	
		FY19 INV EARN-AUDIT	02	021108	145,000.00-	02	211080-00000	02	210710-00000	Y	
		FY19 INV EARN-LEGAL	02	021108	125,000.00-	02	211080-00000	02	210760-00000	Y	

Printed on a Xerox 9700 Laser Printing System at the Computing Services Center / Texas A&M University

Form: URGB01 (02/05/85)

CC	Account	Transaction Description	--- Offset --- CC	Account	Amount	-------- Actual Entry --------- ---- From ----- CC	Account	----- To ------ CC	Account	Feed	Mand
02	211080-00000	INVESTMENT EARNINGS									
		FY19 INV EARN-HUMR	02	021108	10,000.00-	02	211080-00000	02	206640-00000	Y	
		FY19 INV EARN-ENGAGEMENT	02	021108	100,000.00-	02	211080-00000	02	210420-00000	Y	
		FY19 INV EARN-EMERG MAINT	02	021108	142,347.00-	02	211080-00000	02	211170-00000	Y	
		FY19 INV EARN-ATCO	02	021108	651,580.00-	02	211080-00000	02	204210-00000	Y	
		FY19 INV EARN-SYSTEM ASSESS	02	021108	10,111,997.00-	02	211080-00000	02	204690-00000	Y	
		FY19 INV EARN-CONT REPAIRS	02	021108	95,000.00-	02	211080-00000	02	204300-00000	Y	
		FY19 INV EARN-PRES	02	021108	1,213,930.00-	02	211080-00000	02	204320-00000	Y	
		FY19 INV EARN-UART	02	021108	93,280.00-	02	211080-00000	02	203460-00000	Y	
		FY19 INV EARN-FAC & GA	02	021108	1,001,274.00-	02	211080-00000	02	206550-00000	Y	
		FY INV EARNINGS ALLOC	02	021108	775,000.00-	02	211080-00000	02	203390-00000	Y	
		FY19 INV EARN-COPS	02	021108	37,807.00-	02	211080-00000	02	200230-00000	Y	
		FY19 INV EARN-RES ALLOCATION	02	021108	72,635.00-	02	211080-00000	02	219750-00000	Y	
		FY19 INV EARN-CAMPS	02	021108	29,876.00-	02	211080-00000	02	219730-00000	Y	
		FY19 INV EARNINGS ALLOC	02	021108	436,728.00-	02	211080-00000	02	270260-00000	Y	
		FY19 INV EARN-VPFN	02	021108	382,083.00-	02	211080-00000	02	201050-00000	Y	
		FY19 INV EARN-BAND	02	021108	100,000.00-	02	211080-00000	02	218780-00000	Y	
		FY19 INV EARN-HUBS	02	021108	177,154.00-	02	211080-00000	02	218560-00000	Y	
		FY19 INV EARN-FCOR	02	021108	30,196.00-	02	211080-00000	02	218530-00000	Y	
		FY19 INV EARN-EDPS	02	021108	96,725.00-	02	211080-00000	02	218410-00000	Y	
		FY19 INV EARN-CCOM	02	021108	52,746.00-	02	211080-00000	02	215290-00000	Y	
		FY19 INV EARN-PIEI	02	021108	72,555.00-	02	211080-00000	02	215080-00000	Y	
		FY19 INV EARN-SFSV	02	021108	28,238.00-	02	211080-00000	02	218340-00000	Y	
		FY19 INV EARN-VPHR1	02	021108	111,023.00-	02	211080-00000	02	201330-00000	Y	
		FY19 INV EARN-OBAS	02	021108	44,932.00-	02	211080-00000	02	201060-00000	Y	
		FY19 INV EARN-DEF MAINT	02	021108	3,000,000.00-	02	211080-00000	02	020364	Y	
		FY19 ALLOC-INV EARNINGS	02	021108	71,613.00	02	210410-00000	02	211080-00000	Y	
		FY19 INV EARNINGS ALLOC	02	021108	41,644.00	02	210320-00000	02	211080-00000	Y	
		FY19 INV EARNINGS ALLOC	02	021108	6,325.00	02	200300-00000	02	211080-00000	Y	
		FY19 ALLOCATION	02	021108	84,000.00	02	021032	02	211080-00000	Y	
		** Decrease in SL Allocation **			21,227,914.00-						
02	211170-00000	EMERGENCY MAINTENANCE & MODIFICA									
		FY19 INV EARN-EMERG MAINT	02	021117	142,347.00	02	211080-00000	02	211170-00000	Y	
		** Increase in SL Allocation **			142,347.00						
02	211240-00000	STUDENT WELFARE & RECREATIONAL F									
		FY19 CONCESS ALLOC-STUDENT WEL	02	021124	37,000.00	02	217780-00000	02	211240-00000	Y	
		STUDENT LIFE/CIRT/SAS	02	021124	24,000.00-	02	211240-00000	02	204750-00000	Y	
		** Increase in SL Allocation **			13,000.00						
02	211270-00000	TEXAS A&M UNIVERSITY PRESS PUBLI									
		FY19 BASE BUDGET - UPRS	02	021127	80,000.00	02	206550-00000	02	211270-00000	Y	
		** Increase in SL Allocation **			80,000.00						
02	211440-00000	QATAR MANAGEMENT FEE - CLEN									
		QMF FOR ENGINEERING FY19	02	021144	2,000,000.00	02	218000-00000	02	211440-00000	Y	
		** Increase in SL Allocation **			2,000,000.00						

Printed on a Xerox 9700 Laser Printing System at the Computing Services Center / Texas A&M University

Form: URGB01 (02/05/85)

CC	Account	Transaction Description	Offset CC	Offset Account	Amount	Actual Entry From CC	Actual Entry From Account	Actual Entry To CC	Actual Entry To Account	Feed	Mand
02	211560-00000	FEE INSTALLMENT HANDLING CHARGE									
		Fee Installment Handling	02	021156	210,000.00	02	218160-00000	02	211560-00000	Y	
		Fee Installment Handling Rev.	02	021156	260,000.00	02	218500-00000	02	211560-00000	Y	
		** Increase in SL Allocation **			470,000.00						
02	211780-00000	EMPLOYEE TUITION ASSISTANCE PROG									
		FY19 INV EARNINGS ALLOC-FAID	02	021178	1,200,000.00	02	211080-00000	02	211780-00000	Y	
		** Increase in SL Allocation **			1,200,000.00						
02	212120-00000	VP & ASSOC PROVOST FOR DIVERSITY									
		FY19 CONCESS ALLOC-IDIV	02	021212	10,000.00	02	217780-00000	02	212120-00000	Y	
		** Increase in SL Allocation **			10,000.00						
02	213130-00000	TAMU/BUSH LIBRARY									
		FY19 BASE BUDGET - BUSH	02	021313	555,176.00	02	206550-00000	02	213130-00000	Y	
		** Increase in SL Allocation **			555,176.00						
02	213710-00000	INTERNATIONAL FACULTY & SCHOL RE									
		FY19 BASE BUDGET - IFSS	02	021371	6,111.00	02	206550-00000	02	213710-00000	Y	
		** Increase in SL Allocation **			6,111.00						
02	214700-00000	HUMAN RESOURCES DEPARTMENT									
		System Shared Services-HR	02	021470	109,099.00	02	203390-00000	02	214700-00000	Y	
		** Increase in SL Allocation **			109,099.00						
02	215080-00000	VISITORS CENTER									
		FY19 INV EARN-PIEI	02	021508	72,555.00	02	211080-00000	02	215080-00000	Y	
		** Increase in SL Allocation **			72,555.00						
02	215240-00000	ENTERPRISE INFORMATION SYSTEMS									
		EIS Support	02	021524	76,500.00	02	218160-00000	02	215240-00000	Y	
		** Increase in SL Allocation **			76,500.00						
02	215290-00000	CONTRACT ADMINISTRATION									
		FY19 INV EARN-CCOM	02	021529	52,746.00	02	211080-00000	02	215290-00000	Y	
		IT SERVICES-IMAGING	02	021529	12,254.00-	02	215290-00000	02	216010-00000	Y	
		IT SERVICES-TIER1/TIER2	02	021529	848.00-	02	215290-00000	02	218410-00000	Y	
		Galv. Shared Services-Contracts	02	021529	6,573.00	02	203390-00000	02	215290-00000	Y	
		** Increase in SL Allocation **			46,217.00						
02	215680-00000	RESIDENCE HALL ASSOCIATION-SUPPO									
		XFER TO FUND BUDGET 215680	02	021568	200,000.00	02	300620-00000	02	215680-00000	Y	
		** Increase in SL Allocation **			200,000.00						
02	215700-00000	CORPS PROJECT FUND									
		COPRS PROJECT FUND	02	021570	1,690.00	02	300620-00000	02	215700-00000	Y	
		** Increase in SL Allocation **			1,690.00						

Printed on a Xerox 9700 Laser Printing System at the Computing Services Center / Texas A&M University

Form: URGB01 (02/05/85)

CC	Account	Transaction Description	Offset CC	Offset Account	Amount	Actual Entry From CC	Actual Entry From Account	Actual Entry To CC	Actual Entry To Account	Feed	Mand
02	215740-00000	CADET CORPS AWARDS & TROPHIES *C									
		CORPS AWARDS AND TROPHIES	02	021574	8,500.00	02	300620-00000	02	215740-00000	Y	
		** Increase in SL Allocation **			8,500.00						
02	216010-00000	DOF IT SERVICES-IMAGING MAINTENA									
		IT SERVICES-IMAGING	02	021601	12,254.00	02	215290-00000	02	216010-00000	Y	
		IT SERVICES-IMAGING	02	021601	18,138.00	02	271280-00000	02	216010-00000	Y	
		IT SERVICES-IMAGING	02	021601	16,850.00	02	218200-00000	02	216010-00000	Y	
		GALV SHARED SERVICES IMAGING	02	021601	28,604.00	02	203390-00000	02	216010-00000	Y	
		IT SERVICES-IMAGING-TAMUG	02	021601	12,205.00	02	210410-00000	02	216010-00000	Y	
		IT SERVICES-IMAGING	02	021601	19,674.00	02	210410-00000	02	216010-00000	Y	
		IT SERVICES-IMAGING	02	021601	10,594.00	02	210410-00000	02	216010-00000	Y	
		System Shared Services-Imaging	02	021601	21,028.00	02	203390-00000	02	216010-00000	Y	
		IT SERVICES-IMAGING	02	021601	14,046.00	02	201050-00000	02	216010-00000	Y	
		** Increase in SL Allocation **			153,393.00						
02	216080-00000	DISTANCE EDUCATION ACCESS FEE-EN									
		FY19 LNOS CEN	02	021608	385,000.00	02	204720-00000	02	216080-00000	Y	
		** Increase in SL Allocation **			385,000.00						
02	216120-00000	TPEG - LAW - RESIDENT									
		FY19 E&G ALLOC-TPEG LAW	02	021612	119,162.00	02	011176	02	216120-00000	N	
		** Increase in SL Allocation **			119,162.00						
02	216130-00000	TPEG - LAW - NON RESIDENT									
		FY19 E&G ALLOC-TPEG LAW NR	02	021613	11,178.00	02	011176	02	216130-00000	N	
		** Increase in SL Allocation **			11,178.00						
02	216150-00000	WOMEN IN TIME ACCOUNT									
		FY19 BASE BUDGET - WSM	02	021615	6,000.00	02	206550-00000	02	216150-00000	Y	
		** Increase in SL Allocation **			6,000.00						
02	216270-00000	TPEG RESIDENT									
		FY19 E&G ALLOC-TPEG RES	02	021627	9,637,539.00	02	011176	02	216270-00000	N	
		** Increase in SL Allocation **			9,637,539.00						
02	216280-00000	TPEG NON-RESIDENT									
		FY19 E&G ALLOC-TPEG NR	02	021628	1,104,462.00	02	011176	02	216280-00000	N	
		** Increase in SL Allocation **			1,104,462.00						
02	216290-00000	TPEG VET MED RESIDENT									
		FY19 E&G ALLOC-TPEG VET	02	021629	399,921.00	02	011176	02	216290-00000	N	
		** Increase in SL Allocation **			399,921.00						
02	216300-00000	TPEG VET MED NON-RESIDENT									
		FY19 E&G ALLOC-TPEG VET NR	02	021630	4,374.00	02	011176	02	216300-00000	N	
		** Increase in SL Allocation **			4,374.00						

Printed on a Xerox 9700 Laser Printing System at the Computing Services Center / Texas A&M University

Form: URGB01 (02/05/85)

CC	Account	Transaction Description	Offset CC	Offset Account	Amount	Actual Entry From CC	Actual Entry From Account	Actual Entry To CC	Actual Entry To Account	Feed	Mand
02	216380-00000	BARNES & NOBLE SCHOLARSHIP FUND									
		FY19 BASE BUDGET - FAID	02	021638	350,000.00	02	206550-00000	02	216380-00000	Y	
		** Increase in SL Allocation **			350,000.00						
02	216390-00000	PRESIDENTS SCHOLARS - TAMU									
		FY19 BASE BUDGET - FAID	02	021639	103,000.00	02	206550-00000	02	216390-00000	Y	
		** Increase in SL Allocation **			103,000.00						
02	216400-00000	TAMU BOOKSTORE STUDY ABROAD SCHO									
		FY19 BASE BUDGET - FAID	02	021640	15,000.00	02	206550-00000	02	216400-00000	Y	
		** Increase in SL Allocation **			15,000.00						
02	216410-00000	COMMANDANT'S-CORPS SCHOLARSHIPS									
		FY19 LIC ALLOC-CORPS	02	021641	300,000.00	02	203810-00000	02	216410-00000	Y	
		FY19 BOOKSTORE ALLOC-CORPS SCH	02	021641	20,000.00	02	301170-00000	02	216410-00000	Y	
		FY19 LIC ALLOC-CORPS	02	021641	100,000.00	02	203810-00000	02	216410-00000	Y	
		** Increase in SL Allocation **			420,000.00						
02	216640-00000	MSC JORDAN INSTITUTE									
			02	021664	8,254.00-	02	216640-00000	02	300460-00000	Y	
		** Decrease in SL Allocation **			8,254.00-						
02	216920-00000	STUDENT FINANCIAL AID									
		Financial Aid	02	021692	26,000.00	02	218160-00000	02	216920-00000	Y	
		** Increase in SL Allocation **			26,000.00						
02	217620-00000	SPECIAL CONCESSIONS-PRESIDENT									
		FY19 CONCESS ALLOC	02	021762	400,000.00	02	217780-00000	02	217620-00000	Y	
		** Increase in SL Allocation **			400,000.00						
02	217620-10000	SPECIAL CONCESSIONS-GAMEDAY									
		FY19 CONCESS ALLOC-PRES GD	02	021762	150,000.00	02	217780-00000	02	217620-10000	Y	
		** Increase in SL Allocation **			150,000.00						
02	217620-20000	SPECIAL CONCESSIONS-PRES EVENTS									
		FY19 CONCESS ALLOC-PRES PE	02	021762	120,000.00	02	217780-00000	02	217620-20000	Y	
		** Increase in SL Allocation **			120,000.00						
02	217640-00000	SPECIAL CONCESSIONS-PROVOST									
		FY19 CONCESS ALLOC-PROVOST	02	021764	57,000.00	02	217780-00000	02	217640-00000	Y	
		** Increase in SL Allocation **			57,000.00						
02	217660-00000	SPECIAL CONCESSIONS-VP STUDENT A									
		FY19 CONCESS ALLOC-VPSS	02	021766	81,450.00	02	217780-00000	02	217660-00000	Y	
		** Increase in SL Allocation **			81,450.00						
02	217670-00000	SPECIAL CONCESSIONS-DIRECTOR MAR									
		FY19 CONCESS ALLOC-VPMC	02	021767	25,000.00	02	217780-00000	02	217670-00000	Y	
		** Increase in SL Allocation **			25,000.00						

Printed on a Xerox 9700 Laser Printing System at the Computing Services Center / Texas A&M University

Form: URGB01 (02/05/85)

CC	Account	Transaction Description	Offset CC	Offset Account	Amount	Actual Entry From CC	Actual Entry From Account	Actual Entry To CC	Actual Entry To Account	Feed	Mand
02	217680-00000	SPECIAL CONCESSIONS-PPO									
		FY19 CONCESS ALLOC-EXT AFFAIRS	02	021768	40,000.00	02	217780-00000	02	217680-00000	Y	
		** Increase in SL Allocation **			40,000.00						
02	217690-00000	SPECIAL CONCESSIONS-COMMANDANT									
		FY19 CONCESS ALLOC-COMMANDANT	02	021769	18,000.00	02	217780-00000	02	217690-00000	Y	
		** Increase in SL Allocation **			18,000.00						
02	217720-00000	DEPARTMENTAL OPERATING EXP									
		FY19 BASE BUDGET - PROV	02	021772	98,334.00	02	206550-00000	02	217720-00000	Y	
		** Increase in SL Allocation **			98,334.00						
02	217760-00000	SPECIAL CONCESSIONS-RESIDENCE LI									
		XFER TO FUND BUDGET 217760	02	021776	8,000.00	02	300620-00000	02	217760-00000	Y	
		** Increase in SL Allocation **			8,000.00						
02	217780-00000	SPECIAL CONCESSIONS-RESERVE									
		FY19 CONCESS ALLOC-VPSS	02	021778	81,450.00-	02	217780-00000	02	217660-00000	Y	
		FY19 CONCESS ALLOC-BAND TRAVEL	02	021778	10,000.00-	02	217780-00000	02	218780-00000	Y	
		FY19 CONCESS ALLOC-ATHL	02	021778	200,000.00-	02	217780-00000	02	300090-00000	Y	
		FY19 CONCESS ALLOC-USC	02	021778	10,000.00-	02	217780-00000	02	218930-00000	Y	
		FY19 CONCESS ALLOC-MUSIC COPY	02	021778	47,000.00-	02	217780-00000	02	217930-00000	Y	
		FY19 CONCESS ALLOC-VPFN	02	021778	50,000.00-	02	217780-00000	02	217810-00000	Y	
		FY19 CONCESS ALLOC-FAID	02	021778	35,000.00-	02	217780-00000	02	217940-00000	Y	
		FY19 CONCESS ALLOC-VPMC	02	021778	25,000.00-	02	217780-00000	02	217670-00000	Y	
		FY19 CONCESS ALLOC-PROVOST	02	021778	57,000.00-	02	217780-00000	02	217640-00000	Y	
		FY19 CONCESS ALLOC-EXT AFFAIRS	02	021778	40,000.00-	02	217780-00000	02	217680-00000	Y	
		FY19 CONCESS ALLOC-PRES PE	02	021778	120,000.00-	02	217780-00000	02	217620-20000	Y	
		FY19 CONCESS ALLOC-COMMANDANT	02	021778	18,000.00-	02	217780-00000	02	217690-00000	Y	
		FY19 CONCESS ALLOC-PRES GD	02	021778	150,000.00-	02	217780-00000	02	217620-10000	Y	
		FY19 CONCESS ALLOC-STAFF APPR	02	021778	35,000.00-	02	217780-00000	02	200390-00000	Y	
		FY19 CONCESS ALLOC-EDBS	02	021778	21,316.00-	02	217780-00000	02	210940-00000	Y	
		FY19 CONCESS ALLOC-STUDENT WEL	02	021778	37,000.00-	02	217780-00000	02	211240-00000	Y	
		FY19 CONCESS ALLOC-FAC & GA	02	021778	500,000.00-	02	217780-00000	02	206550-00000	Y	
		FY19 CONCESS ALLOC-IDIV	02	021778	10,000.00-	02	217780-00000	02	212120-00000	Y	
		FY19 CONCESS ALLOC-TAILGATING	02	021778	200,000.00-	02	217780-00000	02	202530-00000	Y	
		FY19 CONCESS ALLOC	02	021778	400,000.00-	02	217780-00000	02	217620-00000	Y	
		** Decrease in SL Allocation **			2,046,766.00-						
02	217810-00000	SPECIAL CONCESSIONS-VP FINANCE									
		FY19 CONCESS ALLOC-VPFN	02	021781	50,000.00	02	217780-00000	02	217810-00000	Y	
		** Increase in SL Allocation **			50,000.00						
02	217930-00000	MUSIC COPYRIGHT USE FUND									
		FY19 CONCESS ALLOC-MUSIC COPY	02	021793	47,000.00	02	217780-00000	02	217930-00000	Y	
		** Increase in SL Allocation **			47,000.00						

Printed on a Xerox 9700 Laser Printing System at the Computing Services Center / Texas A&M University

Form: URGB01 (02/05/85)

CC	Account	Transaction Description	Offset CC	Offset Account	Amount	Actual Entry From CC	Actual Entry From Account	Actual Entry To CC	Actual Entry To Account	Feed	Mand
02	217940-00000	PEPSI SCHOLARSHIPS FUNDS									
		FY19 CONCESS ALLOC-FAID	02	021794	35,000.00	02	217780-00000	02	217940-00000	Y	
		** Increase in SL Allocation **			35,000.00						
02	218000-00000	QATAR CAMPUS - CONTRACT MGMT FEE									
		FY19 BASE BUDGET - COSR	02	021800	280,412.00-	02	218000-00000	02	202100-00000	Y	
		QMF FOR ENGINEERING FY19	02	021800	2,000,000.00-	02	218000-00000	02	211440-00000	Y	
		** Decrease in SL Allocation **			2,280,412.00-						
02	218160-00000	STUDENT FINANCIAL SERVICES REVEN									
		Controller Allocation	02	021816	143,294.00-	02	218160-00000	02	202860-00000	Y	
		Student Business Services	02	021816	680,000.00-	02	218160-00000	02	218200-00000	Y	
		Fee Installment Handling	02	021816	210,000.00-	02	218160-00000	02	211560-00000	Y	
		Admissions & Records Allocation	02	021816	150,000.00-	02	218160-00000	02	201180-00000	Y	
		EIS Support	02	021816	76,500.00-	02	218160-00000	02	215240-00000	Y	
		CFO Allocation	02	021816	98,300.00-	02	218160-00000	02	201050-00000	Y	
		Financial Aid	02	021816	26,000.00-	02	218160-00000	02	216920-00000	Y	
		** Decrease in SL Allocation **			1,384,094.00-						
02	218190-00000	PAYROLL SERVICES									
		HSC Operating Costs -Payroll	02	021819	13,760.00	02	203390-00000	02	218190-00000	Y	
		SYSTEM SHARED SERVICES PAYROLL	02	021819	41,256.00	02	203390-00000	02	218190-00000	Y	
		TAMUCT SHARED SERVICES PAYROLL	02	021819	38,178.00	02	203390-00000	02	218190-00000	Y	
		TAMUT SHARED SERVICES PAYROLL	02	021819	33,600.00	02	203390-00000	02	218190-00000	Y	
		GALV SHARED SERVICES PAYROLL	02	021819	14,222.00	02	203390-00000	02	218190-00000	Y	
		Replace Auxiliary Assessment	02	021819	50,000.00	02	202860-00000	02	218190-00000	Y	
		** Increase in SL Allocation **			191,016.00						
02	218200-00000	STUDENT FINANCIAL SERVICES									
		GALV SHARED SERVICES SBS	02	021820	97,784.00	02	203390-00000	02	218200-00000	Y	
		FY19 INV EARNINGS ALLOC	02	021820	35,610.00-	02	218200-00000	02	211080-00000	Y	
		Aggie Card Allocation-SBS	02	021820	105,000.00	02	218300-00000	02	218200-00000	Y	
		IT SERVICES-TIER1/TIER2	02	021820	42,219.00-	02	218200-00000	02	218410-00000	Y	
		IT SERVICES-IMAGING	02	021820	16,850.00-	02	218200-00000	02	216010-00000	Y	
		FMO FEES	02	021820	107,762.00-	02	218200-00000	02	210410-00000	Y	
		Fund Swap Galv. Shared Services	02	021820	38,529.00-	02	218200-00000	02	202860-00000	Y	
		Student Business Services	02	021820	680,000.00	02	218160-00000	02	218200-00000	Y	
		DAS Accounting Fees	02	021820	36,934.00-	02	218200-00000	02	200300-00000	Y	
		System Shared Services - SBS	02	021820	6,380.00	02	203390-00000	02	218200-00000	Y	
		** Increase in SL Allocation **			611,260.00						
02	218300-00000	AGGIE CARD MAINTENANCE REVENUE									
		Aggie Card Allocation-SBS	02	021830	105,000.00-	02	218300-00000	02	218200-00000	Y	
		** Decrease in SL Allocation **			105,000.00-						
02	218340-00000	STUDENT FINANCIAL SERVICES									
		FY19 INV EARN-SFSV	02	021834	28,238.00	02	211080-00000	02	218340-00000	Y	
		** Increase in SL Allocation **			28,238.00						

Printed on a Xerox 9700 Laser Printing System at the Computing Services Center / Texas A&M University

Form: URGB01 (02/05/85)

CC	Account	Transaction Description	Offset CC	Offset Account	Amount	Actual Entry From CC	Actual Entry From Account	Actual Entry To CC	Actual Entry To Account	Feed	Mand
02	218410-00000	DOF IT SERVICES-LOCAL									
		FY19 INV EARN-EDPS	02	021841	96,725.00	02	211080-00000	02	218410-00000	Y	
		DAS Accounting Fees	02	021841	11,590.00-	02	218410-00000	02	200300-00000	Y	
		IT SERVICES-TIER1/TIER2	02	021841	42,219.00	02	218200-00000	02	218410-00000	Y	
		IT SERVICES-TIER1/TIER2	02	021841	848.00	02	215290-00000	02	218410-00000	Y	
		IT SERVICES-TRAINING ROOMS	02	021841	13,221.00	02	271290-00000	02	218410-00000	Y	
		IT SERVICES-TIER1/TIER2	02	021841	33,530.00	02	271290-00000	02	218410-00000	Y	
		IT SERVICES-TIER1/TIER2	02	021841	8,735.00	02	271290-00000	02	218410-00000	Y	
		IT SERVICES-TIER1/TIER2	02	021841	10,013.00	02	271280-00000	02	218410-00000	Y	
		IT SERVICES-TIER 1/TIER 2	02	021841	15,333.00	02	210410-00000	02	218410-00000	Y	
		IT SERVICES-TIER1/TIER2	02	021841	15,208.00	02	210410-00000	02	218410-00000	Y	
		System Shared Services-IT	02	021841	2,312.00	02	203390-00000	02	218410-00000	Y	
		GALV SHARED SERVICES-IT	02	021841	7,655.00	02	203390-00000	02	218410-00000	Y	
		IT SERVICES-TIER1/TIER2	02	021841	1,610.00	02	201060-00000	02	218410-00000	Y	
		IT SERVICES-TRAINING ROOM	02	021841	6,198.00	02	210410-00000	02	218410-00000	Y	
		IT SERVICES-TIER1/TIER2-TAMUG	02	021841	6,708.00	02	210410-00000	02	218410-00000	Y	
		IT SERVICES-TIER1/TIER2	02	021841	494.00	02	201050-00000	02	218410-00000	Y	
		IT SERVICES-TIER1/TIER2	02	021841	1,857.00	02	210320-00000	02	218410-00000	Y	
		IT SERVICES-TIER1/TIER2	02	021841	7,440.00	02	200300-00000	02	218410-00000	Y	
		FUND DEFICIT	02	021841	87,705.00	02	021841	02	218410-00000	Y	
		** Increase in SL Allocation **			346,221.00						
02	218430-00000	INCOME EQUALIZATION									
		FY19 FUNDING FOR AGGIE BAND	02	021843	1,600,000.00	02	300090-00000	02	218430-00000	N	
		** Increase in SL Allocation **			1,600,000.00						
02	218500-00000	FEE INSTALLMENT HANDLING CHARGE									
		Fee Installment Handling Rev.	02	021850	260,000.00-	02	218500-00000	02	211560-00000	Y	
		** Decrease in SL Allocation **			260,000.00-						
02	218530-00000	OFFICE OF FACILITIES COORDINATIO									
		FY19 INV EARN-FCOR	02	021853	30,196.00	02	211080-00000	02	218530-00000	Y	
		** Increase in SL Allocation **			30,196.00						
02	218560-00000	HUB PROGRAM									
		FY19 INV EARN-HUBS	02	021856	177,154.00	02	211080-00000	02	218560-00000	Y	
		DAS Accounting Fees	02	021856	5,470.00-	02	218560-00000	02	200300-00000	Y	
		** Increase in SL Allocation **			171,684.00						
02	218630-00000	DISTANCE EDUCATION SUPPORT-BUS A									
		FY19 LNOS CBA	02	021863	70,000.00	02	204720-00000	02	218630-00000	Y	
		** Increase in SL Allocation **			70,000.00						
02	218680-00000	DISTANCE EDUCATION SUPPORT-SCIEN									
		FY19 LNOS CSC	02	021868	1,258,899.00	02	204720-00000	02	218680-00000	Y	
		MATH	02	021868	100,000.00-	02	218680-00000	02	226200-00000	Y	
		STATISTICS	02	021868	1,158,899.00-	02	218680-00000	02	225650-00000	Y	
		** Decrease in SL Allocation **			0.00						

Printed on a Xerox 9700 Laser Printing System at the Computing Services Center / Texas A&M University

Form: URGB01 (02/05/85)

CC	Account	Transaction Description	--- Offset --- CC	Account	Amount	-------- Actual Entry --------- ---- From ----- CC	Account	----- To ------ CC	Account	Feed	Mand
02	218780-00000	AGGIE BAND TRAVEL									
		FY19 INV EARN-BAND	02	021878	100,000.00	02	211080-00000	02	218780-00000	Y	
		FY19 FUNDING FOR AGGIE BAND	02	021878	60,000.00	02	300090-00000	02	218780-00000	N	
		FY19 CONCESS ALLOC-BAND TRAVEL	02	021878	10,000.00	02	217780-00000	02	218780-00000	Y	
		** Increase in SL Allocation **			170,000.00						
02	218930-00000	SPECIAL CONCESSIONS - USC									
		FY19 CONCESS ALLOC-USC	02	021893	10,000.00	02	217780-00000	02	218930-00000	Y	
		** Increase in SL Allocation **			10,000.00						
02	219080-00000	MAYS MASTERS' PROGRAM FEE									
		FY19 ALLOCATION	02	021908	1,796,733.00-	02	219080-00000	02	203680-00000	Y	
		** Decrease in SL Allocation **			1,796,733.00-						
02	219100-00000	MAYS MBA PROGRAM FEE									
		FY19 ALLOCATION	02	021910	15,500.00-	02	219100-00000	02	219110-00000	Y	
		** Decrease in SL Allocation **			15,500.00-						
02	219110-00000	COMMUNICATION LAB SUPPORT									
		FY19 ALLOCATION	02	021911	15,500.00	02	219100-00000	02	219110-00000	Y	
		** Increase in SL Allocation **			15,500.00						
02	219730-00000	SUMMER CAMPS									
		FY19 INV EARN-CAMPS	02	021973	29,876.00	02	211080-00000	02	219730-00000	Y	
		** Increase in SL Allocation **			29,876.00						
02	219750-00000	RESOURCE ALLOCATION PROGRAM									
		FY19 INV EARN-RES ALLOCATION	02	021975	72,635.00	02	211080-00000	02	219750-00000	Y	
		** Increase in SL Allocation **			72,635.00						
02	220300-00000	FACULTY SENATE CONCESSIONS									
		FY19 BASE BUDGET - FACS	02	022030	3,500.00	02	206550-00000	02	220300-00000	Y	
		** Increase in SL Allocation **			3,500.00						
02	221100-00000	CLBA - COLLEGE ADVANCEMENT FEE									
		FY2019 ALLOCATION	02	022110	215,000.00-	02	221100-00000	02	221111-00000	Y	
		** Decrease in SL Allocation **			215,000.00-						
02	221111-00000	CLBA - COLLEGE ADVANCEMENT FEE									
		FY2019 ALLOCATION	02	022111	215,000.00	02	221100-00000	02	221111-00000	Y	
		** Increase in SL Allocation **			215,000.00						
02	221413-00000	CLGE - TEACHING FEE MS OF GEOSCI									
		FY19 LNOS CGE	02	022141	61,000.00	02	204720-00000	02	221413-00000	Y	
		** Increase in SL Allocation **			61,000.00						
02	225650-00000	OUT OF STATE DIST ED FEE-STATIST									
		STATISTICS	02	022565	1,158,899.00	02	218680-00000	02	225650-00000	Y	
		** Increase in SL Allocation **			1,158,899.00						

Printed on a Xerox 9700 Laser Printing System at the Computing Services Center / Texas A&M University

Form: URGB01 (02/05/85)

CC	Account	Transaction Description	--- Offset --- CC	Account	Amount	-------- Actual Entry --------- ---- From ----- CC	Account	----- To ------ CC	Account	Feed	Mand
02	225720-00000	DISTANCE INSTRUCT ENH/EQUIP - CL									
		FY19 LNOS CED	02	022572	457,000.00	02	204720-00000	02	225720-00000	Y	
		** Increase in SL Allocation **			457,000.00						
02	225990-00000	BUSH SCHOOL DE-OSNR TEACHING FEE									
		FY19 LNOS CBU	02	022599	168,265.00	02	204720-00000	02	225990-00000	Y	
		** Increase in SL Allocation **			168,265.00						
02	226060-00000	DISTANCE EDUCATION									
		FY19 LNOS CAG	02	022606	180,000.00	02	204720-00000	02	226060-00000	Y	
		** Increase in SL Allocation **			180,000.00						
02	226200-00000	DIST ED FEE - OUT-OF-STATE - MAT									
		MATH	02	022620	100,000.00	02	218680-00000	02	226200-00000	Y	
		** Increase in SL Allocation **			100,000.00						
02	230001-00000	FEDERAL GRANTS - INDIRECT COST									
			02	023000	13,475,000.00-	02	230001-00000	02	230011-00000	Y	
		** Decrease in SL Allocation **			13,475,000.00-						
02	230002-00000	STATE GRANTS - INDIRECT COST									
			02	023000	750,000.00-	02	230002-00000	02	230011-00000	Y	
		** Decrease in SL Allocation **			750,000.00-						
02	230003-00000	MISCELLANEOUS GRANTS - INDIRECT									
			02	023000	2,100,000.00-	02	230003-00000	02	230011-00000	Y	
		** Decrease in SL Allocation **			2,100,000.00-						
02	230004-00000	TEXAS A&M RESEARCH FDN - FAC USE									
			02	023000	1,346,649.00-	02	230004-00000	02	230261-00000	Y	
			02	023000	2,161,556.00-	02	230004-00000	02	230260-00000	Y	
			02	023000	1,226,297.00-	02	230004-00000	02	230011-00000	Y	
		** Decrease in SL Allocation **			4,734,502.00-						
02	230011-00000	RESEARCH DEVELOPMENT INCENTIVES									
			02	023000	13,475,000.00	02	230001-00000	02	230011-00000	Y	
			02	023000	350,103.00-	02	230011-00000	02	230170-00000	Y	
			02	023000	300,000.00-	02	230011-00000	02	230014-00000	Y	
			02	023000	1,226,297.00	02	230004-00000	02	230011-00000	Y	
			02	023000	750,000.00	02	230002-00000	02	230011-00000	Y	
			02	023000	1,237,823.00-	02	230011-00000	02	230027-00000	Y	
			02	023000	2,100,000.00	02	230003-00000	02	230011-00000	Y	
		** Increase in SL Allocation **			15,663,371.00						
02	230014-00000	ORGANIZED RESEARCH OPERATING FUN									
			02	023000	300,000.00	02	230011-00000	02	230014-00000	Y	
		** Increase in SL Allocation **			300,000.00						

Printed on a Xerox 9700 Laser Printing System at the Computing Services Center / Texas A&M University

Form: URGB01 (02/05/85)

CC	Account	Transaction Description	Offset CC	Offset Account	Amount	Actual Entry From CC	Actual Entry From Account	Actual Entry To CC	Actual Entry To Account	Feed	Mand
02	230027-00000	COMPARATIVE MEDICINE PRGM RESEAR									
			02	023000	1,237,823.00	02	230011-00000	02	230027-00000	Y	
		** Increase in SL Allocation **			1,237,823.00						
02	230170-00000	MICROSCOPY AND IMAGING CENTER									
			02	023000	350,103.00	02	230011-00000	02	230170-00000	Y	
		** Increase in SL Allocation **			350,103.00						
02	230260-00000	INTRNL OCEAN DISCOVERY PROG - GE									
			02	023000	2,161,556.00	02	230004-00000	02	230260-00000	Y	
		** Increase in SL Allocation **			2,161,556.00						
02	230261-00000	INTRNL OCEAN DISCOVERY PROG - SR									
			02	023000	1,346,649.00	02	230004-00000	02	230261-00000	Y	
		** Increase in SL Allocation **			1,346,649.00						
02	237000-00000	UAF-REVENUE ACCOUNT									
		FY19 UAF ALLOC-APCI	02	023700	20,820,902.00-	02	237000-00000	02	237013-00000	Y	
		FY19 UAF ALLOC-PATT	02	023700	8,973,828.00-	02	237000-00000	02	337001-00000	Y	
		FY19 UAF ALLOC-DATA	02	023700	3,342,000.00-	02	237000-00000	02	237311-00000	Y	
		FY19 UAF ALLOC-VPFN	02	023700	287,282.00-	02	237000-00000	02	237272-00000	Y	
		FY19 UAF ALLOC-BLDG MAINT	02	023700	1,500,000.00-	02	237000-00000	02	237313-00000	Y	
		FY19 UAF ALLOC-UTIL	02	023700	41,917,775.00-	02	237000-00000	02	237095-00000	Y	
		FY19 UAF ALLOC-CUST	02	023700	10,018,358.00-	02	237000-00000	02	237161-00000	Y	
		FY19 UAF ALLOC-CSCN	02	023700	72,023.00-	02	237000-00000	02	237173-00000	Y	
		FY19 UAF ALLOC-VPSS	02	023700	18,965,016.00-	02	237000-00000	02	237121-00000	Y	
		FY19 UAF ALLOC-BLDG	02	023700	20,153,663.00-	02	237000-00000	02	237153-00000	Y	
		FY19 UAF ALLOC-CONTINGENCY	02	023700	3,871,879.00-	02	237000-00000	02	237148-00000	Y	
		FY19 UAF ALLOC-SUSTAINABILITY	02	023700	68,000.00-	02	237000-00000	02	237195-00000	Y	
		FY19 UAF ALLOC-LANDS	02	023700	2,393,489.00-	02	237000-00000	02	237160-00000	Y	
		FY19 UAF ALLOC-SUST	02	023700	178,654.00-	02	237000-00000	02	237101-00000	Y	
		FY19 UAF ALLOC-SFSV	02	023700	149,726.00-	02	237000-00000	02	237082-00000	Y	
		FY19 UAF ALLOC-DEBT SERVICE	02	023700	5,716,418.00-	02	237000-00000	02	023799	Y	
		FY19 UAF ALLOC-AA	02	023700	14,967,329.00-	02	237000-00000	02	237010-00000	Y	
		FY19 UAF ALLOC-INTL EDUC FEE	02	023700	163,658.00-	02	237000-00000	02	023700	Y	
		** Decrease in SL Allocation **			153,560,000.00-						
02	237001-00000	UAF-ACAD AFF BUSINESS OFFICE									
		FY19 BASE BUDGET - AABS	02	023701	262,870.00	02	237010-00000	02	237001-00000	Y	
		** Increase in SL Allocation **			262,870.00						
02	237002-00000	UAF-TRANSITION ACAD PROGRAMS									
		FY19 BASE BUDGET - ACAD	02	023701	675,935.00	02	237010-00000	02	237002-00000	Y	
		** Increase in SL Allocation **			675,935.00						
02	237004-00000	UAF-OFFICE OF THE REGISTRAR									
		FY19 BASE BUDGET - REGI	02	023701	227,287.00	02	237010-00000	02	237004-00000	Y	
		** Increase in SL Allocation **			227,287.00						

Printed on a Xerox 9700 Laser Printing System at the Computing Services Center / Texas A&M University

Form: URGB01 (02/05/85)

CC	Account	Transaction Description	--- Offset --- CC	Account	Amount	-------- Actual Entry --------- ---- From ----- CC	Account	----- To ------ CC	Account	Feed	Mand
02	237010-00000	UAF-ACAD AFFAIRS BUDGET ALLOC									
		FY19 BASE BUDGET - ACAD	02	023701	675,935.00-	02	237010-00000	02	237002-00000	Y	
		FY19 BASE BUDGET - APHU	02	023701	523,654.00-	02	237010-00000	02	237014-00000	Y	
		FY19 BASE BUDGET - REGI	02	023701	227,287.00-	02	237010-00000	02	237004-00000	Y	
		FY19 BASE BUDGET - AABS	02	023701	262,870.00-	02	237010-00000	02	237001-00000	Y	
		FY19 BASE BUDGET - CARC	02	023701	2,930,138.00-	02	237010-00000	02	237021-00000	Y	
		FY19 UAF ALLOC-AA	02	023701	14,967,329.00	02	237000-00000	02	237010-00000	Y	
		FY19 BASE BUDGET - AST	02	023701	279,526.00-	02	237010-00000	02	237155-00000	Y	
		FY19 BASE BUDGET - PPO	02	023701	225,000.00-	02	237010-00000	02	237177-00000	Y	
		FY19 BASE BUDGET - APAA	02	023701	6,000.00-	02	237010-00000	02	237268-00000	Y	
		FY19 BASE BUDGET - AHSO	02	023701	97,786.00-	02	237010-00000	02	237175-00000	Y	
		FY19 BASE BUDGET - AVPA	02	023701	144,675.00-	02	237010-00000	02	237176-00000	Y	
		FY19 BASE BUDGET - OAL	02	023701	3,398,311.00-	02	237010-00000	02	237304-00000	Y	
		FY19 BASE BUDGET - FAID	02	023701	217,392.00-	02	237010-00000	02	237150-00000	Y	
		FY19 BASE BUDGET - GRST	02	023701	139,996.00-	02	237010-00000	02	237178-00000	Y	
		FY19 BASE BUDGET - ITAS	02	023701	1,157,114.00-	02	237010-00000	02	237054-00000	Y	
		FY19 BASE BUDGET - FAID	02	023701	55,371.00-	02	237010-00000	02	237149-00000	Y	
		FY19 BASE BUDGET - UHON	02	023701	1,393,345.00-	02	237010-00000	02	237088-00000	Y	
		FY19 BASE BUDGET - UWC	02	023701	1,118,894.00-	02	237010-00000	02	237090-00000	Y	
		FY19 BASE BUDGET - PROV	02	023701	253,586.00-	02	237010-00000	02	237071-00000	Y	
		FY19 BASE BUDGET - ASC	02	023701	1,032,312.00-	02	237010-00000	02	237107-00000	Y	
		FY19 BASE BUDGET - SFAOP	02	023701	445,513.00-	02	237010-00000	02	237081-00000	Y	
		FY19 BASE BUDGET - ISS	02	023701	86,557.00-	02	237010-00000	02	237103-00000	Y	
		FY19 BASE BUDGET - SABR	02	023701	159,493.00-	02	237010-00000	02	237076-00000	Y	
		FY19 BASE BUDGET - IDIV	02	023701	136,574.00-	02	237010-00000	02	237106-00000	Y	
		** Decrease in SL Allocation **			0.00						
02	237013-00000	UAF-ASSOC VP - IT									
		FY2019 UAF ALLOCATION	02	023701	529,204.00-	02	237013-00000	02	237173-00000	Y	
		FY19 UAF ALLOC-APCI	02	023701	20,820,902.00	02	237000-00000	02	237013-00000	Y	
		** Increase in SL Allocation **			20,291,698.00						
02	237014-00000	UAF-DEAN UG PGMS & ASSOC PROVOST									
		FY19 BASE BUDGET - APHU	02	023701	523,654.00	02	237010-00000	02	237014-00000	Y	
		** Increase in SL Allocation **			523,654.00						
02	237017-00000	UAF-BEUTEL HEALTH CENTER									
		STUDENT HEALTH CENTER	02	023701	2,200.00	02	237121-00000	02	237017-00000	Y	
		** Increase in SL Allocation **			2,200.00						
02	237021-00000	UAF-CAREER CENTER									
		FY19 BASE BUDGET - CARC	02	023701	2,930,138.00	02	237010-00000	02	237021-00000	Y	
		** Increase in SL Allocation **			2,930,138.00						
02	237022-00000	UAF-COMMANDANT CORP OF CADETS									
		COMMANDANT	02	023701	467,320.00	02	237121-00000	02	237022-00000	Y	
		** Increase in SL Allocation **			467,320.00						

Printed on a Xerox 9700 Laser Printing System at the Computing Services Center / Texas A&M University

Form: URGB01 (02/05/85)

CC	Account	Transaction Description	--- Offset --- CC	Account	Amount	-------- Actual Entry --------- ---- From ----- CC	Account	----- To ------ CC	Account	Feed	Mand
02	237036-00000	UAF-DEPT OF INFORMATION TECHNOLO									
		DIVISION IT	02	023701	1,828,445.00	02	237121-00000	02	237036-00000	Y	
		** Increase in SL Allocation **			1,828,445.00						
02	237037-00000	UAF-DISABILITY SERVICES									
		DISABILITY SERVICES	02	023701	802,889.00	02	237121-00000	02	237037-00000	Y	
		** Increase in SL Allocation **			802,889.00						
02	237054-00000	UAF-PROVOST INFO TECHNOLOGY OFFI									
		FY19 BASE BUDGET - ITAS	02	023701	1,157,114.00	02	237010-00000	02	237054-00000	Y	
		** Increase in SL Allocation **			1,157,114.00						
02	237062-00000	UAF-MEMORIAL STUDENT PROGRAMS									
		MSC	02	023701	2,618,575.00	02	237121-00000	02	237062-00000	Y	
		** Increase in SL Allocation **			2,618,575.00						
02	237063-00000	UAF-MULTICULTURAL SERVICES									
		MULTICULTURAL SERVICES	02	023701	1,136,670.00	02	237121-00000	02	237063-00000	Y	
		** Increase in SL Allocation **			1,136,670.00						
02	237071-00000	UAF-EXEC VP & PROVOST									
		FY19 BASE BUDGET - PROV	02	023701	253,586.00	02	237010-00000	02	237071-00000	Y	
		** Increase in SL Allocation **			253,586.00						
02	237075-00000	UAF-RECREATIONAL SPORTS MGMT									
		REC SPORTS	02	023701	3,677.00	02	237121-00000	02	237075-00000	Y	
		** Increase in SL Allocation **			3,677.00						
02	237076-00000	UAF-STUDY ABROAD PROGRAM									
		FY19 BASE BUDGET - SABR	02	023701	159,493.00	02	237010-00000	02	237076-00000	Y	
		** Increase in SL Allocation **			159,493.00						
02	237077-00000	UAF-STUDENT ACTIVITIES									
		STUDENT ACTIVITIES	02	023701	2,450,875.00	02	237121-00000	02	237077-00000	Y	
		** Increase in SL Allocation **			2,450,875.00						
02	237079-00000	UAF-STUDENT COUNSELING									
		STUDENT COUNSELING	02	023701	4,029,601.00	02	237121-00000	02	237079-00000	Y	
		** Increase in SL Allocation **			4,029,601.00						
02	237081-00000	UAF-STUDENT FINANCIAL AID OPERAT									
		FY19 BASE BUDGET - SFAOP	02	023701	445,513.00	02	237010-00000	02	237081-00000	Y	
		** Increase in SL Allocation **			445,513.00						
02	237082-00000	UAF-STUDENT BUSINESS SERVICES									
		FY19 UAF ALLOC-SFSV	02	023701	149,726.00	02	237000-00000	02	237082-00000	Y	
		** Increase in SL Allocation **			149,726.00						

Printed on a Xerox 9700 Laser Printing System at the Computing Services Center / Texas A&M University

Form: URGB01 (02/05/85)

CC	Account	Transaction Description	--- Offset --- CC	Account	Amount	-------- Actual Entry --------- ---- From ----- CC	Account	----- To ------ CC	Account	Feed	Mand
02	237084-00000	UAF-STUDENT LIFE									
		STUDENT LIFE	02	023701	1,602,120.00	02	237121-00000	02	237084-00000	Y	
		** Increase in SL Allocation **			1,602,120.00						
02	237085-00000	UAF-STUDENT LIFE STUDIES									
		STUDENT LIFE STUDIES	02	023701	340,841.00	02	237121-00000	02	237085-00000	Y	
		** Increase in SL Allocation **			340,841.00						
02	237087-00000	UAF-UNIVERSITY ART EXHIBITS									
		UNIVERSITY ARTS	02	023701	268,642.00	02	237121-00000	02	237087-00000	Y	
		** Increase in SL Allocation **			268,642.00						
02	237088-00000	UAF-LAUNCH									
			02	023701	15,000.00-	02	237088-00000	02	237088-70003	Y	
			02	023701	2,000.00-	02	237088-00000	02	237088-80009	Y	
			02	023701	4,000.00-	02	237088-00000	02	237088-80004	Y	
			02	023701	2,000.00-	02	237088-00000	02	237088-80001	Y	
			02	023701	2,000.00-	02	237088-00000	02	237088-80007	Y	
			02	023701	2,000.00-	02	237088-00000	02	237088-80002	Y	
			02	023701	6,000.00-	02	237088-00000	02	237088-80006	Y	
			02	023701	1,000.00-	02	237088-00000	02	237088-70004	Y	
			02	023701	2,000.00-	02	237088-00000	02	237088-80008	Y	
			02	023701	2,000.00-	02	237088-00000	02	237088-80003	Y	
			02	023701	2,000.00-	02	237088-00000	02	237088-80005	Y	
			02	023701	64,500.00-	02	237088-00000	02	237088-09000	Y	
			02	023701	14,000.00-	02	237088-00000	02	237088-10000	Y	
		FY19 BASE BUDGET - UHON	02	023701	1,393,345.00	02	237010-00000	02	237088-00000	Y	
			02	023701	2,000.00-	02	237088-00000	02	237088-80012	Y	
			02	023701	2,000.00-	02	237088-00000	02	237088-80011	Y	
			02	023701	4,000.00-	02	237088-00000	02	237088-80013	Y	
			02	023701	4,000.00-	02	237088-00000	02	237088-80016	Y	
			02	023701	2,000.00-	02	237088-00000	02	237088-80010	Y	
			02	023701	1,000.00-	02	237088-00000	02	237088-80014	Y	
			02	023701	2,000.00-	02	237088-00000	02	237088-80015	Y	
			02	023701	14,000.00-	02	237088-00000	02	237088-30000	Y	
			02	023701	40,000.00-	02	237088-00000	02	237088-70000	Y	
			02	023701	11,000.00-	02	237088-00000	02	237088-33000	Y	
			02	023701	3,000.00-	02	237088-00000	02	237088-34000	Y	
			02	023701	6,000.00-	02	237088-00000	02	237088-31000	Y	
			02	023701	3,000.00-	02	237088-00000	02	237088-38000	Y	
			02	023701	1,000.00-	02	237088-00000	02	237088-31003	Y	
			02	023701	2,000.00-	02	237088-00000	02	237088-35000	Y	
			02	023701	16,000.00-	02	237088-00000	02	237088-31001	Y	
			02	023701	8,000.00-	02	237088-00000	02	237088-36000	Y	
			02	023701	4,500.00-	02	237088-00000	02	237088-23000	Y	
			02	023701	1,000.00-	02	237088-00000	02	237088-28300	Y	
			02	023701	80,000.00-	02	237088-00000	02	237088-24001	Y	

Printed on a Xerox 9700 Laser Printing System at the Computing Services Center / Texas A&M University

Form: URGB01 (02/05/85)

CC	Account	Transaction Description	--- Offset --- CC	Account	Amount	-------- Actual Entry --------- ---- From ----- CC	Account	----- To ------ CC	Account	Feed	Mand
02	237088-00000	UAF-LAUNCH									
			02	023701	9,500.00-	02	237088-00000	02	237088-27000	Y	
			02	023701	1,500.00-	02	237088-00000	02	237088-23001	Y	
			02	023701	1,000.00-	02	237088-00000	02	237088-28200	Y	
			02	023701	500.00-	02	237088-00000	02	237088-24000	Y	
			02	023701	1,000.00-	02	237088-00000	02	237088-28100	Y	
			02	023701	8,000.00-	02	237088-00000	02	237088-21000	Y	
			02	023701	1,000.00-	02	237088-00000	02	237088-28400	Y	
			02	023701	1,500.00-	02	237088-00000	02	237088-25000	Y	
			02	023701	10,000.00-	02	237088-00000	02	237088-10004	Y	
			02	023701	1,000.00-	02	237088-00000	02	237088-15000	Y	
			02	023701	15,000.00-	02	237088-00000	02	237088-10003	Y	
			02	023701	6,500.00-	02	237088-00000	02	237088-16000	Y	
			02	023701	2,000.00-	02	237088-00000	02	237088-11000	Y	
			02	023701	2,000.00-	02	237088-00000	02	237088-14000	Y	
			02	023701	9,000.00-	02	237088-00000	02	237088-10002	Y	
			02	023701	9,000.00-	02	237088-00000	02	237088-20000	Y	
			02	023701	2,000.00-	02	237088-00000	02	237088-12000	Y	
			02	023701	2,000.00-	02	237088-00000	02	237088-13000	Y	
		** Increase in SL Allocation **			985,845.00						
02	237088-09000	GA - SALARY									
			02	023701	64,500.00	02	237088-00000	02	237088-09000	Y	
		** Increase in SL Allocation **			64,500.00						
02	237088-10000	LC - GENERAL									
			02	023701	14,000.00	02	237088-00000	02	237088-10000	Y	
		** Increase in SL Allocation **			14,000.00						
02	237088-10002	LC - GENERAL PROGRAMMING									
			02	023701	9,000.00	02	237088-00000	02	237088-10002	Y	
		** Increase in SL Allocation **			9,000.00						
02	237088-10003	LC - MENTOR TRAINING									
			02	023701	15,000.00	02	237088-00000	02	237088-10003	Y	
		** Increase in SL Allocation **			15,000.00						
02	237088-10004	LC - SPRING BREAK STAFF SUPPORT									
			02	023701	10,000.00	02	237088-00000	02	237088-10004	Y	
		** Increase in SL Allocation **			10,000.00						
02	237088-11000	LC - ASPIRE									
			02	023701	2,000.00	02	237088-00000	02	237088-11000	Y	
		** Increase in SL Allocation **			2,000.00						
02	237088-12000	LC - CENTURY SCHOLARS									
			02	023701	2,000.00	02	237088-00000	02	237088-12000	Y	
		** Increase in SL Allocation **			2,000.00						

Printed on a Xerox 9700 Laser Printing System at the Computing Services Center / Texas A&M University

Form: URGB01 (02/05/85)

CC	Account	Transaction Description	Offset CC	Offset Account	Amount	Actual Entry From CC	Actual Entry From Account	Actual Entry To CC	Actual Entry To Account	Feed	Mand
02	237088-13000	LC - FOCUS									
			02	023701	2,000.00	02	237088-00000	02	237088-13000	Y	
		** Increase in SL Allocation **			2,000.00						
02	237088-14000	LC - IGNITE									
			02	023701	2,000.00	02	237088-00000	02	237088-14000	Y	
		** Increase in SL Allocation **			2,000.00						
02	237088-15000	LC - GTF									
			02	023701	1,000.00	02	237088-00000	02	237088-15000	Y	
		** Increase in SL Allocation **			1,000.00						
02	237088-16000	LC - ACREW									
			02	023701	6,500.00	02	237088-00000	02	237088-16000	Y	
		** Increase in SL Allocation **			6,500.00						
02	237088-20000	HONORS - GENERAL									
			02	023701	9,000.00	02	237088-00000	02	237088-20000	Y	
		** Increase in SL Allocation **			9,000.00						
02	237088-21000	HONORS - HHC									
			02	023701	8,000.00	02	237088-00000	02	237088-21000	Y	
		** Increase in SL Allocation **			8,000.00						
02	237088-23000	HONORS - UNIV SCHOLARS									
			02	023701	4,500.00	02	237088-00000	02	237088-23000	Y	
		** Increase in SL Allocation **			4,500.00						
02	237088-23001	HONORS - USCHOLAR ENRICHMENT GRA									
			02	023701	1,500.00	02	237088-00000	02	237088-23001	Y	
		** Increase in SL Allocation **			1,500.00						
02	237088-24000	HONORS - NATIONAL FELLOWSHIPS									
			02	023701	500.00	02	237088-00000	02	237088-24000	Y	
		** Increase in SL Allocation **			500.00						
02	237088-24001	UAF-HONORS-USCHOLARS SCHOLARSHIP									
			02	023701	80,000.00	02	237088-00000	02	237088-24001	Y	
		** Increase in SL Allocation **			80,000.00						
02	237088-25000	HONORS - FACULTY DEVELOPMENT									
			02	023701	1,500.00	02	237088-00000	02	237088-25000	Y	
		** Increase in SL Allocation **			1,500.00						
02	237088-27000	HONORS - MSC ITALY									
			02	023701	9,500.00	02	237088-00000	02	237088-27000	Y	
		** Increase in SL Allocation **			9,500.00						

Printed on a Xerox 9700 Laser Printing System at the Computing Services Center / Texas A&M University

Form: URGB01 (02/05/85)

CC	Account	Transaction Description	--- Offset --- CC	Account	Amount	-------- Actual Entry --------- ---- From ----- CC	Account	----- To ------ CC	Account	Feed	Mand
02	237088-28100	HONORS - ULS									
			02	023701	1,000.00	02	237088-00000	02	237088-28100	Y	
		** Increase in SL Allocation **			1,000.00						
02	237088-28200	HONORS - USS									
			02	023701	1,000.00	02	237088-00000	02	237088-28200	Y	
		** Increase in SL Allocation **			1,000.00						
02	237088-28300	HONORS - UTS									
			02	023701	1,000.00	02	237088-00000	02	237088-28300	Y	
		** Increase in SL Allocation **			1,000.00						
02	237088-28400	HONORS - UPS									
			02	023701	1,000.00	02	237088-00000	02	237088-28400	Y	
		** Increase in SL Allocation **			1,000.00						
02	237088-30000	UGR - GENERAL									
			02	023701	14,000.00	02	237088-00000	02	237088-30000	Y	
		** Increase in SL Allocation **			14,000.00						
02	237088-31000	UGR - SCHOLARS									
			02	023701	6,000.00	02	237088-00000	02	237088-31000	Y	
		** Increase in SL Allocation **			6,000.00						
02	237088-31001	UGR: SCHOLARS-RESEARCH ALLOCATIO									
			02	023701	16,000.00	02	237088-00000	02	237088-31001	Y	
		** Increase in SL Allocation **			16,000.00						
02	237088-31003	UGR: SCHOLARS-GRADUATE									
			02	023701	1,000.00	02	237088-00000	02	237088-31003	Y	
		** Increase in SL Allocation **			1,000.00						
02	237088-33000	UGR - SUMMER PROGRAMS									
			02	023701	11,000.00	02	237088-00000	02	237088-33000	Y	
		** Increase in SL Allocation **			11,000.00						
02	237088-34000	UGR - WORKSHOPS & MISC.									
			02	023701	3,000.00	02	237088-00000	02	237088-34000	Y	
		** Increase in SL Allocation **			3,000.00						
02	237088-35000	UGR - AMBASSADORS									
			02	023701	2,000.00	02	237088-00000	02	237088-35000	Y	
		** Increase in SL Allocation **			2,000.00						
02	237088-36000	UGR - EXPLORATIONS									
			02	023701	8,000.00	02	237088-00000	02	237088-36000	Y	
		** Increase in SL Allocation **			8,000.00						

Printed on a Xerox 9700 Laser Printing System at the Computing Services Center / Texas A&M University

Form: URGB01 (02/05/85)

CC	Account	Transaction Description	--- Offset --- CC	Account	Amount	-------- Actual Entry --------- ---- From ----- CC	Account	----- To ------ CC	Account	Feed	Mand
02	237088-38000	BECKMAN SCHOLARS PROGRAM SUPT									
			02	023701	3,000.00	02	237088-00000	02	237088-38000	Y	
		** Increase in SL Allocation **			3,000.00						
02	237088-70000	LAUNCH - GENERAL OPERATING									
			02	023701	40,000.00	02	237088-00000	02	237088-70000	Y	
		** Increase in SL Allocation **			40,000.00						
02	237088-70003	LAUNCH - STAFF AWARDS & RECOGNIT									
			02	023701	15,000.00	02	237088-00000	02	237088-70003	Y	
		** Increase in SL Allocation **			15,000.00						
02	237088-70004	LAUNCH - MARKETING									
			02	023701	1,000.00	02	237088-00000	02	237088-70004	Y	
		** Increase in SL Allocation **			1,000.00						
02	237088-80001	HONORS: PD - DUSTIN KEMP									
			02	023701	2,000.00	02	237088-00000	02	237088-80001	Y	
		** Increase in SL Allocation **			2,000.00						
02	237088-80002	HONORS: PD - AUSTIN FORD									
			02	023701	2,000.00	02	237088-00000	02	237088-80002	Y	
		** Increase in SL Allocation **			2,000.00						
02	237088-80003	HONORS: PD - BENJAMIN SIMINGTON									
			02	023701	2,000.00	02	237088-00000	02	237088-80003	Y	
		** Increase in SL Allocation **			2,000.00						
02	237088-80004	HONORS: PD - JON KOTINEK									
			02	023701	4,000.00	02	237088-00000	02	237088-80004	Y	
		** Increase in SL Allocation **			4,000.00						
02	237088-80005	HONORS: PD - PROGRAM COORDINATOR									
			02	023701	2,000.00	02	237088-00000	02	237088-80005	Y	
		** Increase in SL Allocation **			2,000.00						
02	237088-80006	UGR: PD - SARAH MISEMER									
			02	023701	6,000.00	02	237088-00000	02	237088-80006	Y	
		** Increase in SL Allocation **			6,000.00						
02	237088-80007	UGR: PD - ANNABELLE AYMOND									
			02	023701	2,000.00	02	237088-00000	02	237088-80007	Y	
		** Increase in SL Allocation **			2,000.00						
02	237088-80008	UGR: PD - CAROLINE SONNIER									
			02	023701	2,000.00	02	237088-00000	02	237088-80008	Y	
		** Increase in SL Allocation **			2,000.00						

Printed on a Xerox 9700 Laser Printing System at the Computing Services Center / Texas A&M University

Form: URGB01 (02/05/85)

CC	Account	Transaction Description	Offset CC	Offset Account	Amount	Actual Entry From CC	Actual Entry From Account	Actual Entry To CC	Actual Entry To Account	Feed	Mand
02	237088-80009	LC: PD - BONNIE DAVILA									
			02	023701	2,000.00	02	237088-00000	02	237088-80009	Y	
		** Increase in SL Allocation **			2,000.00						
02	237088-80010	LC: PD - TBD									
			02	023701	2,000.00	02	237088-00000	02	237088-80010	Y	
		** Increase in SL Allocation **			2,000.00						
02	237088-80011	LC: PD - SHATON HARRIS									
			02	023701	2,000.00	02	237088-00000	02	237088-80011	Y	
		** Increase in SL Allocation **			2,000.00						
02	237088-80012	LC: PD - DEMETRIUS JOHNSON									
			02	023701	2,000.00	02	237088-00000	02	237088-80012	Y	
		** Increase in SL Allocation **			2,000.00						
02	237088-80013	LC: PD - LAURA WIMBERLEY									
			02	023701	4,000.00	02	237088-00000	02	237088-80013	Y	
		** Increase in SL Allocation **			4,000.00						
02	237088-80014	LC: PD - LC GRADUATE									
			02	023701	1,000.00	02	237088-00000	02	237088-80014	Y	
		** Increase in SL Allocation **			1,000.00						
02	237088-80015	LAUNCH: PD - SHELIA AMOS									
			02	023701	2,000.00	02	237088-00000	02	237088-80015	Y	
		** Increase in SL Allocation **			2,000.00						
02	237088-80016	LAUNCH: PD - SUMA DATTA									
			02	023701	4,000.00	02	237088-00000	02	237088-80016	Y	
		** Increase in SL Allocation **			4,000.00						
02	237090-00000	UAF-UNIVERSITY WRITING CENTER									
		FY19 BASE BUDGET - UWC	02	023701	1,118,894.00	02	237010-00000	02	237090-00000	Y	
		** Increase in SL Allocation **			1,118,894.00						
02	237092-00000	UAF-VP FOR STUDENT AFFAIRS									
		VP STUDENT AFFAIRS	02	023701	454,369.00	02	237121-00000	02	237092-00000	Y	
		** Increase in SL Allocation **			454,369.00						
02	237094-00000	UAF-CHILDREN'S CENTER									
		CHILDREN'S CENTER	02	023701	140,421.00	02	237121-00000	02	237094-00000	Y	
		** Increase in SL Allocation **			140,421.00						
02	237095-00000	UAF-CENTRAL UTILITIES									
		FY19 UAF ALLOC-UTIL	02	023701	41,917,775.00	02	237000-00000	02	237095-00000	Y	
		** Increase in SL Allocation **			41,917,775.00						

Printed on a Xerox 9700 Laser Printing System at the Computing Services Center / Texas A&M University

Form: URGB01 (02/05/85)

CC	Account	Transaction Description	Offset CC	Offset Account	Amount	Actual Entry From CC	Actual Entry From Account	Actual Entry To CC	Actual Entry To Account	Feed	Mand
02	237096-00000	UAF-CHORAL ACTIVITIES									
		MUSIC ACTIVITIES-CHORAL	02	023701	482,619.00	02	237121-00000	02	237096-00000	Y	
		** Increase in SL Allocation **			482,619.00						
02	237097-00000	UAF-BAND									
		MUSIC ACTIVITIES-BANDS	02	023701	341,644.00	02	237121-00000	02	237097-00000	Y	
		** Increase in SL Allocation **			341,644.00						
02	237098-00000	UAF-STUDENT MEDIA									
		STUDENT MEDIA	02	023701	22,000.00	02	237121-00000	02	237098-00000	Y	
		** Increase in SL Allocation **			22,000.00						
02	237099-00000	UAF-STUDENT ORGANIZATION FINANCE									
		STUDENT ORG FINANCE CTR	02	023701	464,668.00	02	237121-00000	02	237099-00000	Y	
		** Increase in SL Allocation **			464,668.00						
02	237100-00000	UAF-STUDENT GOVERNMENT ASSOCIATI									
		STUDENT GOVERNMENT	02	023701	417,699.00	02	237121-00000	02	237100-00000	Y	
		** Increase in SL Allocation **			417,699.00						
02	237101-00000	UAF-AGGIE GREEN FUND									
		FY19 UAF ALLOC-SUST	02	023701	178,654.00	02	237000-00000	02	237101-00000	Y	
		AGF MICROGRANT	02	023701	10,000.00-	02	237101-00000	02	237332-00000	Y	
		AGF PUBLICITY	02	023701	2,850.00-	02	237101-00000	02	237198-00000	Y	
		** Increase in SL Allocation **			165,804.00						
02	237103-00000	UAF-INTERNATIONAL STUDENT SERVIC									
		FY19 BASE BUDGET - ISS	02	023701	86,557.00	02	237010-00000	02	237103-00000	Y	
		** Increase in SL Allocation **			86,557.00						
02	237106-00000	UAF-VP & ASSOC PROV FOR DIVERSIT									
		FY19 BASE BUDGET - IDIV	02	023701	136,574.00	02	237010-00000	02	237106-00000	Y	
		** Increase in SL Allocation **			136,574.00						
02	237107-00000	UAF-ACADEMICS SUCCESS CENTER									
		FY19 BASE BUDGET - ASC	02	023701	1,032,312.00	02	237010-00000	02	237107-00000	Y	
		** Increase in SL Allocation **			1,032,312.00						
02	237118-00000	UAF-GRADUATE STUDENT GOVERNMENT									
		OMBUDSMAN	02	023701	15,000.00-	02	237118-00000	02	237178-00000	Y	
		GRAD & PROF STUDENT COUNCIL	02	023701	99,588.00	02	237121-00000	02	237118-00000	Y	
		** Increase in SL Allocation **			84,588.00						
02	237121-00000	UAF-STUDENT AFFAIRS									
		GRAD & PROF STUDENT COUNCIL	02	023701	99,588.00-	02	237121-00000	02	237118-00000	Y	
		VETERAN RESOURCE SUPPORT CTR	02	023701	289,047.00-	02	237121-00000	02	237181-00000	Y	
		MUSIC ACTIVITIES-BANDS	02	023701	341,644.00-	02	237121-00000	02	237097-00000	Y	

Printed on a Xerox 9700 Laser Printing System at the Computing Services Center / Texas A&M University

Form: URGB01 (02/05/85)

CC	Account	Transaction Description	--- Offset --- CC	Account	Amount	-------- Actual Entry --------- ---- From ----- CC	Account	----- To ------ CC	Account	Feed	Mand
02	237121-00000	UAF-STUDENT AFFAIRS									
		STUDENT ORG FINANCE CTR	02	023701	464,668.00-	02	237121-00000	02	237099-00000	Y	
		MUSIC ACTIVITIES-CHORAL	02	023701	482,619.00-	02	237121-00000	02	237096-00000	Y	
		STUDENT GOVERNMENT	02	023701	417,699.00-	02	237121-00000	02	237100-00000	Y	
		CHILDREN'S CENTER	02	023701	140,421.00-	02	237121-00000	02	237094-00000	Y	
		VP STUDENT AFFAIRS	02	023701	454,369.00-	02	237121-00000	02	237092-00000	Y	
		UNIVERSITY ARTS	02	023701	268,642.00-	02	237121-00000	02	237087-00000	Y	
		STUDENT MEDIA	02	023701	22,000.00-	02	237121-00000	02	237098-00000	Y	
		FY19 UAF ALLOC-VPSS	02	023701	18,965,016.00	02	237000-00000	02	237121-00000	Y	
		WELLNESS/PROF DEVELOPMENT	02	023701	132,070.00-	02	237121-00000	02	237320-00000	Y	
		DSA MARCOMM	02	023701	13,014.00-	02	237121-00000	02	237314-00000	Y	
		COMMANDANT	02	023701	467,320.00-	02	237121-00000	02	237022-00000	Y	
		STUDENT LIFE STUDIES	02	023701	340,841.00-	02	237121-00000	02	237085-00000	Y	
		MULTICULTURAL SERVICES	02	023701	1,136,670.00-	02	237121-00000	02	237063-00000	Y	
		REC SPORTS	02	023701	3,677.00-	02	237121-00000	02	237075-00000	Y	
		DIVISION IT	02	023701	1,828,445.00-	02	237121-00000	02	237036-00000	Y	
		STUDENT LIFE	02	023701	1,602,120.00-	02	237121-00000	02	237084-00000	Y	
		MSC	02	023701	2,618,575.00-	02	237121-00000	02	237062-00000	Y	
		STUDENT ACTIVITIES	02	023701	2,450,875.00-	02	237121-00000	02	237077-00000	Y	
		DISABILITY SERVICES	02	023701	802,889.00-	02	237121-00000	02	237037-00000	Y	
		STUDENT COUNSELING	02	023701	4,029,601.00-	02	237121-00000	02	237079-00000	Y	
		STUDENT HEALTH CENTER	02	023701	2,200.00-	02	237121-00000	02	237017-00000	Y	
		** Increase in SL Allocation **			556,022.00						
02	237148-00000	UAF-CONTINGENCY									
		FY19 UAF ALLOC-CONTINGENCY	02	023701	3,871,879.00	02	237000-00000	02	237148-00000	Y	
		** Increase in SL Allocation **			3,871,879.00						
02	237149-00000	UAF-INT'L STUDENT SCHOLARSHIP(IE									
		FY19 BASE BUDGET - FAID	02	023701	55,371.00	02	237010-00000	02	237149-00000	Y	
		** Increase in SL Allocation **			55,371.00						
02	237150-00000	UAF-STUDY ABROAD SCHOLARSHIPS(IE									
		FY19 BASE BUDGET - FAID	02	023701	217,392.00	02	237010-00000	02	237150-00000	Y	
		** Increase in SL Allocation **			217,392.00						
02	237153-00000	UAF-BLDG MAINT OUTSOURCE									
		FY19 UAF ALLOC-BLDG	02	023701	20,153,663.00	02	237000-00000	02	237153-00000	Y	
		** Increase in SL Allocation **			20,153,663.00						
02	237155-00000	UAF-ACADEMIC SERVICES TEAM									
		FY19 BASE BUDGET - AST	02	023701	279,526.00	02	237010-00000	02	237155-00000	Y	
		** Increase in SL Allocation **			279,526.00						
02	237160-00000	UAF-LANDSCAPING OUTSOURCED									
		FY19 UAF ALLOC-LANDS	02	023701	2,393,489.00	02	237000-00000	02	237160-00000	Y	
		** Increase in SL Allocation **			2,393,489.00						

Printed on a Xerox 9700 Laser Printing System at the Computing Services Center / Texas A&M University

Form: URGB01 (02/05/85)

CC	Account	Transaction Description	Offset CC	Offset Account	Amount	Actual Entry From CC	Actual Entry From Account	Actual Entry To CC	Actual Entry To Account	Feed	Mand
02	237161-00000	UAF-CUSTODIAL OUTSOURCED									
		FY19 UAF ALLOC-CUST	02	023701	10,018,358.00	02	237000-00000	02	237161-00000	Y	
		** Increase in SL Allocation **			10,018,358.00						
02	237173-00000	UAF-COMPUTING & INFORMATION SERV									
		FY19 UAF ALLOC-CSCN	02	023701	72,023.00	02	237000-00000	02	237173-00000	Y	
		FY2019 UAF ALLOCATION	02	023701	529,204.00	02	237013-00000	02	237173-00000	Y	
		** Increase in SL Allocation **			601,227.00						
02	237175-00000	UAF-AGGIE HONOR SYSTEM OFFICE									
		FY19 BASE BUDGET - AHSO	02	023701	97,786.00	02	237010-00000	02	237175-00000	Y	
		** Increase in SL Allocation **			97,786.00						
02	237176-00000	UAF-AVPA OPERATIONS & ARTISTS									
		FY19 BASE BUDGET - AVPA	02	023701	144,675.00	02	237010-00000	02	237176-00000	Y	
		** Increase in SL Allocation **			144,675.00						
02	237177-00000	UAF-GLOBAL PROGRAM SUPPORT									
		FY19 BASE BUDGET - PPO	02	023701	225,000.00	02	237010-00000	02	237177-00000	Y	
		** Increase in SL Allocation **			225,000.00						
02	237178-00000	UAF-GRADUATE AND PROF STUDIES									
		FY19 BASE BUDGET - GRST	02	023701	139,996.00	02	237010-00000	02	237178-00000	Y	
		OMBUDSMAN	02	023701	15,000.00	02	237118-00000	02	237178-00000	Y	
		** Increase in SL Allocation **			154,996.00						
02	237181-00000	UAF-VETERAN'S SERVICES									
		VETERAN RESOURCE SUPPORT CTR	02	023701	289,047.00	02	237121-00000	02	237181-00000	Y	
		** Increase in SL Allocation **			289,047.00						
02	237195-00000	UAF-SUSTAINABILITY OPERATIONS									
		FY19 UAF ALLOC-SUSTAINABILITY	02	023701	68,000.00	02	237000-00000	02	237195-00000	Y	
		** Increase in SL Allocation **			68,000.00						
02	237198-00000	UAF-AGF PUBLICITY									
		AGF PUBLICITY	02	023701	2,850.00	02	237101-00000	02	237198-00000	Y	
		** Increase in SL Allocation **			2,850.00						
02	237268-00000	UAF-APAA									
		FY19 BASE BUDGET - APAA	02	023701	6,000.00	02	237010-00000	02	237268-00000	Y	
		** Increase in SL Allocation **			6,000.00						
02	237272-00000	UAF-VP FOR FINANCE & ADMINISTRAT									
		FY19 UAF ALLOC-VPFN	02	023701	287,282.00	02	237000-00000	02	237272-00000	Y	
		** Increase in SL Allocation **			287,282.00						
02	237304-00000	UAF-OPEN ACCESS LAB									
		FY19 BASE BUDGET - OAL	02	023701	3,398,311.00	02	237010-00000	02	237304-00000	Y	
		** Increase in SL Allocation **			3,398,311.00						

Printed on a Xerox 9700 Laser Printing System at the Computing Services Center / Texas A&M University

Form: URGB01 (02/05/85)

CC	Account	Transaction Description	Offset CC	Offset Account	Amount	Actual Entry From CC	Actual Entry From Account	Actual Entry To CC	Actual Entry To Account	Feed	Mand
02	237311-00000	UAF-DATA CENTER SERVICES									
		FY19 UAF ALLOC-DATA	02	023701	3,342,000.00	02	237000-00000	02	237311-00000	Y	
		FY19 DEBT SERVICE	02	023701	2,070,776.00-	02	237311-00000	02	023701	Y	
		** Increase in SL Allocation **			1,271,224.00						
02	237313-00000	UAF-BUILDING MAINTENANCE - PM 5K									
		FY19 UAF ALLOC-BLDG MAINT	02	023701	1,500,000.00	02	237000-00000	02	237313-00000	Y	
		** Increase in SL Allocation **			1,500,000.00						
02	237314-00000	UAF-STUDENT AFFAIRS COMMUNICATIO									
		DSA MARCOMM	02	023701	13,014.00	02	237121-00000	02	237314-00000	Y	
		** Increase in SL Allocation **			13,014.00						
02	237320-00000	UAF-STUDENT AFFAIRS - WELLNESS/P									
		WELLNESS/PROF DEVELOPMENT	02	023701	132,070.00	02	237121-00000	02	237320-00000	Y	
		STAFF DEVELOPMENT TEAM	02	023701	15,000.00-	02	237320-00000	02	237321-00000	Y	
		** Increase in SL Allocation **			117,070.00						
02	237321-00000	UAF - STAFF DEV TEAM - PROF DEV/									
		STAFF DEVELOPMENT TEAM	02	023701	15,000.00	02	237320-00000	02	237321-00000	Y	
		** Increase in SL Allocation **			15,000.00						
02	237332-00000	UAF - AGGIE GREEN FUND MICRO-GRA									
		AGF MICROGRANT	02	023701	10,000.00	02	237101-00000	02	237332-00000	Y	
		** Increase in SL Allocation **			10,000.00						
02	238000-00000	DT - CAPITAL									
		FY19 REV-DT CAPITAL	02	023800	23,989,702.00-	02	238000-00000	02	024000	N	
		** Decrease in SL Allocation **			23,989,702.00-						
02	238010-00000	DT - OPERATING									
		FY19 REV-DT	02	023801	248,713,216.00-	02	238010-00000	02	024000	Y	
		** Decrease in SL Allocation **			248,713,216.00-						
02	238020-00000	DIFF TUITION NON-RESIDENT-UG									
		FY19 REV-DIFF TUI NR	02	023802	12,000,000.00-	02	238020-00000	02	024000	Y	
		** Decrease in SL Allocation **			12,000,000.00-						
02	238100-00000	DIFFERENTIAL TUITION - MAYS									
		DIFFERENTIAL TUITION - CL	02	023810	5,019,790.00-	02	238100-00000	02	239001-00000	Y	
		DIFF TUITION SET ASIDE	02	023810	885,845.00-	02	238100-00000	02	239099-00000	Y	
		** Decrease in SL Allocation **			5,905,635.00-						
02	238110-00000	DIFFERENTIAL TUITION DE - BUSH									
		DIFFERENTIAL TUITION - DE	02	023811	1,047,321.00-	02	238110-00000	02	239034-00000	Y	
		DIFF TUITION SET ASIDE	02	023811	143,280.00-	02	238110-00000	02	239097-00000	Y	
		** Decrease in SL Allocation **			1,190,601.00-						

Printed on a Xerox 9700 Laser Printing System at the Computing Services Center / Texas A&M University

Form: URGB01 (02/05/85)

CC	Account	Transaction Description	--- Offset --- CC	Account	Amount	-------- Actual Entry --------- ---- From ----- CC	Account	----- To ------ CC	Account	Feed	Mand
02	238130-00000	DIFFERENTIAL TUITION DE - CLEN									
		DIFFERENTIAL TUITION - DE	02	023813	2,694,500.00-	02	238130-00000	02	239012-00000	Y	
		DIFFERENTIAL TUITION - DE	02	023813	385,500.00-	02	238130-00000	02	239112-00000	Y	
		** Decrease in SL Allocation **			3,080,000.00-						
02	238140-00000	DIFFERENTIAL TUITION DE - SCIENC									
		DIFF TUITION SET ASIDE	02	023814	735.00-	02	238140-00000	02	239118-00000	Y	
		DIFF TUITION SET ASIDE	02	023814	45,692.00-	02	238140-00000	02	239094-00000	Y	
		DIFFERENTIAL TUITION - DE	02	023814	659,986.00-	02	238140-00000	02	239017-00000	Y	
		** Decrease in SL Allocation **			706,413.00-						
02	238150-00000	DIFFERENTIAL TUITION DE - CLAG									
		DIFFERENTIAL TUITION - DE	02	023815	4,369,200.00-	02	238150-00000	02	239035-00000	Y	
		DIFF TUITION SET ASIDE	02	023815	691,200.00-	02	238150-00000	02	239098-00000	Y	
		DIFF TUITION SET ASIDE	02	023815	21,600.00-	02	238150-00000	02	239114-00000	Y	
		** Decrease in SL Allocation **			5,082,000.00-						
02	238160-00000	DIFFERENTIAL TUITION DE - EDUC									
		DIFF TUITION SET ASIDE	02	023816	305,077.00-	02	238160-00000	02	239096-00000	Y	
		DIFFERENTIAL TUITION - DE	02	023816	4,230,332.00-	02	238160-00000	02	239029-00000	Y	
		DIFF TUITION SET ASIDE	02	023816	405,044.00-	02	238160-00000	02	239115-00000	Y	
		** Decrease in SL Allocation **			4,940,453.00-						
02	238170-00000	DIFFERENTIAL TUITION - CLVM									
		DIFF TUITION SET ASIDE	02	023817	597,882.00-	02	238170-00000	02	239092-00000	Y	
		DIFFERENTIAL TUITION - DVM	02	023817	3,604,293.00-	02	238170-00000	02	239036-00000	Y	
		** Decrease in SL Allocation **			4,202,175.00-						
02	238180-00000	DIFFERENTIAL TUITION - CLAR									
		DIFF TUITION SET ASIDE	02	023818	560,466.00-	02	238180-00000	02	239093-00000	Y	
		DIFFERENTIAL TUITION - CL	02	023818	3,175,973.00-	02	238180-00000	02	239037-00000	Y	
		** Decrease in SL Allocation **			3,736,439.00-						
02	238190-00000	DIFFERENTIAL TUITION - CLAG									
		DIFF TUITION SET ASIDE	02	023819	799,208.00-	02	238190-00000	02	239098-00000	Y	
		DIFFERENTIAL TUITION-CL	02	023819	4,528,844.00-	02	238190-00000	02	239091-00000	Y	
		** Decrease in SL Allocation **			5,328,052.00-						
02	238200-00000	DIFFERENTIAL TUITION - CLEN									
		DIFF TUITION SET ASIDE	02	023820	3,919,069.00-	02	238200-00000	02	239095-00000	Y	
		DIFFERENTIAL TUITION - CL	02	023820	22,208,060.00-	02	238200-00000	02	239090-00000	Y	
		** Decrease in SL Allocation **			26,127,129.00-						
02	238220-00000	DIFFERENTIAL TUITION DE - CLAR									
		DIFF TUITION SET ASIDE	02	023822	430,275.00-	02	238220-00000	02	239093-00000	Y	
		DIFFERENTIAL TUITION - DE	02	023822	2,516,995.00-	02	238220-00000	02	239106-00000	Y	
		DIFF TUITION SET ASIDE	02	023822	2,430.00-	02	238220-00000	02	239113-00000	Y	
		** Decrease in SL Allocation **			2,949,700.00-						

Printed on a Xerox 9700 Laser Printing System at the Computing Services Center / Texas A&M University

Form: URGB01 (02/05/85)

CC	Account	Transaction Description	--- Offset --- CC	Account	Amount	-------- Actual Entry --------- ---- From ----- CC	Account	----- To ------ CC	Account	Feed	Mand
02	238250-00000	DIFFERENTIAL TUITION - CLED									
		DIFF TUITION SET ASIDE	02	023825	614,872.00-	02	238250-00000	02	239096-00000	Y	
		DIFFERENTIAL TUITION - CL	02	023825	3,484,274.00-	02	238250-00000	02	239080-00000	Y	
		** Decrease in SL Allocation **			4,099,146.00-						
02	238270-00000	DIFFERENTIAL TUITION - CLGE									
		DIFFERENTIAL TUITION - CL	02	023827	348,498.00-	02	238270-00000	02	239201-00000	Y	
		DIFF TUITION SET ASIDE	02	023827	61,499.00-	02	238270-00000	02	239117-00000	Y	
		** Decrease in SL Allocation **			409,997.00-						
02	238280-00000	DIFFERENTIAL TUITION - CLLA									
		DIFF TUITION SET ASIDE	02	023828	189,774.00-	02	238280-00000	02	239116-00000	Y	
		DIFFERENTIAL TUITION - CL	02	023828	1,075,389.00-	02	238280-00000	02	239301-00000	Y	
		** Decrease in SL Allocation **			1,265,163.00-						
02	238290-00000	DIFFERENTIAL TUITION - CLSC									
		DIFFERENTIAL TUITION - CL	02	023829	653,674.00-	02	238290-00000	02	239046-00000	Y	
		DIFF TUITION SET ASIDE	02	023829	115,354.00-	02	238290-00000	02	239118-00000	Y	
		** Decrease in SL Allocation **			769,028.00-						
02	238300-00000	DIFFERENTIAL TUITION - BAEN/AGSM									
		DIFFERENTIAL TUITION - CL	02	023830	413,290.00-	02	238300-00000	02	239101-00000	Y	
		DIFF TUITION SET ASIDE	02	023830	72,933.00-	02	238300-00000	02	239098-00000	Y	
		** Decrease in SL Allocation **			486,223.00-						
02	238310-00000	DIFFERENTIAL TUITION - CLVM - UG									
		DIFFERENTIAL TUITION - CL	02	023831	459,157.00-	02	238310-00000	02	239121-00000	Y	
		DIFF TUITION SET ASIDE	02	023831	81,028.00-	02	238310-00000	02	239119-00000	Y	
		** Decrease in SL Allocation **			540,185.00-						
02	238320-00000	DIFFERENTIAL TUITION DE - CLGE									
		DIFF TUITION SET ASIDE	02	023832	5,960.00-	02	238320-00000	02	239144-00000	Y	
		DIFFERENTIAL TUITION - DE	02	023832	35,266.00-	02	238320-00000	02	239202-00000	Y	
		** Decrease in SL Allocation **			41,226.00-						
02	239001-00000	DIFFERENTIAL TUITION - MAYS									
		DIFFERENTIAL TUITION - CL	02	023900	5,019,790.00	02	238100-00000	02	239001-00000	Y	
		** Increase in SL Allocation **			5,019,790.00						
02	239012-00000	DIFF TUITION DE - ENGR									
		DIFFERENTIAL TUITION - DE	02	023902	2,694,500.00	02	238130-00000	02	239012-00000	Y	
		** Increase in SL Allocation **			2,694,500.00						
02	239017-00000	DIFF TUITION DE - CLSC									
		DIFFERENTIAL TUITION - DE	02	023903	659,986.00	02	238140-00000	02	239017-00000	Y	
		** Increase in SL Allocation **			659,986.00						

Printed on a Xerox 9700 Laser Printing System at the Computing Services Center / Texas A&M University

Form: URGB01 (02/05/85)

CC	Account	Transaction Description	--- Offset --- CC	Account	Amount	-------- Actual Entry --------- ---- From ----- CC	Account	----- To ------ CC	Account	Feed	Mand
02	239029-00000	DIFF TUITION DE - EDUC									
		DIFFERENTIAL TUITION - DE	02	023905	4,230,332.00	02	238160-00000	02	239029-00000	Y	
		** Increase in SL Allocation **			4,230,332.00						
02	239034-00000	DIFF TUITION DE - SGPS FUNDED									
		DIFFERENTIAL TUITION - DE	02	023901	1,047,321.00	02	238110-00000	02	239034-00000	Y	
		** Increase in SL Allocation **			1,047,321.00						
02	239035-00000	DIFF TUITION DE - CLAG									
		DIFFERENTIAL TUITION - DE	02	023904	4,369,200.00	02	238150-00000	02	239035-00000	Y	
		** Increase in SL Allocation **			4,369,200.00						
02	239036-00000	DIFFERENTIAL TUITION - CLVM									
		DIFFERENTIAL TUITION - DVM	02	023906	3,604,293.00	02	238170-00000	02	239036-00000	Y	
		** Increase in SL Allocation **			3,604,293.00						
02	239037-00000	DIFFERENTIAL TUITION - CLAR									
		COSC	02	023907	781,000.00-	02	239037-00000	02	239039-00000	Y	
		VIZA	02	023907	378,000.00-	02	239037-00000	02	239040-00000	Y	
		ARCH	02	023907	304,000.00-	02	239037-00000	02	239038-00000	Y	
		LAUP	02	023907	222,000.00-	02	239037-00000	02	239041-00000	Y	
		DIFFERENTIAL TUITION - CL	02	023907	3,175,973.00	02	238180-00000	02	239037-00000	Y	
		** Increase in SL Allocation **			1,490,973.00						
02	239038-00000	DIFFERENTIAL TUITION - ARCH									
		ARCH	02	023907	304,000.00	02	239037-00000	02	239038-00000	Y	
		** Increase in SL Allocation **			304,000.00						
02	239039-00000	DIFFERENTIAL TUITION - COSC									
		COSC	02	023907	781,000.00	02	239037-00000	02	239039-00000	Y	
		** Increase in SL Allocation **			781,000.00						
02	239040-00000	DIFFERENTIAL TUITION - VIZA									
		VIZA	02	023907	378,000.00	02	239037-00000	02	239040-00000	Y	
		** Increase in SL Allocation **			378,000.00						
02	239041-00000	DIFFERENTIAL TUITION - LAUP									
		LAUP	02	023907	222,000.00	02	239037-00000	02	239041-00000	Y	
		** Increase in SL Allocation **			222,000.00						
02	239043-00000	DIFFERENTIAL TUITION-DE -LAUP									
		LAUP DE	02	023907	558,000.00	02	239106-00000	02	239043-00000	Y	
		** Increase in SL Allocation **			558,000.00						
02	239046-00000	DIFFERENTIAL TUITION - CLSC									
		DIFFERENTIAL TUITION - CL	02	023903	653,674.00	02	238290-00000	02	239046-00000	Y	
		** Increase in SL Allocation **			653,674.00						

Printed on a Xerox 9700 Laser Printing System at the Computing Services Center / Texas A&M University

Form: URGB01 (02/05/85)

CC	Account	Transaction Description	Offset CC	Offset Account	Amount	Actual Entry From CC	Actual Entry From Account	Actual Entry To CC	Actual Entry To Account	Feed	Mand
02	239080-00000	DIFFERENTIAL TUITION - CLED									
		DIFFERENTIAL TUITION - CL	02	023908	3,484,274.00	02	238250-00000	02	239080-00000	Y	
		** Increase in SL Allocation **			3,484,274.00						
02	239090-00000	DIFFERENTIAL TUITION - CLEN									
		DIFFERENTIAL TUITION - CL	02	023902	22,208,060.00	02	238200-00000	02	239090-00000	Y	
		** Increase in SL Allocation **			22,208,060.00						
02	239091-00000	DIFFERENTIAL TUITION - CLAG									
		DIFFERENTIAL TUITION-CL	02	023904	4,528,844.00	02	238190-00000	02	239091-00000	Y	
		** Increase in SL Allocation **			4,528,844.00						
02	239092-00000	DIFF TUITION SET-ASIDE - CLVM -G									
		DIFF TUITION SET ASIDE	02	023906	597,882.00	02	238170-00000	02	239092-00000	Y	
		** Increase in SL Allocation **			597,882.00						
02	239093-00000	DIFF TUITION SET-ASIDE - CLAR -									
		DIFF TUITION SET ASIDE	02	023907	560,466.00	02	238180-00000	02	239093-00000	Y	
		DIFF TUITION SET ASIDE	02	023907	430,275.00	02	238220-00000	02	239093-00000	Y	
		** Increase in SL Allocation **			990,741.00						
02	239094-00000	DIFF TUITION SET-ASIDE - CLSC -G									
		DIFF TUITION SET ASIDE	02	023903	45,692.00	02	238140-00000	02	239094-00000	Y	
		** Increase in SL Allocation **			45,692.00						
02	239095-00000	DIFF TUITION SET-ASIDE - CLEN_-									
		DIFF TUITION SET ASIDE	02	023902	3,919,069.00	02	238200-00000	02	239095-00000	Y	
		** Increase in SL Allocation **			3,919,069.00						
02	239096-00000	DIFF TUITION SET-ASIDE - EDUC -									
		DIFF TUITION SET ASIDE	02	023905	614,872.00	02	238250-00000	02	239096-00000	Y	
		DIFF TUITION SET ASIDE	02	023905	305,077.00	02	238160-00000	02	239096-00000	Y	
		** Increase in SL Allocation **			919,949.00						
02	239097-00000	DIFF TUITION SET-ASIDE - BUSH -G									
		DIFF TUITION SET ASIDE	02	023901	143,280.00	02	238110-00000	02	239097-00000	Y	
		** Increase in SL Allocation **			143,280.00						
02	239098-00000	DIFF TUITION SET-ASIDE - CLAG -									
		DIFF TUITION SET ASIDE	02	023904	691,200.00	02	238150-00000	02	239098-00000	Y	
		DIFF TUITION SET ASIDE	02	023904	72,933.00	02	238300-00000	02	239098-00000	Y	
		DIFF TUITION SET ASIDE	02	023904	799,208.00	02	238190-00000	02	239098-00000	Y	
		** Increase in SL Allocation **			1,563,341.00						
02	239099-00000	DIFF TUITION SET-ASIDE - MAYS -									
		DIFF TUITION SET ASIDE	02	023900	885,845.00	02	238100-00000	02	239099-00000	Y	
		** Increase in SL Allocation **			885,845.00						

Printed on a Xerox 9700 Laser Printing System at the Computing Services Center / Texas A&M University

Form: URGB01 (02/05/85)

CC	Account	Transaction Description	--- Offset --- CC	Account	Amount	-------- Actual Entry --------- ---- From ----- CC	Account	----- To ------ CC	Account	Feed	Mand
02	239101-00000	DIFFERENTIAL TUITION - BAEN									
		DIFFERENTIAL TUITION - CL	02	023904	413,290.00	02	238300-00000	02	239101-00000	Y	
		** Increase in SL Allocation **			413,290.00						
02	239106-00000	DIFF TUITION DE - CLAR									
		DIFFERENTIAL TUITION - DE	02	023907	2,516,995.00	02	238220-00000	02	239106-00000	Y	
		ARCH DE	02	023907	530,000.00-	02	239106-00000	02	239315-00000	Y	
		VIZA DE	02	023907	1,375,000.00-	02	239106-00000	02	239111-00000	Y	
		LAUP DE	02	023907	558,000.00-	02	239106-00000	02	239043-00000	Y	
		** Increase in SL Allocation **			53,995.00						
02	239111-00000	DIFFERENTIAL TUITION-DISTANCE ED									
		VIZA DE	02	023907	1,375,000.00	02	239106-00000	02	239111-00000	Y	
		** Increase in SL Allocation **			1,375,000.00						
02	239112-00000	DIFF TUITION SET-ASIDE - CLEN -G									
		DIFFERENTIAL TUITION - DE	02	023910	385,500.00	02	238130-00000	02	239112-00000	Y	
		** Increase in SL Allocation **			385,500.00						
02	239113-00000	DIFF TUITION SET-ASIDE - CLAR -G									
		DIFF TUITION SET ASIDE	02	023910	2,430.00	02	238220-00000	02	239113-00000	Y	
		** Increase in SL Allocation **			2,430.00						
02	239114-00000	DIFF TUITION SET-ASIDE - CLAG -G									
		DIFF TUITION SET ASIDE	02	023910	21,600.00	02	238150-00000	02	239114-00000	Y	
		** Increase in SL Allocation **			21,600.00						
02	239115-00000	DIFF TUITION SET-ASIDE - EDUC -G									
		DIFF TUITION SET ASIDE	02	023910	405,044.00	02	238160-00000	02	239115-00000	Y	
		** Increase in SL Allocation **			405,044.00						
02	239116-00000	DIFF TUITION SET-ASIDE - CLLA -									
		DIFF TUITION SET ASIDE	02	023910	189,774.00	02	238280-00000	02	239116-00000	Y	
		** Increase in SL Allocation **			189,774.00						
02	239117-00000	DIFF TUITION SET-ASIDE - CLGE -									
		DIFF TUITION SET ASIDE	02	023910	61,499.00	02	238270-00000	02	239117-00000	Y	
		** Increase in SL Allocation **			61,499.00						
02	239118-00000	DIFF TUITION SET-ASIDE - CLSC -									
		DIFF TUITION SET ASIDE	02	023910	115,354.00	02	238290-00000	02	239118-00000	Y	
		DIFF TUITION SET ASIDE	02	023910	735.00	02	238140-00000	02	239118-00000	Y	
		** Increase in SL Allocation **			116,089.00						
02	239119-00000	DIF TUITION SET-ASIDE - CLVM - U									
		DIFF TUITION SET ASIDE	02	023910	81,028.00	02	238310-00000	02	239119-00000	Y	
		** Increase in SL Allocation **			81,028.00						

Printed on a Xerox 9700 Laser Printing System at the Computing Services Center / Texas A&M University

Form: URGB01 (02/05/85)

CC	Account	Transaction Description	Offset CC	Offset Account	Amount	Actual Entry From CC	Actual Entry From Account	Actual Entry To CC	Actual Entry To Account	Feed	Mand
02	239121-00000	DIFFERENTIAL TUITION - CLVM - UG									
		DIFFERENTIAL TUITION - CL	02	023906	459,157.00	02	238310-00000	02	239121-00000	Y	
		** Increase in SL Allocation **			459,157.00						
02	239144-00000	DIFF TUITION SET-ASIDE-CLGE-GRAD									
		DIFF TUITION SET ASIDE	02	023910	5,960.00	02	238320-00000	02	239144-00000	Y	
		** Increase in SL Allocation **			5,960.00						
02	239201-00000	DIFFERENTIAL TUITION - CLGE									
		DIFFERENTIAL TUITION - CL	02	023920	348,498.00	02	238270-00000	02	239201-00000	Y	
		FY19 - IT/WEB DIFF TUIT SALARY	02	023920	199,785.00-	02	239201-00000	02	239201-00001	Y	
		** Increase in SL Allocation **			148,713.00						
02	239201-00001	DIFFERENTIAL TUITION - IT/WEB									
		FY19 - IT/WEB DIFF TUIT SALARY	02	023920	199,785.00	02	239201-00000	02	239201-00001	Y	
		** Increase in SL Allocation **			199,785.00						
02	239202-00000	DIFF TUITION DE - CLGE									
		DIFFERENTIAL TUITION - DE	02	023920	35,266.00	02	238320-00000	02	239202-00000	Y	
		** Increase in SL Allocation **			35,266.00						
02	239301-00000	DIFFERENTIAL TUITION - CLLA									
		COMM	02	023930	84,930.00-	02	239301-00000	02	239313-00000	Y	
		PHIL	02	023930	40,000.00-	02	239301-00000	02	239308-00000	Y	
		ENGL	02	023930	70,000.00-	02	239301-00000	02	239303-00000	Y	
		ANTH	02	023930	135,000.00-	02	239301-00000	02	239311-00000	Y	
		HIST	02	023930	223,328.00-	02	239301-00000	02	239304-00000	Y	
		PSYC	02	023930	253,000.00-	02	239301-00000	02	239310-00000	Y	
		ECON	02	023930	100,000.00-	02	239301-00000	02	239302-00000	Y	
		SOCI	02	023930	20,000.00-	02	239301-00000	02	239312-00000	Y	
		HISP	02	023930	50,000.00-	02	239301-00000	02	239306-00000	Y	
		POL	02	023930	70,000.00-	02	239301-00000	02	239309-00000	Y	
		DIFFERENTIAL TUITION - CL	02	023930	1,075,389.00	02	238280-00000	02	239301-00000	Y	
		** Increase in SL Allocation **			29,131.00						
02	239302-00000	DIFFERENTIAL TUITION - ECON									
		ECON	02	023930	100,000.00	02	239301-00000	02	239302-00000	Y	
		** Increase in SL Allocation **			100,000.00						
02	239303-00000	DIFFERENTIAL TUITION - ENGL									
		ENGL	02	023930	70,000.00	02	239301-00000	02	239303-00000	Y	
		** Increase in SL Allocation **			70,000.00						
02	239304-00000	DIFFERENTIAL TUITION - HIST									
		HIST	02	023930	223,328.00	02	239301-00000	02	239304-00000	Y	
		** Increase in SL Allocation **			223,328.00						

Printed on a Xerox 9700 Laser Printing System at the Computing Services Center / Texas A&M University

Form: URGB01 (02/05/85)

CC	Account	Transaction Description	Offset CC	Offset Account	Amount	Actual Entry From CC	Actual Entry From Account	Actual Entry To CC	Actual Entry To Account	Feed	Mand
02	239306-00000	DIFFERENTIAL TUITION - HISP									
		HISP	02	023930	50,000.00	02	239301-00000	02	239306-00000	Y	
		** Increase in SL Allocation **			50,000.00						
02	239308-00000	DIFFERENTIAL TUITION - PHIL									
		PHIL	02	023930	40,000.00	02	239301-00000	02	239308-00000	Y	
		** Increase in SL Allocation **			40,000.00						
02	239309-00000	DIFFERENTIAL TUITION - POLS									
		POL	02	023930	70,000.00	02	239301-00000	02	239309-00000	Y	
		** Increase in SL Allocation **			70,000.00						
02	239310-00000	DIFFERENTIAL TUITION - PSYC									
		PSYC	02	023930	253,000.00	02	239301-00000	02	239310-00000	Y	
		** Increase in SL Allocation **			253,000.00						
02	239311-00000	DIFFERENTIAL TUITION - ANTH									
		ANTH	02	023930	135,000.00	02	239301-00000	02	239311-00000	Y	
		** Increase in SL Allocation **			135,000.00						
02	239312-00000	DIFFERENTIAL TUITION - SOCI									
		SOCI	02	023930	20,000.00	02	239301-00000	02	239312-00000	Y	
		** Increase in SL Allocation **			20,000.00						
02	239313-00000	DIFFERENTIAL TUITION - COMM									
		COMM	02	023930	84,930.00	02	239301-00000	02	239313-00000	Y	
		** Increase in SL Allocation **			84,930.00						
02	239315-00000	DIFF TUITION-DIST ED-ARCH									
		ARCH DE	02	023907	530,000.00	02	239106-00000	02	239315-00000	Y	
		** Increase in SL Allocation **			530,000.00						
02	240001-00000	PRESIDENT'S OFFICE									
		FY19 DT ALLOC-PRES	02	024000	250,969.00	02	024000	02	240001-00000	Y	
		** Increase in SL Allocation **			250,969.00						
02	240002-00000	PROVOST AND EXEC VP - RESERVE									
		FY19 BASE BUDGET - PROV	02	024000	199,289.00	02	246210-00000	02	240002-00000	Y	
		** Increase in SL Allocation **			199,289.00						
02	240002-16000	AACDC - OPERATIONS									
		AACDC OT	02	024000	70,000.00	02	246210-00000	02	240002-16000	Y	
		** Increase in SL Allocation **			70,000.00						
02	240005-00000	PRESIDENT'S OFFICE - ADMINISTRAT									
		FY19 DT ALLOC-PRAD	02	024000	51,506.00	02	024000	02	240005-00000	Y	
		** Increase in SL Allocation **			51,506.00						

Printed on a Xerox 9700 Laser Printing System at the Computing Services Center / Texas A&M University

Form: URGB01 (02/05/85)

CC	Account	Transaction Description	Offset CC	Offset Account	Amount	Actual Entry From CC	Actual Entry From Account	Actual Entry To CC	Actual Entry To Account	Feed	Mand
02	240012-00000	SAFETY & SECURITY									
		FY19 DT ALLOC-SASE	02	024000	183,120.00	02	024000	02	240012-00000	Y	
		** Increase in SL Allocation **			183,120.00						
02	240013-00000	UNIVERSITY RISK AND COMPLIANCE									
		FY19 DT ALLOC-MASD	02	024000	15,352.00	02	024000	02	240013-00000	Y	
		** Increase in SL Allocation **			15,352.00						
02	240043-00000	DOF IT SERVICES-DT									
		FY19 DT ALLOC-EDPS	02	024000	24,005.00	02	024000	02	240043-00000	Y	
		** Increase in SL Allocation **			24,005.00						
02	240045-00000	DOCTORAL PROGRAM REVIEWS									
		FY19 BASE BUDGET - APAA	02	024000	130,000.00	02	246210-00000	02	240045-00000	Y	
		** Increase in SL Allocation **			130,000.00						
02	240052-00000	EHSD									
		FY19 TRANSFER TO EHSD	02	024000	158,862.00	02	241414-00000	02	240052-00000	Y	
		FY19 DT ALLOC-ESHD	02	024000	11,102.00	02	024000	02	240052-00000	Y	
		** Increase in SL Allocation **			169,964.00						
02	240054-00000	UNIVERSITY POLICE									
		FY19 DT ALLOC-COPS	02	024000	290,490.00	02	024000	02	240054-00000	Y	
		** Increase in SL Allocation **			290,490.00						
02	240100-00000	POSSE INITIATIVES									
		FY19 BASE BUDGET - UHON	02	024000	169,500.00	02	246210-00000	02	240100-00000	Y	
		** Increase in SL Allocation **			169,500.00						
02	240109-00000	UNIVERSITY MAIL SERVICE									
		FY19 DT ALLOC-MAIL	02	024000	50,301.00	02	024000	02	240109-00000	Y	
		** Increase in SL Allocation **			50,301.00						
02	240185-00000	APIT EQUIPMENT									
		ALLOCATION MOVE	02	024000	500,000.00	02	242001-00000	02	240185-00000	Y	
		** Increase in SL Allocation **			500,000.00						
02	240187-00000	OFFICE OF FACILITIES COORDINATIO									
		FY19 DT ALLOC-FCOR	02	024000	31,873.00	02	024000	02	240187-00000	Y	
		** Increase in SL Allocation **			31,873.00						
02	240189-00000	HIGH PERFORMANCE RESEARCH COMPUT									
		FY19 BASE BUDGET - URES	02	024000	969,420.00	02	246210-00000	02	240189-00000	Y	
		** Increase in SL Allocation **			969,420.00						
02	240193-00000	VP & ASSOC PROVOST FOR DIVERSITY									
		FY19 BASE BUDGET - IDIV	02	024000	2,000,000.00	02	246210-00000	02	240193-00000	Y	
		** Increase in SL Allocation **			2,000,000.00						

Printed on a Xerox 9700 Laser Printing System at the Computing Services Center / Texas A&M University

Form: URGB01 (02/05/85)

CC	Account	Transaction Description	--- Offset --- CC	Account	Amount	-------- Actual Entry --------- ---- From ----- CC	Account	----- To ------ CC	Account	Feed	Mand
02	240197-00000	OFFICE OF INSTITUTIONAL ASSESSME									
		FY19 BASE BUDGET - OOIA	02	024000	142,310.00	02	246210-00000	02	240197-00000	Y	
		** Increase in SL Allocation **			142,310.00						
02	240205-00000	VICE PRESIDENT FOR STUDENT SERVI									
		DISABILITY SERVICES	02	024020	214,664.00-	02	240205-00000	02	240221-00000	Y	
		MILITARY SCIENCE	02	024020	23,535.00-	02	240205-00000	02	242013-00000	Y	
		UNIVERSITY CENTER	02	024020	396,000.00-	02	240205-00000	02	241552-00000	Y	
		COMMANDANT	02	024020	255,509.00-	02	240205-00000	02	240208-00000	Y	
		FY19 DT ALLOC-VPSS	02	024020	937,708.00	02	024000	02	240205-00000	Y	
		** Increase in SL Allocation **			48,000.00						
02	240208-00000	OFFICE OF THE COMMANDANT									
		COMMANDANT	02	024020	255,509.00	02	240205-00000	02	240208-00000	Y	
		** Increase in SL Allocation **			255,509.00						
02	240218-00000	RECRUITMENT PROGRAMS									
		FY19 BASE BUDGET - ADMI	02	024020	523,591.00	02	246210-00000	02	240218-00000	Y	
		** Increase in SL Allocation **			523,591.00						
02	240221-00000	DSSA INTERPRETING ACCOUNT									
		DISABILITY SERVICES	02	024020	214,664.00	02	240205-00000	02	240221-00000	Y	
		** Increase in SL Allocation **			214,664.00						
02	240291-00000	ENTERPRISE INFORMATION SYSTEM									
		FY19 BASE BUDGET - EIS	02	024020	3,193,596.00	02	246210-00000	02	240291-00000	Y	
		** Increase in SL Allocation **			3,193,596.00						
02	240292-00000	AABS OPERATIONS									
		FY19 BASE BUDGET - AABS	02	024020	90,000.00	02	246210-00000	02	240292-00000	Y	
		** Increase in SL Allocation **			90,000.00						
02	240294-00000	ACADEMIC SERVICES TEAM - DESIGNA									
		FY19 BASE BUDGET - AST	02	024020	1,195,000.00	02	246210-00000	02	240294-00000	Y	
		** Increase in SL Allocation **			1,195,000.00						
02	240710-00000	MARKETING & COMMUNICATIONS									
		FY19 DT ALLOC-VPMC	02	024070	58,177.00	02	024000	02	240710-00000	Y	
		** Increase in SL Allocation **			58,177.00						
02	240711-00000	CENTRAL TELECOM									
		FY19 DT ALLOC-TELECOM	02	024070	3,117,459.00	02	024000	02	240711-00000	Y	
		** Increase in SL Allocation **			3,117,459.00						
02	240722-00000	EUROPEAN UNION CENTER-OPERATIONS									
		EUC	02	024000	47,944.00	02	241617-00000	02	240722-00000	Y	
		** Increase in SL Allocation **			47,944.00						

Printed on a Xerox 9700 Laser Printing System at the Computing Services Center / Texas A&M University

Form: URGB01 (02/05/85)

CC	Account	Transaction Description	--- Offset --- CC	Account	Amount	-------- Actual Entry --------- ---- From ----- CC	Account	----- To ------ CC	Account	Feed	Mand
02	240727-00000	MARKETING FUNDS									
		FY19 DT ALLOC-MARK	02	024000	1,400,000.00	02	024000	02	240727-00000	Y	
		** Increase in SL Allocation **			1,400,000.00						
02	240729-00000	CUSTODIAL SERVICES - OUTSOURCED									
		FY19 CUST SVC OUTSOURCED	02	024000	4,475,978.00	02	024000	02	240729-00000	Y	
		** Increase in SL Allocation **			4,475,978.00						
02	240731-00000	LANDSCAPE MAINTENANCE SERVICES-O									
		FY19 DT ALLOC-LANDSCAPE	02	024000	4,725,046.00	02	024000	02	240731-00000	Y	
		** Increase in SL Allocation **			4,725,046.00						
02	240733-00000	SSC DEFERRED MAINTENANCE									
		FY19 DT ALLOC-SSC DEF MAINT	02	024000	1,500,000.00	02	024000	02	240733-00000	Y	
		** Increase in SL Allocation **			1,500,000.00						
02	240734-00000	BUILDING MAINT-PROJ FUNDED BY TA									
		FY19 DT ALLOC-E&G PROJECTS	02	024000	1,000,000.00	02	024000	02	240734-00000	Y	
		** Increase in SL Allocation **			1,000,000.00						
02	240737-00000	SSC LANDSCAPE AND PEST CONTROL									
		FY19 DT ALLOC-PEST CONTROL	02	024000	200,000.00	02	024000	02	240737-00000	Y	
		** Increase in SL Allocation **			200,000.00						
02	240919-00000	AGRICULTURE - INSTRUCTIONAL SUPP									
		CAG OT	02	024090	30,982.00	02	248010-00000	02	240919-00000	Y	
		** Increase in SL Allocation **			30,982.00						
02	241091-00000	DEAN OF AGRICULTURE									
		FY19 BASE BUDGET - CAG	02	024090	7,711,461.00	02	246210-00000	02	241091-00000	Y	
		** Increase in SL Allocation **			7,711,461.00						
02	241094-00000	COLLEGE OF LAW									
		FY19 BASE BUDGET - CLW	02	024000	3,560,662.00	02	246210-00000	02	241094-00000	Y	
		** Increase in SL Allocation **			3,560,662.00						
02	241100-00000	ARCHITECTURE									
		ARCH OPERATING	02	024110	264,560.00	02	241190-00000	02	241100-00000	Y	
		** Increase in SL Allocation **			264,560.00						
02	241101-00000	CONSTRUCTION SCIENCE									
		COSC OPERATING	02	024110	606,148.00	02	241190-00000	02	241101-00000	Y	
		** Increase in SL Allocation **			606,148.00						
02	241102-00000	CARC - SUPPORT SERVICES									
		CARC MAIL	02	024110	20,000.00	02	241190-00000	02	241102-00000	Y	
		** Increase in SL Allocation **			20,000.00						

Printed on a Xerox 9700 Laser Printing System at the Computing Services Center / Texas A&M University

Form: URGB01 (02/05/85)

CC	Account	Transaction Description	Offset CC	Offset Account	Amount	Actual Entry From CC	Actual Entry From Account	Actual Entry To CC	Actual Entry To Account	Feed	Mand
02	241102-10000	HAMILTON HERD JOURNAL									
		HERD JOURNAL	02	024110	1,000.00	02	241190-00000	02	241102-10000	Y	
		** Increase in SL Allocation **			1,000.00						
02	241102-11000	MEDIA EXPENSES									
		MEDIA OPERATING	02	024110	15,000.00	02	241190-00000	02	241102-11000	Y	
		** Increase in SL Allocation **			15,000.00						
02	241102-12000	GIS LAB									
		GIS OPERATING	02	024110	1,000.00	02	241190-00000	02	241102-12000	Y	
		** Increase in SL Allocation **			1,000.00						
02	241102-20000	CLAR GRADUATE ASSISTANTS									
		GRADUATE ASSISTANTS	02	024110	150,000.00	02	241190-00000	02	241102-20000	Y	
		** Increase in SL Allocation **			150,000.00						
02	241102-30000	COMPUTER SUPPORT OPERATING									
		IT OPERATING	02	024110	184,000.00	02	241190-00000	02	241102-30000	Y	
		** Increase in SL Allocation **			184,000.00						
02	241102-31000	COMPUTER SUPPORT WAGES									
		IT WAGES	02	024110	96,000.00	02	241190-00000	02	241102-31000	Y	
		** Increase in SL Allocation **			96,000.00						
02	241102-35000	MAKERPLACE OPERATING									
		MAKERPLACE OPERATING	02	024110	15,000.00	02	241190-00000	02	241102-35000	Y	
		** Increase in SL Allocation **			15,000.00						
02	241102-36000	MAKERPLACE STUDENT WORKERS									
		MAKERPLACE WAGES	02	024110	16,000.00	02	241190-00000	02	241102-36000	Y	
		** Increase in SL Allocation **			16,000.00						
02	241102-50000	FACILITY MAINTENANCE									
		FACILITIES	02	024110	35,000.00	02	241190-00000	02	241102-50000	Y	
		** Increase in SL Allocation **			35,000.00						
02	241102-60000	COMMUNICATIONS OPERATIONS									
		COMMUNICATIONS	02	024110	30,000.00	02	241190-00000	02	241102-60000	Y	
		** Increase in SL Allocation **			30,000.00						
02	241102-70000	STAFF DEVELOPMENT									
		STAFF DEVELOPMENT	02	024110	10,000.00	02	241190-00000	02	241102-70000	Y	
		** Increase in SL Allocation **			10,000.00						
02	241102-80000	WOODSHOP OPERATIONS									
		WOODSHOP OPERATIONS	02	024110	30,000.00	02	241190-00000	02	241102-80000	Y	
		** Increase in SL Allocation **			30,000.00						

Printed on a Xerox 9700 Laser Printing System at the Computing Services Center / Texas A&M University

Form: URGB01 (02/05/85)

CC	Account	Transaction Description	--- Offset --- CC	Account	Amount	-------- Actual Entry --------- ---- From ----- CC	Account	----- To ------ CC	Account	Feed	Mand
02	241102-81000	WOODSHOP WAGES									
		WOODSHOP WAGES	02	024110	48,000.00	02	241190-00000	02	241102-81000	Y	
		** Increase in SL Allocation **			48,000.00						
02	241102-90000	RANCH OPERATIONS									
		RANCH OPERATIONS	02	024110	30,000.00	02	241190-00000	02	241102-90000	Y	
		** Increase in SL Allocation **			30,000.00						
02	241102-91000	RANCH WAGES									
		RANCH WAGES	02	024110	30,000.00	02	241190-00000	02	241102-91000	Y	
		** Increase in SL Allocation **			30,000.00						
02	241103-00000	LANDSCAPE ARCHITECTURE AND URBAN									
		LAUP OPERATIONS	02	024110	331,932.00	02	241190-00000	02	241103-00000	Y	
		** Increase in SL Allocation **			331,932.00						
02	241104-00000	VISUALIZATION OPERATIONS									
		VIZA OPERATIONS	02	024110	455,841.00	02	241190-00000	02	241104-00000	Y	
		** Increase in SL Allocation **			455,841.00						
02	241107-00000	CARC - STUDY ABROAD SUPPORT									
		STUDY ABROAD	02	024110	175,000.00	02	241190-00000	02	241107-00000	Y	
		** Increase in SL Allocation **			175,000.00						
02	241110-00000	ARCHITECTURE DEPARTMENT TRAVEL									
		ARCH TRAVEL	02	024110	60,000.00	02	241190-00000	02	241110-00000	Y	
		** Increase in SL Allocation **			60,000.00						
02	241111-00000	CONSTRUCTION SCIENCE TRAVEL									
		COSC TRAVEL	02	024110	60,000.00	02	241190-00000	02	241111-00000	Y	
		** Increase in SL Allocation **			60,000.00						
02	241112-00000	CLAR - ACTION 2015 INITIATIVES									
		CLAR ADVISING SALARIES	02	024110	545,000.00	02	241190-00000	02	241112-00000	Y	
		** Increase in SL Allocation **			545,000.00						
02	241112-10000	DIVERSITY COUNCIL/WRIGHT GALLERY									
		DIVERSITY/WRIGHT GALLERY	02	024110	30,000.00	02	241190-00000	02	241112-10000	Y	
		** Increase in SL Allocation **			30,000.00						
02	241112-40000	FRESHMAN SEMINARS									
		FRESHMAN SEMINARS	02	024110	22,000.00	02	241190-00000	02	241112-40000	Y	
		** Increase in SL Allocation **			22,000.00						
02	241112-50000	STUDENT PROJECTS									
		STUDENT PROJECTS	02	024110	20,000.00	02	241190-00000	02	241112-50000	Y	
		** Increase in SL Allocation **			20,000.00						

Printed on a Xerox 9700 Laser Printing System at the Computing Services Center / Texas A&M University

Form: URGB01 (02/05/85)

CC	Account	Transaction Description	Offset CC	Offset Account	Amount	Actual Entry From CC	Actual Entry From Account	Actual Entry To CC	Actual Entry To Account	Feed	Mand
02	241112-60000	COLLEGE STUDENT WORKERS									
		STUDENT WORKERS	02	024110	80,000.00	02	241190-00000	02	241112-60000	Y	
		** Increase in SL Allocation **			80,000.00						
02	241112-70000	STUDENT SVCS OPERATING/RECRUITIN									
		STUDENT SERVICES	02	024110	30,000.00	02	241190-00000	02	241112-70000	Y	
		** Increase in SL Allocation **			30,000.00						
02	241112-80000	SERVICE LEARNING PROJECTS									
		SERVICE LEARNING	02	024110	50,000.00	02	241190-00000	02	241112-80000	Y	
		** Increase in SL Allocation **			50,000.00						
02	241113-00000	LAUP TRAVEL									
		LAUP TRAVEL	02	024110	60,000.00	02	241190-00000	02	241113-00000	Y	
		** Increase in SL Allocation **			60,000.00						
02	241114-00000	VISUALIZATION TRAVEL									
		VIZA TRAVEL	02	024110	60,000.00	02	241190-00000	02	241114-00000	Y	
		** Increase in SL Allocation **			60,000.00						
02	241186-20000	FACULTY WORKSTATION - COLLEGE									
		FACULTY WORKSTATION	02	024110	66,000.00	02	241190-00000	02	241186-20000	Y	
		** Increase in SL Allocation **			66,000.00						
02	241190-00000	DEAN, COLLEGE OF ARCHITECTURE									
		STUDENT WORKERS	02	024110	80,000.00-	02	241190-00000	02	241112-60000	Y	
		VIZA TRAVEL	02	024110	60,000.00-	02	241190-00000	02	241114-00000	Y	
		FACULTY WORKSTATION	02	024110	66,000.00-	02	241190-00000	02	241186-20000	Y	
		STUDENT SERVICES	02	024110	30,000.00-	02	241190-00000	02	241112-70000	Y	
		LAUP TRAVEL	02	024110	60,000.00-	02	241190-00000	02	241113-00000	Y	
		SERVICE LEARNING	02	024110	50,000.00-	02	241190-00000	02	241112-80000	Y	
		STUDENT PROJECTS	02	024110	20,000.00-	02	241190-00000	02	241112-50000	Y	
		LAUP OPERATIONS	02	024110	331,932.00-	02	241190-00000	02	241103-00000	Y	
		FY19 BASE BUDGET - CLAR	02	024110	5,046,561.00	02	246210-00000	02	241190-00000	Y	
		DIVERSITY/WRIGHT GALLERY	02	024110	30,000.00-	02	241190-00000	02	241112-10000	Y	
		VIZA OPERATIONS	02	024110	455,841.00-	02	241190-00000	02	241104-00000	Y	
		CLAR ADVISING SALARIES	02	024110	545,000.00-	02	241190-00000	02	241112-00000	Y	
		RANCH WAGES	02	024110	30,000.00-	02	241190-00000	02	241102-91000	Y	
		FRESHMAN SEMINARS	02	024110	22,000.00-	02	241190-00000	02	241112-40000	Y	
		STUDY ABROAD	02	024110	175,000.00-	02	241190-00000	02	241107-00000	Y	
		COSC TRAVEL	02	024110	60,000.00-	02	241190-00000	02	241111-00000	Y	
		RANCH OPERATIONS	02	024110	30,000.00-	02	241190-00000	02	241102-90000	Y	
		ARCH TRAVEL	02	024110	60,000.00-	02	241190-00000	02	241110-00000	Y	
		GRADUATE ASSISTANTS	02	024110	150,000.00-	02	241190-00000	02	241102-20000	Y	
		WOODSHOP WAGES	02	024110	48,000.00-	02	241190-00000	02	241102-81000	Y	
		MAKERPLACE WAGES	02	024110	16,000.00-	02	241190-00000	02	241102-36000	Y	
		FACILITIES	02	024110	35,000.00-	02	241190-00000	02	241102-50000	Y	

Printed on a Xerox 9700 Laser Printing System at the Computing Services Center / Texas A&M University

Form: URGB01 (02/05/85)

CC	Account	Transaction Description	Offset CC	Offset Account	Amount	Actual Entry From CC	Actual Entry From Account	Actual Entry To CC	Actual Entry To Account	Feed	Mand
02	241190-00000	DEAN, COLLEGE OF ARCHITECTURE									
		IT OPERATING	02	024110	184,000.00-	02	241190-00000	02	241102-30000	Y	
		WOODSHOP OPERATIONS	02	024110	30,000.00-	02	241190-00000	02	241102-80000	Y	
		MAKERPLACE OPERATING	02	024110	15,000.00-	02	241190-00000	02	241102-35000	Y	
		COMMUNICATIONS	02	024110	30,000.00-	02	241190-00000	02	241102-60000	Y	
		IT WAGES	02	024110	96,000.00-	02	241190-00000	02	241102-31000	Y	
		STAFF DEVELOPMENT	02	024110	10,000.00-	02	241190-00000	02	241102-70000	Y	
		GIS OPERATING	02	024110	1,000.00-	02	241190-00000	02	241102-12000	Y	
		CARC MAIL	02	024110	20,000.00-	02	241190-00000	02	241102-00000	Y	
		HERD JOURNAL	02	024110	1,000.00-	02	241190-00000	02	241102-10000	Y	
		COSC OPERATING	02	024110	606,148.00-	02	241190-00000	02	241101-00000	Y	
		MEDIA OPERATING	02	024110	15,000.00-	02	241190-00000	02	241102-11000	Y	
		ARCH OPERATING	02	024110	264,560.00-	02	241190-00000	02	241100-00000	Y	
		** Increase in SL Allocation **			1,419,080.00						
02	241191-00000	GRAD MERIT - CLAR									
		CLAR OT	02	024110	76,500.00	02	248010-00000	02	241191-00000	Y	
		** Increase in SL Allocation **			76,500.00						
02	241228-00000	BUSINESS UAT INSTRUCTIONAL SUPPO									
		FY19 ALLOCATION	02	024120	4,357,875.00	02	241290-00000	02	241228-00000	Y	
		** Increase in SL Allocation **			4,357,875.00						
02	241290-00000	DEAN OF BUSINESS									
		FY19 ALLOCATION	02	024120	4,357,875.00-	02	241290-00000	02	241228-00000	Y	
		FY19 BASE BUDGET - CBA	02	024120	4,772,443.00	02	246210-00000	02	241290-00000	Y	
		** Increase in SL Allocation **			414,568.00						
02	241302-00000	COLLEGE OF EDUCATION SUPPORT SER									
		FY19 BASE BUDGET - CED	02	024130	8,356,659.00	02	246210-00000	02	241302-00000	Y	
		TO COVER SALARIES FOR FY19	02	024130	100,000.00-	02	241302-00000	02	241390-00000	Y	
		TO COVER SALARIES FOR FY19	02	024130	100,000.00-	02	241302-00000	02	241391-00000	Y	
		** Increase in SL Allocation **			8,156,659.00						
02	241390-00000	DEAN OF EDUCATION									
		TO COVER SALARIES FOR FY19	02	024130	100,000.00	02	241302-00000	02	241390-00000	Y	
		** Increase in SL Allocation **			100,000.00						
02	241391-00000	CLED - REALLOCATION 2015									
		TO COVER SALARIES FOR FY19	02	024130	100,000.00	02	241302-00000	02	241391-00000	Y	
		** Increase in SL Allocation **			100,000.00						
02	241392-00000	GRADUATE ADVANCEMENT FUNDING - C									
		CED OT	02	024130	171,000.00	02	248010-00000	02	241392-00000	Y	
		** Increase in SL Allocation **			171,000.00						
02	241411-00000	GRADUATE ADVANCEMENT FUNDING - C									
		CED OT	02	024140	312,624.00	02	248010-00000	02	241411-00000	Y	
		** Increase in SL Allocation **			312,624.00						

Printed on a Xerox 9700 Laser Printing System at the Computing Services Center / Texas A&M University

Form: URGB01 (02/05/85)

CC	Account	Transaction Description	--- Offset --- CC	Account	Amount	-------- Actual Entry --------- ---- From ----- CC	Account	----- To ------ CC	Account	Feed	Mand
02	241414-00000	ENGINEERING - INSTRUCTIONAL SUPP									
		FY19 TRANSFER TO EHSD	02	024140	158,862.00-	02	241414-00000	02	240052-00000	Y	
		FY19 BASE BUDGET - CEN	02	024140	23,641,056.00	02	246210-00000	02	241414-00000	Y	
		** Increase in SL Allocation **			23,482,194.00						
02	241500-00000	GEOGRAPHY									
		FY19 OPS ALLOC - GEOG	02	024150	170,707.00	02	241590-00000	02	241500-00000	Y	
		** Increase in SL Allocation **			170,707.00						
02	241501-00000	GEOLOGY									
		FY19 OPS ALLOC - GEOL	02	024150	180,420.00	02	241590-00000	02	241501-00000	Y	
		** Increase in SL Allocation **			180,420.00						
02	241503-00000	ATMOSPHERIC SCIENCES									
		FY19 OPS ALLOC - ATMO	02	024150	134,710.00	02	241590-00000	02	241503-00000	Y	
		** Increase in SL Allocation **			134,710.00						
02	241503-12300	STATE CLIMATOLOGIST OPS FUNDS:N-									
		FY19 OPS ALLOC - OSC	02	024150	50,000.00	02	241590-00000	02	241503-12300	Y	
		** Increase in SL Allocation **			50,000.00						
02	241504-00000	OCEANOGRAPHY									
		FY19 OPS ALLOC - OCNG	02	024150	151,806.00	02	241590-00000	02	241504-00000	Y	
		** Increase in SL Allocation **			151,806.00						
02	241510-00000	ENVIRONMENTAL PROGRAMS-GEOSCIENC									
		FY19 OPS ALLOC - ENVP	02	024150	19,000.00	02	241590-00000	02	241510-00000	Y	
		** Increase in SL Allocation **			19,000.00						
02	241551-00000	TASK FORCE ON CAMPUS EMERGENCIES									
		FY19 DT ALLOC-TASK FORCE	02	024000	114,222.00	02	024000	02	241551-00000	Y	
		** Increase in SL Allocation **			114,222.00						
02	241552-00000	MSC BUILDING MAINTENANCE/RENEWAL									
		UNIVERSITY CENTER	02	024000	396,000.00	02	240205-00000	02	241552-00000	Y	
		** Increase in SL Allocation **			396,000.00						
02	241586-00000	FACULTY WORKSTATION ALLOCATION									
		FY19 OPS ALLOC - FAC WORKSTATN	02	024150	34,056.00	02	241590-00000	02	241586-00000	Y	
		** Increase in SL Allocation **			34,056.00						
02	241587-00000	GRADUATE ASSISTANT STIPENDS									
		FY19 OPS ALLOC - GAT SUPPORT	02	024150	525,886.00	02	241590-00000	02	241587-00000	Y	
		** Increase in SL Allocation **			525,886.00						
02	241588-00000	HIGH IMPACT UG AWARDS (HILP)									
		FY19 OPS ALLOC - HILP	02	024150	150,000.00	02	241590-00000	02	241588-00000	Y	
		** Increase in SL Allocation **			150,000.00						

Printed on a Xerox 9700 Laser Printing System at the Computing Services Center / Texas A&M University

Form: URGB01 (02/05/85)

CC	Account	Transaction Description	Offset CC	Offset Account	Amount	Actual Entry From CC	Actual Entry From Account	Actual Entry To CC	Actual Entry To Account	Feed	Mand
02	241590-00000	DEAN OF GEOSCIENCES									
		FY19 OPS ALLOC - GEOG	02	024150	170,707.00-	02	241590-00000	02	241500-00000	Y	
		FY19 OPS ALLOC - COURSE FEES	02	024150	180,000.00-	02	241590-00000	02	241597-00000	Y	
		FY19 OPS ALLOC - IT BASE BUDGT	02	024150	90,000.00-	02	241590-00000	02	241591-00000	Y	
		FY19 BASE BUDGET - CGE	02	024150	2,036,432.00	02	246210-00000	02	241590-00000	Y	
		FY19 OPS ALLOC - HILP	02	024150	150,000.00-	02	241590-00000	02	241588-00000	Y	
		FY19 OPS COMMUNICATIONS	02	024150	260.00-	02	241590-00000	02	241593-00003	Y	
		FY19 OPS COMMUNICATIONS	02	024150	2,000.00-	02	241590-00000	02	241593-00009	Y	
		FY19 OPS COMMUNICATIONS	02	024150	3,232.00-	02	241590-00000	02	241593-00004	Y	
		FY19 OPS COMMUNICATIONS	02	024150	4,300.00-	02	241590-00000	02	241593-00008	Y	
		FY19 OPS COMMUNICATIONS	02	024150	1,106.00-	02	241590-00000	02	241593-00002	Y	
		FY19 OPS ALLOC - FACILITIES	02	024150	15,000.00-	02	241590-00000	02	241595-00000	Y	
		FY19 OPS COMMUNICATIONS	02	024150	3,219.00-	02	241590-00000	02	241593-00005	Y	
		FY19 OPS COMMUNICATIONS	02	024150	600.00-	02	241590-00000	02	241593-00007	Y	
		FY19 OPS COMMUNICATIONS	02	024150	4,171.00-	02	241590-00000	02	241593-00001	Y	
		FY19 OPS COMMUNICATIONS	02	024150	4,200.00-	02	241590-00000	02	241596-00000	Y	
		FY19 OPS COMMUNICATIONS	02	024150	221.00-	02	241590-00000	02	241593-00006	Y	
		FY19 OPS ALLOC - OCNG	02	024150	151,806.00-	02	241590-00000	02	241504-00000	Y	
		FY19 OPS ALLOC - ANNUAL SERVER	02	024150	56,300.00-	02	241590-00000	02	241591-00004	Y	
		FY19 OPS COMMUNICATIONS	02	024150	12,963.00-	02	241590-00000	02	241593-00000	Y	
		FY19 OPS RECRUITMENT	02	024150	8,000.00-	02	241590-00000	02	241592-00003	Y	
		FY19 OPS RECRUITMENT	02	024150	2,000.00-	02	241590-00000	02	241592-00004	Y	
		FY19 OPS RECRUITMENT	02	024150	1,850.00-	02	241590-00000	02	241592-00000	Y	
		FY19 OPS RECRUITMENT	02	024150	1,650.00-	02	241590-00000	02	241592-00007	Y	
		FY19 OPS RECRUITMENT	02	024150	2,000.00-	02	241590-00000	02	241592-00002	Y	
		FY19 OPS RECRUITMENT	02	024150	12,000.00-	02	241590-00000	02	241592-00005	Y	
		FY19 OPS RECRUITMENT	02	024150	1,000.00-	02	241590-00000	02	241592-00001	Y	
		FY19 OPS RECRUITMENT	02	024150	1,500.00-	02	241590-00000	02	241592-00006	Y	
		FY19 OPS ALLOC - OSC	02	024150	50,000.00-	02	241590-00000	02	241503-12300	Y	
		FY19 OPS ALLOC - ENVP	02	024150	19,000.00-	02	241590-00000	02	241510-00000	Y	
		FY19 OPS ALLOC - GEOL	02	024150	180,420.00-	02	241590-00000	02	241501-00000	Y	
		FY19 OPS ALLOC - GAT SUPPORT	02	024150	525,886.00-	02	241590-00000	02	241587-00000	Y	
		FY19 OPS ALLOC - ATMO	02	024150	134,710.00-	02	241590-00000	02	241503-00000	Y	
		FY19 OPS ALLOC - FAC WORKSTATN	02	024150	34,056.00-	02	241590-00000	02	241586-00000	Y	
		** Increase in SL Allocation **			212,275.00						
02	241591-00000	INFORMATION TECHNOLOGY									
		FY19 OPS ALLOC - IT BASE BUDGT	02	024150	90,000.00	02	241590-00000	02	241591-00000	Y	
		** Increase in SL Allocation **			90,000.00						
02	241591-00004	IT-ANNUALSERVER STORAGE/BACKUP E									
		FY19 OPS ALLOC - ANNUAL SERVER	02	024150	56,300.00	02	241590-00000	02	241591-00004	Y	
		** Increase in SL Allocation **			56,300.00						
02	241592-00000	STUDENT RECRUITMENT-GEOSCIENCES									
		FY19 OPS RECRUITMENT	02	024150	1,850.00	02	241590-00000	02	241592-00000	Y	
		** Increase in SL Allocation **			1,850.00						

Printed on a Xerox 9700 Laser Printing System at the Computing Services Center / Texas A&M University

Form: URGB01 (02/05/85)

CC	Account	Transaction Description	--- Offset --- CC	Account	Amount	-------- Actual Entry --------- ---- From ----- CC	Account	----- To ------ CC	Account	Feed	Mand
02	241592-00001	RE-GAP PROGRAM									
		FY19 OPS RECRUITMENT	02	024150	1,000.00	02	241590-00000	02	241592-00001	Y	
		** Increase in SL Allocation **			1,000.00						
02	241592-00002	RE-MATH BOOTCAMP									
		FY19 OPS RECRUITMENT	02	024150	2,000.00	02	241590-00000	02	241592-00002	Y	
		** Increase in SL Allocation **			2,000.00						
02	241592-00003	RE-SWAG									
		FY19 OPS RECRUITMENT	02	024150	8,000.00	02	241590-00000	02	241592-00003	Y	
		** Increase in SL Allocation **			8,000.00						
02	241592-00004	RE-STUDENT RETENTION PROGRAMS									
		FY19 OPS RECRUITMENT	02	024150	2,000.00	02	241590-00000	02	241592-00004	Y	
		** Increase in SL Allocation **			2,000.00						
02	241592-00005	RE-RECRUITING TRAVEL									
		FY19 OPS RECRUITMENT	02	024150	12,000.00	02	241590-00000	02	241592-00005	Y	
		** Increase in SL Allocation **			12,000.00						
02	241592-00006	RE-PROFESSIONAL DEVELOPMENT									
		FY19 OPS RECRUITMENT	02	024150	1,500.00	02	241590-00000	02	241592-00006	Y	
		** Increase in SL Allocation **			1,500.00						
02	241592-00007	RE-EXHIBIT FEES									
		FY19 OPS RECRUITMENT	02	024150	1,650.00	02	241590-00000	02	241592-00007	Y	
		** Increase in SL Allocation **			1,650.00						
02	241593-00000	COMMUNICATIONS - GEOSCIENCES									
		FY19 OPS COMMUNICATIONS	02	024150	12,963.00	02	241590-00000	02	241593-00000	Y	
		** Increase in SL Allocation **			12,963.00						
02	241593-00001	COM-PROFESSIONAL DEVELOPMENT									
		FY19 OPS COMMUNICATIONS	02	024150	4,171.00	02	241590-00000	02	241593-00001	Y	
		** Increase in SL Allocation **			4,171.00						
02	241593-00002	COM-BROCHURES(TARGET SUBJ MATTER									
		FY19 OPS COMMUNICATIONS	02	024150	1,106.00	02	241590-00000	02	241593-00002	Y	
		** Increase in SL Allocation **			1,106.00						
02	241593-00003	COM-PRINTING-MISC BROCH,INVIT,PR									
		FY19 OPS COMMUNICATIONS	02	024150	260.00	02	241590-00000	02	241593-00003	Y	
		** Increase in SL Allocation **			260.00						
02	241593-00004	COM-STAFF COMPUTER MAINTENANCE									
		FY19 OPS COMMUNICATIONS	02	024150	3,232.00	02	241590-00000	02	241593-00004	Y	
		** Increase in SL Allocation **			3,232.00						

Printed on a Xerox 9700 Laser Printing System at the Computing Services Center / Texas A&M University

Form: URGB01 (02/05/85)

CC	Account	Transaction Description	--- Offset --- CC	Account	Amount	-------- Actual Entry --------- ---- From ----- CC	Account	----- To ------ CC	Account	Feed	Mand
02	241593-00005	COM-SOFTWARE/ANNUAL SUBSCRIPTION									
		FY19 OPS COMMUNICATIONS	02	024150	3,219.00	02	241590-00000	02	241593-00005	Y	
		** Increase in SL Allocation **			3,219.00						
02	241593-00006	COM-TEAMBUILDING									
		FY19 OPS COMMUNICATIONS	02	024150	221.00	02	241590-00000	02	241593-00006	Y	
		** Increase in SL Allocation **			221.00						
02	241593-00007	COM-MARKETING TRAVEL (FILM,PHOTO									
		FY19 OPS COMMUNICATIONS	02	024150	600.00	02	241590-00000	02	241593-00007	Y	
		** Increase in SL Allocation **			600.00						
02	241593-00008	COM-AGU TRAVEL									
		FY19 OPS COMMUNICATIONS	02	024150	4,300.00	02	241590-00000	02	241593-00008	Y	
		** Increase in SL Allocation **			4,300.00						
02	241593-00009	SOCIAL MEDIA EXPENSES									
		FY19 OPS COMMUNICATIONS	02	024150	2,000.00	02	241590-00000	02	241593-00009	Y	
		** Increase in SL Allocation **			2,000.00						
02	241595-00000	FACILITIES SUPPORT - GEOSCIENCE									
		FY19 OPS ALLOC - FACILITIES	02	024150	15,000.00	02	241590-00000	02	241595-00000	Y	
		** Increase in SL Allocation **			15,000.00						
02	241596-00000	WEB SUPPORT - GEOSCIENCES									
		FY19 OPS COMMUNICATIONS	02	024150	4,200.00	02	241590-00000	02	241596-00000	Y	
		** Increase in SL Allocation **			4,200.00						
02	241597-00000	CLGE - COURSE FEE REPLACEMENT									
		FY19 COURSE FEES-_OCNG	02	024150	18,344.00-	02	241597-00000	02	241597-40000	Y	
		FY19 COURSE FEES-_ENVP	02	024150	11,442.00-	02	241597-00000	02	241597-50000	Y	
		FY19 COURSE FEES-_GEOL	02	024150	67,325.00-	02	241597-00000	02	241597-20000	Y	
		FY19 COURSE FEES-GEOG	02	024150	57,998.00-	02	241597-00000	02	241597-10000	Y	
		FY19 COURSE FEES-_ATMO	02	024150	24,891.00-	02	241597-00000	02	241597-30000	Y	
		FY19 OPS ALLOC - COURSE FEES	02	024150	180,000.00	02	241590-00000	02	241597-00000	Y	
		** Decrease in SL Allocation **			0.00						
02	241597-10000	COURSE FEE ALLOCATION-GEOG									
		FY19 COURSE FEES-GEOG	02	024150	57,998.00	02	241597-00000	02	241597-10000	Y	
		** Increase in SL Allocation **			57,998.00						
02	241597-20000	COURSE FEE ALLOCATION-GEOL									
		FY19 COURSE FEES-_GEOL	02	024150	67,325.00	02	241597-00000	02	241597-20000	Y	
		** Increase in SL Allocation **			67,325.00						
02	241597-30000	COURSE FEE ALLOCATION-ATMO									
		FY19 COURSE FEES-_ATMO	02	024150	24,891.00	02	241597-00000	02	241597-30000	Y	
		** Increase in SL Allocation **			24,891.00						

Printed on a Xerox 9700 Laser Printing System at the Computing Services Center / Texas A&M University

Form: URGB01 (02/05/85)

CC	Account	Transaction Description	--- Offset --- CC	Account	Amount	-------- Actual Entry --------- ---- From ----- CC	Account	----- To ------ CC	Account	Feed	Mand
02	241597-40000	COURSE FEE ALLOCATION-OCNG									
		FY19 COURSE FEES-_OCNG	02	024150	18,344.00	02	241597-00000	02	241597-40000	Y	
		** Increase in SL Allocation **			18,344.00						
02	241597-50000	ENVP-COURSE FEE ALLOCATION									
		FY19 COURSE FEES-_ENVP	02	024150	11,442.00	02	241597-00000	02	241597-50000	Y	
		** Increase in SL Allocation **			11,442.00						
02	241600-00000	ECONOMICS									
		ECON	02	024160	180,000.00	02	241617-00000	02	241600-00000	Y	
		** Increase in SL Allocation **			180,000.00						
02	241601-00000	ENGLISH									
		ENGL	02	024160	225,000.00	02	241617-00000	02	241601-00000	Y	
		** Increase in SL Allocation **			225,000.00						
02	241602-00000	HISTORY									
		HIS	02	024160	175,000.00	02	241617-00000	02	241602-00000	Y	
		** Increase in SL Allocation **			175,000.00						
02	241605-00000	PERFORMANCE STUDIES									
		PERF	02	024160	90,000.00	02	241617-00000	02	241605-00000	Y	
		** Increase in SL Allocation **			90,000.00						
02	241606-00000	PHILOSOPHY & HUMANITIES									
		PHIL	02	024160	90,000.00	02	241617-00000	02	241606-00000	Y	
		** Increase in SL Allocation **			90,000.00						
02	241607-00000	POLITICAL SCIENCE									
		POLS	02	024160	175,000.00	02	241617-00000	02	241607-00000	Y	
		** Increase in SL Allocation **			175,000.00						
02	241608-00000	PSYCHOLOGY									
		PSYC	02	024160	240,000.00	02	241617-00000	02	241608-00000	Y	
		** Increase in SL Allocation **			240,000.00						
02	241609-00000	ANTHROPOLOGY									
		ANTH	02	024160	110,000.00	02	241617-00000	02	241609-00000	Y	
		** Increase in SL Allocation **			110,000.00						
02	241610-00000	SOCIOLOGY									
		SOCI	02	024160	155,000.00	02	241617-00000	02	241610-00000	Y	
		** Increase in SL Allocation **			155,000.00						
02	241612-00000	COMMUNICATION									
		COMM	02	024160	140,000.00	02	241617-00000	02	241612-00000	Y	
		** Increase in SL Allocation **			140,000.00						

Printed on a Xerox 9700 Laser Printing System at the Computing Services Center / Texas A&M University

Form: URGB01 (02/05/85)

CC	Account	Transaction Description	--- Offset --- CC	Account	Amount	-------- Actual Entry --------- ---- From ----- CC	Account	----- To ------ CC	Account	Feed	Mand
02	241616-00000	INTERNATIONAL STUDIES DEPT.									
		INTS	02	024160	100,000.00	02	241617-00000	02	241616-00000	Y	
		** Increase in SL Allocation **			100,000.00						
02	241617-00000	LIBERAL ARTS - INSTRUCTIONAL SUP									
		PERF	02	024160	90,000.00-	02	241617-00000	02	241605-00000	Y	
		SOCI	02	024160	155,000.00-	02	241617-00000	02	241610-00000	Y	
		POLS	02	024160	175,000.00-	02	241617-00000	02	241607-00000	Y	
		HISP	02	024160	100,000.00-	02	241617-00000	02	241618-00000	Y	
		PSYC	02	024160	240,000.00-	02	241617-00000	02	241608-00000	Y	
		INTS	02	024160	100,000.00-	02	241617-00000	02	241616-00000	Y	
		PHIL	02	024160	90,000.00-	02	241617-00000	02	241606-00000	Y	
		ICS	02	024160	50,000.00-	02	241617-00000	02	241638-00000	Y	
		ANTH	02	024160	110,000.00-	02	241617-00000	02	241609-00000	Y	
		COMM	02	024160	140,000.00-	02	241617-00000	02	241612-00000	Y	
		EUC	02	024160	47,944.00-	02	241617-00000	02	240722-00000	Y	
		FY19 BASE BUDGET - CLLA	02	024160	9,341,147.00	02	246210-00000	02	241617-00000	Y	
		HIS	02	024160	175,000.00-	02	241617-00000	02	241602-00000	Y	
		CLLA-IT	02	024160	1,455,000.00-	02	241617-00000	02	241734-00000	Y	
		DEAN	02	024160	170,000.00-	02	241617-00000	02	241790-00000	Y	
		GCHR	02	024160	40,000.00-	02	241617-00000	02	241780-00000	Y	
		COMM	02	024160	75,000.00-	02	241617-00000	02	241732-00000	Y	
		CLLA-ADVISING	02	024160	1,675,000.00-	02	241617-00000	02	241791-00000	Y	
		IDHM	02	024160	50,000.00-	02	241617-00000	02	248304-00000	Y	
		ENGL	02	024160	225,000.00-	02	241617-00000	02	241601-00000	Y	
		INTS	02	024160	90,000.00-	02	241617-00000	02	241723-00000	Y	
		ANTH	02	024160	55,000.00-	02	241617-00000	02	241729-00000	Y	
		HISP	02	024160	50,000.00-	02	241617-00000	02	241724-00000	Y	
		PSYC	02	024160	260,000.00-	02	241617-00000	02	241728-00000	Y	
		HIST	02	024160	50,000.00-	02	241617-00000	02	241722-00000	Y	
		SOCI	02	024160	50,000.00-	02	241617-00000	02	241730-00000	Y	
		PERF	02	024160	200,000.00-	02	241617-00000	02	241725-00000	Y	
		POLS	02	024160	104,000.00-	02	241617-00000	02	241727-00000	Y	
		ENGL	02	024160	55,000.00-	02	241617-00000	02	241721-00000	Y	
		ECON	02	024160	290,000.00-	02	241617-00000	02	241731-00000	Y	
		PHIL	02	024160	100,000.00-	02	241617-00000	02	241726-00000	Y	
		ECON	02	024160	180,000.00-	02	241617-00000	02	241600-00000	Y	
		** Increase in SL Allocation **			2,694,203.00						
02	241618-00000	HISPANIC STUDIES									
		HISP	02	024160	100,000.00	02	241617-00000	02	241618-00000	Y	
		** Increase in SL Allocation **			100,000.00						
02	241620-00000	CALLALOO OPERATIONS									
		FY19 BASE BUDGET - APDF-CALL	02	024160	20,867.00	02	246210-00000	02	241620-00000	Y	
		** Increase in SL Allocation **			20,867.00						

Printed on a Xerox 9700 Laser Printing System at the Computing Services Center / Texas A&M University

Form: URGB01 (02/05/85)

CC	Account	Transaction Description	Offset CC	Offset Account	Amount	Actual Entry From CC	Actual Entry From Account	Actual Entry To CC	Actual Entry To Account	Feed	Mand
02	241638-00000	INTERDISCIPLINARY CRITICAL STUDI ICS	02	024160	50,000.00	02	241617-00000	02	241638-00000	Y	
		** Increase in SL Allocation **			50,000.00						
02	241721-00000	UNDERGRADUATE ENHANCEMENT - ENGL ENGL	02	024160	55,000.00	02	241617-00000	02	241721-00000	Y	
		** Increase in SL Allocation **			55,000.00						
02	241722-00000	UNDERGRADUATE ENHANCEMENT - HIST HIST	02	024160	50,000.00	02	241617-00000	02	241722-00000	Y	
		** Increase in SL Allocation **			50,000.00						
02	241723-00000	UNDERGRADUATE ENHANCEMENT - INTS INTS	02	024160	90,000.00	02	241617-00000	02	241723-00000	Y	
		** Increase in SL Allocation **			90,000.00						
02	241724-00000	UNDERGRADUATE ENHANCEMENT - HISP HISP	02	024160	50,000.00	02	241617-00000	02	241724-00000	Y	
		** Increase in SL Allocation **			50,000.00						
02	241725-00000	UNDERGRADUATE ENHANCEMENT - PERF PERF	02	024160	200,000.00	02	241617-00000	02	241725-00000	Y	
		** Increase in SL Allocation **			200,000.00						
02	241726-00000	UNDERGRADUATE EHANCEMENT - PHIL PHIL	02	024160	100,000.00	02	241617-00000	02	241726-00000	Y	
		** Increase in SL Allocation **			100,000.00						
02	241727-00000	UNDERGRADUATE ENHANCEMENT - POLS POLS	02	024160	104,000.00	02	241617-00000	02	241727-00000	Y	
		** Increase in SL Allocation **			104,000.00						
02	241728-00000	UNDERGRADUATE ENHANCEMENT - PSYC PSYC	02	024160	260,000.00	02	241617-00000	02	241728-00000	Y	
		** Increase in SL Allocation **			260,000.00						
02	241729-00000	UNDERGRADUATE ENHANCEMENT - ANTH ANTH	02	024160	55,000.00	02	241617-00000	02	241729-00000	Y	
		** Increase in SL Allocation **			55,000.00						
02	241730-00000	UNDERGRADUATE ENHANCEMENT - SOCI SOCI	02	024160	50,000.00	02	241617-00000	02	241730-00000	Y	
		** Increase in SL Allocation **			50,000.00						
02	241731-00000	UNDERGRADUATE ENHANCEMENT - ECON ECON	02	024160	290,000.00	02	241617-00000	02	241731-00000	Y	
		** Increase in SL Allocation **			290,000.00						

Printed on a Xerox 9700 Laser Printing System at the Computing Services Center / Texas A&M University

Form: URGB01 (02/05/85)

CC	Account	Transaction Description	--- Offset --- CC	Account	Amount	-------- Actual Entry --------- ---- From ----- CC	Account	----- To ------ CC	Account	Feed	Mand
02	241732-00000	UNDERGRADUATE ENHANCEMENT - COMM									
		COMM	02	024160	75,000.00	02	241617-00000	02	241732-00000	Y	
		** Increase in SL Allocation **			75,000.00						
02	241734-00000	UNDERGRADUATE ENHANCEMENT - CLLA									
		CLLA-IT	02	024160	1,455,000.00	02	241617-00000	02	241734-00000	Y	
		** Increase in SL Allocation **			1,455,000.00						
02	241780-00000	CENTER FOR HUMANITIES RESEARCH									
		GCHR	02	024160	40,000.00	02	241617-00000	02	241780-00000	Y	
		** Increase in SL Allocation **			40,000.00						
02	241790-00000	DEAN OF LIBERAL ARTS									
		DEAN	02	024160	170,000.00	02	241617-00000	02	241790-00000	Y	
		** Increase in SL Allocation **			170,000.00						
02	241791-00000	DEAN OF LIBERAL ARTS SERVICES									
		CLLA-ADVISING	02	024160	1,675,000.00	02	241617-00000	02	241791-00000	Y	
		** Increase in SL Allocation **			1,675,000.00						
02	241810-00000	SCIENCE - INSTRUCTIONAL SUPPORT									
		AMP-NUCLEAR SOLUTIONS INST.	02	024180	18,000.00-	02	241810-00000	02	248309-00000	Y	
		FY19 BASE BUDGET - CSC	02	024180	10,418,174.00	02	246210-00000	02	241810-00000	Y	
		AMP-APPLIED MATHEMATICAL STAT.	02	024180	16,725.00-	02	241810-00000	02	248306-00000	Y	
		** Increase in SL Allocation **			10,383,449.00						
02	241911-00000	FACULTY SENATE OPERATING EXPENSE									
		FY19 BASE BUDGET - FACS	02	024190	9,349.00	02	246210-00000	02	241911-00000	Y	
		** Increase in SL Allocation **			9,349.00						
02	241944-00000	TELECOMMUNICATIONS ACADEMY									
		FY19 BASE BUDGET - ATLT	02	024190	31,598.00	02	246210-00000	02	241944-00000	Y	
		** Increase in SL Allocation **			31,598.00						
02	241946-00000	DEAN OF FACULTIES/FACULTY PROG &									
		FY19 BASE BUDGET - DOF	02	024190	31,000.00	02	246210-00000	02	241946-00000	Y	
		** Increase in SL Allocation **			31,000.00						
02	241946-10000	TOPS GRANT									
		FY19 BASE BUDGET - DOF	02	024190	1,000,000.00	02	246210-00000	02	241946-10000	Y	
		** Increase in SL Allocation **			1,000,000.00						
02	241951-00000	SCHOLARS PROGRAM									
		FY19 BASE BUDGET - TEXC	02	024190	45,000.00	02	246210-00000	02	241951-00000	Y	
		** Increase in SL Allocation **			45,000.00						
02	242001-00000	COMPUTING & INFORMATION SERVICES									
		ALLOCATION MOVE	02	024190	500,000.00-	02	242001-00000	02	240185-00000	Y	

Printed on a Xerox 9700 Laser Printing System at the Computing Services Center / Texas A&M University

Form: URGB01 (02/05/85)

CC	Account	Transaction Description	--- Offset --- CC	Account	Amount	-------- Actual Entry --------- ---- From ----- CC	Account	----- To ------ CC	Account	Feed	Mand
02	242001-00000	COMPUTING & INFORMATION SERVICES									
		FY 19 DT ALLOC - IT	02	024190	500,000.00	02	024000	02	242001-00000	Y	
		** Decrease in SL Allocation **			0.00						
02	242013-00000	MILITARY SCIENCE DEPARTMENT									
		MILITARY SCIENCE	02	024190	23,535.00	02	240205-00000	02	242013-00000	Y	
		** Increase in SL Allocation **			23,535.00						
02	242033-00000	LAB FOR SYN/BIOLOGIC/INTER - LSB									
		FY19 BASE BUDGET - CHEM	02	024190	2,120.00	02	246210-00000	02	242033-00000	Y	
		** Increase in SL Allocation **			2,120.00						
02	242035-00000	CENTER FOR TEACHING EXCELLENCE									
		FY19 BASE BUDGET - TEXC	02	024190	77,930.00	02	246210-00000	02	242035-00000	Y	
		** Increase in SL Allocation **			77,930.00						
02	242037-00000	ASSOC VP FOR EXTERNAL AFFAIRS									
		FY19 BASE BUDGET - PPO	02	024190	707,892.00	02	246210-00000	02	242037-00000	Y	
		FY19 BASE BUDGET - PDEV	02	024190	40,000.00	02	246210-00000	02	242037-00000	Y	
		** Increase in SL Allocation **			747,892.00						
02	242090-00000	DEAN OF FACULTIES									
		FY19 BASE BUDGET - DOF	02	024190	17,626.00	02	246210-00000	02	242090-00000	Y	
		** Increase in SL Allocation **			17,626.00						
02	242100-00000	INTERNATIONAL FACULTY & SCHOLAR									
		FY19 BASE BUDGET - IFSS	02	024190	11,356.00	02	246210-00000	02	242100-00000	Y	
		** Increase in SL Allocation **			11,356.00						
02	242111-00000	INSTRUCTIONAL TECHNOLOGY SERVICE									
		FY19 BASE BUDGET - ITS	02	024190	2,144,972.00	02	246210-00000	02	242111-00000	Y	
		** Increase in SL Allocation **			2,144,972.00						
02	242111-00002	COMPETITIVE PROPOSALS									
		FY19 BASE BUDGET - ITS	02	024190	525,000.00	02	246210-00000	02	242111-00002	Y	
		** Increase in SL Allocation **			525,000.00						
02	242120-00000	INSTRUCTIONAL MEDIA SERVICES									
		FY19 BASE BUDGET - HECN	02	024190	2,563,451.00	02	246210-00000	02	242120-00000	Y	
		** Increase in SL Allocation **			2,563,451.00						
02	242200-00000	BUSH SCHOOL OF GOVERNMENT									
		FY19 BASE BUDGET - SGPS	02	024220	1,237,657.00	02	246210-00000	02	242200-00000	Y	
		** Increase in SL Allocation **			1,237,657.00						
02	242301-00000	DEAN OF VETERINARY MEDICINE									
		FY19 BASE BUDGET - CLVM	02	024230	1,562,225.00	02	246210-00000	02	242301-00000	Y	

Printed on a Xerox 9700 Laser Printing System at the Computing Services Center / Texas A&M University

Form: URGB01 (02/05/85)

CC	Account	Transaction Description	Offset CC	Offset Account	Amount	Actual Entry From CC	Actual Entry From Account	Actual Entry To CC	Actual Entry To Account	Feed	Mand
02	242301-00000	DEAN OF VETERINARY MEDICINE									
		VSCS	02	024230	60,184.00-	02	242301-00000	02	242373-00000	Y	
		IT, GRAD, OUTREACH, FACILITIES	02	024230	740,383.00	02	242303-00000	02	242301-00000	Y	
		VTPB	02	024230	125,256.00-	02	242301-00000	02	242374-00000	Y	
		VIBS	02	024230	131,584.00-	02	242301-00000	02	242371-00000	Y	
		VMTH	02	024230	200,000.00-	02	242301-00000	02	242377-00000	Y	
		VTPP	02	024230	179,552.00-	02	242301-00000	02	242375-00000	Y	
		VTPB WSGI	02	024230	144,683.00-	02	242301-00000	02	248307-00000	Y	
		** Increase in SL Allocation **			1,461,349.00						
02	242303-00000	VET MED - PROFESSIONAL PROGRAM									
		INF SUPPT	02	024230	4,613,612.00-	02	242303-00000	02	242306-00000	Y	
		FY19 BASE BUDGET - CLVM	02	024230	6,237,381.00	02	246210-00000	02	242303-00000	Y	
		IT, GRAD, OUTREACH, FACILITIES	02	024230	740,383.00-	02	242303-00000	02	242301-00000	Y	
		** Increase in SL Allocation **			883,386.00						
02	242306-00000	VET INFRASTRUCTURE									
		INF SUPPT	02	024230	4,613,612.00	02	242303-00000	02	242306-00000	Y	
		** Increase in SL Allocation **			4,613,612.00						
02	242371-00000	VET INTEGRATIVE BIOSCIENCES-UAT									
		VIBS	02	024230	131,584.00	02	242301-00000	02	242371-00000	Y	
		** Increase in SL Allocation **			131,584.00						
02	242373-00000	SMALL ANIMAL CLINICAL SCIENCES-U									
		VSCS	02	024230	60,184.00	02	242301-00000	02	242373-00000	Y	
		** Increase in SL Allocation **			60,184.00						
02	242374-00000	PATHOBIOLOGY - UAT									
		VTPB	02	024230	125,256.00	02	242301-00000	02	242374-00000	Y	
		** Increase in SL Allocation **			125,256.00						
02	242375-00000	PHYSIOLOGY & PHARMACOLOGY-UAT									
		VTPP	02	024230	179,552.00	02	242301-00000	02	242375-00000	Y	
		** Increase in SL Allocation **			179,552.00						
02	242377-00000	VET TEACHING HOSPITAL									
		VMTH	02	024230	200,000.00	02	242301-00000	02	242377-00000	Y	
		** Increase in SL Allocation **			200,000.00						
02	242405-00000	MEDICAL SCIENCES LIBRARY - DT									
		MATERIALS	02	024240	4,552,876.00	02	242406-00000	02	242405-00000	Y	
		** Increase in SL Allocation **			4,552,876.00						
02	242406-00000	LIBRARIES OPERATING									
		MATERIALS	02	024240	4,552,876.00-	02	242406-00000	02	242405-00000	Y	
		FY19 BASE BUDGET - LIBR	02	024240	26,946,022.00	02	246210-00000	02	242406-00000	Y	
		** Increase in SL Allocation **			22,393,146.00						

Printed on a Xerox 9700 Laser Printing System at the Computing Services Center / Texas A&M University

Form: URGB01 (02/05/85)

CC	Account	Transaction Description	Offset CC	Offset Account	Amount	Actual Entry From CC	Actual Entry From Account	Actual Entry To CC	Actual Entry To Account	Feed	Mand
02	242509-00000	HAZARDOUS WASTE DISPOSAL									
		FY19 DT ALLOC-WASTE	02	024250	317,142.00	02	024000	02	242509-00000	Y	
		** Increase in SL Allocation **			317,142.00						
02	243504-00000	FINANCIAL AID FLEXIBLE TUITION									
		FY19 BASE BUDGET - FAID	02	024350	25,252,926.00	02	246210-00000	02	243504-00000	Y	
		** Increase in SL Allocation **			25,252,926.00						
02	243506-00000	FINANCIAL AID FLEX TUITION-GRAD/									
		FY19 BASE BUDGET - FAID	02	024350	2,532,800.00	02	246210-00000	02	243506-00000	Y	
		** Increase in SL Allocation **			2,532,800.00						
02	243507-10000	CONTINGENT INCOME-INSTRUCTION (1									
		FY19 DT ALLOC-CONTINGENCY	02	024350	15,944,015.00	02	024000	02	243507-10000	Y	
		** Increase in SL Allocation **			15,944,015.00						
02	246004-00000	LAUNCH									
		FY19 BASE BUDGET - UHON	02	024600	225,000.00	02	246210-00000	02	246004-00000	Y	
			02	024600	30,000.00-	02	246004-00000	02	246004-13000	Y	
			02	024600	21,000.00-	02	246004-00000	02	246004-37000	Y	
			02	024600	1,000.00-	02	246004-00000	02	246004-33000	Y	
			02	024600	170,000.00-	02	246004-00000	02	246004-26000	Y	
		** Increase in SL Allocation **			3,000.00						
02	246004-13000	LC - FOCUS									
			02	024600	30,000.00	02	246004-00000	02	246004-13000	Y	
		** Increase in SL Allocation **			30,000.00						
02	246004-26000	HONORS - SUPPLEMENTAL FUNDING									
			02	024600	170,000.00	02	246004-00000	02	246004-26000	Y	
		** Increase in SL Allocation **			170,000.00						
02	246004-33000	UGR - SUMMER PROGRAMS									
			02	024600	1,000.00	02	246004-00000	02	246004-33000	Y	
		** Increase in SL Allocation **			1,000.00						
02	246004-37000	UGR - HUMANITIES & ARTS INITIATI									
			02	024600	21,000.00	02	246004-00000	02	246004-37000	Y	
		** Increase in SL Allocation **			21,000.00						
02	246031-00000	OFFICE OF EXTERNAL FACULTY RECOG									
		FY19 BASE BUDGET - OEFR	02	024600	120,000.00	02	246210-00000	02	246031-00000	Y	
		** Increase in SL Allocation **			120,000.00						
02	246033-00000	HEC MCALLEN OPERATIONS									
		FY19 BASE BUDGET - MHEC	02	024600	200,000.00	02	246210-00000	02	246033-00000	Y	
		** Increase in SL Allocation **			200,000.00						

Printed on a Xerox 9700 Laser Printing System at the Computing Services Center / Texas A&M University

Form: URGB01 (02/05/85)

CC	Account	Transaction Description	Offset CC	Offset Account	Amount	Actual Entry From CC	Actual Entry From Account	Actual Entry To CC	Actual Entry To Account	Feed	Mand
02	246034-00000	NATIONAL MERIT 5TH YEAR STIPEND									
		FY19 BASE BUDGET - FAID	02	024600	4,701,913.00	02	246210-00000	02	246034-00000	Y	
		** Increase in SL Allocation **			4,701,913.00						
02	246142-00000	ASSOCIATE PROVOST FOR ACADEMIC									
		FY19 BASE BUDGET - APAA	02	024600	275,000.00	02	246210-00000	02	246142-00000	Y	
		** Increase in SL Allocation **			275,000.00						
02	246205-00000	ENHANCING EXCELLENCE IN RESEARCH									
			02	024600	1,500,000.00	02	246206-00000	02	246205-00000	Y	
		** Increase in SL Allocation **			1,500,000.00						
02	246206-00000	ENHANCING EXCELLENCE IN RESEARCH									
			02	024600	138,340.00-	02	246206-00000	02	248318-00000	Y	
		FY19 BASE BUDGET - URES	02	024600	2,813,663.00	02	246210-00000	02	246206-00000	Y	
			02	024600	1,500,000.00-	02	246206-00000	02	246205-00000	Y	
		** Increase in SL Allocation **			1,175,323.00						
02	246210-00000	ACADEMIC AFFAIRS BUDGET ALLOCATI									
		FY19 BASE BUDGET - APAA	02	024600	130,000.00-	02	246210-00000	02	240045-00000	Y	
		FY19 BASE BUDGET - CMSE	02	024600	254,000.00-	02	246210-00000	02	246222-00000	Y	
		FY19 BASE BUDGET - IQSE	02	024600	440,481.00-	02	246210-00000	02	248302-00000	Y	
		FY19 BASE BUDGET - GRST	02	024600	1,149,125.00-	02	246210-00000	02	248006-00000	Y	
		FY19 BASE BUDGET - FAID	02	024600	14,128,202.00-	02	246210-00000	02	248001-00000	Y	
		FY19 BASE BUDGET - AVPA	02	024600	55,000.00-	02	246210-00000	02	246928-00000	Y	
		FY19 BASE BUDGET - ISED	02	024600	700,000.00-	02	246210-00000	02	246256-00000	Y	
		FY19 BASE BUDGET - VPROV	02	024600	450,000.00-	02	246210-00000	02	246255-00000	Y	
		FY19 BASE BUDGET - GRST	02	024600	14,922,654.00-	02	246210-00000	02	248010-00000	Y	
		FY19 BASE BUDGET - PROV	02	024600	13,069,980.00-	02	246210-00000	02	246254-00000	Y	
		AACDC OT	02	024600	70,000.00-	02	246210-00000	02	240002-16000	Y	
		FY19 BASE BUDGET - TIAS	02	024600	449,082.00-	02	246210-00000	02	248318-00000	Y	
		FY19 BASE BUDGET - TAMIN	02	024600	34,247.00-	02	246210-00000	02	248305-00000	Y	
		FY19 BASE BUDGET - PROV	02	024600	199,289.00-	02	246210-00000	02	240002-00000	Y	
		FY19 BASE BUDGET - FAID	02	024600	2,532,800.00-	02	246210-00000	02	243506-00000	Y	
		FY19 BASE BUDGET - MHEC	02	024600	200,000.00-	02	246210-00000	02	246033-00000	Y	
		FY19 BASE BUDGET - UHON	02	024600	225,000.00-	02	246210-00000	02	246004-00000	Y	
		FY19 BASE BUDGET - URES	02	024600	2,813,663.00-	02	246210-00000	02	246206-00000	Y	
		FY19 BASE BUDGET - OEFR	02	024600	120,000.00-	02	246210-00000	02	246031-00000	Y	
		FY19 BASE BUDGET - FAID	02	024600	25,252,926.00-	02	246210-00000	02	243504-00000	Y	
		FY19 BASE BUDGET - APAA	02	024600	275,000.00-	02	246210-00000	02	246142-00000	Y	
		FY19 BASE BUDGET - LIBR	02	024600	26,946,022.00-	02	246210-00000	02	242406-00000	Y	
		FY19 BASE BUDGET - FAID	02	024600	4,701,913.00-	02	246210-00000	02	246034-00000	Y	
		FY19 BASE BUDGET - IFSS	02	024600	11,356.00-	02	246210-00000	02	242100-00000	Y	
		FY19 BASE BUDGET - CLVM	02	024600	1,562,225.00-	02	246210-00000	02	242301-00000	Y	
		FY19 BASE BUDGET - ITS	02	024600	525,000.00-	02	246210-00000	02	242111-00002	Y	
		FY19 BASE BUDGET - HECN	02	024600	2,563,451.00-	02	246210-00000	02	242120-00000	Y	
		FY19 BASE BUDGET - ITS	02	024600	2,144,972.00-	02	246210-00000	02	242111-00000	Y	

Printed on a Xerox 9700 Laser Printing System at the Computing Services Center / Texas A&M University

Form: URGB01 (02/05/85)

CC	Account	Transaction Description	--- Offset --- CC	Account	Amount	-------- Actual Entry --------- ---- From ----- CC	Account	----- To ------ CC	Account	Feed	Mand
02	246210-00000	ACADEMIC AFFAIRS BUDGET ALLOCATI									
		FY19 BASE BUDGET - SGPS	02	024600	1,237,657.00-	02	246210-00000	02	242200-00000	Y	
		FY19 BASE BUDGET - CLVM	02	024600	6,237,381.00-	02	246210-00000	02	242303-00000	Y	
		FY19 BASE BUDGET - CHEM	02	024600	2,120.00-	02	246210-00000	02	242033-00000	Y	
		FY19 BASE BUDGET - TEXC	02	024600	77,930.00-	02	246210-00000	02	242035-00000	Y	
		FY19 BASE BUDGET - TEXC	02	024600	45,000.00-	02	246210-00000	02	241951-00000	Y	
		FY19 BASE BUDGET - PDEV	02	024600	40,000.00-	02	246210-00000	02	242037-00000	Y	
		FY19 BASE BUDGET - DOF	02	024600	17,626.00-	02	246210-00000	02	242090-00000	Y	
		FY19 BASE BUDGET - DOF	02	024600	1,000,000.00-	02	246210-00000	02	241946-10000	Y	
		FY19 BASE BUDGET - PPO	02	024600	707,892.00-	02	246210-00000	02	242037-00000	Y	
		FY19 BASE BUDGET - CGE	02	024600	2,036,432.00-	02	246210-00000	02	241590-00000	Y	
		FY19 BASE BUDGET - ATLT	02	024600	31,598.00-	02	246210-00000	02	241944-00000	Y	
		FY19 BASE BUDGET - APDF-CALL	02	024600	20,867.00-	02	246210-00000	02	241620-00000	Y	
		FY19 BASE BUDGET - CSC	02	024600	10,418,174.00-	02	246210-00000	02	241810-00000	Y	
		FY19 BASE BUDGET - CLLA	02	024600	9,341,147.00-	02	246210-00000	02	241617-00000	Y	
		FY19 BASE BUDGET - FACS	02	024600	9,349.00-	02	246210-00000	02	241911-00000	Y	
		FY19 BASE BUDGET - DOF	02	024600	31,000.00-	02	246210-00000	02	241946-00000	Y	
		FY19 BASE BUDGET - AST	02	024600	1,195,000.00-	02	246210-00000	02	240294-00000	Y	
		FY19 BASE BUDGET - CED	02	024600	8,356,659.00-	02	246210-00000	02	241302-00000	Y	
		FY19 BASE BUDGET - CLW	02	024600	3,560,662.00-	02	246210-00000	02	241094-00000	Y	
		FY19 BASE BUDGET - CLAR	02	024600	5,046,561.00-	02	246210-00000	02	241190-00000	Y	
		FY19 BASE BUDGET - CAG	02	024600	7,711,461.00-	02	246210-00000	02	241091-00000	Y	
		FY19 BASE BUDGET - CBA	02	024600	4,772,443.00-	02	246210-00000	02	241290-00000	Y	
		FY19 BASE BUDGET - CEN	02	024600	23,641,056.00-	02	246210-00000	02	241414-00000	Y	
		FY19 BASE BUDGET - UHON	02	024600	169,500.00-	02	246210-00000	02	240100-00000	Y	
		FY19 BASE BUDGET - EIS	02	024600	3,193,596.00-	02	246210-00000	02	240291-00000	Y	
		FY19 BASE BUDGET - IDIV	02	024600	2,000,000.00-	02	246210-00000	02	240193-00000	Y	
		FY19 BASE BUDGET - OOIA	02	024600	142,310.00-	02	246210-00000	02	240197-00000	Y	
		FY19 BASE BUDGET - URES	02	024600	969,420.00-	02	246210-00000	02	240189-00000	Y	
		FY19 BASE BUDGET - ADMI	02	024600	523,591.00-	02	246210-00000	02	240218-00000	Y	
		FY19 BASE BUDGET - AABS	02	024600	90,000.00-	02	246210-00000	02	240292-00000	Y	
		FY19 DT ALLOC-AA	02	024600	208,552,820.00	02	024000	02	246210-00000	Y	
		** Decrease in SL Allocation **			0.00						
02	246222-00000	ASST PROVOST FOR UG STUDIES									
		FY19 BASE BUDGET - CMSE	02	024600	254,000.00	02	246210-00000	02	246222-00000	Y	
		** Increase in SL Allocation **			254,000.00						
02	246254-00000	PROVOST INITIATIVES									
		FY19 BASE BUDGET - PROV	02	024600	13,069,980.00	02	246210-00000	02	246254-00000	Y	
		** Increase in SL Allocation **			13,069,980.00						
02	246255-00000	VICE PROVOST INITIATIVES									
		FY19 BASE BUDGET - VPROV	02	024600	450,000.00	02	246210-00000	02	246255-00000	Y	
		** Increase in SL Allocation **			450,000.00						
02	246256-00000	SCHOOL OF INNOVATION/ECON DEVELO									
		FY19 BASE BUDGET - ISED	02	024600	700,000.00	02	246210-00000	02	246256-00000	Y	
		** Increase in SL Allocation **			700,000.00						

Printed on a Xerox 9700 Laser Printing System at the Computing Services Center / Texas A&M University

Form: URGB01 (02/05/85)

CC	Account	Transaction Description	Offset CC	Offset Account	Amount	Actual Entry From CC	Actual Entry From Account	Actual Entry To CC	Actual Entry To Account	Feed	Mand
02	246799-00000	GRADUATE PROGRAM ENHANCEMENT-CLV									
		CEN OT	02	024600	91,853.00	02	248010-00000	02	246799-00000	Y	
		** Increase in SL Allocation **			91,853.00						
02	246819-00000	KEY SHOP									
		FY19 DT ALLOC-KEY SHOP	02	024000	180,621.00	02	024000	02	246819-00000	Y	
		** Increase in SL Allocation **			180,621.00						
02	246896-00000	GRAD PGR ENHANCEMENT - GEOSCIENC									
		CLVM OT	02	024600	21,919.00	02	248010-00000	02	246896-00000	Y	
		** Increase in SL Allocation **			21,919.00						
02	246898-00000	GRAD PRGM ENHANCEMENT-LIBERAL AR									
		CLLA OT	02	024600	42,976.00	02	248010-00000	02	246898-00000	Y	
		** Increase in SL Allocation **			42,976.00						
02	246912-00000	GRAD PRGM ENHANCEMENT - CLBA									
		CBA OT	02	024600	171,201.00	02	248010-00000	02	246912-00000	Y	
		** Increase in SL Allocation **			171,201.00						
02	246928-00000	AVPA OPERATIONS									
		FY19 BASE BUDGET - AVPA	02	024600	55,000.00	02	246210-00000	02	246928-00000	Y	
		** Increase in SL Allocation **			55,000.00						
02	248001-00000	BRIDGE TO AGGIELAND SCHOLARSHIP									
		FY19 BASE BUDGET - FAID	02	024800	14,128,202.00	02	246210-00000	02	248001-00000	Y	
		** Increase in SL Allocation **			14,128,202.00						
02	248006-00000	GRADUATE DIVERSITY FELLOWSHIP									
		FY19 BASE BUDGET - GRST	02	024800	1,149,125.00	02	246210-00000	02	248006-00000	Y	
		** Increase in SL Allocation **			1,149,125.00						
02	248010-00000	GRAD STUDENT SUPPORT									
		FY19 BASE BUDGET - GRST	02	024800	14,922,654.00	02	246210-00000	02	248010-00000	Y	
		CED OT	02	024800	889,787.00-	02	248010-00000	02	248015-00000	Y	
		CEN OT	02	024800	483,000.00-	02	248010-00000	02	248339-00000	Y	
		BUSH OT	02	024800	60,000.00-	02	248010-00000	02	248341-00000	Y	
		CLLA OT	02	024800	120,000.00-	02	248010-00000	02	248340-00000	Y	
		CSC OT	02	024800	132,000.00-	02	248010-00000	02	248342-00000	Y	
		CLAR OT	02	024800	426,577.00-	02	248010-00000	02	248012-00000	Y	
		CEN OT	02	024800	1,880,423.00-	02	248010-00000	02	248016-00000	Y	
		CAG OT	02	024800	177,000.00-	02	248010-00000	02	248338-00000	Y	
		CLVM OT	02	024800	45,000.00-	02	248010-00000	02	248245-00000	Y	
		CLLA OT	02	024800	630,421.00-	02	248010-00000	02	248018-00000	Y	
		CBA OT	02	024800	187,500.00-	02	248010-00000	02	248336-00000	Y	
		CSC OT	02	024800	717,393.00-	02	248010-00000	02	248019-00000	Y	
		CED OT	02	024800	158,685.00-	02	248010-00000	02	248330-00000	Y	

Printed on a Xerox 9700 Laser Printing System at the Computing Services Center / Texas A&M University

Form: URGB01 (02/05/85)

CC	Account	Transaction Description	Offset CC	Offset Account	Amount	Actual Entry From CC	Actual Entry From Account	Actual Entry To CC	Actual Entry To Account	Feed	Mand
02	248010-00000	GRAD STUDENT SUPPORT									
		CLGE OT	02	024800	249,549.00-	02	248010-00000	02	248017-00000	Y	
		CLGE OT	02	024800	48,000.00-	02	248010-00000	02	248337-00000	Y	
		CLVM OT	02	024800	303,942.00-	02	248010-00000	02	248020-00000	Y	
		CSC OT	02	024800	87,209.00-	02	248010-00000	02	248329-00000	Y	
		CBA OT	02	024800	926,298.00-	02	248010-00000	02	248014-00000	Y	
		CAG OT	02	024800	915,806.00-	02	248010-00000	02	248011-00000	Y	
		CLLA OT	02	024800	42,976.00-	02	248010-00000	02	246898-00000	Y	
		BUSH OT	02	024800	360,606.00-	02	248010-00000	02	248013-00000	Y	
		CLVM OT	02	024800	21,919.00-	02	248010-00000	02	246896-00000	Y	
		CBA OT	02	024800	171,201.00-	02	248010-00000	02	246912-00000	Y	
		CLAR OT	02	024800	76,500.00-	02	248010-00000	02	241191-00000	Y	
		CEN OT	02	024800	91,853.00-	02	248010-00000	02	246799-00000	Y	
		CED OT	02	024800	312,624.00-	02	248010-00000	02	241411-00000	Y	
		CED OT	02	024800	171,000.00-	02	248010-00000	02	241392-00000	Y	
		CAG OT	02	024800	30,982.00-	02	248010-00000	02	240919-00000	Y	
		** Increase in SL Allocation **			5,204,403.00						
02	248011-00000	GRADUATE STRATEGIC SUPPORT - CLA									
		CAG OT	02	024800	915,806.00	02	248010-00000	02	248011-00000	Y	
		** Increase in SL Allocation **			915,806.00						
02	248012-00000	GRADUATE STRATEGIC SUPPORT - CLA									
		CLAR OT	02	024800	426,577.00	02	248010-00000	02	248012-00000	Y	
		RECRUITING	02	024800	49,817.00-	02	248012-00000	02	248012-10000	Y	
		LAUP	02	024800	30,000.00-	02	248012-00000	02	248028-00000	Y	
		VIZA	02	024800	30,000.00-	02	248012-00000	02	248029-00000	Y	
		COSC	02	024800	30,000.00-	02	248012-00000	02	248027-00000	Y	
		ARCH	02	024800	30,000.00-	02	248012-00000	02	248026-00000	Y	
		** Increase in SL Allocation **			256,760.00						
02	248012-10000	GRADUATE RECRUITMENT - CLAR									
		RECRUITING	02	024800	49,817.00	02	248012-00000	02	248012-10000	Y	
		** Increase in SL Allocation **			49,817.00						
02	248013-00000	GRADUATE STRATEGIC SUPPORT - SGP									
		BUSH OT	02	024800	360,606.00	02	248010-00000	02	248013-00000	Y	
		** Increase in SL Allocation **			360,606.00						
02	248014-00000	GRADUATE STRATEGIC SUPPORT - CLB									
		CBA OT	02	024800	926,298.00	02	248010-00000	02	248014-00000	Y	
		** Increase in SL Allocation **			926,298.00						
02	248015-00000	GRADUATE STRATEGIC SUPPORT - CLE									
		CED OT	02	024800	889,787.00	02	248010-00000	02	248015-00000	Y	
		** Increase in SL Allocation **			889,787.00						

Printed on a Xerox 9700 Laser Printing System at the Computing Services Center / Texas A&M University

Form: URGB01 (02/05/85)

CC	Account	Transaction Description	--- Offset --- CC	Account	Amount	-------- Actual Entry --------- ---- From ----- CC	Account	----- To ------ CC	Account	Feed	Mand
02	248016-00000	GRADUATE STRATEGIC SUPPORT - CLE									
		CEN OT	02	024800	1,880,423.00	02	248010-00000	02	248016-00000	Y	
		** Increase in SL Allocation **			1,880,423.00						
02	248017-00000	GRADUATE STRATEGIC SUPPORT - CLG									
		CLGE OT	02	024800	249,549.00	02	248010-00000	02	248017-00000	Y	
		FY19 GRAD MERIT FELLOWSHIPS	02	024800	84,000.00-	02	248017-00000	02	248017-00007	Y	
		FY19 STRATEGIC - OCNG	02	024800	27,581.00-	02	248017-00000	02	248017-40000	Y	
		FY19 STRATEGIC - ATMO	02	024800	17,309.00-	02	248017-00000	02	248017-30000	Y	
		FY19 STRATEGIC - GEOL	02	024800	44,080.00-	02	248017-00000	02	248017-20000	Y	
		FY19 STRATEGIC - GEOG	02	024800	23,082.00-	02	248017-00000	02	248017-10000	Y	
		FY19 GRAD RECRUITMENT	02	024800	25,072.00-	02	248017-00000	02	248017-00004	Y	
		** Increase in SL Allocation **			28,425.00						
02	248017-00004	GR-GRAD RECRUITING									
		FY19 GRAD RECRUITMENT	02	024800	25,072.00	02	248017-00000	02	248017-00004	Y	
		** Increase in SL Allocation **			25,072.00						
02	248017-00007	GR-GRAD MERIT FELLOWSHIP - CLGE									
		FY19 GRAD MERIT FELLOWSHIPS	02	024800	84,000.00	02	248017-00000	02	248017-00007	Y	
		** Increase in SL Allocation **			84,000.00						
02	248017-10000	GRADUATE STRATEGIC SUPPORT - GEO									
		FY19 STRATEGIC - GEOG	02	024800	23,082.00	02	248017-00000	02	248017-10000	Y	
		** Increase in SL Allocation **			23,082.00						
02	248017-20000	GRADUATE STRATEGIC SUPPORT - GEO									
		FY19 STRATEGIC - GEOL	02	024800	44,080.00	02	248017-00000	02	248017-20000	Y	
		** Increase in SL Allocation **			44,080.00						
02	248017-30000	GRADUATE STRATEGIC SUPPORT - MET									
		FY19 STRATEGIC - ATMO	02	024800	17,309.00	02	248017-00000	02	248017-30000	Y	
		** Increase in SL Allocation **			17,309.00						
02	248017-40000	GRADUATE STRATEGIC SUPPORT - OCN									
		FY19 STRATEGIC - OCNG	02	024800	27,581.00	02	248017-00000	02	248017-40000	Y	
		** Increase in SL Allocation **			27,581.00						
02	248018-00000	GRADUATE STRATEGIC SUPPORT - CLL									
		CLLA OT	02	024800	630,421.00	02	248010-00000	02	248018-00000	Y	
		** Increase in SL Allocation **			630,421.00						
02	248019-00000	GRADUATE STRATEGIC SUPPORT - CLS									
		CSC OT	02	024800	717,393.00	02	248010-00000	02	248019-00000	Y	
		** Increase in SL Allocation **			717,393.00						
02	248020-00000	GRADUATE STRATEGIC SUPPORT - CLV									
		CLVM OT	02	024800	303,942.00	02	248010-00000	02	248020-00000	Y	
		** Increase in SL Allocation **			303,942.00						

Printed on a Xerox 9700 Laser Printing System at the Computing Services Center / Texas A&M University

Form: URGB01 (02/05/85)

CC	Account	Transaction Description	Offset CC	Offset Account	Amount	Actual Entry From CC	Actual Entry From Account	Actual Entry To CC	Actual Entry To Account	Feed	Mand
02	248023-00000	TUITION REBATES									
		FY19 DT ALLOC-TUITION REBATE	02	024800	1,550,000.00	02	024000	02	248023-00000	Y	
		** Increase in SL Allocation **			1,550,000.00						
02	248024-00000	VP FOR GOVERNMENTAL AFFAIRS									
		FY19 DT ALLOC-GOVT	02	024800	361,690.00	02	024000	02	248024-00000	Y	
		** Increase in SL Allocation **			361,690.00						
02	248026-00000	GRADUATE STRATEGIC SUPPORT - ARC									
		ARCH	02	024800	30,000.00	02	248012-00000	02	248026-00000	Y	
		** Increase in SL Allocation **			30,000.00						
02	248027-00000	GRADUATE STRATEGIC SUPPORT - COS									
		COSC	02	024800	30,000.00	02	248012-00000	02	248027-00000	Y	
		** Increase in SL Allocation **			30,000.00						
02	248028-00000	GRADUATE STRATEGIC SUPPORT - LAU									
		LAUP	02	024800	30,000.00	02	248012-00000	02	248028-00000	Y	
		** Increase in SL Allocation **			30,000.00						
02	248029-00000	GRADUATE STRATEGIC SUPPORT - VIZ									
		VIZA	02	024800	30,000.00	02	248012-00000	02	248029-00000	Y	
		** Increase in SL Allocation **			30,000.00						
02	248245-00000	GRAD MERIT - CLVM									
		CLVM OT	02	024800	45,000.00	02	248010-00000	02	248245-00000	Y	
		** Increase in SL Allocation **			45,000.00						
02	248302-00000	INSTITUTE FOR QUANTUM SCIENCE									
		FY19 BASE BUDGET - IQSE	02	024830	440,481.00	02	246210-00000	02	248302-00000	Y	
		** Increase in SL Allocation **			440,481.00						
02	248304-00000	INST DIGITAL HUMANITIES, MEDIA									
		IDHM	02	024830	50,000.00	02	241617-00000	02	248304-00000	Y	
		** Increase in SL Allocation **			50,000.00						
02	248305-00000	TAMU INSTITUTE FOR NEUROSCIENCE									
		FY19 BASE BUDGET - TAMIN	02	024830	34,247.00	02	246210-00000	02	248305-00000	Y	
		** Increase in SL Allocation **			34,247.00						
02	248306-00000	APPLIED MATHEMATICAL, STATISTIC									
		AMP-APPLIED MATHEMATICAL STAT.	02	024830	16,725.00	02	241810-00000	02	248306-00000	Y	
		** Increase in SL Allocation **			16,725.00						
02	248307-00000	WHOLE SYSTEMS GENOMICS INITIATIV									
		VTPB WSGI	02	024830	144,683.00	02	242301-00000	02	248307-00000	Y	
		** Increase in SL Allocation **			144,683.00						

Printed on a Xerox 9700 Laser Printing System at the Computing Services Center / Texas A&M University

Form: URGB01 (02/05/85)

CC	Account	Transaction Description	Offset CC	Offset Account	Amount	Actual Entry From CC	Actual Entry From Account	Actual Entry To CC	Actual Entry To Account	Feed	Mand
02	248309-00000	NUCLEAR SOLUTIONS INSTITUTE									
		AMP-NUCLEAR SOLUTIONS INST.	02	024830	18,000.00	02	241810-00000	02	248309-00000	Y	
		** Increase in SL Allocation **			18,000.00						
02	248318-00000	HAGLER INSTITUTE FOR ADVANCED ST									
		FY19 BASE BUDGET - TIAS	02	024830	449,082.00	02	246210-00000	02	248318-00000	Y	
			02	024830	138,340.00	02	246206-00000	02	248318-00000	Y	
		** Increase in SL Allocation **			587,422.00						
02	248329-00000	GRAD ENHANCEMENT-CLSC									
		CSC OT	02	024800	87,209.00	02	248010-00000	02	248329-00000	Y	
		** Increase in SL Allocation **			87,209.00						
02	248330-00000	GRAD ENHANCEMENT-CLED									
		CED OT	02	024800	158,685.00	02	248010-00000	02	248330-00000	Y	
		** Increase in SL Allocation **			158,685.00						
02	248336-00000	GRAD MERIT-CLBA									
		CBA OT	02	024800	187,500.00	02	248010-00000	02	248336-00000	Y	
		** Increase in SL Allocation **			187,500.00						
02	248337-00000	GRAD MERIT-CLGE									
		CLGE OT	02	024800	48,000.00	02	248010-00000	02	248337-00000	Y	
		** Increase in SL Allocation **			48,000.00						
02	248338-00000	GRAD MERIT-CLAG									
		CAG OT	02	024800	177,000.00	02	248010-00000	02	248338-00000	Y	
		** Increase in SL Allocation **			177,000.00						
02	248339-00000	GRAD MERIT-CLEN									
		CEN OT	02	024800	483,000.00	02	248010-00000	02	248339-00000	Y	
		** Increase in SL Allocation **			483,000.00						
02	248340-00000	GRAD MERIT-CLLA									
		CLLA OT	02	024800	120,000.00	02	248010-00000	02	248340-00000	Y	
		** Increase in SL Allocation **			120,000.00						
02	248341-00000	GRAD MERIT-SGPS									
		BUSH OT	02	024800	60,000.00	02	248010-00000	02	248341-00000	Y	
		** Increase in SL Allocation **			60,000.00						
02	248342-00000	GRAD MERIT-CLSC									
		CSC OT	02	024800	132,000.00	02	248010-00000	02	248342-00000	Y	
		** Increase in SL Allocation **			132,000.00						
02	249902-00000	ORP DIFF - INSTITUTIONAL SUPPORT									
		FY19 BENEFIT ALLOCATION	02	024990	1,133,288.00	02	024000	02	249902-00000	Y	
		** Increase in SL Allocation **			1,133,288.00						

Printed on a Xerox 9700 Laser Printing System at the Computing Services Center / Texas A&M University

Form: URGB01 (02/05/85)

CC	Account	Transaction Description	Offset CC	Offset Account	Amount	Actual Entry From CC	Actual Entry From Account	Actual Entry To CC	Actual Entry To Account	Feed	Mand
02	249907-00000	ORP DIFF - VET MED									
		FY19 BENEFIT ALLOCATION	02	024990	87,281.00	02	024000	02	249907-00000	Y	
		** Increase in SL Allocation **			87,281.00						
02	249908-00000	ACAP ASSESSMENT - DT									
		FY19 DT ALLOC-ACAP	02	024990	915,263.00	02	024000	02	249908-00000	Y	
		** Increase in SL Allocation **			915,263.00						
02	249909-00000	ACAP ASSESSMENT - DT									
		FY19 DT ALLOC-ACAP	02	024990	91,737.00	02	024000	02	249909-00000	Y	
		** Increase in SL Allocation **			91,737.00						
02	249912-00000	CENTRAL FUNDED GIP-RES									
		FY19 BENEFIT ALLOCATION	02	024990	84,259.00	02	024000	02	249912-00000	Y	
		** Increase in SL Allocation **			84,259.00						
02	249916-00000	LONGEVITY-ACADEMIC SUPPORT									
		FY19 BENEFIT ALLOCATION	02	024990	1,229,603.00	02	024000	02	249916-00000	Y	
		** Increase in SL Allocation **			1,229,603.00						
02	249920-00000	LONGEVITY-RESEARCH									
		FY19 BENEFIT ALLOCATION	02	024990	172,495.00	02	024000	02	249920-00000	Y	
		** Increase in SL Allocation **			172,495.00						
02	249925-00000	SAL RELATED BENEFITS-RES									
		FY19 BENEFIT ALLOCATION	02	024990	110,886.00	02	024000	02	249925-00000	Y	
		** Increase in SL Allocation **			110,886.00						
02	249926-00000	SAL RELATED BENEFITS-IS									
		FY19 BENEFIT ALLOCATION	02	024990	4,555.00	02	024000	02	249926-00000	Y	
		** Increase in SL Allocation **			4,555.00						
02	249927-00000	SAL RELATED BENEFITS-OM									
		FY19 BENEFIT ALLOCATION	02	024990	923.00	02	024000	02	249927-00000	Y	
		** Increase in SL Allocation **			923.00						
02	249928-00000	CENTRAL FUNDED GIP-IS									
		FY19 BENEFIT ALLOCATION	02	024990	1,880.00	02	024000	02	249928-00000	Y	
		** Increase in SL Allocation **			1,880.00						
02	249929-00000	CENTRAL FUNDED GIP-OM									
		FY19 BENEFIT ALLOCATION	02	024990	1,193.00	02	024000	02	249929-00000	Y	
		** Increase in SL Allocation **			1,193.00						
02	249930-00000	LONGEVITY-INSTITUTIONAL SUPPORT									
		FY19 BENEFIT ALLOCATION	02	024990	445,385.00	02	024000	02	249930-00000	Y	
		** Increase in SL Allocation **			445,385.00						

Printed on a Xerox 9700 Laser Printing System at the Computing Services Center / Texas A&M University

Form: URGB01 (02/05/85)

CC	Account	Transaction Description	Offset CC	Offset Account	Amount	Actual Entry From CC	Actual Entry From Account	Actual Entry To CC	Actual Entry To Account	Feed	Mand
02	249931-00000	LONGEVITY-OPER & MAINT OF PLANT									
		FY19 BENEFIT ALLOCATION	02	024990	135,551.00	02	024000	02	249931-00000	Y	
		** Increase in SL Allocation **			135,551.00						
02	249934-00000	LONGEVITY-PUBLIC SERVICE									
		FY19 BENEFIT ALLOCATION	02	024990	38,748.00	02	024000	02	249934-00000	Y	
		** Increase in SL Allocation **			38,748.00						
02	249935-00000	LONGEVITY-VET MEDICINE									
		FY19 BENEFIT ALLOCATION	02	024990	437,230.00	02	024000	02	249935-00000	Y	
		** Increase in SL Allocation **			437,230.00						
02	249936-00000	LONGEVITY-INSTRUCTION									
		FY19 BENEFIT ALLOCATION	02	024990	708,716.00	02	024000	02	249936-00000	Y	
		** Increase in SL Allocation **			708,716.00						
02	249937-00000	LONGEVITY-STUDENT SERVICES									
		FY19 BENEFIT ALLOCATION	02	024990	270,627.00	02	024000	02	249937-00000	Y	
		** Increase in SL Allocation **			270,627.00						
02	270160-00000	UTILITIES & ENERGY SERVICES									
		FY19 SECO LOAN II	02	027016	593,201.00-	02	270160-00000	02	026901	Y	
		FY19 COMMERCIAL PAPER	02	027016	1,999,444.00-	02	270160-00000	02	027016	Y	
		FY19 DEBT SERVICE	02	027016	10,313,330.00-	02	270160-00000	02	027016	Y	
		** Decrease in SL Allocation **			12,905,975.00-						
02	270260-00000	PROCUREMENT SERVICES									
		FY19 INV EARNINGS ALLOC	02	027026	436,728.00	02	211080-00000	02	270260-00000	Y	
		HSC Operating Costs -Procurement	02	027026	17,200.00	02	203390-00000	02	270260-00000	Y	
		GALV SHARED SVCS PROCUREMENT	02	027026	93,094.00	02	203390-00000	02	270260-00000	Y	
		** Increase in SL Allocation **			547,022.00						
02	270300-00000	TEXAS A&M INFORMATION TECHNOLOGY									
		FY19 DEBT SERVICE	02	027030	192,040.00-	02	270300-00000	02	027030	Y	
		** Decrease in SL Allocation **			192,040.00-						
02	270990-00000	PURCHASED UTILITIES									
		FY19 SECO LOAN_CL243	02	027099	542,911.00-	02	270990-00000	02	026902	Y	
		FY19 EST SECO LOAN #5	02	027099	580,592.00-	02	270990-00000	02	027099	Y	
		FY19 EST SECO LOAN #4	02	027099	575,026.00-	02	270990-00000	02	027099	Y	
		** Decrease in SL Allocation **			1,698,529.00-						
02	271150-00000	AUXILIARY OVERHEAD ASSESSMENT									
		FY19 AUX ASSESS ALLOC-PRES	02	027115	111,988.00-	02	271150-00000	02	271160-00000	Y	
		FY19 AUX ASSESS ALLOC-MASD	02	027115	40,578.00-	02	271150-00000	02	271360-00000	Y	
		FY19 AUX ASSESS ALLOC-PURS	02	027115	539,231.00-	02	271150-00000	02	272010-00000	Y	
		FY19 AUX ASSESS ALLOC-SYSTEM	02	027115	2,409,305.00-	02	271150-00000	02	271400-00000	Y	

Printed on a Xerox 9700 Laser Printing System at the Computing Services Center / Texas A&M University

Form: URGB01 (02/05/85)

CC	Account	Transaction Description	--- Offset --- CC	Account	Amount	-------- Actual Entry --------- ---- From ----- CC	Account	----- To ------ CC	Account	Feed	Mand
02	271150-00000	AUXILIARY OVERHEAD ASSESSMENT									
		FY19 AUX ASSESS ALLOC-FCOR	02	027115	151,048.00-	02	271150-00000	02	271600-00000	Y	
		FY19 AUX ASSESS ALLOC-BACKGR	02	027115	175,000.00-	02	271150-00000	02	271410-00000	Y	
		FY19 AUX ASSESS ALLOC-CCOM	02	027115	38,609.00-	02	271150-00000	02	271380-00000	Y	
		FY19 AUX ASSESS ALLOC-HUMR	02	027115	737,313.00-	02	271150-00000	02	271740-00000	Y	
		FY19 AUX ASSESS ALLOC-UNIV ARC	02	027115	38,000.00-	02	271150-00000	02	271180-00000	Y	
		FY19 AUX ASSESS ALLOC-EHSD	02	027115	354,003.00-	02	271150-00000	02	271350-00000	Y	
		FY19 AUX ASSESS ALLOC-VPFN	02	027115	309,148.00-	02	271150-00000	02	271260-00000	Y	
		FY19 AUX ASSESS ALLOC-CEE	02	027115	466,603.00-	02	271150-00000	02	271290-00000	Y	
		FY19 AUX ASSESS ALLOC-OBAS	02	027115	4,869.00-	02	271150-00000	02	271270-00000	Y	
		FY19 AUX ASSESS ALLOC-COPS	02	027115	492,014.00-	02	271150-00000	02	271250-00000	Y	
		FY19 AUX ASSESS ALLOC-VPMC	02	027115	222,526.00-	02	271150-00000	02	271330-00000	Y	
		** Decrease in SL Allocation **			6,090,235.00-						
02	271160-00000	PRESIDENT'S OFFICE									
		FY19 AUX ASSESS ALLOC-PRES	02	027116	111,988.00	02	271150-00000	02	271160-00000	Y	
		** Increase in SL Allocation **			111,988.00						
02	271180-00000	UNIVERSITY ARCHITECT									
		FY19 AUX ASSESS ALLOC-UNIV ARC	02	027118	38,000.00	02	271150-00000	02	271180-00000	Y	
		** Increase in SL Allocation **			38,000.00						
02	271250-00000	UNIVERSITY POLICE									
		FY19 AUX ASSESS ALLOC-COPS	02	027125	492,014.00	02	271150-00000	02	271250-00000	Y	
		** Increase in SL Allocation **			492,014.00						
02	271260-00000	VPFN/CFO									
		FY19 AUX ASSESS ALLOC-VPFN	02	027126	309,148.00	02	271150-00000	02	271260-00000	Y	
		** Increase in SL Allocation **			309,148.00						
02	271270-00000	BUDGET OFFICE									
		FY19 AUX ASSESS ALLOC-OBAS	02	027127	4,869.00	02	271150-00000	02	271270-00000	Y	
		** Increase in SL Allocation **			4,869.00						
02	271280-00000	PAYROLL									
		IT SERVICES-IMAGING	02	027128	18,138.00-	02	271280-00000	02	216010-00000	Y	
		IT SERVICES-TIER1/TIER2	02	027128	10,013.00-	02	271280-00000	02	218410-00000	Y	
		** Decrease in SL Allocation **			28,151.00-						
02	271290-00000	EMPLOYEE & ORG DEVELOPMENT									
		IT SERVICES-TIER1/TIER2	02	027129	8,735.00-	02	271290-00000	02	218410-00000	Y	
		IT SERVICES-TIER1/TIER2	02	027129	33,530.00-	02	271290-00000	02	218410-00000	Y	
		IT SERVICES-TRAINING ROOMS	02	027129	13,221.00-	02	271290-00000	02	218410-00000	Y	
		FY19 AUX ASSESS ALLOC-CEE	02	027129	466,603.00	02	271150-00000	02	271290-00000	Y	
		System Shared Services-EOD	02	027129	198,889.00	02	203390-00000	02	271290-00000	Y	
		** Increase in SL Allocation **			610,006.00						

Printed on a Xerox 9700 Laser Printing System at the Computing Services Center / Texas A&M University

Form: URGB01 (02/05/85)

CC	Account	Transaction Description	Offset CC	Offset Account	Amount	Actual Entry From CC	Actual Entry From Account	Actual Entry To CC	Actual Entry To Account	Feed	Mand
02	271330-00000	MARKETING & COMMUNICATIONS									
		FY19 AUX ASSESS ALLOC-VPMC	02	027133	222,526.00	02	271150-00000	02	271330-00000	Y	
		** Increase in SL Allocation **			222,526.00						
02	271350-00000	EHSD									
		FY19 AUX ASSESS ALLOC-EHSD	02	027135	354,003.00	02	271150-00000	02	271350-00000	Y	
		** Increase in SL Allocation **			354,003.00						
02	271360-00000	UNIVERSITY RISK AND COMPLIANCE									
		FY19 AUX ASSESS ALLOC-MASD	02	027136	40,578.00	02	271150-00000	02	271360-00000	Y	
		** Increase in SL Allocation **			40,578.00						
02	271380-00000	CONTRACT ADMINISTRATION									
		FY19 AUX ASSESS ALLOC-CCOM	02	027138	38,609.00	02	271150-00000	02	271380-00000	Y	
		** Increase in SL Allocation **			38,609.00						
02	271400-00000	SYSTEM ASSESSMENTS									
		FY19 AUX ASSESS ALLOC-SYSTEM	02	027140	2,409,305.00	02	271150-00000	02	271400-00000	Y	
		** Increase in SL Allocation **			2,409,305.00						
02	271410-00000	BACKGROUND CHECKS									
		FY19 AUX ASSESS ALLOC-BACKGR	02	027141	175,000.00	02	271150-00000	02	271410-00000	Y	
		** Increase in SL Allocation **			175,000.00						
02	271600-00000	OFFICE OF FACILITIES COORDINATIO									
		FY19 AUX ASSESS ALLOC-FCOR	02	027160	151,048.00	02	271150-00000	02	271600-00000	Y	
		** Increase in SL Allocation **			151,048.00						
02	271740-00000	HUMAN RESOURCES DEPARTMENT									
		FY19 AUX ASSESS ALLOC-HUMR	02	027174	737,313.00	02	271150-00000	02	271740-00000	Y	
		** Increase in SL Allocation **			737,313.00						
02	272010-00000	PROCUREMENT SERVICES									
		FY19 AUX ASSESS ALLOC-PURS	02	027201	539,231.00	02	271150-00000	02	272010-00000	Y	
		** Increase in SL Allocation **			539,231.00						
02	290026-00000	AUF - ACADEMIC SERVICES									
		FY19 BASE BUDGET - AST	02	029000	162,500.00	02	290144-00000	02	290026-00000	Y	
		** Increase in SL Allocation **			162,500.00						
02	290027-00000	IT ACADEMIC SERVICES INSTITUTION									
		FY19 BASE BUDGET - ITAS	02	029000	211,339.00	02	290144-00000	02	290027-00000	Y	
		** Increase in SL Allocation **			211,339.00						
02	290028-00000	OFFICE OF DATA RESEARCH SERVICES									
		FY19 BASE BUDGET - ODRS	02	029000	133,196.00	02	290144-00000	02	290028-00000	Y	
		** Increase in SL Allocation **			133,196.00						

Printed on a Xerox 9700 Laser Printing System at the Computing Services Center / Texas A&M University

Form: URGB01 (02/05/85)

CC	Account	Transaction Description	--- Offset --- CC	Account	Amount	-------- Actual Entry --------- ---- From ----- CC	Account	----- To ------ CC	Account	Feed	Mand
02	290134-00000	AUF - RESEARCH INITIATIVES - VPR									
		FY19 BASE BUDGET - URES	02	029005	2,298,124.00	02	290144-00000	02	290134-00000	Y	
		** Increase in SL Allocation **			2,298,124.00						
02	290144-00000	ACADEMIC AFFAIRS BUDGET ALLOCATI									
		FY19 BASE BUDGET - CMSE	02	029005	301,500.00-	02	290144-00000	02	290150-00000	Y	
		FY19 BASE BUDGET - PROV	02	029005	5,986,789.00-	02	290144-00000	02	290991-00000	Y	
		FY19 BASE BUDGET - URES	02	029005	2,298,124.00-	02	290144-00000	02	290134-00000	Y	
		FY19 BASE BUDGET - DOF	02	029005	250,000.00-	02	290144-00000	02	290251-00000	Y	
		FY19 BASE BUDGET - PPO	02	029005	21,900.00-	02	290144-00000	02	290698-00000	Y	
		FY19 BASE BUDGET - ODRS	02	029005	133,196.00-	02	290144-00000	02	290028-00000	Y	
		FY19 BASE BUDGET - GRST	02	029005	9,003,915.00-	02	290144-00000	02	290650-00000	Y	
		FY19 BASE BUDGET - ITAS	02	029005	211,339.00-	02	290144-00000	02	290027-00000	Y	
		FY19 AUF ALLOC-AA	02	029005	18,369,263.00	02	299999-00000	02	290144-00000	Y	
		FY19 BASE BUDGET - AST	02	029005	162,500.00-	02	290144-00000	02	290026-00000	Y	
		** Decrease in SL Allocation **			0.00						
02	290150-00000	ASST PROVOST FOR UG STUDIES									
		FY19 BASE BUDGET - CMSE	02	029005	301,500.00	02	290144-00000	02	290150-00000	Y	
		** Increase in SL Allocation **			301,500.00						
02	290251-00000	STATE AUF-DEAN OF FACULTY PROGRA									
		FY19 BASE BUDGET - DOF	02	029025	250,000.00	02	290144-00000	02	290251-00000	Y	
		** Increase in SL Allocation **			250,000.00						
02	290650-00000	STATE AUF-GRAD STUDENTS STIPENDS									
		FY19 BASE BUDGET - GRST	02	029065	9,003,915.00	02	290144-00000	02	290650-00000	Y	
		GRST ONE TIME	02	029065	584,000.00	02	290991-00000	02	290650-00000	Y	
		CAG OT	02	029065	1,472,291.00-	02	290650-00000	02	291030-00000	Y	
		CBA OT	02	029065	407,819.00-	02	290650-00000	02	291033-00000	Y	
		CSC OT	02	029065	2,462,530.00-	02	290650-00000	02	291038-00000	Y	
		BUSH OT	02	029065	160,939.00-	02	290650-00000	02	291032-00000	Y	
		CLVM OT	02	029065	321,083.00-	02	290650-00000	02	291039-00000	Y	
		CED OT	02	029065	884,442.00-	02	290650-00000	02	291034-00000	Y	
		CLLA OT	02	029065	1,738,297.00-	02	290650-00000	02	291037-00000	Y	
		CLAR OT	02	029065	200,819.00-	02	290650-00000	02	291031-00000	Y	
		CEN OT	02	029065	1,653,665.00-	02	290650-00000	02	291035-00000	Y	
		CLGE OT	02	029065	282,225.00-	02	290650-00000	02	291036-00000	Y	
		** Increase in SL Allocation **			3,805.00						
02	290698-00000	PUBLIC PARTNERSHIP & OUTREACH									
		FY19 BASE BUDGET - PPO	02	029065	21,900.00	02	290144-00000	02	290698-00000	Y	
		** Increase in SL Allocation **			21,900.00						
02	290991-00000	PROVOST INITIATIVES									
		FY19 BASE BUDGET - PROV	02	029099	5,986,789.00	02	290144-00000	02	290991-00000	Y	
		GRST ONE TIME	02	029099	584,000.00-	02	290991-00000	02	290650-00000	Y	
		** Increase in SL Allocation **			5,402,789.00						

Printed on a Xerox 9700 Laser Printing System at the Computing Services Center / Texas A&M University

Form: URGB01 (02/05/85)

CC	Account	Transaction Description	--- Offset --- CC	Account	Amount	-------- Actual Entry --------- ---- From ----- CC	Account	----- To ------ CC	Account	Feed	Mand
02	291030-00000	GRADUATE TUITION - CLAG									
		CAG OT	02	029065	1,472,291.00	02	290650-00000	02	291030-00000	Y	
		** Increase in SL Allocation **			1,472,291.00						
02	291031-00000	CLAR GRADUATE TUITION									
		CLAR OT	02	029065	200,819.00	02	290650-00000	02	291031-00000	Y	
		LAUP	02	029065	73,044.00-	02	291031-00000	02	291043-00000	Y	
		VIZA	02	029065	39,956.00-	02	291031-00000	02	291044-00000	Y	
		ARCH	02	029065	71,795.00-	02	291031-00000	02	291041-00000	Y	
		COSC	02	029065	16,024.00-	02	291031-00000	02	291042-00000	Y	
		** Decrease in SL Allocation **			0.00						
02	291032-00000	GRADUATE TUITION - SGPS									
		BUSH OT	02	029065	160,939.00	02	290650-00000	02	291032-00000	Y	
		** Increase in SL Allocation **			160,939.00						
02	291033-00000	GRADUATE TUITION - CLBA									
		CBA OT	02	029065	407,819.00	02	290650-00000	02	291033-00000	Y	
		** Increase in SL Allocation **			407,819.00						
02	291034-00000	GRADUATE TUITION - CLED									
		CED OT	02	029065	884,442.00	02	290650-00000	02	291034-00000	Y	
		** Increase in SL Allocation **			884,442.00						
02	291035-00000	GRADUATE TUITION - CLEN									
		CEN OT	02	029065	1,653,665.00	02	290650-00000	02	291035-00000	Y	
		** Increase in SL Allocation **			1,653,665.00						
02	291036-00000	GRADUATE TUITION - CLGE									
		CLGE OT	02	029065	282,225.00	02	290650-00000	02	291036-00000	Y	
		FY19 TUITION - OCNG	02	029065	41,610.00-	02	291036-00000	02	291036-40000	Y	
		FY19 TUITION - GEOL	02	029065	150,158.00-	02	291036-00000	02	291036-20000	Y	
		FY19 TUITION - GEOG	02	029065	69,953.00-	02	291036-00000	02	291036-10000	Y	
		FY19 TUITION - ATMO	02	029065	20,504.00-	02	291036-00000	02	291036-30000	Y	
		** Decrease in SL Allocation **			0.00						
02	291036-10000	GRADUATE TUITION - GEOG									
		FY19 TUITION - GEOG	02	029065	69,953.00	02	291036-00000	02	291036-10000	Y	
		** Increase in SL Allocation **			69,953.00						
02	291036-20000	GRADUATE TUITION - GEOL									
		FY19 TUITION - GEOL	02	029065	150,158.00	02	291036-00000	02	291036-20000	Y	
		** Increase in SL Allocation **			150,158.00						
02	291036-30000	GRADUATE TUITION - METR									
		FY19 TUITION - ATMO	02	029065	20,504.00	02	291036-00000	02	291036-30000	Y	
		** Increase in SL Allocation **			20,504.00						

Printed on a Xerox 9700 Laser Printing System at the Computing Services Center / Texas A&M University

Form: URGB01 (02/05/85)

CC	Account	Transaction Description	Offset CC	Offset Account	Amount	Actual Entry From CC	Actual Entry From Account	Actual Entry To CC	Actual Entry To Account	Feed	Mand
02	291036-40000	GRADUATE TUITION - OCNG									
		FY19 TUITION - OCNG	02	029065	41,610.00	02	291036-00000	02	291036-40000	Y	
		** Increase in SL Allocation **			41,610.00						
02	291037-00000	GRADUATE TUITION - CLLA									
		CLLA OT	02	029065	1,738,297.00	02	290650-00000	02	291037-00000	Y	
		** Increase in SL Allocation **			1,738,297.00						
02	291038-00000	GRADUATE TUITION-CLSC									
		CSC OT	02	029065	2,462,530.00	02	290650-00000	02	291038-00000	Y	
		** Increase in SL Allocation **			2,462,530.00						
02	291039-00000	GRADUATE TUITION - CLVM									
		CLVM OT	02	029065	321,083.00	02	290650-00000	02	291039-00000	Y	
		** Increase in SL Allocation **			321,083.00						
02	291041-00000	ARCH GRADUATE TUITION									
		ARCH	02	029065	71,795.00	02	291031-00000	02	291041-00000	Y	
		** Increase in SL Allocation **			71,795.00						
02	291042-00000	COSC GRADUATE TUITION									
		COSC	02	029065	16,024.00	02	291031-00000	02	291042-00000	Y	
		** Increase in SL Allocation **			16,024.00						
02	291043-00000	LAUP GRADUATE TUITION									
		LAUP	02	029065	73,044.00	02	291031-00000	02	291043-00000	Y	
		** Increase in SL Allocation **			73,044.00						
02	291044-00000	VIZA GRADUATE TUITION									
		VIZA	02	029065	39,956.00	02	291031-00000	02	291044-00000	Y	
		** Increase in SL Allocation **			39,956.00						
02	292023-00000	AUF - COLLEGE OF LAW									
		FY19 ONE TIME ALLOCATION	02	029200	1,000,000.00	02	299999-00000	02	292023-00000	Y	
		** Increase in SL Allocation **			1,000,000.00						
02	299980-00000	AUF-CRI									
		FY19 AUF CRI	02	029998	16,500,000.00	02	299999-00000	02	299980-00000	Y	
		** Increase in SL Allocation **			16,500,000.00						
02	299999-00000	AUF EXCELLENCE INITIATIVES									
		FY19 AUF ALLOC-CONTINGENCY	02	029999	24,669,395.00-	02	299999-00000	02	299999-10000	Y	
		FY19 AUF CRI	02	029999	16,500,000.00-	02	299999-00000	02	299980-00000	Y	
		FY19 ONE TIME ALLOCATION	02	029999	1,000,000.00-	02	299999-00000	02	292023-00000	Y	
		FY19 AUF ALLOC-AA	02	029999	18,369,263.00-	02	299999-00000	02	290144-00000	Y	
		FY19 AUF ALLOCATION	02	029999	59,538,658.00	02	029999	02	299999-00000	Y	
		FY19 ONE-TIME FOR CLLW	02	029999	1,000,000.00	02	029999	02	299999-00000	Y	
		** Decrease in SL Allocation **			0.00						

Printed on a Xerox 9700 Laser Printing System at the Computing Services Center / Texas A&M University

Form: URGB01 (02/05/85)

CC	Account	Transaction Description	--- Offset --- CC	Account	Amount	-------- Actual Entry --------- ---- From ----- CC	Account	----- To ------ CC	Account	Feed	Mand
02	299999-10000	AUF EXCEL INITIAT-INST (10)									
		FY19 AUF ALLOC-CONTINGENCY	02	029999	24,669,395.00	02	299999-00000	02	299999-10000	Y	
		** Increase in SL Allocation **			24,669,395.00						
02	300090-00000	STADIUM REVENUE FUND									
		FY19 FUNDING FOR AGGIE BAND	02	030009	60,000.00-	02	300090-00000	02	218780-00000	N	
		FY19 UNIVERSITY TRANSFER	02	030009	3,000,000.00-	02	300090-00000	02	303070-00000	N	
		FY19 FUNDING	02	030009	54,000.00-	02	300090-00000	02	303150-00000	N	
		FY19 COMPLIANCE FUNDING	02	030009	30,426.00-	02	300090-00000	02	204210-00000	N	
		FY19 COMMERCIAL PAPER	02	030009	1,556,000.00-	02	300090-00000	02	030009	Y	
		FY19 FUNDING FOR NUTRITION CTR	02	030009	1,734,000.00-	02	300090-00000	02	301710-00000	N	
		FY19 DEBT SERVICE	02	030009	22,162,424.00-	02	300090-00000	02	030009	Y	
		FY19 FUNDING FOR AGGIE BAND	02	030009	1,600,000.00-	02	300090-00000	02	218430-00000	N	
		FY19 CONCESS ALLOC-ATHL	02	030009	200,000.00	02	217780-00000	02	300090-00000	Y	
		FY19 LIC ALLOC-ATHL	02	030009	100,000.00	02	203810-00000	02	300090-00000	N	
		FY19 LIC ALLOC-ATHL	02	030009	2,300,000.00	02	203810-00000	02	300090-00000	N	
		** Decrease in SL Allocation **			27,596,850.00-						
02	300150-00000	AFR YEAR END ENTRIES NON CASH (7									
		FY19 DISCOUNTING	02	030015	18,698,081.00	02	510239-00000	02	300150-00000	N	
		FY19 DISCOUNTING	02	030015	6,761,876.00-	02	300150-00000	02	510239-00000	N	
		** Increase in SL Allocation **			11,936,205.00						
02	300160-00000	DORM ADMINISTRATION-CORPS									
		XFER TO FUND CORPS OPERATIONS	02	030016	1,224,771.00	02	300620-00000	02	300160-00000	Y	
		** Increase in SL Allocation **			1,224,771.00						
02	300370-00000	HEALTH CENTER									
		EMS FEE ALLOCATION	02	030037	550,000.00-	02	300370-00000	02	302850-00000	Y	
		STUDENT HEALTH SERVICES	02	030037	9,200,000.00	02	300390-00000	02	300370-00000	Y	
		** Increase in SL Allocation **			8,650,000.00						
02	300390-00000	HEALTH CTR FEE RESERVE									
		STUDENT HEALTH SERVICES	02	030039	9,200,000.00-	02	300390-00000	02	300370-00000	Y	
		** Decrease in SL Allocation **			9,200,000.00-						
02	300420-00000	REC SPORTS GENERATED REV OP ACCT									
		RSPO CAF SWAP	02	030042	12,000.00-	02	300420-00000	02	302520-00000	Y	
		RSPO FY19 VPSA ADMIN SUPPORT	02	030042	48,000.00-	02	300420-00000	02	302520-00000	Y	
		RSPO FY12 BUDGET REDUCTION	02	030042	260,232.00-	02	300420-00000	02	303080-00000	Y	
		RSPO FY18 1% ROLLBACK	02	030042	25,000.00-	02	300420-00000	02	303080-00000	Y	
		TAMU SPORTS CLUBS	02	030042	305,438.00-	02	300420-00000	02	201070-00000	Y	
		** Decrease in SL Allocation **			650,670.00-						
02	300460-00000	MEMORIAL STUDENT CENTER STUDENT									
			02	030046	1,800.00-	02	300460-00000	02	300940-00000	Y	
			02	030046	95,000.00	02	301060-00000	02	300460-00000	Y	

Printed on a Xerox 9700 Laser Printing System at the Computing Services Center / Texas A&M University

Form: URGB01 (02/05/85)

CC	Account	Transaction Description	Offset CC	Offset Account	Amount	Actual Entry From CC	Actual Entry From Account	Actual Entry To CC	Actual Entry To Account	Feed	Mand
02	300460-00000	MEMORIAL STUDENT CENTER STUDENT									
		MSC 2.1 BUDGET REDUCTION	02	030046	14,966.00-	02	300460-00000	02	303080-00000	Y	
			02	030046	8,254.00	02	216640-00000	02	300460-00000	Y	
			02	030046	4,130.00	02	302280-00000	02	300460-00000	Y	
		** Increase in SL Allocation **			90,618.00						
02	300480-00000	UNIVERSITY CENTER COMPLEX									
		UCEN 1% PULLBACK-FY18	02	030048	25,000.00-	02	300480-00000	02	303080-00000	Y	
		MSC SUPPORT	02	030048	335,664.00	02	300720-00000	02	300480-00000	Y	
		FY19 VPSA ADMIN SUPPORT	02	030048	24,000.00-	02	300480-00000	02	302520-00000	Y	
		UCEN FY12 BUDGET REDUCTION	02	030048	65,539.00-	02	300480-00000	02	303080-00000	Y	
		** Increase in SL Allocation **			221,125.00						
02	300530-00000	STUDENT HEALTH SERVICES RENEWAL									
		BLDG RENEWAL	02	030053	13,276.00	02	302970-00000	02	300530-00000	Y	
		** Increase in SL Allocation **			13,276.00						
02	300540-00000	TRANSPORTATION SERVICES									
		FY19 CAIN LEASE PAYMENT	02	030054	2,441,986.00-	02	300540-00000	02	030054	Y	
		FY19 DEBT SERVICE	02	030054	3,445,378.00-	02	300540-00000	02	030054	Y	
		FY19 COMMERCIAL PAPER	02	030054	2,462,321.00-	02	300540-00000	02	030054	Y	
		** Decrease in SL Allocation **			8,349,685.00-						
02	300620-00000	RESIDENCE HALLS									
		XFER TO FUND BUDGET 215680	02	030062	200,000.00-	02	300620-00000	02	215680-00000	Y	
		FY12 FY19 BIDGET REDUCTIONS	02	030062	846,451.00-	02	300620-00000	02	303080-00000	Y	
		VPSA AUXILIARY ADMINISTRATION	02	030062	179,000.00-	02	300620-00000	02	302520-00000	Y	
		XFER TO FUND CORPS OPERATIONS	02	030062	1,224,771.00-	02	300620-00000	02	300160-00000	Y	
		CORPS AWARDS AND TROPHIES	02	030062	8,500.00-	02	300620-00000	02	215740-00000	Y	
		XFER TO FUND BUDGET 217760	02	030062	8,000.00-	02	300620-00000	02	217760-00000	Y	
		XFER TO SOFC FOR STUDENT GROUP	02	030062	36,000.00-	02	300620-00000	02	210800-00000	Y	
		COPRS PROJECT FUND	02	030062	1,690.00-	02	300620-00000	02	215700-00000	Y	
		FY19 DEBT SERVICE	02	030062	25,990,762.00-	02	300620-00000	02	030062	Y	
		FY19 COMMERCIAL PAPER	02	030062	2,010,770.00-	02	300620-00000	02	030062	Y	
		** Decrease in SL Allocation **			30,505,944.00-						
02	300720-00000	STUDENT CENTER COMPLEX FEE									
		DEBT SERVICE	02	030072	107,666.00-	02	300720-00000	02	300730-00000	Y	
		FY19 INV EARN-MSC	02	030072	335,664.00	02	302150-00000	02	300720-00000	Y	
		UNIVERSITY CENTER	02	030072	3,476,000.00-	02	300720-00000	02	300770-00000	Y	
		UCEN MAINTENANCE	02	030072	582,000.00-	02	300720-00000	02	300990-00000	Y	
		MSC SUPPORT	02	030072	335,664.00-	02	300720-00000	02	300480-00000	Y	
		** Decrease in SL Allocation **			4,165,666.00-						
02	300730-00000	STUDENT CENTER COMPLEX FEE RESER									
		DEBT SERVICE	02	030073	107,666.00	02	300720-00000	02	300730-00000	Y	
		FY19 DEBT SERVICE	02	030073	107,666.00-	02	300730-00000	02	030073	Y	
		** Decrease in SL Allocation **			0.00						

Printed on a Xerox 9700 Laser Printing System at the Computing Services Center / Texas A&M University

Form: URGB01 (02/05/85)

CC	Account	Transaction Description	--- Offset --- CC	Account	Amount	-------- Actual Entry --------- ---- From ----- CC	Account	----- To ------ CC	Account	Feed	Mand
02	300750-00000	STUDENT MEDIA									
		FY12 BUDGET REDUCTION	02	030075	24,343.00-	02	300750-00000	02	303080-00000	Y	
		** Decrease in SL Allocation **			24,343.00-						
02	300770-00000	UNIVERSITY CENTER COMPLEX									
		UNIVERSITY CENTER	02	030077	3,476,000.00	02	300720-00000	02	300770-00000	Y	
		** Increase in SL Allocation **			3,476,000.00						
02	300940-00000	TOWN HALL PROGRAM									
			02	030094	1,800.00	02	300460-00000	02	300940-00000	Y	
		** Increase in SL Allocation **			1,800.00						
02	300990-00000	UNIVERSITY CENTER RENOVATION									
		UCEN MAINTENANCE	02	030099	582,000.00	02	300720-00000	02	300990-00000	Y	
		** Increase in SL Allocation **			582,000.00						
02	301060-00000	MSC OPAS OPERATING - A									
			02	030106	95,000.00-	02	301060-00000	02	300460-00000	Y	
		** Decrease in SL Allocation **			95,000.00-						
02	301170-00000	TAMU BOOKSTORE CONTRACT OPERATIO									
		FY19 BOOKSTORE ALLOC-FAC & GA	02	030117	1,304,000.00-	02	301170-00000	02	206550-00000	Y	
		FY19 BOOKSTORE ALLOC-CORPS SCH	02	030117	20,000.00-	02	301170-00000	02	216410-00000	Y	
		FY19 BOOKSTORE ALLOC-MSC SUPT	02	030117	500,000.00-	02	301170-00000	02	210830-00000	Y	
		FY19 BOOKSTORE ALLOC-SACT	02	030117	175,000.00-	02	301170-00000	02	210800-00000	Y	
		** Decrease in SL Allocation **			1,999,000.00-						
02	301180-00000	REC SPORTS RENEWAL & MODIFICATIO									
		NON SRC R&M TRANSFER	02	030118	200,000.00	02	301790-00000	02	301180-00000	Y	
		** Increase in SL Allocation **			200,000.00						
02	301710-00000	RC SLOCUM NUTRITION CENTER									
		FY19 FUNDING FOR NUTRITION CTR	02	030171	1,734,000.00	02	300090-00000	02	301710-00000	N	
		** Increase in SL Allocation **			1,734,000.00						
02	301790-00000	RECREATIONAL SPORTS FEE									
		NON SRC R&M TRANSFER	02	030179	200,000.00-	02	301790-00000	02	301180-00000	Y	
		NON SRC R&M TRANSFER	02	030179	600,000.00-	02	301790-00000	02	301970-00000	Y	
		RSF SRC OPERATING	02	030179	8,508,368.00-	02	301790-00000	02	301960-00000	Y	
		FY19 DEBT SERVICE	02	030179	3,612,680.00-	02	301790-00000	02	030179	Y	
		FY19 COMMERCIAL PAPER	02	030179	29,700.00-	02	301790-00000	02	030179	Y	
		** Decrease in SL Allocation **			12,950,748.00-						
02	301960-00000	RECREATIONAL SPORTS OPERATING									
		RSF SRC OPERATING	02	030196	8,508,368.00	02	301790-00000	02	301960-00000	Y	
		** Increase in SL Allocation **			8,508,368.00						

Printed on a Xerox 9700 Laser Printing System at the Computing Services Center / Texas A&M University

Form: URGB01 (02/05/85)

CC	Account	Transaction Description	--- Offset --- CC	Account	Amount	-------- Actual Entry --------- ---- From ----- CC	Account	----- To ------ CC	Account	Feed	Mand
02	301970-00000	STUDENT REC CTR BLDG RENEW/MODIF									
		NON SRC R&M TRANSFER	02	030197	600,000.00	02	301790-00000	02	301970-00000	Y	
		** Increase in SL Allocation **			600,000.00						
02	302150-00000	AUXILIARY ENTERPRISES INVEST EAR									
		FY19 INV EARN-FAC & GA	02	030215	874,402.00-	02	302150-00000	02	206550-00000	Y	
		FY19 INV EARN-CORPS OPER	02	030215	200,000.00-	02	302150-00000	02	302870-00000	Y	
		FY19 INV EARN-BAND	02	030215	275,000.00-	02	302150-00000	02	302880-00000	Y	
		FY19 INV EARN-MSC	02	030215	335,664.00-	02	302150-00000	02	300720-00000	Y	
		FY19 INV EARN-CHCR	02	030215	179,500.00-	02	302150-00000	02	302450-00000	Y	
		FY19 INV EARN-DEF MAINT	02	030215	2,000,000.00-	02	302150-00000	02	030307	Y	
		** Decrease in SL Allocation **			3,864,566.00-						
02	302280-00000	MSC WILEY ENDOWED LECTURE SERIES									
			02	030228	4,130.00-	02	302280-00000	02	300460-00000	Y	
		** Decrease in SL Allocation **			4,130.00-						
02	302450-00000	CHILDREN'S CENTER - OPERATING									
		FY19 INV EARN-CHCR	02	030245	179,500.00	02	302150-00000	02	302450-00000	Y	
		CHCR - FY12 BUDGET REDUCTION	02	030245	32,133.00-	02	302450-00000	02	303080-00000	Y	
		** Increase in SL Allocation **			147,367.00						
02	302520-00000	STUDENT AFFAIRS AUXILIARY ADMIN									
		IT CONSOLIDATION	02	030252	80,700.00-	02	302520-00000	02	205220-00000	Y	
		FY19 VPSA ADMIN SUPPORT	02	030252	24,000.00	02	302750-00000	02	302520-00000	Y	
		RSPO CAF SWAP	02	030252	12,000.00	02	300420-00000	02	302520-00000	Y	
		VPSA AUXILIARY ADMINISTRATION	02	030252	179,000.00	02	300620-00000	02	302520-00000	Y	
		VPSA ALLOCATION	02	030252	48,000.00	02	302970-00000	02	302520-00000	Y	
		VP STUDENT AFFAIRS	02	030252	508,208.00	02	303080-00000	02	302520-00000	Y	
		RSPO FY19 VPSA ADMIN SUPPORT	02	030252	48,000.00	02	300420-00000	02	302520-00000	Y	
		FY19 VPSA ADMIN SUPPORT	02	030252	24,000.00	02	300480-00000	02	302520-00000	Y	
		** Increase in SL Allocation **			762,508.00						
02	302750-00000	RUDDER THEATRE COMPLEX									
		UCEN - FY12 BUDGET REDUCTION	02	030275	47,870.00-	02	302750-00000	02	303080-00000	Y	
		YR2 HVAC LOAN REPAYMENT	02	030275	210,000.00-	02	302750-00000	02	303020-00000	Y	
		FY19 VPSA ADMIN SUPPORT	02	030275	24,000.00-	02	302750-00000	02	302520-00000	Y	
		** Decrease in SL Allocation **			281,870.00-						
02	302850-00000	EMERGENCY MEDICAL CONSORTIUM									
		EMS FEE ALLOCATION	02	030285	550,000.00	02	300370-00000	02	302850-00000	Y	
		** Increase in SL Allocation **			550,000.00						
02	302870-00000	CORPS OPERATIONS/PMC/RECRUITING									
		FY19 INV EARN-CORPS OPER	02	030287	200,000.00	02	302150-00000	02	302870-00000	Y	
		COMMANDANT	02	030287	157,000.00	02	303080-00000	02	302870-00000	Y	
		** Increase in SL Allocation **			357,000.00						

Printed on a Xerox 9700 Laser Printing System at the Computing Services Center / Texas A&M University

Form: URGB01 (02/05/85)

CC	Account	Transaction Description	--- Offset --- CC	Account	Amount	-------- Actual Entry --------- ---- From ----- CC	Account	----- To ------ CC	Account	Feed	Mand
02	302880-00000	AGGIE BAND BOWL TRAVEL									
		FY19 INV EARN-BAND	02	030288	275,000.00	02	302150-00000	02	302880-00000	Y	
		** Increase in SL Allocation **			275,000.00						
02	302890-00000	MSC/UNIV CTR FACILITIES RENOVATI									
		FY19 DEBT SERVICE	02	030289	4,643,978.00-	02	302890-00000	02	030289	Y	
		** Decrease in SL Allocation **			4,643,978.00-						
02	302970-00000	SHS REVENUE									
		VPSA ALLOCATION	02	030297	48,000.00-	02	302970-00000	02	302520-00000	Y	
		VPSA BUDGET TRANSFERS	02	030297	216,658.00-	02	302970-00000	02	303080-00000	Y	
		STUDENT LIFE	02	030297	222,066.00-	02	302970-00000	02	303170-00000	Y	
		BLDG RENEWAL	02	030297	13,276.00-	02	302970-00000	02	300530-00000	Y	
		** Decrease in SL Allocation **			500,000.00-						
02	303020-00000	MSC BUILDING MAINTENANCE/RENEWAL									
		YR2 HVAC LOAN REPAYMENT	02	030302	210,000.00	02	302750-00000	02	303020-00000	Y	
		** Increase in SL Allocation **			210,000.00						
02	303070-00000	DEFERRED MAINTENANCE ACCOUNT									
		FY19 UNIVERSITY TRANSFER	02	030307	3,000,000.00	02	300090-00000	02	303070-00000	N	
		** Increase in SL Allocation **			3,000,000.00						
02	303080-00000	STUDENT AFFAIRS AUXILIARY FUNDIN									
		COMMANDANT	02	030308	157,000.00-	02	303080-00000	02	302870-00000	Y	
		MUSIC ACTIVITIES	02	030308	250,648.00-	02	303080-00000	02	303110-00000	Y	
		STUDENT LIFE	02	030308	308,373.00-	02	303080-00000	02	303100-00000	Y	
		STUDENT LIFE STUDIES	02	030308	162,453.00-	02	303080-00000	02	303120-00000	Y	
		VPSA BUDGET TRANSFERS	02	030308	216,658.00	02	302970-00000	02	303080-00000	Y	
		UCEN - FY12 BUDGET REDUCTION	02	030308	47,870.00	02	302750-00000	02	303080-00000	Y	
		VP STUDENT AFFAIRS	02	030308	508,208.00-	02	303080-00000	02	302520-00000	Y	
		CHCR - FY12 BUDGET REDUCTION	02	030308	32,133.00	02	302450-00000	02	303080-00000	Y	
		FY12 BUDGET REDUCTION	02	030308	24,343.00	02	300750-00000	02	303080-00000	Y	
		FY12 FY19 BIDGET REDUCTIONS	02	030308	846,451.00	02	300620-00000	02	303080-00000	Y	
		UCEN FY12 BUDGET REDUCTION	02	030308	65,539.00	02	300480-00000	02	303080-00000	Y	
		UCEN 1% PULLBACK-FY18	02	030308	25,000.00	02	300480-00000	02	303080-00000	Y	
		MSC 2.1 BUDGET REDUCTION	02	030308	14,966.00	02	300460-00000	02	303080-00000	Y	
		RSPO FY12 BUDGET REDUCTION	02	030308	260,232.00	02	300420-00000	02	303080-00000	Y	
		RSPO FY18 1% ROLLBACK	02	030308	25,000.00	02	300420-00000	02	303080-00000	Y	
		** Increase in SL Allocation **			171,510.00						
02	303100-00000	STUDENT LIFE AUX FUNDING									
		STUDENT LIFE	02	030310	308,373.00	02	303080-00000	02	303100-00000	Y	
		** Increase in SL Allocation **			308,373.00						
02	303110-00000	AGGIE BAND AUX FUNDING									
		MUSIC ACTIVITIES	02	030311	250,648.00	02	303080-00000	02	303110-00000	Y	
		** Increase in SL Allocation **			250,648.00						

Printed on a Xerox 9700 Laser Printing System at the Computing Services Center / Texas A&M University

Form: URGB01 (02/05/85)

CC	Account	Transaction Description	--- Offset --- CC	Account	Amount	-------- Actual Entry --------- ---- From ----- CC	Account	----- To ------ CC	Account	Feed	Mand
02	303120-00000	STUDENT LIFE STUDIES AUX FUNDING									
		STUDENT LIFE STUDIES	02	030312	162,453.00	02	303080-00000	02	303120-00000	Y	
		** Increase in SL Allocation **			162,453.00						
02	303150-00000	RECREATION PARK & TOURISM SCIENC									
		FY19 FUNDING	02	030315	54,000.00	02	300090-00000	02	303150-00000	N	
		** Increase in SL Allocation **			54,000.00						
02	303170-00000	SL - HEALTH PROMOTION									
		STUDENT LIFE	02	030317	222,066.00	02	302970-00000	02	303170-00000	Y	
		** Increase in SL Allocation **			222,066.00						
02	337001-00000	UAF-PATT									
		FY19 DEBT SERVICE	02	033700	561,802.00-	02	337001-00000	02	033700	Y	
		FY19 UAF ALLOC-PATT	02	033700	8,973,828.00	02	237000-00000	02	337001-00000	Y	
		** Increase in SL Allocation **			8,412,026.00						
02	510239-00000	AFR YEAR END ENTRIES NON CASH (6									
		FY19 DISCOUNTING	02	050000	18,698,081.00-	02	510239-00000	02	300150-00000	N	
		FY19 DISCOUNTING	02	050000	118,105,436.00-	02	510239-00000	02	210850-00000	N	
		FY19 DISCOUNTING	02	050000	25,321,619.00-	02	510239-00000	02	100099-00000	N	
		FY19 DISCOUNTING	02	050000	6,761,876.00	02	300150-00000	02	510239-00000	N	
		FY19 DISCOUNTING	02	050000	73,348,840.00	02	210850-00000	02	510239-00000	N	
		FY19 DISCOUNTING	02	050000	26,739,585.00	02	199999-00000	02	510239-00000	N	
		** Decrease in SL Allocation **			55,274,835.00-						
02	511140-00000	VISUAL & PERFORMING ARTS QUASI E									
		UNIVERSITY ARTS	02	050000	35,000.00-	02	511140-00000	02	512993-00000	Y	
		MUSIC ACTIVITIES	02	050000	4,000.00-	02	511140-00000	02	512262-00000	Y	
		** Decrease in SL Allocation **			39,000.00-						
02	511986-00000	BONFIRE MEMORIAL MAINTENANCE QUA									
		FY19 LIC ALLOC-BONFIRE	02	050000	60,000.00	02	203810-00000	02	511986-00000	N	
		** Increase in SL Allocation **			60,000.00						
02	512124-00000	12TH MAN FOUNDATION ATHLETIC GIF									
		FY19 COMMERCIAL PAPER	02	050000	34,477,223.00-	02	512124-00000	02	050000	Y	
		** Decrease in SL Allocation **			34,477,223.00-						
02	512262-00000	TAMU ORCHESTRA									
		MUSIC ACTIVITIES	02	050000	4,000.00	02	511140-00000	02	512262-00000	Y	
		** Increase in SL Allocation **			4,000.00						
02	512993-00000	UNIVERSITY ARTS - QUASI ENDOWMEN									
		UNIVERSITY ARTS	02	050000	35,000.00	02	511140-00000	02	512993-00000	Y	
		** Increase in SL Allocation **			35,000.00						

Printed on a Xerox 9700 Laser Printing System at the Computing Services Center / Texas A&M University

Form: URGB01 (02/05/85)

CC	Account	Transaction Description	--- Offset --- CC	Account	Amount	-------- Actual Entry --------- ---- From ----- CC	Account	----- To ------ CC	Account	Feed	Mand
02	553038-00000	REAL ESTATE RESEARCH CENTER *DR*									
		TRANSFER TO 553038	02	055000	5,800,000.00	02	553047-00000	02	553038-00000	Y	
		** Increase in SL Allocation **			5,800,000.00						
02	553047-00000	TEXAS REAL ESTATE FUTURE OPERATI									
		TRANSFER TO 553038	02	055000	5,800,000.00-	02	553047-00000	02	553038-00000	Y	
		** Decrease in SL Allocation **			5,800,000.00-						

Printed on a Xerox 9700 Laser Printing System at the Computing Services Center / Texas A&M University

Form: URGB01 (02/05/85)

Account	Name	Section	Page
100001-00000	GENERAL REVENUE APPROPRIATIONS	2	1
100002-00000	STAFF BENEFITS PAID BY STATE	2	1
100027-00000	COLLEGE WORK STUDY - STATE	2	1
100029-00000	TEXAS GRANT - TAMU - CS - STATE	2	1
100036-00000	GROUP INSURANCE - ERS	2	1
100044-00000	AGENCY INFRASTRUCTURE	2	1
100045-00000	HSC INFRASTRUCTURE	2	1
100047-00000	HSC CONTRACT FOR LIBRARY SERVICES	2	1
100048-00000	TOP 10% STATE SCHOLARSHIP	2	1
100099-00000	AFR YEAR END ENTRIES NON CASH (60)	2	2
101000-00000	LABORATORY FEES - FALL & SPRING SE	2	2
101002-00000	STATE MINIMUM TUITION-FALL-RESIDENT	2	2
101003-00000	STATE MINIMUM TUITION-FALL-NONRESID	2	2
101004-00000	STATE MINIMUM TUITION-SPRING-RESIDE	2	2
101005-00000	STATE MINIMUM TUITION-SPRING-NONRES	2	2
101006-00000	STATE MINIMUM TUITION-SUMMER-RESIDE	2	2
101007-00000	STATE MINIMUM TUITION-SUMMER-NONRES	2	2
101011-00000	STATE MINIMUM TUITION-VET-RESIDENT	2	2
101012-00000	STATE MINIMUM TUITION-VET-NONRESIDE	2	3
101016-00000	LAB FEES - VET MEDICINE	2	3
101017-00000	GRADUATE TUITION DIFFERENTIAL	2	3
101020-00000	TUITION & WAIVERS - FALL (60)	2	3
101021-00000	TUITION & WAIVERS - SPRING (60)	2	3
101022-00000	TUITION & WAIVERS - SUMMER (60)	2	3
101023-00000	VET TUITION & WAIVERS (60)	2	3
101024-00000	UNDERGRAD TUITION AND WAIVERS (60)	2	3
101025-00000	GRAD TUITION AND WAIVERS (60)	2	3
101026-00000	TUITION - EXCESS PHD SCH (35)	2	3
101027-00000	TUITION - EXCESS UNDERGRAD SCH_(35)	2	4
101029-00000	TUITION - UNFUNDED REPEAT-UNDERGRAD	2	4
101031-00000	STATE MINIMUM TUITION-LAW-RESIDENT	2	4
101032-00000	STATE MINIMUM TUITION-LAW NONRESIDN	2	4
101033-00000	CLLW - TUITION AND WAIVERS	2	4
102004-00000	INTEREST ON LAND GRANT ENDOWMENT	2	4
102005-00000	INVESTMENT EARNINGS	2	4
102006-00000	INVESTMENT EARNINGS - FUND 242	2	4
102007-00000	MISCELLANEOUS INCOME	2	4
102100-00000	VET MED-TEACHING HOSPITAL	2	4
120001-00000	PRESIDENT'S OFFICE	2	5
120002-00000	PROVOST AND EXEC VICE PRESIDENT	2	5
120003-00000	VICE PRESIDENT AND CFO	2	5
120006-00000	HUMAN RESOURCES DEPARTMENT	2	5
120007-00000	ASSOCIATE VP & CONTROLLER	2	5
120010-00000	PROCUREMENT SERVICES	2	5
120011-00000	UNIVERSITY RISK AND COMPLIANCE	2	5
120012-00000	HUB PROGRAM	2	5
120013-00000	VP FOR MARKETING AND COMMUNICATIONS	2	6
120014-00000	AFR YEAR END ENTRIES (60)	2	6
120016-00000	VP & ASSOC PROVOST FOR DIVERSITY	2	6
120017-00000	OFFICE OF INSTITUTIONAL EFFECTIVENE	2	6
120030-00000	ENTERPRISE INFORMATION SYSTEMS	2	6

Printed on a Xerox 9700 Laser Printing System at the Computing Services Center / Texas A&M University

Form: URGB01 (02/05/85)

Account	Name	Section	Page
120031-00000	INSTRUCTIONAL TECHNOLOGY SERVICES	2	6
120038-00000	CONTRACT ADMINISTRATION	2	6
120039-00000	SURPLUS PROPERTY	2	6
120043-00000	DOF IT SERVICES	2	6
120045-00000	PAYROLL SERVICES	2	7
120046-00000	STUDENT FINANCIAL SERVICES	2	7
120047-00000	BANKING & MANAGEMENT FEES	2	7
120048-00000	BUDGET OFFICE	2	7
120050-00000	UNIVERSITY POLICE	2	7
120051-00000	FMO - ACCOUNTING SERVICES	2	7
120052-00000	FMO - ACCOUNTING OPERATIONS	2	7
120057-00000	DEPARTMENTAL ACCOUNTING SERVICES	2	7
120065-00000	VICE PRESIDENT FOR RESEARCH OPERAT	2	7
120066-00000	ASSOCIATE PROVOST FOR ACADEMIC	2	8
120067-00000	VP FOR ENROLLMENT & ACADEMIC SVCS	2	8
120069-00000	ASSOC VP EXTERNAL RELATIONS AD-LOC	2	8
120071-00000	OPEN RECORDS OFFICE	2	8
120072-00000	GOVERNMENT RELATIONS	2	8
120073-00000	PRESIDENT'S OFFICE - ADMINISTRATION	2	8
120081-00000	UNIVERSITY ARCHITECT	2	8
120082-00000	OFFICE OF SUSTAINABILITY	2	8
120083-00000	HIGH PERFORMANCE RESEARCH COMPUTING	2	9
120084-00000	VICE PROVOST - ADLOC	2	9
120085-00000	OFFICE OF EXTERNAL FACULTY RECOG	2	9
120400-00000	OFFICE OF ADMISSIONS	2	9
120405-00000	VICE PRESIDENT FOR STUDENT SERVICES	2	9
120406-00000	STUDENT LIFE	2	9
120407-00000	STUDENT ACADEMIC COUNSELING	2	9
120408-00000	OFFICE OF THE COMMANDANT	2	9
120410-00000	SCHOLARSHIPS AND FINANCIAL AID	2	10
120413-00000	VPSA - CONTINGENCY RESERVE	2	10
120417-00000	DISABILITY SERVICES	2	10
121009-00000	GIP - VET MEDICINE	2	10
121050-00000	GIP - ACADEMIC SUPPORT	2	10
121051-00000	GIP - INSTRUCTION	2	10
121052-00000	GIP - INSTITUTIONAL SUPPORT	2	10
121053-00000	GIP - OPERATION & MAINT OF PLANT	2	10
121054-00000	GIP - RESEARCH	2	10
121055-00000	GIP - STUDENT SERVICE	2	10
121056-00000	GIP - PUBLIC SERVICE	2	11
121057-00000	GIP - SCHOLARSHIPS & FELLOWSHIPS	2	11
121206-00000	OFFICE OF FACILITIES COORDINATION	2	11
121208-00000	UNIVERSITY MAIL SERVICE	2	11
121213-00000	STUDENT BAND	2	11
121215-00000	OFFICE OF DATA RESEARCH SERVICES	2	11
121218-00000	SUMMER SCHOOL	2	11
121227-00000	SAL RELATED BENEFITS-VET MED	2	11
121228-00000	SAL RELATED BENEFITS-AS	2	11
121229-00000	SAL RELATED BENEFITS-IS	2	12
121230-00000	SAL RELATED BENEFITS-IN	2	12
121231-00000	SAL RELATED BENEFITS-OM	2	12

Printed on a Xerox 9700 Laser Printing System at the Computing Services Center / Texas A&M University

Form: URGB01 (02/05/85)

Account	Name	Section	Page
121232-00000	SAL RELATED BENEFITS-RES	2	12
121233-00000	SAL RELATED BENEFITS-SS	2	12
121234-00000	SAL RELATED BENEFITS-PS	2	12
121235-00000	SAL RELATED BEN-SCHOL & FELLOW	2	12
121317-00000	ACADEMIC AFFAIRS BUSINESS SERVICES	2	12
121322-00000	IT FOR ACADEMIC SERVICES - STATE	2	12
121323-00000	OFFICE OF REGISTRAR	2	12
121324-00000	STUDENT AFFAIRS COMMUNICATIONS &	2	13
130019-00000	AGRICULTURE - INSTRUCTIONAL SUPPORT	2	13
130039-00000	GRAD PGM ENHANCEMENT - AGRICULTURE	2	13
130500-00000	ARCHITECTURE	2	13
130501-00000	CONSTRUCTION SCIENCE	2	13
130502-00000	CARC - SUPPORT SERVICES	2	13
130503-00000	LANDSCAPE ARCHITECTURE AND URBAN PL	2	13
130504-00000	VISUALIZATION	2	13
130507-00000	GRADUATE ASSISTANT-ARCHITECTURE	2	14
130508-00000	GRADUATE ASSISTANT-CONSTRUCTION SCI	2	14
130509-00000	GRADUATE ASSISTANT-LANDSCAPE ARCH	2	14
130511-00000	GRAD PGM ENHANCEMENT-ARCHITECTURE	2	14
130514-00000	GRAD ASSISTANTS-VISUALIZATION	2	14
130900-00000	BUSH SCHOOL	2	14
130905-00000	GRAD PRGM ENHANCE - BUSH SCHOOL	2	14
131011-00000	BUSINESS - INSTRUCTIONAL SUPPORT	2	14
131016-00000	GRAD PGM ENHANCEMENT-BUSINESS	2	15
131502-00000	COLLEGE OF EDUCATION SUPPORT SERVIC	2	15
131513-00000	GRAD ENHANCEMENT FUNDS - CLED	2	15
132014-00000	ENGINEERING - INSTRUCTIONAL SUPPORT	2	15
132016-00000	GRAD PGM ENHANCEMENT-ENGINEERING	2	15
132500-00000	GEOGRAPHY	2	15
132501-00000	GEOLOGY	2	15
132503-00000	ATMOSPHERIC SCIENCES	2	15
132504-00000	OCEANOGRAPHY	2	16
132506-00000	GRADUATE ASSISTANTS - GEOSCIENCES	2	16
132509-00000	GEOSCIENCES - INSTITUTIONAL SUPPORT	2	16
132509-20000	GERG-INST. SUPPT - GERG SALARIES	2	16
132512-00000	GRAD PGM ENHANCEMENT-GEOSCIENCES	2	16
132529-00000	INFORMATION TECHNOLOGY-GEOSCIENCES	2	16
132535-00000	ENVIRONMENTAL PROGRAMS - GEOSCIENCE	2	16
133017-00000	LIBERAL ARTS - INSTRUCTIONAL SUPPOR	2	16
133019-00000	GRAD PGM ENHANCEMENT-LIBERAL ARTS	2	16
133090-00000	GRADUATE FUNDING - ECON	2	17
133091-00000	GRADUATE FUNDING - ENGL	2	17
133092-00000	GRADUATE FUNDING - HIST	2	17
133094-00000	GRADUATE FUNDING - HISP	2	17
133095-00000	GRADUATE FUNDING - PERF	2	17
133096-00000	GRADUATE FUNDING - PHIL	2	17
133097-00000	GRADUATE STUDIES - POLS	2	17
133098-00000	GRADUATE FUNDING - PSYC	2	17
133099-00000	GRADUATE FUNDING - ANTH	2	18
133100-00000	GRADUATE FUNDING - SOCI	2	18
133102-00000	GRADUATE FUNDING - SCOM	2	18

Printed on a Xerox 9700 Laser Printing System at the Computing Services Center / Texas A&M University

Form: URGB01 (02/05/85)

Account	Name	Section	Page
133510-00000	SCIENCE - INSTRUCTIONAL SUPPORT	2	18
133514-00000	GRAD PGM ENHANCEMENT-SCIENCE	2	18
134004-00000	INST FOR SCIENTIFIC COMPUTATION-SAL	2	18
134021-00000	AGGIE HONOR SYSTEM OFFICE	2	18
134040-00000	ENHANCEMENT OF GRADUATE STUDIES	2	18
134044-00000	TELECOMMUNICATIONS ACADEMY	2	19
134046-00000	DEAN OF FACULTIES/FACULTY PROG & SV	2	19
134050-00000	DISTINGUISHED PROFESSOR COMMITMENTS	2	19
134075-00000	PARTNER PLACEMENT-APDF	2	19
134301-00000	TAMU - IT	2	19
134308-00000	INSTRUCTIONAL MEDIA SERVICES	2	19
134309-00000	HONORS PROGRAM	2	19
134309-10000	POSSE MENTOR BUYOUT	2	19
134311-00000	INTERDISCIPLINARY INSTRUCTION-GALVE	2	19
134312-00000	COMPARATIVE MEDICINE PROGRAM	2	20
134313-00000	MILITARY SCIENCE DEPARTMENT	2	20
134331-00000	EDUCATIONAL TELEVISION	2	20
134333-00000	LAB FOR SYN/BIOLOGIC/INTER - LSBI	2	20
134343-00000	TEXAS A&M UNIVERSITY PRESS	2	20
134344-00000	RESEARCH COMPLIANCE AND BIOSAFETY	2	20
135001-00000	BIMS UNDERGRADUATE PROGRAM	2	20
135002-00000	VET MED GRADUATE PROGRAM	2	20
135250-00000	BIMS - VET INTEGRATIVE BIOSCIENCES	2	20
135253-00000	BIMS - PATHOBIOLOGY	2	21
135254-00000	BIMS - PHYSIOLOGY & PHARMACOLOGY	2	21
135255-00000	BIMS - BIOMEDICAL SCIENCE	2	21
135300-00000	VET INTEGRATIVE BIOSCIENCES - GP	2	21
135302-00000	SMALL ANIMAL CLINICAL SCIENCES-GP	2	21
135303-00000	VET PATHOBIOLOGY - GRADUATE PROGRAM	2	21
135304-00000	PHYSIOLOGY & PHARMACOLOGY - GP	2	21
135307-00000	VET MED GRADUATE PROG ENH FUNDS	2	21
135310-00000	VLCS GRADUATE STUDIES	2	21
137100-00000	DEAN, COLLEGE OF ARCHITECTURE	2	22
137200-00000	DEAN OF BUSINESS	2	22
137500-00000	DEAN OF GEOSCIENCES_(ADLOC)	2	22
137500-00002	CLGE - FACULTY SUMMER SALARY	2	22
137500-00003	DE-ONLINE DISTANCE ED STARTUP	2	22
137900-00000	DEAN OF FACULTIES	2	22
137901-00000	GRADUATE AND PROFESSIONAL STUDIES	2	22
137902-00000	ASSOCIATE PROVOST FOR UNDERGRADUATE	2	22
137903-00000	TRANSITION ACADEMIC PROGRAMS	2	22
137905-00000	STUDY ABROAD PROGRAMS OFFICE	2	23
137909-00000	ACADEMIC SUCCESS CENTER	2	23
138100-00000	PROVOST INITIATIVES	2	23
138102-00000	INSTITUTE FOR QUANTUM SCI & ENG	2	23
138108-00000	TAMU INSTITUTE FOR NEUROSCIENCE	2	23
138109-00000	APPLIED MATHEMATICAL STATISTICS	2	23
138110-00000	WHOLE SYSTEMS GENOMICS INITIATIVE	2	23
138111-00000	NUCLEAR SOLUTIONS INSTITUTE	2	23
138114-00000	VETERINARY MEDICINE - SALARY	2	23
138116-00000	HAGLER INSTITUTE FOR ADVANCED STUDY	2	24

Printed on a Xerox 9700 Laser Printing System at the Computing Services Center / Texas A&M University

Form: URGB01 (02/05/85)

Account	Name	Section	Page
138129-00000	HEC MCALLEN PERSONNEL	2	24
138130-00000	SCHOOL OF INNOVATION/ECON DEVELOPMT	2	24
138131-00000	ASST PROVOST UG STUDIES ADLOC	2	24
138132-00000	HSC PERSONNEL SUPPORT	2	24
138301-00000	COLLEGE OF LAW	2	24
144001-00000	VET MED - ADMINISTRATION	2	24
144002-00000	VET INTEGRATIVE BIOSCIENCES	2	24
144003-00000	VET MED - LARGE ANIMAL MEDICINE & S	2	25
144004-00000	VET MED-SMALL ANIMAL CLINICAL SCI	2	25
144006-00000	VET MED - PATHOBIOLOGY	2	25
144007-00000	VET MED - PHYSIOLOGY & PHARMACOLOGY	2	25
144009-00000	VET MED - SUPPORT SERVICES	2	25
144011-00000	VET MED - COMPUTING SERVICES	2	25
144012-00000	VET MED - INSTRUCTIONAL SUPPORT	2	25
144013-00000	VET MED - TEACHING HOSPITAL	2	25
144014-00000	VET MED - MEDICAL SCIENCE LIBRARY	2	26
144015-00000	IMAGE ANALYSIS LABORATORY-COLLEGE O	2	26
144016-00000	VETERINARY MEDICAL PARK - TAMU	2	26
144020-00000	DEAN OF VETERINARY MEDICINE-SPECIAL	2	26
144028-00000	VET MED-PHYS PLT INFRASTRUCTURE SUP	2	26
144030-00000	SCHOLARSHIP-TUIT & WAIVERS-CLVM(60	2	26
144048-00000	TIPS OPERATING EXPENSE RESERVE	2	26
149003-00000	LIBRARIES	2	26
149022-00000	MEDICAL SCIENCES LIBRARY HSC	2	27
150002-00000	CENTRAL RECEIVING	2	27
150005-00000	ENVIRONMENTAL HEALTH & SAFETY	2	27
150008-00000	FCOR GIS MAPPING	2	27
150603-00000	UNIVERSITY CENTER BUILDING MAINTENA	2	27
151005-00000	RECREATIONAL SPORTS E&G CUSTODIAL F	2	27
151501-00000	CENTRAL UTILITIES	2	27
153001-00000	SEA GRANT ADMINISTRATION & PROGRAM	2	27
155084-00000	TEXAS A&M ENERGY INSTITUTE	2	28
163001-00000	CYCLOTRON INSTITUTE	2	28
163201-00000	ACADEMIC SKILLS PROGRAM - REMEDIAL	2	28
163601-00000	PUBLIC POLICY RESEARCH INSTITUTE	2	28
163880-00000	SCHOLARSHIP-WAIVERS & EXEMPTIONS(60	2	28
163883-00000	SCHOLARSHIP-TUIT & WAIVERS-GRAD(60)	2	28
163884-00000	SCHOLARSHIPS - TUIT & WAIVERS-CLLW	2	28
163902-00000	STATE COLLEGE WORK STUDY	2	28
163940-00000	PUBLIC SERVICE-SURVIVOR'S BENEFIT	2	28
163950-00000	TEXAS GRANT - TAMU - CS - STATE	2	29
163970-00000	TOP 10% STATE SCHOLARSHIP	2	29
164050-00000	COLONIAS	2	29
179901-10000	CONTINGENT INCOME-INSTRUCTION (10)	2	29
199999-00000	AFR TUITION DISCOUNTING	2	29
200070-00000	EI-MASTER OF SCIENCE AND ENERGY	3	1
200100-00000	S/G SPECIAL ACTIVITIES ACCOUNT	3	1
200210-00000	PRESIDENTIAL CONFERENCE CENTER	3	1
200220-00000	MSF PROGRAM ENROLLMENT FEE ACCOUNT	3	1
200230-00000	UNIVERSITY POLICE	4	1
200260-00000	COMPASS REVENUES	3	1

Printed on a Xerox 9700 Laser Printing System at the Computing Services Center / Texas A&M University

Form: URGB01 (02/05/85)

Account	Name	Section	Page
200300-00000	DEPARTMENTAL ACCOUNTING SERVICES	3	2
200390-00000	STAFF APPRECIATION WEEK	3	2
200460-00000	MS BUSINESS PROGRAM FEE	3	2
200480-00000	AFR YEAR END ENTRIES (35)	3	2
200590-00000	PLANT PATHOLOGY FACULTY STARTUP	3	2
200660-00000	COLLEGE STRATEGIC INITIATIVES-GEOSC	3	3
201050-00000	VICE PRESIDENT FOR FINANCE & CFO	3	3
201060-00000	BUDGET OFFICE	3	3
201070-00000	TAMU SPORTS CLUBS	3	3
201110-00000	TEXAS TUITION PROMISE FUND EXCESS	3	3
201120-00000	SFAOP - ENROLLMENT SERVICES	3	3
201140-00000	AST - ENROLLMENT SERVICES	3	3
201180-00000	ADMI - ENROLLMENT SERVICES	3	4
201190-00000	REGI - ENROLLMENT SERVICES	3	4
201330-00000	VP - HR SERVICES	3	4
201340-00000	ITAS-OAL MOU BILLING REVENUE	3	4
201430-00000	FBI ETIQUETTE DINNER	3	4
201770-00000	EQUESTRIAN CAMP	3	4
201780-00000	SOFTBALL CAMP	3	5
201790-00000	WOMEN'S BASKETBALL CAMP	3	5
201800-00000	GOLF CAMP	3	5
201810-00000	MEN'S BASKETBALL CAMP	3	5
201820-00000	BASEBALL CAMP	3	5
201830-00000	FOOTBALL CAMP	3	6
201840-00000	TRACK CAMP	3	6
201850-00000	AGGIE TENNIS CAMP (MEN)	3	6
201860-00000	CAMP ADMINISTRATION	3	6
201880-00000	VOLLEYBALL CAMP	3	6
201890-00000	SWIM CAMP	3	7
201910-00000	SOCCER CAMP	3	7
201940-00000	TEXAS A&M TENNIS CAMP (WOMEN)	3	7
202030-00000	HORSE JUDGING CAMP	3	7
202100-00000	SOLTIS CTR FOR RESEARCH AND EDUCATI	3	7
202150-00000	UNDERGRAD SCHOLARSHIPS	3	7
202530-00000	TAILGATING	3	8
202860-00000	ASSOCIATE VP & CONTROLLER	3	8
202900-00000	CAMERA PROJECT	3	8
203000-00000	LEGENDS PREMIER STALLION SEASON AUC	3	8
203010-00000	PREVENTIVE MAINTENANCE	3	8
203120-00000	QUANTUM BIOPHOTONICS RESEARCH	3	8
203150-00000	MFM PROGRAM FEE	3	8
203180-00000	TEXAS AGGIE DANCE TEAM	3	9
203390-00000	SHARED FINANCIAL SERVICES	3	9
203460-00000	UNIVERSITY ARTS	3	9
203480-00000	FEDERAL AFFORDABLE CARE ACT	3	9
203560-00000	RESEARCH COMPLIANCE & BIOSAFETY	3	9
203650-00000	BUSINESS ACCELERATOR SPACE	3	9
203680-00000	MAYS MASTERS' PROGRAM FEE- DEAN	3	10
203700-00000	SAPO - PASSPORT PROCESSING	3	10
203750-00000	ITA SUMMER CIRCUIT TENNIS TOURNAMEN	3	10
203760-00000	OFFICE OF THE REGISTRAR-SUPPLEMENT	3	10

Printed on a Xerox 9700 Laser Printing System at the Computing Services Center / Texas A&M University

Form: URGB01 (02/05/85)

Account	Name	Section	Page
203800-00000	COLLEGIATE LICENSING NON-ATHLETIC	3	10
203810-00000	COLLEGIATE LICENSING OFFICE	3	10
203830-00000	LIBRARIES - QATAR EXPENSES RETURN	3	11
203850-00000	MS ANALYTIC PROGRAM	3	11
204020-00000	GREEN FUND	3	11
204210-00000	ATHLETIC COMPLIANCE	3	11
204290-00000	DIVISION OF ADMINISTRATION - LOCAL	3	11
204300-00000	CONTINGENCY RESERVE FOR REPAIRS	3	11
204320-00000	PRESIDENT'S OFFICE	3	11
204330-00000	OSTEOPATH SERVICES	3	12
204340-00000	QATAR ADMINISTRATION - TEES	3	12
204690-00000	SYSTEM ASSESSMENTS	3	12
204720-00000	LNOS TEACHING FEE REVENUE	3	12
204750-00000	SAS/CIRT OPERATIONS ACCOUNT	3	12
204760-00000	SUSTAINABILITY OPERATIONS	3	12
204840-00000	MASTER OF AGRIBUSINESS PROGRAM FEE	3	12
204870-00000	SCHOLARSHIPS - DIVERSITY FUNDING	3	12
204980-00000	IT - SERVICES OPERATIONS	3	13
205220-00000	DIVISION OF STUDENT AFFAIRS IT	3	13
205230-00000	SACT STUDENT ORGANIZATION SERVICES	3	13
205470-00000	CMAC - LAB SERVICES	3	13
205540-00000	PARK WEST (LUTHER STREET)	3	13
205550-00000	GERMANY SPORTS MANAGEMENT SSII	3	13
206280-00000	VETERINARY EMERGENCY TEAM	3	14
206300-00000	ECON MS GRAD PROGRAM FEE	3	14
206310-00000	IN-KIND CATERING	3	14
206360-00000	DIVISION OF ADMIN DIVERSITY INITIAT	3	14
206380-00000	MSC FACILITY SUPPORT	3	14
206400-00000	MIS MASTERS PROGRAM ENROLL FEE-INFO	3	14
206450-00000	SPORTS MEDICINE CAMP	3	15
206490-00000	FACILITIES AND DINING ADMIN	3	15
206520-00000	CTR FOR HIGHER ED AND LANGUAGE	3	15
206600-00000	AGGIE CAREER TEAM	3	15
206610-00000	LAW SCHOOL GRAD PROGRAM FEE	3	15
206630-00000	CLAR - GRADUATE PROGRAM FEES	3	15
206640-00000	SERVICE RECOGNITION AWARDS	3	16
206650-00000	VIZA - GRADUATE PROGRAM FEES	3	16
206660-00000	LAUP - GRADUATE PROGRAM FEES	3	16
206670-00000	COSC - GRADUATE PROGRAM FEES	3	16
206680-00000	ARCH - GRADUATE PROGRAM FEES	3	16
206740-00000	UNIVERSITY CENTRE (SOUTH COLLEGE)	3	16
206900-00000	QATAR SERVICE LEVEL AGREEMENTS -REV	3	17
206901-00000	QATAR SERVICE - UNDERGRAD STUDIES	3	17
206903-00000	QATAR SERVICE - GRADUATE STUDIES	3	17
206904-00000	QATAR SERVICE - VP FOR RESEARCH	3	17
206905-00000	QATAR SERVICE - PAYROLL	3	17
206906-00000	QATAR SERVICE - CLEN	3	17
206907-00000	SERVICE LEVEL AGREEMENT-CLLA	3	17
206908-00000	QATAR SERVICE - COLLEGE OF SCIENCE	3	17
206909-00000	QATAR SERVICE - CONTRACTS & GRANTS	3	18
206910-00000	QATAR SERVICE - FMO	3	18

Printed on a Xerox 9700 Laser Printing System at the Computing Services Center / Texas A&M University

Form: URGB01 (02/05/85)

Account	Name	Section	Page
206911-00000	QATAR SERVICE - HUMAN RESOURCES	3	18
206913-00000	QATAR SERVICE - TAMU LIBRARIES	3	18
206914-00000	QATAR SERVICE - QATAR SUPPORT OFFIC	3	18
206915-00000	QATAR SERVICE - PROVOST	3	18
206916-00000	QATAR SERVICE - PROCUREMENT SERVICE	3	18
206918-00000	QATAR SERVICE - IMAGING	3	18
206919-00000	QATAR SERVICE - CTR FOR TEACHING	3	18
206920-00000	QATAR SERVICE LEVEL AGREEMENTS-EIS	3	19
207030-00000	CHINA METEOROLOGY	3	19
207070-00000	BRAZIL SUSTAINABLE NUTRITION	3	19
207160-00000	ITALY ENGINEERING ETHICS	3	19
207300-00000	QATAR SERVICE LEVEL AGREEMENTS-ITS	3	19
207490-00000	MS-MARKETING PROGRAM FEE	3	19
207520-00000	MSHRM PROGRAM FEE-MANAGEMENT DEPT	3	20
207550-00000	EHSD MISCELLANEOUS REVENUE	3	20
207620-00000	GRADUATE PROGRAM FEE-CLEN	3	20
208010-00000	SPAIN ARCHITECTURE SUMMER II	3	20
208030-00000	BRAZIL ENGR ELEN 314 & 320 SAPO	3	20
208040-00000	SABR - SOUTH AFRICA CONSERVATION ME	3	20
208130-00000	SABR - ITALY HORTICULTURE	3	21
208140-00000	STUDY ABROAD-AG-AUSTRALIA RENR400	3	21
208150-00000	STUDY ABROAD-ARCH-GERMANY CARC301	3	21
208160-00000	SABR - CHINA BIOENVIRONMENTAL SCIEN	3	21
208170-00000	STUDY ABROAD SPAIN ENGR CVEN444/483	3	21
208200-00000	STUDY ABROAD-LANDSCAPE ARCH GERMANY	3	21
208210-00000	DANUBE - GERMANY POLS 306	3	21
208250-00000	FRANCE AGRIBUSINESS SUMMER II	3	22
208260-00000	MASTER OF REAL ESTATE	3	22
208270-00000	UTILITIES E&G SUPPLEMENT	3	22
208290-00000	STUDY ABROAD - INDEPENDENT PROGRAMS	3	22
208350-00000	SABR - SPAIN ARCH SUMMER	3	22
208370-00000	FIELD TRIP ESSM 420/ ESSM 631	3	22
208400-00000	TAMU - IT CAPITAL	3	23
208450-00000	MAYS BELGIUM BUSINESS STUDY ABROAD	3	23
208490-00000	SABR - BUSH 689 - CHINA	3	23
208520-00000	SABR-ITALY FALL ARCH	3	23
208540-00000	SABR - SPAIN - ARCH SPRING	3	23
208550-00000	SABR - ITALY EDUCATION - SPRING	3	23
208580-00000	INTL STUDENT INSURANCE	3	23
208620-00000	SABR - FIJI STUDY ABROAD	3	24
208650-00000	BUSH SCHOOL GRAD PROG FEE-MPIA REV	3	24
208660-00000	BUSH SCHOOL GRAD PROG FEE-MPSA REV	3	24
208670-00000	BUSH SCHOOL GRAD PROG FEE-EXPENDITU	3	24
208680-00000	BUSH SCHOOL GRAD PROG FEE-SCHOLARSH	3	24
208750-00000	MAYS ECUADOR & PERU BUSINESS STUDY	3	24
208770-00000	SABR - JAPAN - LIBERAL ARTS	3	24
208790-00000	SABR - DOMINICAN REPUBLIC HEALTH	3	25
208880-00000	SABR - GERMANY SUSTAINABLE COMMUNI	3	25
208980-00000	SABR - CHINA LANGUAGE AND CULTURE	3	25
209000-00000	SABR - MAYS INDIA BUSINESS	3	25
209010-00000	SABR - CHINA BUSINESS	3	25

Printed on a Xerox 9700 Laser Printing System at the Computing Services Center / Texas A&M University

Form: URGB01 (02/05/85)

Account	Name	Section	Page
209020-00000	SABR - MAYS BRAZIL-ARGENTINA BUSINE	3	25
209040-00000	ITALY COMMUNICATION	3	25
209070-00000	SABR - CHINA ELECTRICAL & COMPUTER	3	26
209110-00000	UAE NUCLEAR ENGINEERING	3	26
209170-00000	MAYS S AFRICA STUDY ABROAD PROGRAM	3	26
209180-00000	FRANCE MATHEMATICS	3	26
209280-00000	GREECE ENGINEERING ETHICS WINTER	3	26
209360-00000	SABR-NEW ZEALAND & AUSTRALIA NATURA	3	26
209370-00000	SABR-SOUTH AFRICA NATURE TOURISM	3	26
209380-00000	SABR - AFRICA WILDLIFE HEALTH AND	3	27
209480-00000	SABR - UK CONSTRUCTION LAW	3	27
209550-00000	CHILE HISPANIC CULTURE AND ART	3	27
209560-00000	SOUTH AFRICA CONSERVATION MEDICINE	3	27
209580-00000	GERMANY BUSH	3	27
209640-00000	GREECE ENGINEERING ETHICS	3	27
209650-00000	GERMANY ARCHITECTURE - SUMMER	3	27
209690-00000	ITALY CIVIL ENGINEERING SSII	3	28
209740-00000	BUSINESS HONORS FIELD TRIP	3	28
209860-00000	SABR - GERMANY BIOSCIENCES	3	28
209880-00000	SABR - COSTA RICA BOMEDICAL SCIENCE	3	28
209900-00000	SABR - NAMIBIA TECHNOLOGICAL CHANGE	3	28
209940-00000	SABR - GREECE PROFESSIONAL LEADERSH	3	28
210020-00000	TURKEY SUPPLY CHAIN MANAGEMENT	3	28
210050-00000	SABR - COSTA RICA AGRICULTURAL	3	29
210080-00000	CHILE BUSINESS STUDY ABROAD	3	29
210090-00000	ABSTRACTS & THESIS	3	29
210110-00000	NEW ZEALAND CULTURE AND SNOW	3	29
210220-00000	COUNSELING & ASSESSMENT CLINIC	3	29
210260-00000	NEW STUDENT CONFERENCES	3	29
210270-00000	DIPLOMA FEE	3	30
210280-00000	INTL STUDENT FEE - CTE	3	30
210290-00000	SABR - NEW ZEALAND AGRICULTURE &	3	30
210320-00000	SURPLUS PROPERTY	3	30
210340-00000	GEOLOGY 300 FIELD TRIP	3	30
210360-00000	SABR - BRAZIL ELECTRICAL II	3	30
210390-00000	BUILDING SERVICES	4	1
210410-00000	FMO	3	31
210420-00000	ENGAGEMENT INITIATIVES	3	31
210430-00000	INTL STUDENT FEE - WRITING CTR	3	31
210440-00000	FINLAND BUSINESS STUDY ABROAD	3	31
210470-00000	UNIFORM USAGE CHARGE	3	31
210510-00000	DATA PROCESSING	3	31
210520-00000	STUDENT RECORD TRANSCRIPTS	3	32
210550-00000	KAMU TELEVISION	3	32
210600-00000	VET MEDICINE APPLICATION PROCESSING	3	32
210620-00000	STUDY ABROAD PROGRAM DEPOSIT ACCOUN	3	32
210670-00000	APPLICATION FEE	3	32
210680-00000	ATMOSPHERIC SCIENCES EDUCATION FUND	3	33
210710-00000	STATE AUDITOR ASSESSMENTS	3	33
210730-00000	GERMANY REFLECTIONS FROM EUROPE	3	33
210760-00000	LEGAL SERVICES	3	33

Printed on a Xerox 9700 Laser Printing System at the Computing Services Center / Texas A&M University

Form: URGB01 (02/05/85)

Account	Name	Section	Page
210770-00000	TESTING SERVICES	3	33
210780-00000	HAIFA UNIV INITIATIVE - GEOSCIENCE	3	33
210800-00000	BOOKSTORE ALLOCATION	3	33
210830-00000	MSC FACILITY SUPPORT	3	34
210840-00000	CHINA/TAIWAN SUSTAINABLE COMM	3	34
210850-00000	AFR YEAR END ENTRIES NON CASH (60)	3	34
210860-00000	GEOLOGY 306 FIELD TRIP	3	34
210880-00000	ASSESSMENT & EVALUATION	3	34
210930-00000	MASS SPECTROMETRY	3	34
210940-00000	FM RADIO STATION OPERATIONS	3	35
210970-00000	ONLINE LAW APPLICATION	3	35
210980-00000	GEOLOGY 440 FIELD TRIP	3	35
211020-00000	GEOLOGY FIELD TRIP-GENERAL	3	35
211030-00000	STUDENT - ATHLETE ACADEMIC APPT FEE	3	35
211080-00000	INVESTMENT EARNINGS	3	35
211110-00000	IRELAND MEDIA & POLITICS	3	36
211170-00000	EMERGENCY MAINTENANCE & MODIFICATIO	3	36
211220-00000	STUDY ABROAD ADMINISTRATION	3	36
211240-00000	STUDENT WELFARE & RECREATIONAL FACI	3	36
211270-00000	TEXAS A&M UNIVERSITY PRESS PUBLICAT	3	36
211280-00000	STUDY ABROAD - SEMESTER I - ITALY	3	36
211300-00000	WILDLIFE AND FISHERIES STUDY ABROAD	3	37
211310-00000	SABR - ITALY CIVIL ENGINEERING	3	37
211330-00000	MARKETING 401 & 485 STUDY ABROAD	3	37
211360-00000	GEOGRAPHY FIELD TRIP	3	37
211410-00000	ITALY SUMMER STUDY ABROAD	3	37
211440-00000	QATAR MANAGEMENT FEE - CLEN	3	37
211510-00000	SABR-SUP DIR ENROLL EUROPE SEMESTER	3	37
211560-00000	FEE INSTALLMENT HANDLING CHARGE	3	38
211640-00000	SPONSORED STUDENT PROGRAMS	3	38
211650-00000	LIBRARY-MATERIALS AND SERVICES MANA	3	38
211660-00000	TAMU PSYCHOLOGY CLINIC	3	38
211710-00000	PATENTS/COPYRIGHTS ROYALTY INCOME	3	38
211720-00000	PUBLIC POLICY RESEARCH INSTITUTE	3	39
211780-00000	EMPLOYEE TUITION ASSISTANCE PROGRAM	3	39
211790-00000	UAE ORGANIZATIONAL LEARNING	3	39
211810-00000	EGYPT INDUSTRIAL & SYSTEMS ENG	3	39
211820-00000	MEXICO AGRICULTURAL LEADERSHIP	3	39
211870-00000	GUATEMALA COFFEE ORIGINS	3	39
211970-00000	TAMU - INFORMATION TECHNOLOGY	3	39
212080-00000	INSTRUCTIONAL TECHNOLOGY SERVICES	3	40
212100-00000	GRAD ADVANCEMENT FUNDING - CLGE	3	40
212120-00000	VP & ASSOC PROVOST FOR DIVERSITY	3	40
212350-00000	EUROPE GEOGRAPHY	3	40
212380-00000	FINLAND ENGINEERING TECHNOLOGY	3	40
212390-00000	COOP ADMINISTRATIVE FEE	3	40
212420-00000	NEW FACULTY START-UP: GEOSCIENCES	3	40
212480-00000	EGYPT INDUSTRIAL & SYSTEMS ENG FALL	3	41
212510-00000	JAPAN FALL ARCHITECTURE	3	41
212540-00000	GEOLOGY MICROPROBE OPERATIONS	3	41
212610-00000	GREECE ENGINEERING ETHICS-FALL	3	41

Printed on a Xerox 9700 Laser Printing System at the Computing Services Center / Texas A&M University

Form: URGB01 (02/05/85)

Account	Name	Section	Page
212640-00000	ITALY ENGINEERING ETHICS (MILAN)	3	41
212710-00000	ACADEMIC SUCCESS EDUCATION PROGRAMS	3	41
212750-00000	PERU GEOGRAHPY	3	41
212820-00000	UK COMPUTER ENGINEERING	3	42
212830-00000	UK/GERMANY ELECTRICAL ENGINEERING	3	42
212870-00000	UK/GERMANY PETROLEUM ENGNINEERING	3	42
212940-00000	UK/GERMANY SUPPLY CHAIN MGMT	3	42
213060-00000	LIBRARY - IEEE PARTNERSHIP PROGRAM	3	42
213130-00000	TAMU/BUSH LIBRARY	3	42
213140-00000	ITALY FALL STUDY ABROAD	3	42
213150-00000	CORPS VISITOR CENTER	3	43
213650-00000	STUDY ABROAD - GERMANY PSYCHOLOGY	3	43
213710-00000	INTERNATIONAL FACULTY & SCHOL REVOL	3	43
213730-00000	RESEARCH PARK OPERATIONAL FUND	3	43
213850-00000	VET INTEGRATIVE BIOSCIENCE DESIGNAT	3	43
213860-00000	KORICH - CORE SURGICAL SKILLS	3	43
213910-00000	GRADUATE AND PROFESSIONAL STUDIES	3	44
214050-00000	NEW STUDENT CONFERENCE STUDENT LIFE	3	44
214060-00000	RECIPROCAL EXCHANGE	3	44
214140-00000	PRACTICUM PLACEMENTS IN PSYCHOLOGY	3	44
214190-00000	STUDY ABROAD - SOUTH AFRICA AGRI	3	44
214310-00000	STUDY ABROAD-EUROPEAN ACADEMY	3	44
214360-00000	VETERINARY MEDICINE MEDIA RESOURCES	3	45
214370-00000	CVM MARKETPLACE	3	45
214390-00000	FISH CAMP	3	45
214420-00000	FRANCE STUDY ABROAD PROGRAM	3	45
214480-00000	CORP ACADEMICS	3	45
214500-00000	STUDENT RENTALS - RESIDENCE LIFE	3	45
214510-00000	STUDENT ORGANIZATION FINANCE CENTER	3	46
214540-00000	STUDY ABROAD PROGRAM BUS SUPPORT	3	46
214600-00000	SPAIN STUDY ABROAD PROGRAM	3	46
214640-00000	CONSTRUCTION SCIENCE INTERNSHIP PRO	3	46
214670-00000	CHEMISTRY DEVELOPMENT	3	46
214700-00000	HUMAN RESOURCES DEPARTMENT	3	47
214930-00000	VET MED CLINICAL TRAINING PROGRAM	3	47
215050-00000	E-PAY CONVENIENCE FEE	3	47
215080-00000	VISITORS CENTER	3	47
215090-00000	PPRI - TEXAS SCHOOLS	3	47
215240-00000	ENTERPRISE INFORMATION SYSTEMS	3	47
215290-00000	CONTRACT ADMINISTRATION	3	48
215310-00000	ACADEMY NETWORK PARTNERSHIPS	3	48
215450-00000	LIVESTOCK SALES-VLAM & SURGERY	3	48
215460-00000	CVM ENRICHMENT PROGRAM	3	48
215660-00000	ALEC - INSTRUCTIONAL MATERIALS SERV	3	48
215680-00000	RESIDENCE HALL ASSOCIATION-SUPPORT	3	48
215700-00000	CORPS PROJECT FUND	3	48
215740-00000	CADET CORPS AWARDS & TROPHIES *CR*	3	49
215820-00000	PARSONS MOUNTED CAVALRY	3	49
216010-00000	DOF IT SERVICES-IMAGING MAINTENANCE	3	49
216080-00000	DISTANCE EDUCATION ACCESS FEE-ENG	3	49
216120-00000	TPEG - LAW - RESIDENT	3	49

Printed on a Xerox 9700 Laser Printing System at the Computing Services Center / Texas A&M University

Account	Name	Section	Page
216130-00000	TPEG - LAW - NON RESIDENT	3	49
216140-00000	INSTITUTIONAL DEVELOPMENT-BEQUEST	3	49
216150-00000	WOMEN IN TIME ACCOUNT	3	49
216230-00000	MEDICAL SCIENCES LIBRARY	3	50
216240-00000	TAMU LIVESTOCK JUDGING CONTEST	3	50
216270-00000	TPEG RESIDENT	3	50
216280-00000	TPEG NON-RESIDENT	3	50
216290-00000	TPEG VET MED RESIDENT	3	50
216300-00000	TPEG VET MED NON-RESIDENT	3	50
216340-00000	DISTANCE EDUCATION SUPPORT	3	50
216380-00000	BARNES & NOBLE SCHOLARSHIP FUND	3	50
216390-00000	PRESIDENTS SCHOLARS - TAMU	3	51
216400-00000	TAMU BOOKSTORE STUDY ABROAD SCHOL	3	51
216410-00000	COMMANDANT'S-CORPS SCHOLARSHIPS	3	51
216640-00000	MSC JORDAN INSTITUTE	3	51
216680-00000	CLAG DEVELOPMENT COUNCIL MEETINGS	3	51
216720-00000	STUDY ABR BELGIUM ENGR AGSM335/337	3	51
216860-00000	GI LAB	3	51
216910-00000	ALUMNI AND EDUCATION SERVICES	3	52
216920-00000	STUDENT FINANCIAL AID	3	52
217000-00000	DESIGN-OTHER STUDENT FEES (60)	3	52
217410-00000	NEW GRADUATE STUDENT FEE ACCOUNT	3	52
217430-00000	GILBERT, W.C. JR. ESTATE - LIBR	3	52
217620-00000	SPECIAL CONCESSIONS-PRESIDENT	3	52
217620-10000	SPECIAL CONCESSIONS-GAMEDAY	3	52
217620-20000	SPECIAL CONCESSIONS-PRES EVENTS	3	53
217640-00000	SPECIAL CONCESSIONS-PROVOST	3	53
217650-00000	SPECIAL CONCESSIONS-DIVISION OF ADM	3	53
217660-00000	SPECIAL CONCESSIONS-VP STUDENT AFFA	3	53
217670-00000	SPECIAL CONCESSIONS-DIRECTOR MARKET	3	53
217680-00000	SPECIAL CONCESSIONS-PPO	3	53
217690-00000	SPECIAL CONCESSIONS-COMMANDANT	3	53
217720-00000	DEPARTMENTAL OPERATING EXP	3	53
217760-00000	SPECIAL CONCESSIONS-RESIDENCE LIFE	3	53
217780-00000	SPECIAL CONCESSIONS-RESERVE	3	54
217810-00000	SPECIAL CONCESSIONS-VP FINANCE	3	54
217850-00000	STUDY ABROAD-CLLA/RUSSIA LANGUAGE	3	54
217860-00000	STUDENT COUNSELING SERVICE	3	54
217900-00000	INTERNATIONAL STUDENT SERVICES	3	54
217910-00000	STUDY ABROAD-CLLA/SPAIN LANGUAGE	3	54
217930-00000	MUSIC COPYRIGHT USE FUND	3	54
217940-00000	PEPSI SCHOLARSHIPS FUNDS	3	55
218000-00000	QATAR CAMPUS - CONTRACT MGMT FEES	3	55
218160-00000	STUDENT FINANCIAL SERVICES REVENUE	3	55
218190-00000	PAYROLL SERVICES	3	55
218200-00000	STUDENT FINANCIAL SERVICES	3	55
218300-00000	AGGIE CARD MAINTENANCE REVENUE	3	55
218320-00000	BANKING & MANAGEMENT FEES	3	55
218340-00000	STUDENT FINANCIAL SERVICES	3	56
218410-00000	DOF IT SERVICES-LOCAL	3	56
218490-00000	KAMU TRANSMISSION SERVICES	3	56

Form: URGB01 (02/05/85)
Printed on a Xerox 9700 Laser Printing System at the Computing Services Center / Texas A&M University

Form: URGB01 (02/05/85)

Account	Name	Section	Page
218500-00000	FEE INSTALLMENT HANDLING CHARGE REV	3	56
218530-00000	OFFICE OF FACILITIES COORDINATION	3	56
218560-00000	HUB PROGRAM	3	56
218630-00000	DISTANCE EDUCATION SUPPORT-BUS ADM	3	56
218780-00000	AGGIE BAND TRAVEL	3	56
218930-00000	SPECIAL CONCESSIONS - USC	3	57
219000-00000	CONVENIENCE FEE	3	57
219080-00000	MAYS MASTERS' PROGRAM FEE	3	57
219100-00000	MAYS MBA PROGRAM FEE	3	57
219110-00000	COMMUNICATION LAB SUPPORT	3	57
219300-00000	MSC FORSYTH GALLERIES	3	57
219480-00000	CPI-COUNCIL OF PRINCIPAL INVESTIGAT	3	58
219600-00000	ARCHITECTURE ITALY SPRING SAPO	3	58
219650-00000	INSURANCE - TAMU	3	58
219660-00000	ARCHITECTURE BARCELONA SPAIN	3	58
219710-00000	AG - FRANCE - FESIA_STUDY ABROAD	3	58
219730-00000	SUMMER CAMPS	3	58
219750-00000	RESOURCE ALLOCATION PROGRAM	3	58
219930-00000	STUDY ABROAD GERMANY-VET VTPB485	3	59
219970-00000	MAYS ON-LINE GRAD APPLICATION FEES	3	59
220300-00000	FACULTY SENATE CONCESSIONS	3	59
221000-00000	CLAG - COLLEGE ADVANCEMENT FEE	3	59
221016-00000	MS MIS PROGRAM STUDENT FEE	3	59
221100-00000	CLBA - COLLEGE ADVANCEMENT FEE	3	59
221111-00000	CLBA - COLLEGE ADVANCEMENT FEE	3	60
221200-00000	CLED - COLLEGE ADVANCEMENT FEE	3	60
221400-00000	CLGE - COLLEGE ADVANCEMENT FEE	3	60
221413-00000	CLGE - TEACHING FEE MS OF GEOSCIENC	3	60
221421-00000	PBSI - MS GRAD PROGRAM FEE	3	60
221500-00000	CLLA - COLLEGE ADVANCEMENT FEE	3	60
221600-00000	CLSC - COLLEGE ADVANCEMENT FEE	3	61
221700-00000	CLVM - COLLEGE ADVANCEMENT FEE	3	61
221720-00000	CLVM - COLLEGE ADVANCEMENT FEE-DVM	3	61
225400-00000	INSTRUCTIONAL ENH/EQUIP FEE-VET MED	3	61
225650-00000	OUT OF STATE DIST ED FEE-STATISTICS	3	61
225720-00000	DISTANCE INSTRUCT ENH/EQUIP - CLED	3	61
225990-00000	BUSH SCHOOL DE-OSNR TEACHING FEE	3	62
226060-00000	DISTANCE EDUCATION	3	62
226200-00000	DIST ED FEE - OUT-OF-STATE - MATH	3	62
230001-00000	FEDERAL GRANTS - INDIRECT COST	3	62
230002-00000	STATE GRANTS - INDIRECT COST	3	62
230003-00000	MISCELLANEOUS GRANTS - INDIRECT COS	3	62
230004-00000	TEXAS A&M RESEARCH FDN - FAC USE	3	62
230011-00000	RESEARCH DEVELOPMENT INCENTIVES	3	62
230014-00000	ORGANIZED RESEARCH OPERATING FUND	3	63
230027-00000	COMPARATIVE MEDICINE PRGM RESEARCH	3	63
230056-00000	INDIRECT COST - GEOSCIENCES	3	63
230071-00000	NEW FACULTY STARTUP - CHEMISTRY	3	63
230074-00000	INDIRECT COST RETURN - GEOGRAPHY	3	63
230075-00000	INDIRECT COST RETURN-GEOLOGY & GEOP	3	63
230076-00000	INDIRECT COST RETURN - ATMOSPHERIC	3	63

Printed on a Xerox 9700 Laser Printing System at the Computing Services Center / Texas A&M University

Form: URGB01 (02/05/85)

Account	Name	Section	Page
230077-00000	INDIRECT COST RETURN - OCEANOGRAPHY	3	64
230098-00000	INDIRECT COST - PSYC	3	64
230142-00000	CACE-IDC CENTER FOR ATMOSPHERIC CHE	3	64
230170-00000	MICROSCOPY AND IMAGING CENTER	3	64
230260-00000	INTRNL OCEAN DISCOVERY PROG - GEOS	3	64
230261-00000	INTRNL OCEAN DISCOVERY PROG - SRS	3	64
231071-00000	GEOG - PI INDIRECT COST RETURNS	3	64
231074-00000	METR - PI INDIRECT COST RETURNS	3	65
231102-00000	CHEM - PI INDIRECT COST RETURNS	3	65
231124-00000	VTAN - PI INDIRECT COST RETURNS	3	65
235017-00000	RESIDUAL FUNDS - OCEANOGRAPHY	3	65
235111-00000	RESIDUAL FUNDS - GEOGRAPHY	3	65
235140-00000	RESIDUAL FUNDS - GEOLOGY & GEOPHYS	3	65
235142-00000	RESIDUAL FUNDS - ATMOSPHERIC SCIENC	3	65
237000-00000	UAF-REVENUE ACCOUNT	3	66
237001-00000	UAF-ACAD AFF BUSINESS OFFICE	3	66
237002-00000	UAF-TRANSITION ACAD PROGRAMS	3	66
237004-00000	UAF-OFFICE OF THE REGISTRAR	3	66
237013-00000	UAF-ASSOC VP - IT	3	66
237014-00000	UAF-DEAN UG PGMS & ASSOC PROVOST	3	66
237017-00000	UAF-BEUTEL HEALTH CENTER	3	66
237021-00000	UAF-CAREER CENTER	3	67
237022-00000	UAF-COMMANDANT CORP OF CADETS	3	67
237036-00000	UAF-DEPT OF INFORMATION TECHNOLOGY	3	67
237037-00000	UAF-DISABILITY SERVICES	3	67
237054-00000	UAF-PROVOST INFO TECHNOLOGY OFFICE	3	67
237062-00000	UAF-MEMORIAL STUDENT PROGRAMS	3	67
237063-00000	UAF-MULTICULTURAL SERVICES	3	68
237071-00000	UAF-EXEC VP & PROVOST	3	68
237075-00000	UAF-RECREATIONAL SPORTS MGMT	3	68
237076-00000	UAF-STUDY ABROAD PROGRAM	3	68
237077-00000	UAF-STUDENT ACTIVITIES	3	68
237079-00000	UAF-STUDENT COUNSELING	3	68
237081-00000	UAF-STUDENT FINANCIAL AID OPERATION	3	68
237082-00000	UAF-STUDENT BUSINESS SERVICES	3	69
237084-00000	UAF-STUDENT LIFE	3	69
237085-00000	UAF-STUDENT LIFE STUDIES	3	69
237087-00000	UAF-UNIVERSITY ART EXHIBITS	3	69
237088-00000	UAF-LAUNCH	3	69
237088-09000	GA - SALARY	3	69
237088-10000	LC - GENERAL	3	69
237088-10002	LC - GENERAL PROGRAMMING	3	70
237088-10003	LC - MENTOR TRAINING	3	70
237088-10004	LC - SPRING BREAK STAFF SUPPORT	3	70
237088-11000	LC - ASPIRE	3	70
237088-12000	LC - CENTURY SCHOLARS	3	70
237088-13000	LC - FOCUS	3	70
237088-14000	LC - IGNITE	3	70
237088-15000	LC - GTF	3	70
237088-16000	LC - ACREW	3	70
237088-20000	HONORS - GENERAL	3	70

Printed on a Xerox 9700 Laser Printing System at the Computing Services Center / Texas A&M University

Form: URGB01 (02/05/85)

Account	Name	Section	Page
237088-21000	HONORS - HHC	3	71
237088-23000	HONORS - UNIV SCHOLARS	3	71
237088-23001	HONORS - USCHOLAR ENRICHMENT GRANTS	3	71
237088-24000	HONORS - NATIONAL FELLOWSHIPS	3	71
237088-24001	UAF-HONORS-USCHOLARS SCHOLARSHIPS	3	71
237088-25000	HONORS - FACULTY DEVELOPMENT	3	71
237088-27000	HONORS - MSC ITALY	3	71
237088-28100	HONORS - ULS	3	71
237088-28200	HONORS - USS	3	71
237088-28300	HONORS - UTS	3	71
237088-28400	HONORS - UPS	3	72
237088-30000	UGR - GENERAL	3	72
237088-31000	UGR - SCHOLARS	3	72
237088-31001	UGR: SCHOLARS-RESEARCH ALLOCATION	3	72
237088-31003	UGR: SCHOLARS-GRADUATE	3	72
237088-33000	UGR - SUMMER PROGRAMS	3	72
237088-34000	UGR - WORKSHOPS & MISC.	3	72
237088-35000	UGR - AMBASSADORS	3	72
237088-36000	UGR - EXPLORATIONS	3	72
237088-38000	BECKMAN SCHOLARS PROGRAM SUPT	3	72
237088-70000	LAUNCH - GENERAL OPERATING	3	73
237088-70003	LAUNCH - STAFF AWARDS & RECOGNITION	3	73
237088-70004	LAUNCH - MARKETING	3	73
237088-80001	HONORS: PD - DUSTIN KEMP	3	73
237088-80002	HONORS: PD - AUSTIN FORD	3	73
237088-80003	HONORS: PD - BENJAMIN SIMINGTON	3	73
237088-80004	HONORS: PD - JON KOTINEK	3	73
237088-80005	HONORS: PD - PROGRAM COORDINATOR	3	73
237088-80006	UGR: PD - SARAH MISEMER	3	73
237088-80007	UGR: PD - ANNABELLE AYMOND	3	73
237088-80008	UGR: PD - CAROLINE SONNIER	3	74
237088-80009	LC: PD - BONNIE DAVILA	3	74
237088-80010	LC: PD - TBD	3	74
237088-80011	LC: PD - SHATON HARRIS	3	74
237088-80012	LC: PD - DEMETRIUS JOHNSON	3	74
237088-80013	LC: PD - LAURA WIMBERLEY	3	74
237088-80014	LC: PD - LC GRADUATE	3	74
237088-80015	LAUNCH: PD - SHELIA AMOS	3	74
237088-80016	LAUNCH: PD - SUMA DATTA	3	74
237090-00000	UAF-UNIVERSITY WRITING CENTER	3	75
237092-00000	UAF-VP FOR STUDENT AFFAIRS	3	75
237094-00000	UAF-CHILDREN'S CENTER	3	75
237095-00000	UAF-CENTRAL UTILITIES	3	75
237096-00000	UAF-CHORAL ACTIVITIES	3	75
237097-00000	UAF-BAND	3	75
237098-00000	UAF-STUDENT MEDIA	3	75
237099-00000	UAF-STUDENT ORGANIZATION FINANCE CT	3	76
237100-00000	UAF-STUDENT GOVERNMENT ASSOCIATION	3	76
237101-00000	UAF-AGGIE GREEN FUND	3	76
237103-00000	UAF-INTERNATIONAL STUDENT SERVICES	3	76
237106-00000	UAF-VP & ASSOC PROV FOR DIVERSITY	3	76

Printed on a Xerox 9700 Laser Printing System at the Computing Services Center / Texas A&M University

Form: URGB01 (02/05/85)

Account	Name	Section	Page
237107-00000	UAF-ACADEMICS SUCCESS CENTER	3	76
237118-00000	UAF-GRADUATE STUDENT GOVERNMENT	3	76
237121-00000	UAF-STUDENT AFFAIRS	3	77
237148-00000	UAF-CONTINGENCY	3	77
237149-00000	UAF-INT'L STUDENT SCHOLARSHIP(IEFS)	3	77
237150-00000	UAF-STUDY ABROAD SCHOLARSHIPS(IEFS)	3	77
237153-00000	UAF-BLDG MAINT OUTSOURCE	3	77
237155-00000	UAF-ACADEMIC SERVICES TEAM	3	77
237160-00000	UAF-LANDSCAPING OUTSOURCED	3	77
237161-00000	UAF-CUSTODIAL OUTSOURCED	3	77
237173-00000	UAF-COMPUTING & INFORMATION SERVICE	3	77
237175-00000	UAF-AGGIE HONOR SYSTEM OFFICE	3	78
237176-00000	UAF-AVPA OPERATIONS & ARTISTS	3	78
237177-00000	UAF-GLOBAL PROGRAM SUPPORT	3	78
237178-00000	UAF-GRADUATE AND PROF STUDIES	3	78
237181-00000	UAF-VETERAN'S SERVICES	3	78
237195-00000	UAF-SUSTAINABILITY OPERATIONS	3	78
237198-00000	UAF-AGF PUBLICITY	3	78
237268-00000	UAF-APAA	3	78
237272-00000	UAF-VP FOR FINANCE & ADMINISTRATION	3	79
237304-00000	UAF-OPEN ACCESS LAB	3	79
237311-00000	UAF-DATA CENTER SERVICES	3	79
237313-00000	UAF-BUILDING MAINTENANCE - PM 5K	3	79
237314-00000	UAF-STUDENT AFFAIRS COMMUNICATION	3	79
237320-00000	UAF-STUDENT AFFAIRS - WELLNESS/PROF	3	79
237321-00000	UAF - STAFF DEV TEAM - PROF DEV/	3	79
237332-00000	UAF - AGGIE GREEN FUND MICRO-GRANTS	3	79
238000-00000	DT - CAPITAL	3	79
238010-00000	DT - OPERATING	3	80
238020-00000	DIFF TUITION NON-RESIDENT-UG	3	80
238100-00000	DIFFERENTIAL TUITION - MAYS	3	80
238110-00000	DIFFERENTIAL TUITION DE - BUSH	3	80
238130-00000	DIFFERENTIAL TUITION DE - CLEN	3	80
238140-00000	DIFFERENTIAL TUITION DE - SCIENCE	3	80
238150-00000	DIFFERENTIAL TUITION DE - CLAG	3	80
238160-00000	DIFFERENTIAL TUITION DE - EDUC	3	80
238170-00000	DIFFERENTIAL TUITION - CLVM	3	80
238180-00000	DIFFERENTIAL TUITION - CLAR	3	80
238190-00000	DIFFERENTIAL TUITION - CLAG	3	81
238200-00000	DIFFERENTIAL TUITION - CLEN	3	81
238220-00000	DIFFERENTIAL TUITION DE - CLAR	3	81
238250-00000	DIFFERENTIAL TUITION - CLED	3	81
238270-00000	DIFFERENTIAL TUITION - CLGE	3	81
238280-00000	DIFFERENTIAL TUITION - CLLA	3	81
238290-00000	DIFFERENTIAL TUITION - CLSC	3	81
238300-00000	DIFFERENTIAL TUITION - BAEN/AGSM	3	81
238310-00000	DIFFERENTIAL TUITION - CLVM - UG	3	81
238320-00000	DIFFERENTIAL TUITION DE - CLGE	3	81
239001-00000	DIFFERENTIAL TUITION - MAYS	3	82
239012-00000	DIFF TUITION DE - ENGR	3	82
239017-00000	DIFF TUITION DE - CLSC	3	82

Printed on a Xerox 9700 Laser Printing System at the Computing Services Center / Texas A&M University

Form: URGB01 (02/05/85)

Account	Name	Section	Page
239029-00000	DIFF TUITION DE - EDUC	3	82
239034-00000	DIFF TUITION DE - SGPS FUNDED	3	82
239035-00000	DIFF TUITION DE - CLAG	3	82
239036-00000	DIFFERENTIAL TUITION - CLVM	3	83
239037-00000	DIFFERENTIAL TUITION - CLAR	3	83
239038-00000	DIFFERENTIAL TUITION - ARCH	3	83
239039-00000	DIFFERENTIAL TUITION - COSC	3	83
239040-00000	DIFFERENTIAL TUITION - VIZA	3	83
239041-00000	DIFFERENTIAL TUITION - LAUP	3	83
239043-00000	DIFFERENTIAL TUITION-DE -LAUP	3	84
239046-00000	DIFFERENTIAL TUITION - CLSC	3	84
239080-00000	DIFFERENTIAL TUITION - CLED	3	84
239090-00000	DIFFERENTIAL TUITION - CLEN	3	84
239091-00000	DIFFERENTIAL TUITION - CLAG	3	84
239092-00000	DIFF TUITION SET-ASIDE - CLVM -GRAD	3	84
239093-00000	DIFF TUITION SET-ASIDE - CLAR - UG	3	84
239094-00000	DIFF TUITION SET-ASIDE - CLSC -GRAD	3	85
239095-00000	DIFF TUITION SET-ASIDE - CLEN_- UG	3	85
239096-00000	DIFF TUITION SET-ASIDE - EDUC - UG	3	85
239097-00000	DIFF TUITION SET-ASIDE - BUSH -GRAD	3	85
239098-00000	DIFF TUITION SET-ASIDE - CLAG - UG	3	85
239099-00000	DIFF TUITION SET-ASIDE - MAYS - UG	3	85
239101-00000	DIFFERENTIAL TUITION - BAEN	3	85
239106-00000	DIFF TUITION DE - CLAR	3	85
239111-00000	DIFFERENTIAL TUITION-DISTANCE ED-	3	86
239112-00000	DIFF TUITION SET-ASIDE - CLEN -GRAD	3	86
239113-00000	DIFF TUITION SET-ASIDE - CLAR -GRAD	3	86
239114-00000	DIFF TUITION SET-ASIDE - CLAG -GRAD	3	86
239115-00000	DIFF TUITION SET-ASIDE - EDUC -GRAD	3	86
239116-00000	DIFF TUITION SET-ASIDE - CLLA - UG	3	86
239117-00000	DIFF TUITION SET-ASIDE - CLGE - UG	3	86
239118-00000	DIFF TUITION SET-ASIDE - CLSC - UG	3	86
239119-00000	DIF TUITION SET-ASIDE - CLVM - UG	3	86
239121-00000	DIFFERENTIAL TUITION - CLVM - UG	3	87
239144-00000	DIFF TUITION SET-ASIDE-CLGE-GRAD	3	87
239201-00000	DIFFERENTIAL TUITION - CLGE	3	87
239201-00001	DIFFERENTIAL TUITION - IT/WEB	3	87
239202-00000	DIFF TUITION DE - CLGE	3	87
239301-00000	DIFFERENTIAL TUITION - CLLA	3	87
239302-00000	DIFFERENTIAL TUITION - ECON	3	87
239303-00000	DIFFERENTIAL TUITION - ENGL	3	87
239304-00000	DIFFERENTIAL TUITION - HIST	3	88
239306-00000	DIFFERENTIAL TUITION - HISP	3	88
239308-00000	DIFFERENTIAL TUITION - PHIL	3	88
239309-00000	DIFFERENTIAL TUITION - POLS	3	88
239310-00000	DIFFERENTIAL TUITION - PSYC	3	88
239311-00000	DIFFERENTIAL TUITION - ANTH	3	88
239312-00000	DIFFERENTIAL TUITION - SOCI	3	88
239313-00000	DIFFERENTIAL TUITION - COMM	3	88
239315-00000	DIFF TUITION-DIST ED-ARCH	3	89
240001-00000	PRESIDENT'S OFFICE	3	89

Printed on a Xerox 9700 Laser Printing System at the Computing Services Center / Texas A&M University

Account	Name	Section	Page
240002-00000	PROVOST AND EXEC VP - RESERVE	3	89
240002-16000	AACDC - OPERATIONS	3	89
240005-00000	PRESIDENT'S OFFICE - ADMINISTRATION	3	89
240012-00000	SAFETY & SECURITY	3	89
240013-00000	UNIVERSITY RISK AND COMPLIANCE	3	89
240043-00000	DOF IT SERVICES-DT	3	89
240045-00000	DOCTORAL PROGRAM REVIEWS	3	89
240052-00000	EHSD	3	90
240054-00000	UNIVERSITY POLICE	3	90
240100-00000	POSSE INITIATIVES	3	90
240109-00000	UNIVERSITY MAIL SERVICE	3	90
240185-00000	APIT EQUIPMENT	3	90
240187-00000	OFFICE OF FACILITIES COORDINATION	3	90
240189-00000	HIGH PERFORMANCE RESEARCH COMPUTING	3	90
240193-00000	VP & ASSOC PROVOST FOR DIVERSITY	3	90
240197-00000	OFFICE OF INSTITUTIONAL ASSESSMENT	3	91
240205-00000	VICE PRESIDENT FOR STUDENT SERVICES	3	91
240208-00000	OFFICE OF THE COMMANDANT	3	91
240218-00000	RECRUITMENT PROGRAMS	3	91
240221-00000	DSSA INTERPRETING ACCOUNT	3	91
240291-00000	ENTERPRISE INFORMATION SYSTEM	3	91
240292-00000	AABS OPERATIONS	3	91
240294-00000	ACADEMIC SERVICES TEAM - DESIGNATED	3	92
240710-00000	MARKETING & COMMUNICATIONS	3	92
240711-00000	CENTRAL TELECOM	3	92
240722-00000	EUROPEAN UNION CENTER-OPERATIONS	3	92
240727-00000	MARKETING FUNDS	3	92
240729-00000	CUSTODIAL SERVICES - OUTSOURCED	3	92
240731-00000	LANDSCAPE MAINTENANCE SERVICES-OUTS	3	92
240733-00000	SSC DEFERRED MAINTENANCE	3	92
240734-00000	BUILDING MAINT-PROJ FUNDED BY TAMU	3	92
240737-00000	SSC LANDSCAPE AND PEST CONTROL	3	93
240919-00000	AGRICULTURE - INSTRUCTIONAL SUPPORT	3	93
241091-00000	DEAN OF AGRICULTURE	3	93
241094-00000	COLLEGE OF LAW	3	93
241100-00000	ARCHITECTURE	3	93
241101-00000	CONSTRUCTION SCIENCE	3	93
241102-00000	CARC - SUPPORT SERVICES	3	93
241102-10000	HAMILTON HERD JOURNAL	3	94
241102-11000	MEDIA EXPENSES	3	94
241102-12000	GIS LAB	3	94
241102-20000	CLAR GRADUATE ASSISTANTS	3	94
241102-30000	COMPUTER SUPPORT OPERATING	3	94
241102-31000	COMPUTER SUPPORT WAGES	3	94
241102-35000	MAKERPLACE OPERATING	3	94
241102-36000	MAKERPLACE STUDENT WORKERS	3	94
241102-50000	FACILITY MAINTENANCE	3	94
241102-60000	COMMUNICATIONS OPERATIONS	3	95
241102-70000	STAFF DEVELOPMENT	3	95
241102-80000	WOODSHOP OPERATIONS	3	95
241102-81000	WOODSHOP WAGES	3	95

Form: URGB01 (02/05/85)
Printed on a Xerox 9700 Laser Printing System at the Computing Services Center / Texas A&M University

Form: URGB01 (02/05/85)

Account	Name	Section	Page
241102-90000	RANCH OPERATIONS	3	95
241102-91000	RANCH WAGES	3	95
241103-00000	LANDSCAPE ARCHITECTURE AND URBAN PL	3	95
241104-00000	VISUALIZATION OPERATIONS	3	95
241107-00000	CARC - STUDY ABROAD SUPPORT	3	96
241110-00000	ARCHITECTURE DEPARTMENT TRAVEL	3	96
241111-00000	CONSTRUCTION SCIENCE TRAVEL	3	96
241112-00000	CLAR - ACTION 2015 INITIATIVES	3	96
241112-10000	DIVERSITY COUNCIL/WRIGHT GALLERY	3	96
241112-40000	FRESHMAN SEMINARS	3	96
241112-50000	STUDENT PROJECTS	3	96
241112-60000	COLLEGE STUDENT WORKERS	3	96
241112-70000	STUDENT SVCS OPERATING/RECRUITING	3	96
241112-80000	SERVICE LEARNING PROJECTS	3	97
241113-00000	LAUP TRAVEL	3	97
241114-00000	VISUALIZATION TRAVEL	3	97
241186-20000	FACULTY WORKSTATION - COLLEGE	3	97
241190-00000	DEAN, COLLEGE OF ARCHITECTURE	3	97
241191-00000	GRAD MERIT - CLAR	3	97
241228-00000	BUSINESS UAT INSTRUCTIONAL SUPPORT	3	97
241290-00000	DEAN OF BUSINESS	3	97
241302-00000	COLLEGE OF EDUCATION SUPPORT SERVIC	3	98
241390-00000	DEAN OF EDUCATION	3	98
241391-00000	CLED - REALLOCATION 2015	3	98
241392-00000	GRADUATE ADVANCEMENT FUNDING - CLED	3	98
241411-00000	GRADUATE ADVANCEMENT FUNDING - CLEN	3	98
241414-00000	ENGINEERING - INSTRUCTIONAL SUPPORT	3	98
241500-00000	GEOGRAPHY	3	98
241501-00000	GEOLOGY	3	99
241503-00000	ATMOSPHERIC SCIENCES	3	99
241503-12300	STATE CLIMATOLOGIST OPS FUNDS:N-G	3	99
241504-00000	OCEANOGRAPHY	3	99
241510-00000	ENVIRONMENTAL PROGRAMS-GEOSCIENCES	3	99
241551-00000	TASK FORCE ON CAMPUS EMERGENCIES	3	99
241552-00000	MSC BUILDING MAINTENANCE/RENEWAL	3	99
241586-00000	FACULTY WORKSTATION ALLOCATION	3	99
241587-00000	GRADUATE ASSISTANT STIPENDS	3	99
241588-00000	HIGH IMPACT UG AWARDS (HILP)	3	100
241590-00000	DEAN OF GEOSCIENCES	3	100
241591-00000	INFORMATION TECHNOLOGY	3	100
241591-00004	IT-ANNUALSERVER STORAGE/BACKUP EQPT	3	100
241592-00000	STUDENT RECRUITMENT-GEOSCIENCES	3	100
241592-00001	RE-GAP PROGRAM	3	100
241592-00002	RE-MATH BOOTCAMP	3	100
241592-00003	RE-SWAG	3	100
241592-00004	RE-STUDENT RETENTION PROGRAMS	3	100
241592-00005	RE-RECRUITING TRAVEL	3	101
241592-00006	RE-PROFESSIONAL DEVELOPMENT	3	101
241592-00007	RE-EXHIBIT FEES	3	101
241593-00000	COMMUNICATIONS - GEOSCIENCES	3	101
241593-00001	COM-PROFESSIONAL DEVELOPMENT	3	101

Printed on a Xerox 9700 Laser Printing System at the Computing Services Center / Texas A&M University

Form: URGB01 (02/05/85)

Account	Name	Section	Page
241593-00002	COM-BROCHURES(TARGET SUBJ MATTER)	3	101
241593-00003	COM-PRINTING-MISC BROCH,INVIT,PRGMS	3	101
241593-00004	COM-STAFF COMPUTER MAINTENANCE	3	101
241593-00005	COM-SOFTWARE/ANNUAL SUBSCRIPTIONS	3	101
241593-00006	COM-TEAMBUILDING	3	101
241593-00007	COM-MARKETING TRAVEL (FILM,PHOTOGR)	3	102
241593-00008	COM-AGU TRAVEL	3	102
241593-00009	SOCIAL MEDIA EXPENSES	3	102
241595-00000	FACILITIES SUPPORT - GEOSCIENCE	3	102
241596-00000	WEB SUPPORT - GEOSCIENCES	3	102
241597-10000	COURSE FEE ALLOCATION-GEOG	3	102
241597-20000	COURSE FEE ALLOCATION-GEOL	3	102
241597-30000	COURSE FEE ALLOCATION-ATMO	3	102
241597-40000	COURSE FEE ALLOCATION-OCNG	3	102
241597-50000	ENVP-COURSE FEE ALLOCATION	3	102
241600-00000	ECONOMICS	3	103
241601-00000	ENGLISH	3	103
241602-00000	HISTORY	3	103
241605-00000	PERFORMANCE STUDIES	3	103
241606-00000	PHILOSOPHY & HUMANITIES	3	103
241607-00000	POLITICAL SCIENCE	3	103
241608-00000	PSYCHOLOGY	3	103
241609-00000	ANTHROPOLOGY	3	103
241610-00000	SOCIOLOGY	3	104
241612-00000	COMMUNICATION	3	104
241616-00000	INTERNATIONAL STUDIES DEPT.	3	104
241617-00000	LIBERAL ARTS - INSTRUCTIONAL SUPPOR	3	104
241618-00000	HISPANIC STUDIES	3	104
241620-00000	CALLALOO OPERATIONS	3	104
241638-00000	INTERDISCIPLINARY CRITICAL STUDIES	3	104
241721-00000	UNDERGRADUATE ENHANCEMENT - ENGL	3	104
241722-00000	UNDERGRADUATE ENHANCEMENT - HIST	3	105
241723-00000	UNDERGRADUATE ENHANCEMENT - INTS	3	105
241724-00000	UNDERGRADUATE ENHANCEMENT - HISP	3	105
241725-00000	UNDERGRADUATE ENHANCEMENT - PERF	3	105
241726-00000	UNDERGRADUATE EHANCEMENT - PHIL	3	105
241727-00000	UNDERGRADUATE ENHANCEMENT - POLS	3	105
241728-00000	UNDERGRADUATE ENHANCEMENT - PSYC	3	105
241729-00000	UNDERGRADUATE ENHANCEMENT - ANTH	3	106
241730-00000	UNDERGRADUATE ENHANCEMENT - SOCI	3	106
241731-00000	UNDERGRADUATE ENHANCEMENT - ECON	3	106
241732-00000	UNDERGRADUATE ENHANCEMENT - COMM	3	106
241734-00000	UNDERGRADUATE ENHANCEMENT - CLLA	3	106
241780-00000	CENTER FOR HUMANITIES RESEARCH	3	106
241790-00000	DEAN OF LIBERAL ARTS	3	106
241791-00000	DEAN OF LIBERAL ARTS SERVICES	3	107
241810-00000	SCIENCE - INSTRUCTIONAL SUPPORT	3	107
241911-00000	FACULTY SENATE OPERATING EXPENSES	3	107
241944-00000	TELECOMMUNICATIONS ACADEMY	3	107
241946-00000	DEAN OF FACULTIES/FACULTY PROG & SV	3	107
241946-10000	TOPS GRANT	3	107

Printed on a Xerox 9700 Laser Printing System at the Computing Services Center / Texas A&M University

Form: URGB01 (02/05/85)

Account	Name	Section	Page
241951-00000	SCHOLARS PROGRAM	3	107
242013-00000	MILITARY SCIENCE DEPARTMENT	3	107
242033-00000	LAB FOR SYN/BIOLOGIC/INTER - LSBI	3	108
242035-00000	CENTER FOR TEACHING EXCELLENCE	3	108
242037-00000	ASSOC VP FOR EXTERNAL AFFAIRS	3	108
242090-00000	DEAN OF FACULTIES	3	108
242100-00000	INTERNATIONAL FACULTY & SCHOLAR SRV	3	108
242111-00000	INSTRUCTIONAL TECHNOLOGY SERVICES	3	108
242111-00002	COMPETITIVE PROPOSALS	3	108
242120-00000	INSTRUCTIONAL MEDIA SERVICES	3	108
242200-00000	BUSH SCHOOL OF GOVERNMENT	3	109
242301-00000	DEAN OF VETERINARY MEDICINE	3	109
242303-00000	VET MED - PROFESSIONAL PROGRAM	3	109
242306-00000	VET INFRASTRUCTURE	3	109
242371-00000	VET INTEGRATIVE BIOSCIENCES-UAT	3	109
242373-00000	SMALL ANIMAL CLINICAL SCIENCES-UAT	3	109
242374-00000	PATHOBIOLOGY - UAT	3	109
242375-00000	PHYSIOLOGY & PHARMACOLOGY-UAT	3	110
242377-00000	VET TEACHING HOSPITAL	3	110
242405-00000	MEDICAL SCIENCES LIBRARY - DT	3	110
242406-00000	LIBRARIES OPERATING	3	110
242509-00000	HAZARDOUS WASTE DISPOSAL	3	110
243504-00000	FINANCIAL AID FLEXIBLE TUITION	3	110
243506-00000	FINANCIAL AID FLEX TUITION-GRAD/PRO	3	110
243507-10000	CONTINGENT INCOME-INSTRUCTION (10)	3	110
246004-00000	LAUNCH	3	111
246004-13000	LC - FOCUS	3	111
246004-26000	HONORS - SUPPLEMENTAL FUNDING	3	111
246004-33000	UGR - SUMMER PROGRAMS	3	111
246004-37000	UGR - HUMANITIES & ARTS INITIATIVES	3	111
246031-00000	OFFICE OF EXTERNAL FACULTY RECOG	3	111
246033-00000	HEC MCALLEN OPERATIONS	3	111
246034-00000	NATIONAL MERIT 5TH YEAR STIPEND	3	111
246142-00000	ASSOCIATE PROVOST FOR ACADEMIC	3	111
246205-00000	ENHANCING EXCELLENCE IN RESEARCH	3	111
246206-00000	ENHANCING EXCELLENCE IN RESEARCH	3	112
246222-00000	ASST PROVOST FOR UG STUDIES	3	112
246254-00000	PROVOST INITIATIVES	3	112
246255-00000	VICE PROVOST INITIATIVES	3	112
246256-00000	SCHOOL OF INNOVATION/ECON DEVELOPMT	3	112
246799-00000	GRADUATE PROGRAM ENHANCEMENT-CLVM	3	112
246819-00000	KEY SHOP	3	112
246896-00000	GRAD PGR ENHANCEMENT - GEOSCIENCE	3	112
246898-00000	GRAD PRGM ENHANCEMENT-LIBERAL ARTS	3	113
246912-00000	GRAD PRGM ENHANCEMENT - CLBA	3	113
246928-00000	AVPA OPERATIONS	3	113
248001-00000	BRIDGE TO AGGIELAND SCHOLARSHIP	3	113
248006-00000	GRADUATE DIVERSITY FELLOWSHIP	3	113
248010-00000	GRAD STUDENT SUPPORT	3	113
248011-00000	GRADUATE STRATEGIC SUPPORT - CLAG	3	113
248012-00000	GRADUATE STRATEGIC SUPPORT - CLAR	3	113

Printed on a Xerox 9700 Laser Printing System at the Computing Services Center / Texas A&M University

Form: URGB01 (02/05/85)

Account	Name	Section	Page
248012-10000	GRADUATE RECRUITMENT - CLAR	3	113
248013-00000	GRADUATE STRATEGIC SUPPORT - SGPS	3	114
248014-00000	GRADUATE STRATEGIC SUPPORT - CLBA	3	114
248015-00000	GRADUATE STRATEGIC SUPPORT - CLED	3	114
248016-00000	GRADUATE STRATEGIC SUPPORT - CLEN	3	114
248017-00000	GRADUATE STRATEGIC SUPPORT - CLGE	3	114
248017-00004	GR-GRAD RECRUITING	3	114
248017-00007	GR-GRAD MERIT FELLOWSHIP - CLGE	3	114
248017-10000	GRADUATE STRATEGIC SUPPORT - GEOG	3	115
248017-20000	GRADUATE STRATEGIC SUPPORT - GEOL	3	115
248017-30000	GRADUATE STRATEGIC SUPPORT - METR	3	115
248017-40000	GRADUATE STRATEGIC SUPPORT - OCNG	3	115
248018-00000	GRADUATE STRATEGIC SUPPORT - CLLA	3	115
248019-00000	GRADUATE STRATEGIC SUPPORT - CLSC	3	115
248020-00000	GRADUATE STRATEGIC SUPPORT - CLVM	3	115
248023-00000	TUITION REBATES	3	115
248024-00000	VP FOR GOVERNMENTAL AFFAIRS	3	116
248026-00000	GRADUATE STRATEGIC SUPPORT - ARCH	3	116
248027-00000	GRADUATE STRATEGIC SUPPORT - COSC	3	116
248028-00000	GRADUATE STRATEGIC SUPPORT - LAUP	3	116
248029-00000	GRADUATE STRATEGIC SUPPORT - VIZA	3	116
248245-00000	GRAD MERIT - CLVM	3	116
248302-00000	INSTITUTE FOR QUANTUM SCIENCE	3	116
248304-00000	INST DIGITAL HUMANITIES, MEDIA	3	117
248305-00000	TAMU INSTITUTE FOR NEUROSCIENCE	3	117
248306-00000	APPLIED MATHEMATICAL, STATISTIC &	3	117
248307-00000	WHOLE SYSTEMS GENOMICS INITIATIVE	3	117
248309-00000	NUCLEAR SOLUTIONS INSTITUTE	3	117
248318-00000	HAGLER INSTITUTE FOR ADVANCED STUDY	3	117
248329-00000	GRAD ENHANCEMENT-CLSC	3	117
248330-00000	GRAD ENHANCEMENT-CLED	3	117
248336-00000	GRAD MERIT-CLBA	3	118
248337-00000	GRAD MERIT-CLGE	3	118
248338-00000	GRAD MERIT-CLAG	3	118
248339-00000	GRAD MERIT-CLEN	3	118
248340-00000	GRAD MERIT-CLLA	3	118
248341-00000	GRAD MERIT-SGPS	3	118
248342-00000	GRAD MERIT-CLSC	3	118
249902-00000	ORP DIFF - INSTITUTIONAL SUPPORT	3	118
249907-00000	ORP DIFF - VET MED	3	118
249908-00000	ACAP ASSESSMENT - DT	3	119
249909-00000	ACAP ASSESSMENT - DT	3	119
249912-00000	CENTRAL FUNDED GIP-RES	3	119
249916-00000	LONGEVITY-ACADEMIC SUPPORT	3	119
249920-00000	LONGEVITY-RESEARCH	3	119
249925-00000	SAL RELATED BENEFITS-RES	3	119
249926-00000	SAL RELATED BENEFITS-IS	3	119
249927-00000	SAL RELATED BENEFITS-OM	3	119
249928-00000	CENTRAL FUNDED GIP-IS	3	119
249929-00000	CENTRAL FUNDED GIP-OM	3	119
249930-00000	LONGEVITY-INSTITUTIONAL SUPPORT	3	120

Printed on a Xerox 9700 Laser Printing System at the Computing Services Center / Texas A&M University

Form: URGB01 (02/05/85)

Account	Name	Section	Page
249931-00000	LONGEVITY-OPER & MAINT OF PLANT	3	120
249934-00000	LONGEVITY-PUBLIC SERVICE	3	120
249935-00000	LONGEVITY-VET MEDICINE	3	120
249936-00000	LONGEVITY-INSTRUCTION	3	120
249937-00000	LONGEVITY-STUDENT SERVICES	3	120
250000-00000	DESIGNATED OTHER - BUDGET ONLY_(20)	3	120
250001-00000	STEM CAMPS	3	120
250002-00000	BENZ SCHOOL OF FLORAL DESIGN *DR*	3	121
250014-00000	TEXAS REAL ESTATE SEMINARS & WORKSH	3	121
250024-00000	WELLNESS WORKSHOPS	3	121
250028-00000	LIBRARY WORKSHOPS AND EVENTS	3	121
250033-00000	CENTER FOR EXECUTIVE DEVEL *DR*	3	121
250037-00000	BOVINE TEACHING HERD	3	122
250082-00000	VETERINARY MEDICAL CONTINUING EDUCA	3	122
250278-00000	MEAT & POULTRY HACCP ALLIANCE	3	122
250307-00000	DIVERSITY TRAINING INSTITUTE	3	122
250315-00000	FOOD SAFETY/HACCP TRAINING	3	122
250366-00000	CHAMPE FITZHUGH INTRNATL HONORS SEM	3	123
250403-00000	CHALLENGEWORKS	3	123
250434-00000	EXECUTIVE MBA PROGRAM	3	123
250475-00000	NUTRITION DIETETIC INTERNSHIP	3	123
250477-00000	CAREER CENTER CAREER FAIRS	3	123
250517-00000	INTL INITIATIVES CONF/WORKSHOPS	3	124
250607-00000	E-EDUCATION ACCOUNT	3	124
250634-00000	RETAILING SUMMIT	3	124
250634-10000	ADMINISTRATIVE ACCOUNT - CRS	3	124
250641-00000	ANATOMY WORKSHOP	3	124
250684-00000	INFORMED AND EMPOWERED CONFERENCE	3	125
250688-00001	SUPPLY CHAIN MANAGEMENT CONSORTIUM	3	125
250732-00000	PROFESSIONAL MBA PROGRAM	3	125
250734-00000	PATHS CERTIFICATE PROGRAM	3	125
250757-00000	STUDENT COUNSELING SERVICE REVENUE	3	125
250768-00000	CERTIFIED FINANCIAL PLANNER PROGRAM	3	126
250797-00000	TAMU-IT CONFERENCES	3	126
270040-00000	CHEMISTRY DEPARTMENT STOCKROOM REVO	4	1
270120-00000	HAZARDOUS WASTE DISPOSAL	4	1
270160-00000	UTILITIES & ENERGY SERVICES	4	1
270220-00000	LANDSCAPE MAINTENANCE - OUTSOURCED	4	2
270230-00000	BUILDING MAINTENANCE - OUTSOURCED	4	2
270240-00000	CUSTIODIAL SERVICES - OUTSOURCED	4	2
270260-00000	PROCUREMENT SERVICES	4	2
270300-00000	TEXAS A&M INFORMATION TECHNOLOGY	4	2
270310-00000	TAMU GEOINNOVATION SERVICE CENTER	4	2
270330-00000	OPEN ACCESS LAB	4	3
270370-00000	UCI RESERVE	4	3
270450-00000	CENTER FOR CHEMICAL CHARACTERIZATIO	4	3
270490-00000	CYCLOTRON OPERATIONS	4	3
270500-00000	CARC SUPPORT SERVICES - SALES	4	3
270500-10000	WOODSHOP SALES AND SERVICE	4	3
270500-20000	RANCH SALES AND SERVICE	4	4
270500-60000	MAKER SPACE REVENUE/EXPENSE	4	4

Printed on a Xerox 9700 Laser Printing System at the Computing Services Center / Texas A&M University

Form: URGB01 (02/05/85)

Account	Name	Section	Page
270510-00000	GRAPHICS SERVICES	4	4
270530-00000	MICROSCOPY & IMAGING OPERATIONS	4	4
270550-00000	PHYSICS LIQUID NITROGEN SALES	4	4
270580-00000	UNIVERSITY MAIL SERVICE	4	4
270590-00000	CMP SERVICES	4	5
270600-00000	LIBRARY PHOTOCOPY & IND SERVICE	4	5
270620-00000	TRANSPORTATION CENTER VEHICLE RENTA	4	5
270640-00000	VETERINARY PATHOLOGICAL SERVICE	4	5
270660-00000	VETERINARY MEDICAL PARK-OTHER	4	5
270710-00000	INTERACTIVE VIDEO NETWORK	4	6
270780-00000	BIOLOGY SERVICES ACCOUNT	4	6
270800-00000	ENVIRONMENTAL HEALTH & SAFETY	4	6
270820-00000	CET SERVICE DEPARTMENT	4	6
270880-00000	PHYSICS SERVICES	4	6
270940-00000	PPRI SURVEY LAB	4	7
270950-00000	CENTER FOR VISUALIZATION	4	7
270990-00000	PURCHASED UTILITIES	4	7
271020-00000	PROTEIN CHEMISTRY LABORATORY	4	7
271050-00000	MATERIAL CHARACTERIZATION FACILITY	4	7
271060-00000	IMAGE ANALYSIS SERVICE CENTER	4	7
271150-00000	AUXILIARY OVERHEAD ASSESSMENT	4	8
271160-00000	PRESIDENT'S OFFICE	4	8
271180-00000	UNIVERSITY ARCHITECT	4	8
271250-00000	UNIVERSITY POLICE	4	8
271260-00000	VPFN/CFO	4	8
271270-00000	BUDGET OFFICE	4	8
271280-00000	PAYROLL	4	8
271290-00000	EMPLOYEE & ORG DEVELOPMENT	4	8
271330-00000	MARKETING & COMMUNICATIONS	4	8
271350-00000	EHSD	4	9
271360-00000	UNIVERSITY RISK AND COMPLIANCE	4	9
271380-00000	CONTRACT ADMINISTRATION	4	9
271400-00000	SYSTEM ASSESSMENTS	4	9
271410-00000	BACKGROUND CHECKS	4	9
271600-00000	OFFICE OF FACILITIES COORDINATION	4	9
271620-00000	LUMP SUM TERMINATION RESERVE-FACULT	4	9
271630-00000	LUMP SUM TERMINATION RESERVE-NONFAC	4	9
271670-00000	HISTOLOGY SERVICES	4	10
271690-00000	KEY CONTROL	4	10
271740-00000	HUMAN RESOURCES DEPARTMENT	4	10
271750-00000	AUXILIARY RETIREE GIP	4	10
271790-00000	RADIOGENIC ISOTAPE LAB SERVICE CTR	4	10
271810-00000	TIPS SERVICES	4	11
271840-00000	TPRL(TRANSLATIONAL PATHOLOGY RESEAR	4	11
271860-00000	IT DATA SERVICES - GEOSCIENCES	4	11
271870-00000	STABLE ISOTOPE GEOSCIENCES FACILITY	4	11
271890-00000	METAL SHOP	4	11
271900-00000	GLASS SHOP	4	12
271910-00000	X-RAY DIFFRACTION	4	12
271920-00000	NMR SPECTROSCOPY	4	12
271930-00000	NETWORK & DESIGN	4	12

Printed on a Xerox 9700 Laser Printing System at the Computing Services Center / Texas A&M University

Form: URGB01 (02/05/85)

Account	Name	Section	Page
271940-00000	NITROGEN SERVICES	4	12
271960-00000	ILSB SERVICE/SUPPLIES	4	13
272010-00000	PROCUREMENT SERVICES	4	13
274000-00000	SPONSORED RESEARCH SERVICES	4	13
274200-00000	RESEARCH INFO SYSTEMS SERVICE DEPT	4	13
278000-00000	TTC-OPERATING-ACCOUNT-INCOME-LOCAL	4	13
290026-00000	AUF - ACADEMIC SERVICES	3	126
290027-00000	IT ACADEMIC SERVICES INSTITUTIONAL	3	126
290028-00000	OFFICE OF DATA RESEARCH SERVICES	3	126
290134-00000	AUF - RESEARCH INITIATIVES - VPR	3	126
290150-00000	ASST PROVOST FOR UG STUDIES	3	126
290251-00000	STATE AUF-DEAN OF FACULTY PROGRAMS	3	127
290650-00000	STATE AUF-GRAD STUDENTS STIPENDS TU	3	127
290698-00000	PUBLIC PARTNERSHIP & OUTREACH	3	127
290991-00000	PROVOST INITIATIVES	3	127
291030-00000	GRADUATE TUITION - CLAG	3	127
291032-00000	GRADUATE TUITION - SGPS	3	127
291033-00000	GRADUATE TUITION - CLBA	3	127
291034-00000	GRADUATE TUITION - CLED	3	127
291035-00000	GRADUATE TUITION - CLEN	3	128
291036-10000	GRADUATE TUITION - GEOG	3	128
291036-20000	GRADUATE TUITION - GEOL	3	128
291036-30000	GRADUATE TUITION - METR	3	128
291036-40000	GRADUATE TUITION - OCNG	3	128
291037-00000	GRADUATE TUITION - CLLA	3	128
291038-00000	GRADUATE TUITION-CLSC	3	128
291039-00000	GRADUATE TUITION - CLVM	3	128
291041-00000	ARCH GRADUATE TUITION	3	128
291042-00000	COSC GRADUATE TUITION	3	129
291043-00000	LAUP GRADUATE TUITION	3	129
291044-00000	VIZA GRADUATE TUITION	3	129
292023-00000	AUF - COLLEGE OF LAW	3	129
299980-00000	AUF-CRI	3	129
299999-10000	AUF EXCEL INITIAT-INST (10)	3	129
300090-00000	STADIUM REVENUE FUND	5	1
300100-00000	VICE PRESIDENT FINANCE AND CFO	5	1
300150-00000	AFR YEAR END ENTRIES NON CASH (70)	5	1
300160-00000	DORM ADMINISTRATION-CORPS	5	1
300370-00000	HEALTH CENTER	5	1
300390-00000	HEALTH CTR FEE RESERVE	5	2
300410-00000	EMS EVENTS	5	2
300420-00000	REC SPORTS GENERATED REV OP ACCT	5	2
300460-00000	MEMORIAL STUDENT CENTER STUDENT PRO	5	2
300480-00000	UNIVERSITY CENTER COMPLEX	5	3
300520-00000	RV PARK OPERATION	5	3
300530-00000	STUDENT HEALTH SERVICES RENEWAL	5	3
300540-00000	TRANSPORTATION SERVICES	5	3
300620-00000	RESIDENCE HALLS	5	4
300720-00000	STUDENT CENTER COMPLEX FEE	5	4
300750-00000	STUDENT MEDIA	5	4
300770-00000	UNIVERSITY CENTER COMPLEX	5	4

Printed on a Xerox 9700 Laser Printing System at the Computing Services Center / Texas A&M University

Form: URGB01 (02/05/85)

Account	Name	Section	Page
300920-00000	SHUTTLE BUS OPERATIONS	5	4
300940-00000	TOWN HALL PROGRAM	5	5
300990-00000	UNIVERSITY CENTER RENOVATION	5	5
301060-00000	MSC OPAS OPERATING - A	5	5
301090-00000	CHF WHITE CREEK RES HALL	5	5
301110-00000	REED ARENA	5	5
301170-00000	TAMU BOOKSTORE CONTRACT OPERATIONS	5	6
301180-00000	REC SPORTS RENEWAL & MODIFICATIONS	5	6
301710-00000	RC SLOCUM NUTRITION CENTER	5	6
301790-00000	RECREATIONAL SPORTS FEE	5	6
301960-00000	RECREATIONAL SPORTS OPERATING	5	6
301970-00000	STUDENT REC CTR BLDG RENEW/MODIFY	5	6
302030-00000	RENTSLINE - STUDENT LIFE	5	7
302150-00000	AUXILIARY ENTERPRISES INVEST EARNIN	5	7
302250-00000	AVPA BOX OFFICE	5	7
302270-00000	CALENDAR ACCOUNT	5	7
302280-00000	MSC WILEY ENDOWED LECTURE SERIES	5	7
302310-00000	AUXILIARY-OTHER STUDENT FEES (70)	5	7
302450-00000	CHILDREN'S CENTER - OPERATING	5	8
302520-00000	STUDENT AFFAIRS AUXILIARY ADMIN	5	8
302630-00000	BOOKSTORE - LAW SCHOOL	5	8
302750-00000	RUDDER THEATRE COMPLEX	5	8
302850-00000	EMERGENCY MEDICAL CONSORTIUM	5	8
302870-00000	CORPS OPERATIONS/PMC/RECRUITING	5	9
302880-00000	AGGIE BAND BOWL TRAVEL	5	9
302890-00000	MSC/UNIV CTR FACILITIES RENOVATION	5	9
302960-00000	EMS REVENUE	5	9
302970-00000	SHS REVENUE	5	9
302980-00000	TRANSIT CHARTERS	5	9
302990-00000	JUNIOR AGGIE CLUB	5	10
303000-00000	VARSITY TENNIS FACILITY OPERATIONS	5	10
303020-00000	MSC BUILDING MAINTENANCE/RENEWAL	5	10
303080-00000	STUDENT AFFAIRS AUXILIARY FUNDING	5	10
303100-00000	STUDENT LIFE AUX FUNDING	5	10
303110-00000	AGGIE BAND AUX FUNDING	5	10
303120-00000	STUDENT LIFE STUDIES AUX FUNDING	5	10
303140-00000	NSP - E COMMERCE AUX ACCOUNT	5	11
303150-00000	RECREATION PARK & TOURISM SCIENCES	5	11
303170-00000	SL - HEALTH PROMOTION	5	11
337001-00000	UAF-PATT	5	11
400000-00001	PROJECT ZERO - PHYSICS	6	1
400000-00004	PROJECT ZERO - MATH	6	1
400000-00005	PROJECT ZERO - CHEMISTRY	6	1
400000-00006	PROJECT ZERO - BIOLOGY	6	1
400000-00007	PROJECT ZERO - STATISTICS	6	1
400000-00008	PROJECT ZERO - COLLEGE OF SCIENCE	6	1
400000-00014	PROJECT ZERO-TAMU COLONIAS PROGRAM	6	1
400000-00015	PROJECT ZERO - CYCLOTRON INSTITUTE	6	2
400000-00017	PROJECT ZERO - ADMISSIONS	6	2
400000-00018	PROJECT ZERO - PPRI	6	2
400000-00020	PROJECT ZERO - CLAR	6	2

Printed on a Xerox 9700 Laser Printing System at the Computing Services Center / Texas A&M University

Form: URGB01 (02/05/85)

Account	Name	Section	Page
400000-00031	PROJECT ZERO - IQSE	6	2
400000-00032	PROJECT ZERO - VTAN	6	2
400000-01000	CLAG - COLLEGE OF AG	6	2
400000-02000	BCBP - BIOCHEMISTRY	6	3
401051-00001	NSF - GYROSCOPE LIKE METAL COMPLEXE	6	3
401081-00001	NSF - UNVEILING THE ENIGMATIC BIOSY	6	3
401261-00001	CRISP TYPE 2/COLLABORATIVE RESEARCH	6	3
401421-00001	DMREF: COLLABORATIVE RESEARCH: INTE	6	3
401591-00001	CDS&E: CYCLIC TETRAPEPTIDE PROBES F	6	3
405501-00001	STUDYING REVERSIBLE HISTONE ACYLATI	6	4
405701-00001	DHHS-NIH-NIGMS - NATIVE ION MOBILIT	6	4
405811-00001	ENZYMATIC HYDROLYSIS OF ORGANOPHOSP	6	4
412501-00001	NSF - THEORETICAL STUDIES OF INORGA	6	4
412561-00001	NIH - STRUCTURE AND MECHANISM OF TH	6	4
412721-00000	RISK ASSESSMENT SUPPORT AND TRAININ	6	4
412721-00001	RISK ASSESSMENT SUPPORT AND TRAININ	6	4
413271-00001	A NOVEL METAL-ORGANIC FRAMEWORK MAT	6	5
414031-00001	DEVELOPMENT OF POLYCARBONATE MICELL	6	5
414071-00001	MICROBIAL CAMOUFLAGE OF VALUED RESO	6	5
414101-00001	REACTIVITY AND MECHANISMS IN POST-M	6	5
414321-00001	STUDIES OF REACTIVE AMORPHOUS COMPO	6	5
414561-00001	NIH-R35-MIRROR IMAGE APTAMERS	6	5
414701-00001	TEXAS A&M UNIVERSITY PROPOSAL TO SU	6	5
415121-00001	CONTEXT RICH MASS SPECTROMETRY OF M	6	6
415881-00000	ED-TEACH GRANT 2017-2018	6	6
415981-00000	ED-FEDERAL PELL GRANT 2017-2018	6	6
415982-00000	ED-FEDERAL WORK STUDY 2017-2018	6	6
415984-00000	ED-FED SUPPLEMENT ED OPP PROG 17-18	6	6
416321-00001	NOVEL BIOCHEMICAL PATHWAYS FOR THE	6	6
425502-00001	GEO BUSH LIBRARY-SECURITY	6	7
440541-00001	DOW - ADVANCED TECHNOLOGIES - 45.5%	6	7
441511-00000	DOE-MOLECULAR MAGNETS BASED ON A	6	7
442191-00000	ED-TAMU CENTER INTERNATL BUSINESS	6	7
442191-00001	TAMU CENTER FOR INTERNATIONAL BUSIN	6	7
442381-00001	CENTER FOR GAS - 45.5%	6	7
443391-00001	COMPLEX FUNCTIONAL MATERIALS ACCESS	6	8
443611-00001	CENTER FOR RISK-BASED COMMUNITY RES	6	8
444001-00001	NEW RADICAL SAM ENZYMES IN MENAQUI	6	8
445594-00001	RECRUITMENT OF FIRST-TIME YEAR 4	6	8
445892-00001	HERD HEALTH MANAGEMENT FY18	6	8
446281-00001	THERANOSTICS TARGETING METASTATIC B	6	8
446291-00001	AOI 1L1 EVALUATION OF AMINE-INCORPO	6	9
450171-00000	BLACKSTONE LAUNCHPAD	6	9
450171-00001	BLACKSTONE LAUNCHPAD	6	9
455124-00000	RESEARCH FOUNDATION SPECIAL *TCR*	6	9
455125-00000	OCEAN DRILLING PROGRAM *TCR*	6	9
455646-00000	STARS - SCHOLARSHIP FUND	6	9
455870-00000	CPB-TV CSG & INTERCONNECT FY18-19	6	10
455871-00000	CPB-RADIO COMMUNITY SVC FY18-19	6	10
456448-20000	WELCH-A-1909 DEVELOPMENT CROSS-CHIR	6	10
456458-20000	A-1656 WERNER COMPLEXES AS "ORGANOC	6	10

Printed on a Xerox 9700 Laser Printing System at the Computing Services Center / Texas A&M University

Form: URGB01 (02/05/85)

Account	Name	Section	Page
456459-20000	A-0673 METAL PHOSPHONATES AS CRYSTA	6	10
467091-00001	NIH - 46%	6	10
469381-00001	DOD-DETOXIFICATION OF ORGANOPHOSPHA	6	10
470182-00000	QF FY18 - ACADEMIC	6	11
470192-00000	QF FY19 - ACADEMIC	6	11
482182-00000	QF FY18 - RESEARCH	6	11
482192-00000	QF FY19 - RESEARCH	6	11
483182-00000	QF FY18 - GRADUATE STUDIES	6	12
483192-00000	QF FY19 - GRADUATE STUDIES	6	12
484331-10110	QNRF-PERSONNEL-POST DOC 2-GUAN	6	12
484541-10102	OQ NIU SALARY	6	12
490000-00000	CONTRACTS AND GRANTS FOR BUDGETS	6	13
490001-00000	AG RESTRICTED CONTRACT ACCOUNTS	6	13
490002-00000	ARCHITECTURE RESTR. CONTRACT ACCT	6	13
490003-00000	BUSINESS RESTRICTED CONTRACT ACCT	6	13
490004-00000	EDUCATION RESTRICTED CONTRACT ACCT	6	14
490005-00000	ENGINEERING RESTRICTED CONTRACT ACT	6	14
490006-00000	GEOSCIENCES RESTRICTED CONTRACT ACT	6	14
490007-00000	LIBERAL ARTS RESTR.CONTRACT ACCT	6	14
490008-00000	SCIENCE RESTRICTED CONTRACT ACCT	6	15
490009-00000	VET MED RESTRICTED CONTRACT ACCT	6	15
490016-00000	STUDENT AFFAIRS RESTR. CONTRACT ACT	6	15
490017-00000	BUSH SCHOOL RESTRICTED CONTRACT ACC	6	15
500044-00000	AFS INSTIT-DEV PRES *CR*	6	15
500181-00000	DEPT IMPROV FND-VET INTEGRATIVE BIO	6	16
500220-00000	COLLEGE OF VETERINARY MEDICINE SPEC	6	16
500236-00000	CMIS - IMPROVEMENT	6	16
500247-00000	SMALL ANIMAL CLINICAL SCIENCES DEV	6	16
500262-00000	DEPT IMPROV FND-ENTOMOLOGY*DR*	6	16
500316-00000	CENTER FOR HUMAN RESOURCE MGMT	6	17
500396-00000	AFS - DEPT CONTINGENCY FUND - STUDE	6	17
500408-00000	AFS - CONTINGENCY FUNDS - SR VPFN	6	17
500449-00000	AFS KEYS TO EXCELLENCE AWARDS	6	17
500484-00000	CENTER FOR NEW VENTURES DISCRETIONA	6	17
500524-00000	DEPT IMPROV FND-GEOCHEM & ENV RESER	6	17
500571-00000	AFS - MARKETING - VP COMMUNICATIONS	6	17
510049-00000	AGRICULTURAL ECONOMICS SUPPORT PROG	6	18
510053-00000	LIBRARY PROFESSORSHIPS	6	18
510054-00000	LEHRER, C&W DISTING CHAIR WATER ENG	6	18
510061-00000	M B ZALE - BESSLER SUPPORT	6	18
510069-00000	DAVIDSON CHAIR IN SCIENCE	6	18
510071-00000	COLLEGE OF AGRICULTURE DEVELOPM*DR*	6	19
510100-00000	BUTLER, OD CHAIR - ANIMAL SCIENCE	6	19
510121-00000	DAVIS, ROY B DIST PROFESSOR-AG COOP	6	19
510137-00000	PRIVATE ENTERPRISE RESEARCH CEN*DR*	6	19
510149-00000	READ, TOM & JOAN CHAIR	6	19
510154-00000	CHAIR IN AGRICULTURAL BIOTECHNO	6	20
510171-00000	WISEMAN-LEWIE WORTH CHAIR CARDIOLOG	6	20
510180-00000	CBA FELLOWS_*DR*	6	20
510204-00000	DOHERTY, W. T.-WELCH FDN CHAIR CHEM	6	20
510208-00000	WELCH, ROBERT A. CHAIR IN CHEMISTRY	6	20

Printed on a Xerox 9700 Laser Printing System at the Computing Services Center / Texas A&M University

Form: URGB01 (02/05/85)

Account	Name	Section	Page
510209-00000	WOLFE, R J-WELCH FND CHAIR IN SCI	6	21
510210-00000	SAN ANTONIO LIVESTOCK EXPO CHAIR	6	21
510239-00000	AFR YEAR END ENTRIES NON CASH (60)	6	21
510241-00000	MORRIS, M L CHAIR-VET CLINICAL NUTR	6	21
510266-00000	JORDAN JR PROF-CTR EDUC & RES F ENT	6	21
510289-00000	BUTLER, EUGENE CHAIR - AGRI BIOTECH	6	21
510330-00000	KLEBERG CHAIR-WILDLIFE & FISHER*DR*	6	22
510338-00000	MONTGOMERY, PRIV ENTERPRSE RSCH PRF	6	22
510339-00000	KIRBY DISTINGUISHED VISITING PROFES	6	22
510352-00000	SCHUBOT AVIAN HEALTH CENTER	6	22
510381-00000	ROSENTHAL CHAIR IN COLLEGE OF A	6	22
510397-00000	SMALL ANIMAL RESEARCH GRANT____*DR*	6	22
510400-00000	RICHARDSON, CHRISTINE ENDOW PROFESS	6	23
510402-00000	ENDOWED CHAIR IN URBAN ENTOMOLO	6	23
510403-00000	WILEY, EARLINE & A P CHAIR VET MED	6	23
510408-00000	MITCHELL INSTITUTE	6	23
510425-00000	LIBRARY MATERIALS FOUNDATION TRANS	6	23
510458-00000	LIBRARY GENERAL GIFT FUND	6	24
510461-00000	BECHERT, FRED J LIBRARY FUND	6	24
510463-00000	STERLING C EVANS CHAIR - LIBRAR	6	24
510464-00000	FRIENDS OF STERLING C EVANS LIBRARY	6	24
510466-00000	LIBRARY ENDOWMENTS FUND	6	24
510505-00000	LARGE ANIMAL RESEARCH FUND	6	24
510511-00000	STUDENT COUNSELING SERVICE GIFT	6	25
510528-00000	RELIANT TRADING CENTER ENDOWMENT	6	25
510539-00000	SOUTHWEST DAIRY MARKETING CHAIR	6	25
510558-00000	HEALTHCARE INDUSTRY ADV COUNCIL	6	25
510616-00000	ATHLETIC DEPARTMENT SPECIAL__*DR*	6	25
510646-00000	MATCHING GIFTS-TAMU 12TH MAN FOUND	6	26
510709-00000	ADKISSON, PERRY L CHAIR IN AGRICULT	6	26
510790-00000	DOW CHEM CO END PROF-AG ENG	6	26
510834-00000	CBA FELLOWS - DIRECTOR	6	26
510854-00000	CBA FELLOWS END FAC FELL	6	26
510904-00000	KYLE, SID END CHAIR - VET TOXICOLOG	6	27
510963-00000	VET MED - SPECIAL EVENTS	6	27
510980-00000	CLEMENTS, JR. ENDOWMENT INCOME	6	27
511053-00000	RESEARCH ON INFECTIOUS ANIMAL DISEA	6	27
511059-00000	KYLE, SID ESTATE-RESEARCH	6	27
511087-00000	GINN ANIMAL RESEARCH - VET MED	6	27
511105-00000	KYLE ESTATE-LIBRARY ENRICHMENT	6	28
511139-00000	STERLING C. EVANS QUASI ENDOWMENT	6	28
511140-00000	VISUAL & PERFORMING ARTS QUASI END	6	28
511141-00000	ATHLETIC DEPT QUASI ENDOWMENT	6	28
511142-00000	RESIDENCE HALL ASSOC QUASI ENDOW	6	28
511197-00000	CORPS OF CADETS - RECRUITING__*DR*	6	28
511270-00000	CORPS OF CADETS - SUL ROSS	6	28
511325-00000	AGGIE BAND ENDOWED TRAVEL FUND	6	29
511347-00000	PARENCIA, CHARLES R. CHAIR FOR COTT	6	29
511406-00000	FM RADIO STATION OPERATIONS - GIFTS	6	29
511506-00000	KING, LILA B. ESTATE - LIBRARY	6	29
511510-00000	ACADEMIC SUPPORT MATCHING GIFT ACCT	6	29

Printed on a Xerox 9700 Laser Printing System at the Computing Services Center / Texas A&M University

Form: URGB01 (02/05/85)

Account	Name	Section	Page
511565-00000	BASYE ROSE OPERATING *DR*	6	30
511603-00000	WEINBAUM, ELEANOR FAMILY POETRY CTR	6	30
511657-00000	MSC ANNUAL AWARDS PROGRAM	6	30
511686-00000	WESTERN HEMISPHERIC TRADE STUDIES	6	30
511711-00000	DEAN OF BUSINESS - LOWRY MAYS	6	30
511739-00000	LINK-EQUINE EPIDEMIOLOGY-COHEN	6	30
511745-00000	LINK-EQUINE REPRO BIO PRGM -FORREST	6	31
511747-00000	LINK-EQUINE NUTRITION PRGM	6	31
511764-00000	GREY, REX B PROFESSORSHIP	6	31
511782-00000	LIBRARY-FOUNDATION AND SUPPORT TRAN	6	31
511784-00000	ROBERT A WELCH FOUNDATION-CHAIR	6	31
511839-00000	LINK EQUINE ENHANCEMENT-ANIMAL SCIE	6	31
511842-00000	CORPS OF CADETS LEADERSHIP ENHANCEM	6	32
511843-00000	TEXAS A&M UNIVERSITY 12TH MAN FDN	6	32
511847-00000	DOW CHAIR IN CHEMICAL INVENTION	6	32
511869-00000	GLOCKZIN, ELAINA & EMANUEL PROFESSO	6	32
511885-00000	MARTELL, ARTHUR CHAIR IN CHEMISTRY	6	32
511897-00000	RELIANT TRADING CENTER	6	33
511958-00000	BUSINESS HONORS LEARNING COMMUNITY	6	33
511972-00000	PIN OAK STUD CHAIR	6	33
511979-00000	COTTON ENG, GIN & MECH END CHR	6	33
511986-00000	BONFIRE MEMORIAL MAINTENANCE QUASI	6	33
512046-00000	BRIDGES CHAIR IN VET MED EDUCATION	6	34
512047-00000	ELLISON, JIM AND ELLEN CHAIR OPER	6	34
512081-00000	LINK ESTATE-CLAG INFRASTRUCTURE_QE	6	34
512117-00000	LINK CHAIR - HINRICHS	6	34
512124-00000	12TH MAN FOUNDATION ATHLETIC GIFTS	6	34
512143-00000	LINK CHAIR IN AGRICULTURE	6	35
512154-00000	CAMBRIDGE - TEXAS A&M COLLABORATION	6	35
512191-00000	CARL B KING DEANSHIP IN VET MEDICIN	6	35
512262-00000	TAMU ORCHESTRA	6	35
512278-00000	CARTER WILDLIFE FUND	6	35
512397-00000	SANDRA & BRYAN MITCHELL MASTER BUIL	6	35
512419-00000	LIBRARY - CUSHING SUPPORT	6	36
512678-00000	LARGE ANIMAL ENHANCEMENT & DEVELOP	6	36
512745-00000	DR.GLEN BLODGETT CHAIR IN EQUINE	6	36
512801-00000	TRADING, RISK & INVEST PROG EXCELL	6	36
512802-00000	LINK-EQUINE DEGENERATIVE MED PROGRA	6	36
512837-00000	SMALL ANIMAL CLINICAL SCIENCES GIFT	6	36
512902-00000	DR. FRED & VOLA PALMER CHAIR	6	37
512903-00000	HELEN MCWHORTER CHAIR - SM ANIMAL	6	37
512922-00000	PROFESSIONAL SELLING INITIATIVE	6	37
512934-00000	WESTON SALES EQ EDUCATION PRGM	6	37
512955-00000	SIEBERT AGRIBUSINESS EXC FUND	6	37
512974-00000	HOWARD HORNE '47 PROFESSORSHIP	6	38
512990-00000	ESSM FACULTY ALLOCATION	6	38
512993-00000	UNIVERSITY ARTS - QUASI ENDOWMENT	6	38
513113-00000	GINA & ANTHONY BAHR '91 PETROVENT	6	38
513114-00000	PRIVATE ENTERPRISE RESEARCH CTR	6	38
513145-00000	KOCH FOUNDATION	6	38
513164-00000	K&R ROCHELLE CHAIR ONOCOLOGY	6	39

Printed on a Xerox 9700 Laser Printing System at the Computing Services Center / Texas A&M University

Form: URGB01 (02/05/85)

Account	Name	Section	Page
513198-00000	TOM CAMPBELL '45 RESEARCH ENDOWED	6	39
513201-00000	APPELT CHAIR PROFESSORSHIP	6	39
513325-00000	ROSENQUEST ENDOWED FUND	6	39
513330-00000	IMAGING	6	39
513354-00000	CLARK CHAIR IN CLINICAL RESEARCH	6	39
513361-00000	KUN SHAN ASIA-CHEM-LIU	6	40
513372-00000	BONE AND JOINT FUND	6	40
513373-00000	HEART TRUST FUND	6	40
513375-00000	SLTREI-SAVANNA LONG TERM RESEARCH	6	40
513382-00000	GARY FRAKES EQUINE ENDOWMENT	6	40
513387-00000	MAYS INNOVATION RESEARCH CENTER	6	40
513429-00000	EQUINE SCIENCE INITIATIVE	6	41
513433-00000	HM BEACHELL RICE CHAIR	6	41
520000-00000	RESTRICTED GIFTS ACCTS - BUDGET(25)	6	41
520001-00000	AG RESTRICTED ACCOUNTS BUDGET ONLY	6	41
520002-00000	ARCHITECTURE RESTRICTED BUDGET ONLY	6	41
520003-00000	BUSINESS RESTRICTED BUDGET ONLY	6	42
520004-00000	EDUCATION RESTRICTED BUDGET ONLY	6	42
520005-00000	ENGINEERING RESTRICTED BUDGET ONLY	6	42
520006-00000	GEOSCIENCES RESTRICTED BUDGET ONLY	6	42
520007-00000	LIBERAL ARTS RESTRICTED BUDGET ONLY	6	43
520008-00000	SCIENCE RESTRICTED BUDGET ONLY	6	43
520016-00000	STUDENT AFFAIRS RESTR BUDGET ONLY	6	43
520017-00000	BUSH SCHOOL RESTRICTED BUDGET ONLY	6	43
550024-00000	STUDENT CONFERENCE ON NATIONAL AFFA	6	44
553038-00000	REAL ESTATE RESEARCH CENTER *DR*	6	44
553047-00000	TEXAS REAL ESTATE FUTURE OPERATIONS	6	44
553099-00000	STEVENSON COMPANION ANIMAL CENTER	6	44
553171-00000	ASSOC. FOR STUDENT CONDUCT ADMIN	6	44
553178-00000	FRIENDS OF EVANS LIBRARY	6	44
650000-00000	SCHOLARSHIPS - FOR BUDGETS	6	45
650002-00000	A&M CLUB LEADERSHIP AWARD	6	45
650017-00000	CRAWFORD, CHAD MEM BOOK AWARD	6	45
650149-00000	CBA GENERAL SCHOLARSHIP FUND-UNDERG	6	45
650154-00000	COLLEGE OF VETERINARY MEDICINE SCHO	6	45
650241-00000	COLLEGE OF ENGR SCHOLARSHIP FUND	6	45
650649-00000	LIBERAL ARTS SCHOLARSHIPS	6	46
650992-00000	GEN SCHOLARSHIP FUND - EDUCATION	6	46
651452-00000	ATHLETIC DEPT SCHOLARSHIP FUND	6	46
652396-00000	BUSH SCHOOL - GENERAL FELLOWSHIPS	6	46
653463-00000	GEOSCIENCES-SCHOLARSHIPS & FELLOWSH	6	46
655034-00000	COLLEGE OF SCIENCE GENERAL SCHOLARS	6	46
655175-00000	PRIVATE ENTERPRISE RESEARCH CENTER	6	46
656370-00000	PERC GRADUATE STUDENT FELLOWSHIP	6	47

Printed on a Xerox 9700 Laser Printing System at the Computing Services Center / Texas A&M University

Form: URGB01 (02/05/85)

Account	Name	Section	Page

****
* *
* BLANK PAGE *
* *
****

Printed on a Xerox 9700 Laser Printing System at the Computing Services Center / Texas A&M University

Form: URGB01 (02/05/85)

Name	Account	Section	Page
A NOVEL METAL-ORGANIC FRAMEWORK MAT	413271-00001	6	5
A&M CLUB LEADERSHIP AWARD	650002-00000	6	45
A-0673 METAL PHOSPHONATES AS CRYSTA	456459-20000	6	10
A-1656 WERNER COMPLEXES AS "ORGANOC	456458-20000	6	10
AABS OPERATIONS	240292-00000	3	91
AACDC - OPERATIONS	240002-16000	3	89
ABSTRACTS & THESIS	210090-00000	3	29
ACADEMIC AFFAIRS BUSINESS SERVICES	121317-00000	2	12
ACADEMIC SERVICES TEAM - DESIGNATED	240294-00000	3	92
ACADEMIC SKILLS PROGRAM - REMEDIAL	163201-00000	2	28
ACADEMIC SUCCESS CENTER	137909-00000	2	23
ACADEMIC SUCCESS EDUCATION PROGRAMS	212710-00000	3	41
ACADEMIC SUPPORT MATCHING GIFT ACCT	511510-00000	6	29
ACADEMY NETWORK PARTNERSHIPS	215310-00000	3	48
ACAP ASSESSMENT - DT	249909-00000	3	119
ACAP ASSESSMENT - DT	249908-00000	3	119
ADKISSON, PERRY L CHAIR IN AGRICULT	510709-00000	6	26
ADMI - ENROLLMENT SERVICES	201180-00000	3	4
ADMINISTRATIVE ACCOUNT - CRS	250634-10000	3	124
AFR TUITION DISCOUNTING	199999-00000	2	29
AFR YEAR END ENTRIES (35)	200480-00000	3	2
AFR YEAR END ENTRIES (60)	120014-00000	2	6
AFR YEAR END ENTRIES NON CASH (60)	100099-00000	2	2
AFR YEAR END ENTRIES NON CASH (60)	210850-00000	3	34
AFR YEAR END ENTRIES NON CASH (60)	510239-00000	6	21
AFR YEAR END ENTRIES NON CASH (70)	300150-00000	5	1
AFS - CONTINGENCY FUNDS - SR VPFN	500408-00000	6	17
AFS - DEPT CONTINGENCY FUND - STUDE	500396-00000	6	17
AFS - MARKETING - VP COMMUNICATIONS	500571-00000	6	17
AFS INSTIT-DEV PRES *CR*	500044-00000	6	15
AFS KEYS TO EXCELLENCE AWARDS	500449-00000	6	17
AG - FRANCE - FESIA_STUDY ABROAD	219710-00000	3	58
AG RESTRICTED ACCOUNTS BUDGET ONLY	520001-00000	6	41
AG RESTRICTED CONTRACT ACCOUNTS	490001-00000	6	13
AGENCY INFRASTRUCTURE	100044-00000	2	1
AGGIE BAND AUX FUNDING	303110-00000	5	10
AGGIE BAND BOWL TRAVEL	302880-00000	5	9
AGGIE BAND ENDOWED TRAVEL FUND	511325-00000	6	29
AGGIE BAND TRAVEL	218780-00000	3	56
AGGIE CARD MAINTENANCE REVENUE	218300-00000	3	55
AGGIE CAREER TEAM	206600-00000	3	15
AGGIE HONOR SYSTEM OFFICE	134021-00000	2	18
AGGIE TENNIS CAMP (MEN)	201850-00000	3	6
AGRICULTURAL ECONOMICS SUPPORT PROG	510049-00000	6	18
AGRICULTURE - INSTRUCTIONAL SUPPORT	240919-00000	3	93
AGRICULTURE - INSTRUCTIONAL SUPPORT	130019-00000	2	13
ALEC - INSTRUCTIONAL MATERIALS SERV	215660-00000	3	48
ALUMNI AND EDUCATION SERVICES	216910-00000	3	52
ANATOMY WORKSHOP	250641-00000	3	124
ANTHROPOLOGY	241609-00000	3	103
AOI 1L1 EVALUATION OF AMINE-INCORPO	446291-00001	6	9

Printed on a Xerox 9700 Laser Printing System at the Computing Services Center / Texas A&M University

Form: URGB01 (02/05/85)

Name	Account	Section	Page
APIT EQUIPMENT	240185-00000	3	90
APPELT CHAIR PROFESSORSHIP	513201-00000	6	39
APPLICATION FEE	210670-00000	3	32
APPLIED MATHEMATICAL STATISTICS	138109-00000	2	23
APPLIED MATHEMATICAL, STATISTIC &	248306-00000	3	117
ARCH - GRADUATE PROGRAM FEES	206680-00000	3	16
ARCH GRADUATE TUITION	291041-00000	3	128
ARCHITECTURE	241100-00000	3	93
ARCHITECTURE	130500-00000	2	13
ARCHITECTURE BARCELONA SPAIN	219660-00000	3	58
ARCHITECTURE DEPARTMENT TRAVEL	241110-00000	3	96
ARCHITECTURE ITALY SPRING SAPO	219600-00000	3	58
ARCHITECTURE RESTR. CONTRACT ACCT	490002-00000	6	13
ARCHITECTURE RESTRICTED BUDGET ONLY	520002-00000	6	41
ASSESSMENT & EVALUATION	210880-00000	3	34
ASSOC VP EXTERNAL RELATIONS AD-LOC	120069-00000	2	8
ASSOC VP FOR EXTERNAL AFFAIRS	242037-00000	3	108
ASSOC. FOR STUDENT CONDUCT ADMIN	553171-00000	6	44
ASSOCIATE PROVOST FOR ACADEMIC	246142-00000	3	111
ASSOCIATE PROVOST FOR ACADEMIC	120066-00000	2	8
ASSOCIATE PROVOST FOR UNDERGRADUATE	137902-00000	2	22
ASSOCIATE VP & CONTROLLER	120007-00000	2	5
ASSOCIATE VP & CONTROLLER	202860-00000	3	8
ASST PROVOST FOR UG STUDIES	290150-00000	3	126
ASST PROVOST FOR UG STUDIES	246222-00000	3	112
ASST PROVOST UG STUDIES ADLOC	138131-00000	2	24
AST - ENROLLMENT SERVICES	201140-00000	3	3
ATHLETIC COMPLIANCE	204210-00000	3	11
ATHLETIC DEPARTMENT SPECIAL__*DR*	510616-00000	6	25
ATHLETIC DEPT QUASI ENDOWMENT	511141-00000	6	28
ATHLETIC DEPT SCHOLARSHIP FUND	651452-00000	6	46
ATMOSPHERIC SCIENCES	241503-00000	3	99
ATMOSPHERIC SCIENCES	132503-00000	2	15
ATMOSPHERIC SCIENCES EDUCATION FUND	210680-00000	3	33
AUF - ACADEMIC SERVICES	290026-00000	3	126
AUF - COLLEGE OF LAW	292023-00000	3	129
AUF - RESEARCH INITIATIVES - VPR	290134-00000	3	126
AUF EXCEL INITIAT-INST (10)	299999-10000	3	129
AUF-CRI	299980-00000	3	129
AUXILIARY ENTERPRISES INVEST EARNIN	302150-00000	5	7
AUXILIARY OVERHEAD ASSESSMENT	271150-00000	4	8
AUXILIARY RETIREE GIP	271750-00000	4	10
AUXILIARY-OTHER STUDENT FEES (70)	302310-00000	5	7
AVPA BOX OFFICE	302250-00000	5	7
AVPA OPERATIONS	246928-00000	3	113
BACKGROUND CHECKS	271410-00000	4	9
BANKING & MANAGEMENT FEES	218320-00000	3	55
BANKING & MANAGEMENT FEES	120047-00000	2	7
BARNES & NOBLE SCHOLARSHIP FUND	216380-00000	3	50
BASEBALL CAMP	201820-00000	3	5
BASYE ROSE OPERATING *DR*	511565-00000	6	30

Printed on a Xerox 9700 Laser Printing System at the Computing Services Center / Texas A&M University

Form: URGB01 (02/05/85)

Name	Account	Section	Page
BCBP - BIOCHEMISTRY	400000-02000	6	3
BECHERT, FRED J LIBRARY FUND	510461-00000	6	24
BECKMAN SCHOLARS PROGRAM SUPT	237088-38000	3	72
BENZ SCHOOL OF FLORAL DESIGN *DR*	250002-00000	3	121
BIMS - BIOMEDICAL SCIENCE	135255-00000	2	21
BIMS - PATHOBIOLOGY	135253-00000	2	21
BIMS - PHYSIOLOGY & PHARMACOLOGY	135254-00000	2	21
BIMS - VET INTEGRATIVE BIOSCIENCES	135250-00000	2	20
BIMS UNDERGRADUATE PROGRAM	135001-00000	2	20
BIOLOGY SERVICES ACCOUNT	270780-00000	4	6
BLACKSTONE LAUNCHPAD	450171-00001	6	9
BLACKSTONE LAUNCHPAD	450171-00000	6	9
BONE AND JOINT FUND	513372-00000	6	40
BONFIRE MEMORIAL MAINTENANCE QUASI	511986-00000	6	33
BOOKSTORE - LAW SCHOOL	302630-00000	5	8
BOOKSTORE ALLOCATION	210800-00000	3	33
BOVINE TEACHING HERD	250037-00000	3	122
BRAZIL ENGR ELEN 314 & 320 SAPO	208030-00000	3	20
BRAZIL SUSTAINABLE NUTRITION	207070-00000	3	19
BRIDGE TO AGGIELAND SCHOLARSHIP	248001-00000	3	113
BRIDGES CHAIR IN VET MED EDUCATION	512046-00000	6	34
BUDGET OFFICE	201060-00000	3	3
BUDGET OFFICE	271270-00000	4	8
BUDGET OFFICE	120048-00000	2	7
BUILDING MAINT-PROJ FUNDED BY TAMU	240734-00000	3	92
BUILDING MAINTENANCE - OUTSOURCED	270230-00000	4	2
BUILDING SERVICES	210390-00000	4	1
BUSH SCHOOL	130900-00000	2	14
BUSH SCHOOL - GENERAL FELLOWSHIPS	652396-00000	6	46
BUSH SCHOOL DE-OSNR TEACHING FEE	225990-00000	3	62
BUSH SCHOOL GRAD PROG FEE-EXPENDITU	208670-00000	3	24
BUSH SCHOOL GRAD PROG FEE-MPIA REV	208650-00000	3	24
BUSH SCHOOL GRAD PROG FEE-MPSA REV	208660-00000	3	24
BUSH SCHOOL GRAD PROG FEE-SCHOLARSH	208680-00000	3	24
BUSH SCHOOL OF GOVERNMENT	242200-00000	3	109
BUSH SCHOOL RESTRICTED BUDGET ONLY	520017-00000	6	43
BUSH SCHOOL RESTRICTED CONTRACT ACC	490017-00000	6	15
BUSINESS - INSTRUCTIONAL SUPPORT	131011-00000	2	14
BUSINESS ACCELERATOR SPACE	203650-00000	3	9
BUSINESS HONORS FIELD TRIP	209740-00000	3	28
BUSINESS HONORS LEARNING COMMUNITY	511958-00000	6	33
BUSINESS RESTRICTED BUDGET ONLY	520003-00000	6	42
BUSINESS RESTRICTED CONTRACT ACCT	490003-00000	6	13
BUSINESS UAT INSTRUCTIONAL SUPPORT	241228-00000	3	97
BUTLER, EUGENE CHAIR - AGRI BIOTECH	510289-00000	6	21
BUTLER, OD CHAIR - ANIMAL SCIENCE	510100-00000	6	19
CACE-IDC CENTER FOR ATMOSPHERIC CHE	230142-00000	3	64
CADET CORPS AWARDS & TROPHIES *CR*	215740-00000	3	49
CALENDAR ACCOUNT	302270-00000	5	7
CALLALOO OPERATIONS	241620-00000	3	104
CAMBRIDGE - TEXAS A&M COLLABORATION	512154-00000	6	35

Printed on a Xerox 9700 Laser Printing System at the Computing Services Center / Texas A&M University

Form: URGB01 (02/05/85)

Name	Account	Section	Page
CAMERA PROJECT	202900-00000	3	8
CAMP ADMINISTRATION	201860-00000	3	6
CARC - STUDY ABROAD SUPPORT	241107-00000	3	96
CARC - SUPPORT SERVICES	241102-00000	3	93
CARC - SUPPORT SERVICES	130502-00000	2	13
CARC SUPPORT SERVICES - SALES	270500-00000	4	3
CAREER CENTER CAREER FAIRS	250477-00000	3	123
CARL B KING DEANSHIP IN VET MEDICIN	512191-00000	6	35
CARTER WILDLIFE FUND	512278-00000	6	35
CBA FELLOWS - DIRECTOR	510834-00000	6	26
CBA FELLOWS END FAC FELL	510854-00000	6	26
CBA FELLOWS_*DR*	510180-00000	6	20
CBA GENERAL SCHOLARSHIP FUND-UNDERG	650149-00000	6	45
CDS&E: CYCLIC TETRAPEPTIDE PROBES F	401591-00001	6	3
CENTER FOR CHEMICAL CHARACTERIZATIO	270450-00000	4	3
CENTER FOR EXECUTIVE DEVEL *DR*	250033-00000	3	121
CENTER FOR GAS - 45.5%	442381-00001	6	7
CENTER FOR HUMAN RESOURCE MGMT	500316-00000	6	17
CENTER FOR HUMANITIES RESEARCH	241780-00000	3	106
CENTER FOR NEW VENTURES DISCRETIONA	500484-00000	6	17
CENTER FOR RISK-BASED COMMUNITY RES	443611-00001	6	8
CENTER FOR TEACHING EXCELLENCE	242035-00000	3	108
CENTER FOR VISUALIZATION	270950-00000	4	7
CENTRAL FUNDED GIP-IS	249928-00000	3	119
CENTRAL FUNDED GIP-OM	249929-00000	3	119
CENTRAL FUNDED GIP-RES	249912-00000	3	119
CENTRAL RECEIVING	150002-00000	2	27
CENTRAL TELECOM	240711-00000	3	92
CENTRAL UTILITIES	151501-00000	2	27
CERTIFIED FINANCIAL PLANNER PROGRAM	250768-00000	3	126
CET SERVICE DEPARTMENT	270820-00000	4	6
CHAIR IN AGRICULTURAL BIOTECHNO	510154-00000	6	20
CHALLENGEWORKS	250403-00000	3	123
CHAMPE FITZHUGH INTRNATL HONORS SEM	250366-00000	3	123
CHEM - PI INDIRECT COST RETURNS	231102-00000	3	65
CHEMISTRY DEPARTMENT STOCKROOM REVO	270040-00000	4	1
CHEMISTRY DEVELOPMENT	214670-00000	3	46
CHF WHITE CREEK RES HALL	301090-00000	5	5
CHILDREN'S CENTER - OPERATING	302450-00000	5	8
CHILE BUSINESS STUDY ABROAD	210080-00000	3	29
CHILE HISPANIC CULTURE AND ART	209550-00000	3	27
CHINA METEOROLOGY	207030-00000	3	19
CHINA/TAIWAN SUSTAINABLE COMM	210840-00000	3	34
CLAG - COLLEGE ADVANCEMENT FEE	221000-00000	3	59
CLAG - COLLEGE OF AG	400000-01000	6	2
CLAG DEVELOPMENT COUNCIL MEETINGS	216680-00000	3	51
CLAR - ACTION 2015 INITIATIVES	241112-00000	3	96
CLAR - GRADUATE PROGRAM FEES	206630-00000	3	15
CLAR GRADUATE ASSISTANTS	241102-20000	3	94
CLARK CHAIR IN CLINICAL RESEARCH	513354-00000	6	39
CLBA - COLLEGE ADVANCEMENT FEE	221111-00000	3	60

Printed on a Xerox 9700 Laser Printing System at the Computing Services Center / Texas A&M University

Form: URGB01 (02/05/85)

Name	Account	Section	Page
CLBA - COLLEGE ADVANCEMENT FEE	221100-00000	3	59
CLED - COLLEGE ADVANCEMENT FEE	221200-00000	3	60
CLED - REALLOCATION 2015	241391-00000	3	98
CLEMENTS, JR. ENDOWMENT INCOME	510980-00000	6	27
CLGE - COLLEGE ADVANCEMENT FEE	221400-00000	3	60
CLGE - FACULTY SUMMER SALARY	137500-00002	2	22
CLGE - TEACHING FEE MS OF GEOSCIENC	221413-00000	3	60
CLLA - COLLEGE ADVANCEMENT FEE	221500-00000	3	60
CLLW - TUITION AND WAIVERS	101033-00000	2	4
CLSC - COLLEGE ADVANCEMENT FEE	221600-00000	3	61
CLVM - COLLEGE ADVANCEMENT FEE	221700-00000	3	61
CLVM - COLLEGE ADVANCEMENT FEE-DVM	221720-00000	3	61
CMAC - LAB SERVICES	205470-00000	3	13
CMIS - IMPROVEMENT	500236-00000	6	16
CMP SERVICES	270590-00000	4	5
COLLEGE OF AGRICULTURE DEVELOPM*DR*	510071-00000	6	19
COLLEGE OF EDUCATION SUPPORT SERVIC	131502-00000	2	15
COLLEGE OF EDUCATION SUPPORT SERVIC	241302-00000	3	98
COLLEGE OF ENGR SCHOLARSHIP FUND	650241-00000	6	45
COLLEGE OF LAW	241094-00000	3	93
COLLEGE OF LAW	138301-00000	2	24
COLLEGE OF SCIENCE GENERAL SCHOLARS	655034-00000	6	46
COLLEGE OF VETERINARY MEDICINE SCHO	650154-00000	6	45
COLLEGE OF VETERINARY MEDICINE SPEC	500220-00000	6	16
COLLEGE STRATEGIC INITIATIVES-GEOSC	200660-00000	3	3
COLLEGE STUDENT WORKERS	241112-60000	3	96
COLLEGE WORK STUDY - STATE	100027-00000	2	1
COLLEGIATE LICENSING NON-ATHLETIC	203800-00000	3	10
COLLEGIATE LICENSING OFFICE	203810-00000	3	10
COLONIAS	164050-00000	2	29
COM-AGU TRAVEL	241593-00008	3	102
COM-BROCHURES(TARGET SUBJ MATTER)	241593-00002	3	101
COM-MARKETING TRAVEL (FILM,PHOTOGR)	241593-00007	3	102
COM-PRINTING-MISC BROCH,INVIT,PRGMS	241593-00003	3	101
COM-PROFESSIONAL DEVELOPMENT	241593-00001	3	101
COM-SOFTWARE/ANNUAL SUBSCRIPTIONS	241593-00005	3	101
COM-STAFF COMPUTER MAINTENANCE	241593-00004	3	101
COM-TEAMBUILDING	241593-00006	3	101
COMMANDANT'S-CORPS SCHOLARSHIPS	216410-00000	3	51
COMMUNICATION	241612-00000	3	104
COMMUNICATION LAB SUPPORT	219110-00000	3	57
COMMUNICATIONS - GEOSCIENCES	241593-00000	3	101
COMMUNICATIONS OPERATIONS	241102-60000	3	95
COMPARATIVE MEDICINE PRGM RESEARCH	230027-00000	3	63
COMPARATIVE MEDICINE PROGRAM	134312-00000	2	20
COMPASS REVENUES	200260-00000	3	1
COMPETITIVE PROPOSALS	242111-00002	3	108
COMPLEX FUNCTIONAL MATERIALS ACCESS	443391-00001	6	8
COMPUTER SUPPORT OPERATING	241102-30000	3	94
COMPUTER SUPPORT WAGES	241102-31000	3	94
CONSTRUCTION SCIENCE	241101-00000	3	93

Printed on a Xerox 9700 Laser Printing System at the Computing Services Center / Texas A&M University

Form: URGB01 (02/05/85)

Name	Account	Section	Page
CONSTRUCTION SCIENCE	130501-00000	2	13
CONSTRUCTION SCIENCE INTERNSHIP PRO	214640-00000	3	46
CONSTRUCTION SCIENCE TRAVEL	241111-00000	3	96
CONTEXT RICH MASS SPECTROMETRY OF M	415121-00001	6	6
CONTINGENCY RESERVE FOR REPAIRS	204300-00000	3	11
CONTINGENT INCOME-INSTRUCTION (10)	243507-10000	3	110
CONTINGENT INCOME-INSTRUCTION (10)	179901-10000	2	29
CONTRACT ADMINISTRATION	120038-00000	2	6
CONTRACT ADMINISTRATION	215290-00000	3	48
CONTRACT ADMINISTRATION	271380-00000	4	9
CONTRACTS AND GRANTS FOR BUDGETS	490000-00000	6	13
CONVENIENCE FEE	219000-00000	3	57
COOP ADMINISTRATIVE FEE	212390-00000	3	40
CORP ACADEMICS	214480-00000	3	45
CORPS OF CADETS - RECRUITING__*DR*	511197-00000	6	28
CORPS OF CADETS - SUL ROSS	511270-00000	6	28
CORPS OF CADETS LEADERSHIP ENHANCEM	511842-00000	6	32
CORPS OPERATIONS/PMC/RECRUITING	302870-00000	5	9
CORPS PROJECT FUND	215700-00000	3	48
CORPS VISITOR CENTER	213150-00000	3	43
COSC - GRADUATE PROGRAM FEES	206670-00000	3	16
COSC GRADUATE TUITION	291042-00000	3	129
COTTON ENG, GIN & MECH END CHR	511979-00000	6	33
COUNSELING & ASSESSMENT CLINIC	210220-00000	3	29
COURSE FEE ALLOCATION-ATMO	241597-30000	3	102
COURSE FEE ALLOCATION-GEOG	241597-10000	3	102
COURSE FEE ALLOCATION-GEOL	241597-20000	3	102
COURSE FEE ALLOCATION-OCNG	241597-40000	3	102
CPB-RADIO COMMUNITY SVC FY18-19	455871-00000	6	10
CPB-TV CSG & INTERCONNECT FY18-19	455870-00000	6	10
CPI-COUNCIL OF PRINCIPAL INVESTIGAT	219480-00000	3	58
CRAWFORD, CHAD MEM BOOK AWARD	650017-00000	6	45
CRISP TYPE 2/COLLABORATIVE RESEARCH	401261-00001	6	3
CTR FOR HIGHER ED AND LANGUAGE	206520-00000	3	15
CUSTIODIAL SERVICES - OUTSOURCED	270240-00000	4	2
CUSTODIAL SERVICES - OUTSOURCED	240729-00000	3	92
CVM ENRICHMENT PROGRAM	215460-00000	3	48
CVM MARKETPLACE	214370-00000	3	45
CYCLOTRON INSTITUTE	163001-00000	2	28
CYCLOTRON OPERATIONS	270490-00000	4	3
DANUBE - GERMANY POLS 306	208210-00000	3	21
DATA PROCESSING	210510-00000	3	31
DAVIDSON CHAIR IN SCIENCE	510069-00000	6	18
DAVIS, ROY B DIST PROFESSOR-AG COOP	510121-00000	6	19
DE-ONLINE DISTANCE ED STARTUP	137500-00003	2	22
DEAN OF AGRICULTURE	241091-00000	3	93
DEAN OF BUSINESS	241290-00000	3	97
DEAN OF BUSINESS	137200-00000	2	22
DEAN OF BUSINESS - LOWRY MAYS	511711-00000	6	30
DEAN OF EDUCATION	241390-00000	3	98
DEAN OF FACULTIES	242090-00000	3	108

Printed on a Xerox 9700 Laser Printing System at the Computing Services Center / Texas A&M University

Form: URGB01 (02/05/85)

Name	Account	Section	Page
DEAN OF FACULTIES	137900-00000	2	22
DEAN OF FACULTIES/FACULTY PROG & SV	134046-00000	2	19
DEAN OF FACULTIES/FACULTY PROG & SV	241946-00000	3	107
DEAN OF GEOSCIENCES	241590-00000	3	100
DEAN OF GEOSCIENCES_(ADLOC)	137500-00000	2	22
DEAN OF LIBERAL ARTS	241790-00000	3	106
DEAN OF LIBERAL ARTS SERVICES	241791-00000	3	107
DEAN OF VETERINARY MEDICINE	242301-00000	3	109
DEAN OF VETERINARY MEDICINE-SPECIAL	144020-00000	2	26
DEAN, COLLEGE OF ARCHITECTURE	137100-00000	2	22
DEAN, COLLEGE OF ARCHITECTURE	241190-00000	3	97
DEPARTMENTAL ACCOUNTING SERVICES	200300-00000	3	2
DEPARTMENTAL ACCOUNTING SERVICES	120057-00000	2	7
DEPARTMENTAL OPERATING EXP	217720-00000	3	53
DEPT IMPROV FND-ENTOMOLOGY*DR*	500262-00000	6	16
DEPT IMPROV FND-GEOCHEM & ENV RESER	500524-00000	6	17
DEPT IMPROV FND-VET INTEGRATIVE BIO	500181-00000	6	16
DESIGN-OTHER STUDENT FEES (60)	217000-00000	3	52
DESIGNATED OTHER - BUDGET ONLY_(20)	250000-00000	3	120
DEVELOPMENT OF POLYCARBONATE MICELL	414031-00001	6	5
DHHS-NIH-NIGMS - NATIVE ION MOBILIT	405701-00001	6	4
DIF TUITION SET-ASIDE - CLVM - UG	239119-00000	3	86
DIFF TUITION DE - CLAG	239035-00000	3	82
DIFF TUITION DE - CLAR	239106-00000	3	85
DIFF TUITION DE - CLGE	239202-00000	3	87
DIFF TUITION DE - CLSC	239017-00000	3	82
DIFF TUITION DE - EDUC	239029-00000	3	82
DIFF TUITION DE - ENGR	239012-00000	3	82
DIFF TUITION DE - SGPS FUNDED	239034-00000	3	82
DIFF TUITION NON-RESIDENT-UG	238020-00000	3	80
DIFF TUITION SET-ASIDE - BUSH -GRAD	239097-00000	3	85
DIFF TUITION SET-ASIDE - CLAG - UG	239098-00000	3	85
DIFF TUITION SET-ASIDE - CLAG -GRAD	239114-00000	3	86
DIFF TUITION SET-ASIDE - CLAR - UG	239093-00000	3	84
DIFF TUITION SET-ASIDE - CLAR -GRAD	239113-00000	3	86
DIFF TUITION SET-ASIDE - CLEN -GRAD	239112-00000	3	86
DIFF TUITION SET-ASIDE - CLEN_- UG	239095-00000	3	85
DIFF TUITION SET-ASIDE - CLGE - UG	239117-00000	3	86
DIFF TUITION SET-ASIDE - CLLA - UG	239116-00000	3	86
DIFF TUITION SET-ASIDE - CLSC - UG	239118-00000	3	86
DIFF TUITION SET-ASIDE - CLSC -GRAD	239094-00000	3	85
DIFF TUITION SET-ASIDE - CLVM -GRAD	239092-00000	3	84
DIFF TUITION SET-ASIDE - EDUC - UG	239096-00000	3	85
DIFF TUITION SET-ASIDE - EDUC -GRAD	239115-00000	3	86
DIFF TUITION SET-ASIDE - MAYS - UG	239099-00000	3	85
DIFF TUITION SET-ASIDE-CLGE-GRAD	239144-00000	3	87
DIFF TUITION-DIST ED-ARCH	239315-00000	3	89
DIFFERENTIAL TUITION - ANTH	239311-00000	3	88
DIFFERENTIAL TUITION - ARCH	239038-00000	3	83
DIFFERENTIAL TUITION - BAEN	239101-00000	3	85
DIFFERENTIAL TUITION - BAEN/AGSM	238300-00000	3	81

Printed on a Xerox 9700 Laser Printing System at the Computing Services Center / Texas A&M University

Form: URGB01 (02/05/85)

Name	Account	Section	Page
DIFFERENTIAL TUITION - CLAG	238190-00000	3	81
DIFFERENTIAL TUITION - CLAG	239091-00000	3	84
DIFFERENTIAL TUITION - CLAR	239037-00000	3	83
DIFFERENTIAL TUITION - CLAR	238180-00000	3	80
DIFFERENTIAL TUITION - CLED	238250-00000	3	81
DIFFERENTIAL TUITION - CLED	239080-00000	3	84
DIFFERENTIAL TUITION - CLEN	239090-00000	3	84
DIFFERENTIAL TUITION - CLEN	238200-00000	3	81
DIFFERENTIAL TUITION - CLGE	238270-00000	3	81
DIFFERENTIAL TUITION - CLGE	239201-00000	3	87
DIFFERENTIAL TUITION - CLLA	239301-00000	3	87
DIFFERENTIAL TUITION - CLLA	238280-00000	3	81
DIFFERENTIAL TUITION - CLSC	238290-00000	3	81
DIFFERENTIAL TUITION - CLSC	239046-00000	3	84
DIFFERENTIAL TUITION - CLVM	239036-00000	3	83
DIFFERENTIAL TUITION - CLVM	238170-00000	3	80
DIFFERENTIAL TUITION - CLVM - UG	238310-00000	3	81
DIFFERENTIAL TUITION - CLVM - UG	239121-00000	3	87
DIFFERENTIAL TUITION - COMM	239313-00000	3	88
DIFFERENTIAL TUITION - COSC	239039-00000	3	83
DIFFERENTIAL TUITION - ECON	239302-00000	3	87
DIFFERENTIAL TUITION - ENGL	239303-00000	3	87
DIFFERENTIAL TUITION - HISP	239306-00000	3	88
DIFFERENTIAL TUITION - HIST	239304-00000	3	88
DIFFERENTIAL TUITION - IT/WEB	239201-00001	3	87
DIFFERENTIAL TUITION - LAUP	239041-00000	3	83
DIFFERENTIAL TUITION - MAYS	239001-00000	3	82
DIFFERENTIAL TUITION - MAYS	238100-00000	3	80
DIFFERENTIAL TUITION - PHIL	239308-00000	3	88
DIFFERENTIAL TUITION - POLS	239309-00000	3	88
DIFFERENTIAL TUITION - PSYC	239310-00000	3	88
DIFFERENTIAL TUITION - SOCI	239312-00000	3	88
DIFFERENTIAL TUITION - VIZA	239040-00000	3	83
DIFFERENTIAL TUITION DE - BUSH	238110-00000	3	80
DIFFERENTIAL TUITION DE - CLAG	238150-00000	3	80
DIFFERENTIAL TUITION DE - CLAR	238220-00000	3	81
DIFFERENTIAL TUITION DE - CLEN	238130-00000	3	80
DIFFERENTIAL TUITION DE - CLGE	238320-00000	3	81
DIFFERENTIAL TUITION DE - EDUC	238160-00000	3	80
DIFFERENTIAL TUITION DE - SCIENCE	238140-00000	3	80
DIFFERENTIAL TUITION-DE -LAUP	239043-00000	3	84
DIFFERENTIAL TUITION-DISTANCE ED-	239111-00000	3	86
DIPLOMA FEE	210270-00000	3	30
DISABILITY SERVICES	120417-00000	2	10
DIST ED FEE - OUT-OF-STATE - MATH	226200-00000	3	62
DISTANCE EDUCATION	226060-00000	3	62
DISTANCE EDUCATION ACCESS FEE-ENG	216080-00000	3	49
DISTANCE EDUCATION SUPPORT	216340-00000	3	50
DISTANCE EDUCATION SUPPORT-BUS ADM	218630-00000	3	56
DISTANCE INSTRUCT ENH/EQUIP - CLED	225720-00000	3	61
DISTINGUISHED PROFESSOR COMMITMENTS	134050-00000	2	19

Printed on a Xerox 9700 Laser Printing System at the Computing Services Center / Texas A&M University

Form: URGB01 (02/05/85)

Name	Account	Section	Page
DIVERSITY COUNCIL/WRIGHT GALLERY	241112-10000	3	96
DIVERSITY TRAINING INSTITUTE	250307-00000	3	122
DIVISION OF ADMIN DIVERSITY INITIAT	206360-00000	3	14
DIVISION OF ADMINISTRATION - LOCAL	204290-00000	3	11
DIVISION OF STUDENT AFFAIRS IT	205220-00000	3	13
DMREF: COLLABORATIVE RESEARCH: INTE	401421-00001	6	3
DOCTORAL PROGRAM REVIEWS	240045-00000	3	89
DOD-DETOXIFICATION OF ORGANOPHOSPHA	469381-00001	6	10
DOE-MOLECULAR MAGNETS BASED ON A	441511-00000	6	7
DOF IT SERVICES	120043-00000	2	6
DOF IT SERVICES-DT	240043-00000	3	89
DOF IT SERVICES-IMAGING MAINTENANCE	216010-00000	3	49
DOF IT SERVICES-LOCAL	218410-00000	3	56
DOHERTY, W. T.-WELCH FDN CHAIR CHEM	510204-00000	6	20
DORM ADMINISTRATION-CORPS	300160-00000	5	1
DOW - ADVANCED TECHNOLOGIES - 45.5%	440541-00001	6	7
DOW CHAIR IN CHEMICAL INVENTION	511847-00000	6	32
DOW CHEM CO END PROF-AG ENG	510790-00000	6	26
DR. FRED & VOLA PALMER CHAIR	512902-00000	6	37
DR.GLEN BLODGETT CHAIR IN EQUINE	512745-00000	6	36
DSSA INTERPRETING ACCOUNT	240221-00000	3	91
DT - CAPITAL	238000-00000	3	79
DT - OPERATING	238010-00000	3	80
E-EDUCATION ACCOUNT	250607-00000	3	124
E-PAY CONVENIENCE FEE	215050-00000	3	47
ECON MS GRAD PROGRAM FEE	206300-00000	3	14
ECONOMICS	241600-00000	3	103
ED-FED SUPPLEMENT ED OPP PROG 17-18	415984-00000	6	6
ED-FEDERAL PELL GRANT 2017-2018	415981-00000	6	6
ED-FEDERAL WORK STUDY 2017-2018	415982-00000	6	6
ED-TAMU CENTER INTERNATL BUSINESS	442191-00000	6	7
ED-TEACH GRANT 2017-2018	415881-00000	6	6
EDUCATION RESTRICTED BUDGET ONLY	520004-00000	6	42
EDUCATION RESTRICTED CONTRACT ACCT	490004-00000	6	14
EDUCATIONAL TELEVISION	134331-00000	2	20
EGYPT INDUSTRIAL & SYSTEMS ENG	211810-00000	3	39
EGYPT INDUSTRIAL & SYSTEMS ENG FALL	212480-00000	3	41
EHSD	240052-00000	3	90
EHSD	271350-00000	4	9
EHSD MISCELLANEOUS REVENUE	207550-00000	3	20
EI-MASTER OF SCIENCE AND ENERGY	200070-00000	3	1
ELLISON, JIM AND ELLEN CHAIR OPER	512047-00000	6	34
EMERGENCY MAINTENANCE & MODIFICATIO	211170-00000	3	36
EMERGENCY MEDICAL CONSORTIUM	302850-00000	5	8
EMPLOYEE & ORG DEVELOPMENT	271290-00000	4	8
EMPLOYEE TUITION ASSISTANCE PROGRAM	211780-00000	3	39
EMS EVENTS	300410-00000	5	2
EMS REVENUE	302960-00000	5	9
ENDOWED CHAIR IN URBAN ENTOMOLO	510402-00000	6	23
ENGAGEMENT INITIATIVES	210420-00000	3	31
ENGINEERING - INSTRUCTIONAL SUPPORT	241414-00000	3	98

Printed on a Xerox 9700 Laser Printing System at the Computing Services Center / Texas A&M University

Form: URGB01 (02/05/85)

Name	Account	Section	Page
ENGINEERING - INSTRUCTIONAL SUPPORT	132014-00000	2	15
ENGINEERING RESTRICTED BUDGET ONLY	520005-00000	6	42
ENGINEERING RESTRICTED CONTRACT ACT	490005-00000	6	14
ENGLISH	241601-00000	3	103
ENHANCEMENT OF GRADUATE STUDIES	134040-00000	2	18
ENHANCING EXCELLENCE IN RESEARCH	246205-00000	3	111
ENHANCING EXCELLENCE IN RESEARCH	246206-00000	3	112
ENTERPRISE INFORMATION SYSTEM	240291-00000	3	91
ENTERPRISE INFORMATION SYSTEMS	215240-00000	3	47
ENTERPRISE INFORMATION SYSTEMS	120030-00000	2	6
ENVIRONMENTAL HEALTH & SAFETY	150005-00000	2	27
ENVIRONMENTAL HEALTH & SAFETY	270800-00000	4	6
ENVIRONMENTAL PROGRAMS - GEOSCIENCE	132535-00000	2	16
ENVIRONMENTAL PROGRAMS-GEOSCIENCES	241510-00000	3	99
ENVP-COURSE FEE ALLOCATION	241597-50000	3	102
ENZYMATIC HYDROLYSIS OF ORGANOPHOSP	405811-00001	6	4
EQUESTRIAN CAMP	201770-00000	3	4
EQUINE SCIENCE INITIATIVE	513429-00000	6	41
ESSM FACULTY ALLOCATION	512990-00000	6	38
EUROPE GEOGRAPHY	212350-00000	3	40
EUROPEAN UNION CENTER-OPERATIONS	240722-00000	3	92
EXECUTIVE MBA PROGRAM	250434-00000	3	123
FACILITIES AND DINING ADMIN	206490-00000	3	15
FACILITIES SUPPORT - GEOSCIENCE	241595-00000	3	102
FACILITY MAINTENANCE	241102-50000	3	94
FACULTY SENATE CONCESSIONS	220300-00000	3	59
FACULTY SENATE OPERATING EXPENSES	241911-00000	3	107
FACULTY WORKSTATION - COLLEGE	241186-20000	3	97
FACULTY WORKSTATION ALLOCATION	241586-00000	3	99
FBI ETIQUETTE DINNER	201430-00000	3	4
FCOR GIS MAPPING	150008-00000	2	27
FEDERAL AFFORDABLE CARE ACT	203480-00000	3	9
FEDERAL GRANTS - INDIRECT COST	230001-00000	3	62
FEE INSTALLMENT HANDLING CHARGE	211560-00000	3	38
FEE INSTALLMENT HANDLING CHARGE REV	218500-00000	3	56
FIELD TRIP ESSM 420/ ESSM 631	208370-00000	3	22
FINANCIAL AID FLEX TUITION-GRAD/PRO	243506-00000	3	110
FINANCIAL AID FLEXIBLE TUITION	243504-00000	3	110
FINLAND BUSINESS STUDY ABROAD	210440-00000	3	31
FINLAND ENGINEERING TECHNOLOGY	212380-00000	3	40
FISH CAMP	214390-00000	3	45
FM RADIO STATION OPERATIONS	210940-00000	3	35
FM RADIO STATION OPERATIONS - GIFTS	511406-00000	6	29
FMO	210410-00000	3	31
FMO - ACCOUNTING OPERATIONS	120052-00000	2	7
FMO - ACCOUNTING SERVICES	120051-00000	2	7
FOOD SAFETY/HACCP TRAINING	250315-00000	3	122
FOOTBALL CAMP	201830-00000	3	6
FRANCE AGRIBUSINESS SUMMER II	208250-00000	3	22
FRANCE MATHEMATICS	209180-00000	3	26
FRANCE STUDY ABROAD PROGRAM	214420-00000	3	45

Printed on a Xerox 9700 Laser Printing System at the Computing Services Center / Texas A&M University

Form: URGB01 (02/05/85)

Name	Account	Section	Page
FRESHMAN SEMINARS	241112-40000	3	96
FRIENDS OF EVANS LIBRARY	553178-00000	6	44
FRIENDS OF STERLING C EVANS LIBRARY	510464-00000	6	24
GA - SALARY	237088-09000	3	69
GARY FRAKES EQUINE ENDOWMENT	513382-00000	6	40
GEN SCHOLARSHIP FUND - EDUCATION	650992-00000	6	46
GENERAL REVENUE APPROPRIATIONS	100001-00000	2	1
GEO BUSH LIBRARY-SECURITY	425502-00001	6	7
GEOG - PI INDIRECT COST RETURNS	231071-00000	3	64
GEOGRAPHY	241500-00000	3	98
GEOGRAPHY	132500-00000	2	15
GEOGRAPHY FIELD TRIP	211360-00000	3	37
GEOLOGY	241501-00000	3	99
GEOLOGY	132501-00000	2	15
GEOLOGY FIELD TRIP-GENERAL	211020-00000	3	35
GEOLOGY MICROPROBE OPERATIONS	212540-00000	3	41
GEOLOGY 300 FIELD TRIP	210340-00000	3	30
GEOLOGY 306 FIELD TRIP	210860-00000	3	34
GEOLOGY 440 FIELD TRIP	210980-00000	3	35
GEOSCIENCES - INSTITUTIONAL SUPPORT	132509-00000	2	16
GEOSCIENCES RESTRICTED BUDGET ONLY	520006-00000	6	42
GEOSCIENCES RESTRICTED CONTRACT ACT	490006-00000	6	14
GEOSCIENCES-SCHOLARSHIPS & FELLOWSH	653463-00000	6	46
GERG-INST. SUPPT - GERG SALARIES	132509-20000	2	16
GERMANY ARCHITECTURE - SUMMER	209650-00000	3	27
GERMANY BUSH	209580-00000	3	27
GERMANY REFLECTIONS FROM EUROPE	210730-00000	3	33
GERMANY SPORTS MANAGEMENT SSII	205550-00000	3	13
GI LAB	216860-00000	3	51
GILBERT, W.C. JR. ESTATE - LIBR	217430-00000	3	52
GINA & ANTHONY BAHR '91 PETROVENT	513113-00000	6	38
GINN ANIMAL RESEARCH - VET MED	511087-00000	6	27
GIP - ACADEMIC SUPPORT	121050-00000	2	10
GIP - INSTITUTIONAL SUPPORT	121052-00000	2	10
GIP - INSTRUCTION	121051-00000	2	10
GIP - OPERATION & MAINT OF PLANT	121053-00000	2	10
GIP - PUBLIC SERVICE	121056-00000	2	11
GIP - RESEARCH	121054-00000	2	10
GIP - SCHOLARSHIPS & FELLOWSHIPS	121057-00000	2	11
GIP - STUDENT SERVICE	121055-00000	2	10
GIP - VET MEDICINE	121009-00000	2	10
GIS LAB	241102-12000	3	94
GLASS SHOP	271900-00000	4	12
GLOCKZIN, ELAINA & EMANUEL PROFESSO	511869-00000	6	32
GOLF CAMP	201800-00000	3	5
GOVERNMENT RELATIONS	120072-00000	2	8
GR-GRAD MERIT FELLOWSHIP - CLGE	248017-00007	3	114
GR-GRAD RECRUITING	248017-00004	3	114
GRAD ADVANCEMENT FUNDING - CLGE	212100-00000	3	40
GRAD ASSISTANTS-VISUALIZATION	130514-00000	2	14
GRAD ENHANCEMENT FUNDS - CLED	131513-00000	2	15

Printed on a Xerox 9700 Laser Printing System at the Computing Services Center / Texas A&M University

Form: URGB01 (02/05/85)

Name	Account	Section	Page
GRAD ENHANCEMENT-CLED	248330-00000	3	117
GRAD ENHANCEMENT-CLSC	248329-00000	3	117
GRAD MERIT - CLAR	241191-00000	3	97
GRAD MERIT - CLVM	248245-00000	3	116
GRAD MERIT-CLAG	248338-00000	3	118
GRAD MERIT-CLBA	248336-00000	3	118
GRAD MERIT-CLEN	248339-00000	3	118
GRAD MERIT-CLGE	248337-00000	3	118
GRAD MERIT-CLLA	248340-00000	3	118
GRAD MERIT-CLSC	248342-00000	3	118
GRAD MERIT-SGPS	248341-00000	3	118
GRAD PGM ENHANCEMENT - AGRICULTURE	130039-00000	2	13
GRAD PGM ENHANCEMENT-ARCHITECTURE	130511-00000	2	14
GRAD PGM ENHANCEMENT-BUSINESS	131016-00000	2	15
GRAD PGM ENHANCEMENT-ENGINEERING	132016-00000	2	15
GRAD PGM ENHANCEMENT-GEOSCIENCES	132512-00000	2	16
GRAD PGM ENHANCEMENT-LIBERAL ARTS	133019-00000	2	16
GRAD PGM ENHANCEMENT-SCIENCE	133514-00000	2	18
GRAD PGR ENHANCEMENT - GEOSCIENCE	246896-00000	3	112
GRAD PRGM ENHANCE - BUSH SCHOOL	130905-00000	2	14
GRAD PRGM ENHANCEMENT - CLBA	246912-00000	3	113
GRAD PRGM ENHANCEMENT-LIBERAL ARTS	246898-00000	3	113
GRAD STUDENT SUPPORT	248010-00000	3	113
GRAD TUITION AND WAIVERS (60)	101025-00000	2	3
GRADUATE ADVANCEMENT FUNDING - CLED	241392-00000	3	98
GRADUATE ADVANCEMENT FUNDING - CLEN	241411-00000	3	98
GRADUATE AND PROFESSIONAL STUDIES	213910-00000	3	44
GRADUATE AND PROFESSIONAL STUDIES	137901-00000	2	22
GRADUATE ASSISTANT STIPENDS	241587-00000	3	99
GRADUATE ASSISTANT-ARCHITECTURE	130507-00000	2	14
GRADUATE ASSISTANT-CONSTRUCTION SCI	130508-00000	2	14
GRADUATE ASSISTANT-LANDSCAPE ARCH	130509-00000	2	14
GRADUATE ASSISTANTS - GEOSCIENCES	132506-00000	2	16
GRADUATE DIVERSITY FELLOWSHIP	248006-00000	3	113
GRADUATE FUNDING - ANTH	133099-00000	2	18
GRADUATE FUNDING - ECON	133090-00000	2	17
GRADUATE FUNDING - ENGL	133091-00000	2	17
GRADUATE FUNDING - HISP	133094-00000	2	17
GRADUATE FUNDING - HIST	133092-00000	2	17
GRADUATE FUNDING - PERF	133095-00000	2	17
GRADUATE FUNDING - PHIL	133096-00000	2	17
GRADUATE FUNDING - PSYC	133098-00000	2	17
GRADUATE FUNDING - SCOM	133102-00000	2	18
GRADUATE FUNDING - SOCI	133100-00000	2	18
GRADUATE PROGRAM ENHANCEMENT-CLVM	246799-00000	3	112
GRADUATE PROGRAM FEE-CLEN	207620-00000	3	20
GRADUATE RECRUITMENT - CLAR	248012-10000	3	113
GRADUATE STRATEGIC SUPPORT - ARCH	248026-00000	3	116
GRADUATE STRATEGIC SUPPORT - CLAG	248011-00000	3	113
GRADUATE STRATEGIC SUPPORT - CLAR	248012-00000	3	113
GRADUATE STRATEGIC SUPPORT - CLBA	248014-00000	3	114

Printed on a Xerox 9700 Laser Printing System at the Computing Services Center / Texas A&M University

Form: URGB01 (02/05/85)

Name	Account	Section	Page
GRADUATE STRATEGIC SUPPORT - CLED	248015-00000	3	114
GRADUATE STRATEGIC SUPPORT - CLEN	248016-00000	3	114
GRADUATE STRATEGIC SUPPORT - CLGE	248017-00000	3	114
GRADUATE STRATEGIC SUPPORT - CLLA	248018-00000	3	115
GRADUATE STRATEGIC SUPPORT - CLSC	248019-00000	3	115
GRADUATE STRATEGIC SUPPORT - CLVM	248020-00000	3	115
GRADUATE STRATEGIC SUPPORT - COSC	248027-00000	3	116
GRADUATE STRATEGIC SUPPORT - GEOG	248017-10000	3	115
GRADUATE STRATEGIC SUPPORT - GEOL	248017-20000	3	115
GRADUATE STRATEGIC SUPPORT - LAUP	248028-00000	3	116
GRADUATE STRATEGIC SUPPORT - METR	248017-30000	3	115
GRADUATE STRATEGIC SUPPORT - OCNG	248017-40000	3	115
GRADUATE STRATEGIC SUPPORT - SGPS	248013-00000	3	114
GRADUATE STRATEGIC SUPPORT - VIZA	248029-00000	3	116
GRADUATE STUDIES - POLS	133097-00000	2	17
GRADUATE TUITION - CLAG	291030-00000	3	127
GRADUATE TUITION - CLBA	291033-00000	3	127
GRADUATE TUITION - CLED	291034-00000	3	127
GRADUATE TUITION - CLEN	291035-00000	3	128
GRADUATE TUITION - CLLA	291037-00000	3	128
GRADUATE TUITION - CLVM	291039-00000	3	128
GRADUATE TUITION - GEOG	291036-10000	3	128
GRADUATE TUITION - GEOL	291036-20000	3	128
GRADUATE TUITION - METR	291036-30000	3	128
GRADUATE TUITION - OCNG	291036-40000	3	128
GRADUATE TUITION - SGPS	291032-00000	3	127
GRADUATE TUITION DIFFERENTIAL	101017-00000	2	3
GRADUATE TUITION-CLSC	291038-00000	3	128
GRAPHICS SERVICES	270510-00000	4	4
GREECE ENGINEERING ETHICS	209640-00000	3	27
GREECE ENGINEERING ETHICS WINTER	209280-00000	3	26
GREECE ENGINEERING ETHICS-FALL	212610-00000	3	41
GREEN FUND	204020-00000	3	11
GREY, REX B PROFESSORSHIP	511764-00000	6	31
GROUP INSURANCE - ERS	100036-00000	2	1
GUATEMALA COFFEE ORIGINS	211870-00000	3	39
HAGLER INSTITUTE FOR ADVANCED STUDY	248318-00000	3	117
HAGLER INSTITUTE FOR ADVANCED STUDY	138116-00000	2	24
HAIFA UNIV INITIATIVE - GEOSCIENCE	210780-00000	3	33
HAMILTON HERD JOURNAL	241102-10000	3	94
HAZARDOUS WASTE DISPOSAL	242509-00000	3	110
HAZARDOUS WASTE DISPOSAL	270120-00000	4	1
HEALTH CENTER	300370-00000	5	1
HEALTH CTR FEE RESERVE	300390-00000	5	2
HEALTHCARE INDUSTRY ADV COUNCIL	510558-00000	6	25
HEART TRUST FUND	513373-00000	6	40
HEC MCALLEN OPERATIONS	246033-00000	3	111
HEC MCALLEN PERSONNEL	138129-00000	2	24
HELEN MCWHORTER CHAIR - SM ANIMAL	512903-00000	6	37
HERD HEALTH MANAGEMENT FY18	445892-00001	6	8
HIGH IMPACT UG AWARDS (HILP)	241588-00000	3	100

Printed on a Xerox 9700 Laser Printing System at the Computing Services Center / Texas A&M University

Form: URGB01 (02/05/85)

Name	Account	Section	Page
HIGH PERFORMANCE RESEARCH COMPUTING	240189-00000	3	90
HIGH PERFORMANCE RESEARCH COMPUTING	120083-00000	2	9
HISPANIC STUDIES	241618-00000	3	104
HISTOLOGY SERVICES	271670-00000	4	10
HISTORY	241602-00000	3	103
HM BEACHELL RICE CHAIR	513433-00000	6	41
HONORS - FACULTY DEVELOPMENT	237088-25000	3	71
HONORS - GENERAL	237088-20000	3	70
HONORS - HHC	237088-21000	3	71
HONORS - MSC ITALY	237088-27000	3	71
HONORS - NATIONAL FELLOWSHIPS	237088-24000	3	71
HONORS - SUPPLEMENTAL FUNDING	246004-26000	3	111
HONORS - ULS	237088-28100	3	71
HONORS - UNIV SCHOLARS	237088-23000	3	71
HONORS - UPS	237088-28400	3	72
HONORS - USCHOLAR ENRICHMENT GRANTS	237088-23001	3	71
HONORS - USS	237088-28200	3	71
HONORS - UTS	237088-28300	3	71
HONORS PROGRAM	134309-00000	2	19
HONORS: PD - AUSTIN FORD	237088-80002	3	73
HONORS: PD - BENJAMIN SIMINGTON	237088-80003	3	73
HONORS: PD - DUSTIN KEMP	237088-80001	3	73
HONORS: PD - JON KOTINEK	237088-80004	3	73
HONORS: PD - PROGRAM COORDINATOR	237088-80005	3	73
HORSE JUDGING CAMP	202030-00000	3	7
HOWARD HORNE '47 PROFESSORSHIP	512974-00000	6	38
HSC CONTRACT FOR LIBRARY SERVICES	100047-00000	2	1
HSC INFRASTRUCTURE	100045-00000	2	1
HSC PERSONNEL SUPPORT	138132-00000	2	24
HUB PROGRAM	120012-00000	2	5
HUB PROGRAM	218560-00000	3	56
HUMAN RESOURCES DEPARTMENT	214700-00000	3	47
HUMAN RESOURCES DEPARTMENT	120006-00000	2	5
HUMAN RESOURCES DEPARTMENT	271740-00000	4	10
ILSB SERVICE/SUPPLIES	271960-00000	4	13
IMAGE ANALYSIS LABORATORY-COLLEGE O	144015-00000	2	26
IMAGE ANALYSIS SERVICE CENTER	271060-00000	4	7
IMAGING	513330-00000	6	39
IN-KIND CATERING	206310-00000	3	14
INDIRECT COST - GEOSCIENCES	230056-00000	3	63
INDIRECT COST - PSYC	230098-00000	3	64
INDIRECT COST RETURN - ATMOSPHERIC	230076-00000	3	63
INDIRECT COST RETURN - GEOGRAPHY	230074-00000	3	63
INDIRECT COST RETURN - OCEANOGRAPHY	230077-00000	3	64
INDIRECT COST RETURN-GEOLOGY & GEOP	230075-00000	3	63
INFORMATION TECHNOLOGY	241591-00000	3	100
INFORMATION TECHNOLOGY-GEOSCIENCES	132529-00000	2	16
INFORMED AND EMPOWERED CONFERENCE	250684-00000	3	125
INST DIGITAL HUMANITIES, MEDIA	248304-00000	3	117
INST FOR SCIENTIFIC COMPUTATION-SAL	134004-00000	2	18
INSTITUTE FOR QUANTUM SCI & ENG	138102-00000	2	23

Printed on a Xerox 9700 Laser Printing System at the Computing Services Center / Texas A&M University

Form: URGB01 (02/05/85)

Name	Account	Section	Page
INSTITUTE FOR QUANTUM SCIENCE	248302-00000	3	116
INSTITUTIONAL DEVELOPMENT-BEQUEST	216140-00000	3	49
INSTRUCTIONAL ENH/EQUIP FEE-VET MED	225400-00000	3	61
INSTRUCTIONAL MEDIA SERVICES	242120-00000	3	108
INSTRUCTIONAL MEDIA SERVICES	134308-00000	2	19
INSTRUCTIONAL TECHNOLOGY SERVICES	120031-00000	2	6
INSTRUCTIONAL TECHNOLOGY SERVICES	242111-00000	3	108
INSTRUCTIONAL TECHNOLOGY SERVICES	212080-00000	3	40
INSURANCE - TAMU	219650-00000	3	58
INTERACTIVE VIDEO NETWORK	270710-00000	4	6
INTERDISCIPLINARY CRITICAL STUDIES	241638-00000	3	104
INTERDISCIPLINARY INSTRUCTION-GALVE	134311-00000	2	19
INTEREST ON LAND GRANT ENDOWMENT	102004-00000	2	4
INTERNATIONAL FACULTY & SCHOL REVOL	213710-00000	3	43
INTERNATIONAL FACULTY & SCHOLAR SRV	242100-00000	3	108
INTERNATIONAL STUDENT SERVICES	217900-00000	3	54
INTERNATIONAL STUDIES DEPT.	241616-00000	3	104
INTL INITIATIVES CONF/WORKSHOPS	250517-00000	3	124
INTL STUDENT FEE - CTE	210280-00000	3	30
INTL STUDENT FEE - WRITING CTR	210430-00000	3	31
INTL STUDENT INSURANCE	208580-00000	3	23
INTRNL OCEAN DISCOVERY PROG - GEOS	230260-00000	3	64
INTRNL OCEAN DISCOVERY PROG - SRS	230261-00000	3	64
INVESTMENT EARNINGS	211080-00000	3	35
INVESTMENT EARNINGS	102005-00000	2	4
INVESTMENT EARNINGS - FUND 242	102006-00000	2	4
IRELAND MEDIA & POLITICS	211110-00000	3	36
IT - SERVICES OPERATIONS	204980-00000	3	13
IT ACADEMIC SERVICES INSTITUTIONAL	290027-00000	3	126
IT DATA SERVICES - GEOSCIENCES	271860-00000	4	11
IT FOR ACADEMIC SERVICES - STATE	121322-00000	2	12
IT-ANNUALSERVER STORAGE/BACKUP EQPT	241591-00004	3	100
ITA SUMMER CIRCUIT TENNIS TOURNAMEN	203750-00000	3	10
ITALY CIVIL ENGINEERING SSII	209690-00000	3	28
ITALY COMMUNICATION	209040-00000	3	25
ITALY ENGINEERING ETHICS	207160-00000	3	19
ITALY ENGINEERING ETHICS (MILAN)	212640-00000	3	41
ITALY FALL STUDY ABROAD	213140-00000	3	42
ITALY SUMMER STUDY ABROAD	211410-00000	3	37
ITAS-OAL MOU BILLING REVENUE	201340-00000	3	4
JAPAN FALL ARCHITECTURE	212510-00000	3	41
JORDAN JR PROF-CTR EDUC & RES F ENT	510266-00000	6	21
JUNIOR AGGIE CLUB	302990-00000	5	10
K&R ROCHELLE CHAIR ONOCOLOGY	513164-00000	6	39
KAMU TELEVISION	210550-00000	3	32
KAMU TRANSMISSION SERVICES	218490-00000	3	56
KEY CONTROL	271690-00000	4	10
KEY SHOP	246819-00000	3	112
KING, LILA B. ESTATE - LIBRARY	511506-00000	6	29
KIRBY DISTINGUISHED VISITING PROFES	510339-00000	6	22
KLEBERG CHAIR-WILDLIFE & FISHER*DR*	510330-00000	6	22

Printed on a Xerox 9700 Laser Printing System at the Computing Services Center / Texas A&M University

Form: URGB01 (02/05/85)

Name	Account	Section	Page
KOCH FOUNDATION	513145-00000	6	38
KORICH - CORE SURGICAL SKILLS	213860-00000	3	43
KUN SHAN ASIA-CHEM-LIU	513361-00000	6	40
KYLE ESTATE-LIBRARY ENRICHMENT	511105-00000	6	28
KYLE, SID END CHAIR - VET TOXICOLOG	510904-00000	6	27
KYLE, SID ESTATE-RESEARCH	511059-00000	6	27
LAB FEES - VET MEDICINE	101016-00000	2	3
LAB FOR SYN/BIOLOGIC/INTER - LSBI	134333-00000	2	20
LAB FOR SYN/BIOLOGIC/INTER - LSBI	242033-00000	3	108
LABORATORY FEES - FALL & SPRING SE	101000-00000	2	2
LANDSCAPE ARCHITECTURE AND URBAN PL	130503-00000	2	13
LANDSCAPE ARCHITECTURE AND URBAN PL	241103-00000	3	95
LANDSCAPE MAINTENANCE - OUTSOURCED	270220-00000	4	2
LANDSCAPE MAINTENANCE SERVICES-OUTS	240731-00000	3	92
LARGE ANIMAL ENHANCEMENT & DEVELOP	512678-00000	6	36
LARGE ANIMAL RESEARCH FUND	510505-00000	6	24
LAUNCH	246004-00000	3	111
LAUNCH - GENERAL OPERATING	237088-70000	3	73
LAUNCH - MARKETING	237088-70004	3	73
LAUNCH - STAFF AWARDS & RECOGNITION	237088-70003	3	73
LAUNCH: PD - SHELIA AMOS	237088-80015	3	74
LAUNCH: PD - SUMA DATTA	237088-80016	3	74
LAUP - GRADUATE PROGRAM FEES	206660-00000	3	16
LAUP GRADUATE TUITION	291043-00000	3	129
LAUP TRAVEL	241113-00000	3	97
LAW SCHOOL GRAD PROGRAM FEE	206610-00000	3	15
LC - ACREW	237088-16000	3	70
LC - ASPIRE	237088-11000	3	70
LC - CENTURY SCHOLARS	237088-12000	3	70
LC - FOCUS	237088-13000	3	70
LC - FOCUS	246004-13000	3	111
LC - GENERAL	237088-10000	3	69
LC - GENERAL PROGRAMMING	237088-10002	3	70
LC - GTF	237088-15000	3	70
LC - IGNITE	237088-14000	3	70
LC - MENTOR TRAINING	237088-10003	3	70
LC - SPRING BREAK STAFF SUPPORT	237088-10004	3	70
LC: PD - BONNIE DAVILA	237088-80009	3	74
LC: PD - DEMETRIUS JOHNSON	237088-80012	3	74
LC: PD - LAURA WIMBERLEY	237088-80013	3	74
LC: PD - LC GRADUATE	237088-80014	3	74
LC: PD - SHATON HARRIS	237088-80011	3	74
LC: PD - TBD	237088-80010	3	74
LEGAL SERVICES	210760-00000	3	33
LEGENDS PREMIER STALLION SEASON AUC	203000-00000	3	8
LEHRER, C&W DISTING CHAIR WATER ENG	510054-00000	6	18
LIBERAL ARTS - INSTRUCTIONAL SUPPOR	241617-00000	3	104
LIBERAL ARTS - INSTRUCTIONAL SUPPOR	133017-00000	2	16
LIBERAL ARTS RESTR.CONTRACT ACCT	490007-00000	6	14
LIBERAL ARTS RESTRICTED BUDGET ONLY	520007-00000	6	43
LIBERAL ARTS SCHOLARSHIPS	650649-00000	6	46

Printed on a Xerox 9700 Laser Printing System at the Computing Services Center / Texas A&M University

Form: URGB01 (02/05/85)

Name	Account	Section	Page
LIBRARIES	149003-00000	2	26
LIBRARIES - QATAR EXPENSES RETURN	203830-00000	3	11
LIBRARIES OPERATING	242406-00000	3	110
LIBRARY - CUSHING SUPPORT	512419-00000	6	36
LIBRARY - IEEE PARTNERSHIP PROGRAM	213060-00000	3	42
LIBRARY ENDOWMENTS FUND	510466-00000	6	24
LIBRARY GENERAL GIFT FUND	510458-00000	6	24
LIBRARY MATERIALS FOUNDATION TRANS	510425-00000	6	23
LIBRARY PHOTOCOPY & IND SERVICE	270600-00000	4	5
LIBRARY PROFESSORSHIPS	510053-00000	6	18
LIBRARY WORKSHOPS AND EVENTS	250028-00000	3	121
LIBRARY-FOUNDATION AND SUPPORT TRAN	511782-00000	6	31
LIBRARY-MATERIALS AND SERVICES MANA	211650-00000	3	38
LINK CHAIR - HINRICHS	512117-00000	6	34
LINK CHAIR IN AGRICULTURE	512143-00000	6	35
LINK EQUINE ENHANCEMENT-ANIMAL SCIE	511839-00000	6	31
LINK ESTATE-CLAG INFRASTRUCTURE_QE	512081-00000	6	34
LINK-EQUINE DEGENERATIVE MED PROGRA	512802-00000	6	36
LINK-EQUINE EPIDEMIOLOGY-COHEN	511739-00000	6	30
LINK-EQUINE NUTRITION PRGM	511747-00000	6	31
LINK-EQUINE REPRO BIO PRGM -FORREST	511745-00000	6	31
LIVESTOCK SALES-VLAM & SURGERY	215450-00000	3	48
LNOS TEACHING FEE REVENUE	204720-00000	3	12
LONGEVITY-ACADEMIC SUPPORT	249916-00000	3	119
LONGEVITY-INSTITUTIONAL SUPPORT	249930-00000	3	120
LONGEVITY-INSTRUCTION	249936-00000	3	120
LONGEVITY-OPER & MAINT OF PLANT	249931-00000	3	120
LONGEVITY-PUBLIC SERVICE	249934-00000	3	120
LONGEVITY-RESEARCH	249920-00000	3	119
LONGEVITY-STUDENT SERVICES	249937-00000	3	120
LONGEVITY-VET MEDICINE	249935-00000	3	120
LUMP SUM TERMINATION RESERVE-FACULT	271620-00000	4	9
LUMP SUM TERMINATION RESERVE-NONFAC	271630-00000	4	9
M B ZALE - BESSLER SUPPORT	510061-00000	6	18
MAKER SPACE REVENUE/EXPENSE	270500-60000	4	4
MAKERPLACE OPERATING	241102-35000	3	94
MAKERPLACE STUDENT WORKERS	241102-36000	3	94
MARKETING & COMMUNICATIONS	240710-00000	3	92
MARKETING & COMMUNICATIONS	271330-00000	4	8
MARKETING FUNDS	240727-00000	3	92
MARKETING 401 & 485 STUDY ABROAD	211330-00000	3	37
MARTELL, ARTHUR CHAIR IN CHEMISTRY	511885-00000	6	32
MASS SPECTROMETRY	210930-00000	3	34
MASTER OF AGRIBUSINESS PROGRAM FEE	204840-00000	3	12
MASTER OF REAL ESTATE	208260-00000	3	22
MATCHING GIFTS-TAMU 12TH MAN FOUND	510646-00000	6	26
MATERIAL CHARACTERIZATION FACILITY	271050-00000	4	7
MAYS BELGIUM BUSINESS STUDY ABROAD	208450-00000	3	23
MAYS ECUADOR & PERU BUSINESS STUDY	208750-00000	3	24
MAYS INNOVATION RESEARCH CENTER	513387-00000	6	40
MAYS MASTERS' PROGRAM FEE	219080-00000	3	57

Printed on a Xerox 9700 Laser Printing System at the Computing Services Center / Texas A&M University

Form: URGB01 (02/05/85)

Name	Account	Section	Page
MAYS MASTERS' PROGRAM FEE- DEAN	203680-00000	3	10
MAYS MBA PROGRAM FEE	219100-00000	3	57
MAYS ON-LINE GRAD APPLICATION FEES	219970-00000	3	59
MAYS S AFRICA STUDY ABROAD PROGRAM	209170-00000	3	26
MEAT & POULTRY HACCP ALLIANCE	250278-00000	3	122
MEDIA EXPENSES	241102-11000	3	94
MEDICAL SCIENCES LIBRARY	216230-00000	3	50
MEDICAL SCIENCES LIBRARY - DT	242405-00000	3	110
MEDICAL SCIENCES LIBRARY HSC	149022-00000	2	27
MEMORIAL STUDENT CENTER STUDENT PRO	300460-00000	5	2
MEN'S BASKETBALL CAMP	201810-00000	3	5
METAL SHOP	271890-00000	4	11
METR - PI INDIRECT COST RETURNS	231074-00000	3	65
MEXICO AGRICULTURAL LEADERSHIP	211820-00000	3	39
MFM PROGRAM FEE	203150-00000	3	8
MICROBIAL CAMOUFLAGE OF VALUED RESO	414071-00001	6	5
MICROSCOPY & IMAGING OPERATIONS	270530-00000	4	4
MICROSCOPY AND IMAGING CENTER	230170-00000	3	64
MILITARY SCIENCE DEPARTMENT	242013-00000	3	107
MILITARY SCIENCE DEPARTMENT	134313-00000	2	20
MIS MASTERS PROGRAM ENROLL FEE-INFO	206400-00000	3	14
MISCELLANEOUS GRANTS - INDIRECT COS	230003-00000	3	62
MISCELLANEOUS INCOME	102007-00000	2	4
MITCHELL INSTITUTE	510408-00000	6	23
MONTGOMERY, PRIV ENTERPRSE RSCH PRF	510338-00000	6	22
MORRIS, M L CHAIR-VET CLINICAL NUTR	510241-00000	6	21
MS ANALYTIC PROGRAM	203850-00000	3	11
MS BUSINESS PROGRAM FEE	200460-00000	3	2
MS MIS PROGRAM STUDENT FEE	221016-00000	3	59
MS-MARKETING PROGRAM FEE	207490-00000	3	19
MSC ANNUAL AWARDS PROGRAM	511657-00000	6	30
MSC BUILDING MAINTENANCE/RENEWAL	241552-00000	3	99
MSC BUILDING MAINTENANCE/RENEWAL	303020-00000	5	10
MSC FACILITY SUPPORT	206380-00000	3	14
MSC FACILITY SUPPORT	210830-00000	3	34
MSC FORSYTH GALLERIES	219300-00000	3	57
MSC JORDAN INSTITUTE	216640-00000	3	51
MSC OPAS OPERATING - A	301060-00000	5	5
MSC WILEY ENDOWED LECTURE SERIES	302280-00000	5	7
MSC/UNIV CTR FACILITIES RENOVATION	302890-00000	5	9
MSF PROGRAM ENROLLMENT FEE ACCOUNT	200220-00000	3	1
MSHRM PROGRAM FEE-MANAGEMENT DEPT	207520-00000	3	20
MUSIC COPYRIGHT USE FUND	217930-00000	3	54
NATIONAL MERIT 5TH YEAR STIPEND	246034-00000	3	111
NETWORK & DESIGN	271930-00000	4	12
NEW FACULTY START-UP: GEOSCIENCES	212420-00000	3	40
NEW FACULTY STARTUP - CHEMISTRY	230071-00000	3	63
NEW GRADUATE STUDENT FEE ACCOUNT	217410-00000	3	52
NEW RADICAL SAM ENZYMES IN MENAQUI	444001-00001	6	8
NEW STUDENT CONFERENCE STUDENT LIFE	214050-00000	3	44
NEW STUDENT CONFERENCES	210260-00000	3	29

Printed on a Xerox 9700 Laser Printing System at the Computing Services Center / Texas A&M University

Form: URGB01 (02/05/85)

Name	Account	Section	Page
NEW ZEALAND CULTURE AND SNOW	210110-00000	3	29
NIH - STRUCTURE AND MECHANISM OF TH	412561-00001	6	4
NIH - 46%	467091-00001	6	10
NIH-R35-MIRROR IMAGE APTAMERS	414561-00001	6	5
NITROGEN SERVICES	271940-00000	4	12
NMR SPECTROSCOPY	271920-00000	4	12
NOVEL BIOCHEMICAL PATHWAYS FOR THE	416321-00001	6	6
NSF - GYROSCOPE LIKE METAL COMPLEXE	401051-00001	6	3
NSF - THEORETICAL STUDIES OF INORGA	412501-00001	6	4
NSF - UNVEILING THE ENIGMATIC BIOSY	401081-00001	6	3
NSP - E COMMERCE AUX ACCOUNT	303140-00000	5	11
NUCLEAR SOLUTIONS INSTITUTE	248309-00000	3	117
NUCLEAR SOLUTIONS INSTITUTE	138111-00000	2	23
NUTRITION DIETETIC INTERNSHIP	250475-00000	3	123
OCEAN DRILLING PROGRAM *TCR*	455125-00000	6	9
OCEANOGRAPHY	241504-00000	3	99
OCEANOGRAPHY	132504-00000	2	16
OFFICE OF ADMISSIONS	120400-00000	2	9
OFFICE OF DATA RESEARCH SERVICES	121215-00000	2	11
OFFICE OF DATA RESEARCH SERVICES	290028-00000	3	126
OFFICE OF EXTERNAL FACULTY RECOG	246031-00000	3	111
OFFICE OF EXTERNAL FACULTY RECOG	120085-00000	2	9
OFFICE OF FACILITIES COORDINATION	121206-00000	2	11
OFFICE OF FACILITIES COORDINATION	240187-00000	3	90
OFFICE OF FACILITIES COORDINATION	271600-00000	4	9
OFFICE OF FACILITIES COORDINATION	218530-00000	3	56
OFFICE OF INSTITUTIONAL ASSESSMENT	240197-00000	3	91
OFFICE OF INSTITUTIONAL EFFECTIVENE	120017-00000	2	6
OFFICE OF REGISTRAR	121323-00000	2	12
OFFICE OF SUSTAINABILITY	120082-00000	2	8
OFFICE OF THE COMMANDANT	120408-00000	2	9
OFFICE OF THE COMMANDANT	240208-00000	3	91
OFFICE OF THE REGISTRAR-SUPPLEMENT	203760-00000	3	10
ONLINE LAW APPLICATION	210970-00000	3	35
OPEN ACCESS LAB	270330-00000	4	3
OPEN RECORDS OFFICE	120071-00000	2	8
OQ NIU SALARY	484541-10102	6	12
ORGANIZED RESEARCH OPERATING FUND	230014-00000	3	63
ORP DIFF - INSTITUTIONAL SUPPORT	249902-00000	3	118
ORP DIFF - VET MED	249907-00000	3	118
OSTEOPATH SERVICES	204330-00000	3	12
OUT OF STATE DIST ED FEE-STATISTICS	225650-00000	3	61
PARENCIA, CHARLES R. CHAIR FOR COTT	511347-00000	6	29
PARK WEST (LUTHER STREET)	205540-00000	3	13
PARSONS MOUNTED CAVALRY	215820-00000	3	49
PARTNER PLACEMENT-APDF	134075-00000	2	19
PATENTS/COPYRIGHTS ROYALTY INCOME	211710-00000	3	38
PATHOBIOLOGY - UAT	242374-00000	3	109
PATHS CERTIFICATE PROGRAM	250734-00000	3	125
PAYROLL	271280-00000	4	8
PAYROLL SERVICES	218190-00000	3	55

Printed on a Xerox 9700 Laser Printing System at the Computing Services Center / Texas A&M University

Form: URGB01 (02/05/85)

Name	Account	Section	Page
PAYROLL SERVICES	120045-00000	2	7
PBSI - MS GRAD PROGRAM FEE	221421-00000	3	60
PEPSI SCHOLARSHIPS FUNDS	217940-00000	3	55
PERC GRADUATE STUDENT FELLOWSHIP	656370-00000	6	47
PERFORMANCE STUDIES	241605-00000	3	103
PERU GEOGRAHPY	212750-00000	3	41
PHILOSOPHY & HUMANITIES	241606-00000	3	103
PHYSICS LIQUID NITROGEN SALES	270550-00000	4	4
PHYSICS SERVICES	270880-00000	4	6
PHYSIOLOGY & PHARMACOLOGY - GP	135304-00000	2	21
PHYSIOLOGY & PHARMACOLOGY-UAT	242375-00000	3	110
PIN OAK STUD CHAIR	511972-00000	6	33
PLANT PATHOLOGY FACULTY STARTUP	200590-00000	3	2
POLITICAL SCIENCE	241607-00000	3	103
POSSE INITIATIVES	240100-00000	3	90
POSSE MENTOR BUYOUT	134309-10000	2	19
PPRI - TEXAS SCHOOLS	215090-00000	3	47
PPRI SURVEY LAB	270940-00000	4	7
PRACTICUM PLACEMENTS IN PSYCHOLOGY	214140-00000	3	44
PRESIDENT'S OFFICE	240001-00000	3	89
PRESIDENT'S OFFICE	271160-00000	4	8
PRESIDENT'S OFFICE	204320-00000	3	11
PRESIDENT'S OFFICE	120001-00000	2	5
PRESIDENT'S OFFICE - ADMINISTRATION	120073-00000	2	8
PRESIDENT'S OFFICE - ADMINISTRATION	240005-00000	3	89
PRESIDENTIAL CONFERENCE CENTER	200210-00000	3	1
PRESIDENTS SCHOLARS - TAMU	216390-00000	3	51
PREVENTIVE MAINTENANCE	203010-00000	3	8
PRIVATE ENTERPRISE RESEARCH CEN*DR*	510137-00000	6	19
PRIVATE ENTERPRISE RESEARCH CENTER	655175-00000	6	46
PRIVATE ENTERPRISE RESEARCH CTR	513114-00000	6	38
PROCUREMENT SERVICES	270260-00000	4	2
PROCUREMENT SERVICES	272010-00000	4	13
PROCUREMENT SERVICES	120010-00000	2	5
PROFESSIONAL MBA PROGRAM	250732-00000	3	125
PROFESSIONAL SELLING INITIATIVE	512922-00000	6	37
PROJECT ZERO - ADMISSIONS	400000-00017	6	2
PROJECT ZERO - BIOLOGY	400000-00006	6	1
PROJECT ZERO - CHEMISTRY	400000-00005	6	1
PROJECT ZERO - CLAR	400000-00020	6	2
PROJECT ZERO - COLLEGE OF SCIENCE	400000-00008	6	1
PROJECT ZERO - CYCLOTRON INSTITUTE	400000-00015	6	2
PROJECT ZERO - IQSE	400000-00031	6	2
PROJECT ZERO - MATH	400000-00004	6	1
PROJECT ZERO - PHYSICS	400000-00001	6	1
PROJECT ZERO - PPRI	400000-00018	6	2
PROJECT ZERO - STATISTICS	400000-00007	6	1
PROJECT ZERO - VTAN	400000-00032	6	2
PROJECT ZERO-TAMU COLONIAS PROGRAM	400000-00014	6	1
PROTEIN CHEMISTRY LABORATORY	271020-00000	4	7
PROVOST AND EXEC VICE PRESIDENT	120002-00000	2	5

Printed on a Xerox 9700 Laser Printing System at the Computing Services Center / Texas A&M University

Form: URGB01 (02/05/85)

Name	Account	Section	Page
PROVOST AND EXEC VP - RESERVE	240002-00000	3	89
PROVOST INITIATIVES	246254-00000	3	112
PROVOST INITIATIVES	290991-00000	3	127
PROVOST INITIATIVES	138100-00000	2	23
PSYCHOLOGY	241608-00000	3	103
PUBLIC PARTNERSHIP & OUTREACH	290698-00000	3	127
PUBLIC POLICY RESEARCH INSTITUTE	211720-00000	3	39
PUBLIC POLICY RESEARCH INSTITUTE	163601-00000	2	28
PUBLIC SERVICE-SURVIVOR'S BENEFIT	163940-00000	2	28
PURCHASED UTILITIES	270990-00000	4	7
QATAR ADMINISTRATION - TEES	204340-00000	3	12
QATAR CAMPUS - CONTRACT MGMT FEES	218000-00000	3	55
QATAR MANAGEMENT FEE - CLEN	211440-00000	3	37
QATAR SERVICE - CLEN	206906-00000	3	17
QATAR SERVICE - COLLEGE OF SCIENCE	206908-00000	3	17
QATAR SERVICE - CONTRACTS & GRANTS	206909-00000	3	18
QATAR SERVICE - CTR FOR TEACHING	206919-00000	3	18
QATAR SERVICE - FMO	206910-00000	3	18
QATAR SERVICE - GRADUATE STUDIES	206903-00000	3	17
QATAR SERVICE - HUMAN RESOURCES	206911-00000	3	18
QATAR SERVICE - IMAGING	206918-00000	3	18
QATAR SERVICE - PAYROLL	206905-00000	3	17
QATAR SERVICE - PROCUREMENT SERVICE	206916-00000	3	18
QATAR SERVICE - PROVOST	206915-00000	3	18
QATAR SERVICE - QATAR SUPPORT OFFIC	206914-00000	3	18
QATAR SERVICE - TAMU LIBRARIES	206913-00000	3	18
QATAR SERVICE - UNDERGRAD STUDIES	206901-00000	3	17
QATAR SERVICE - VP FOR RESEARCH	206904-00000	3	17
QATAR SERVICE LEVEL AGREEMENTS -REV	206900-00000	3	17
QATAR SERVICE LEVEL AGREEMENTS-EIS	206920-00000	3	19
QATAR SERVICE LEVEL AGREEMENTS-ITS	207300-00000	3	19
QF FY18 - ACADEMIC	470182-00000	6	11
QF FY18 - GRADUATE STUDIES	483182-00000	6	12
QF FY18 - RESEARCH	482182-00000	6	11
QF FY19 - ACADEMIC	470192-00000	6	11
QF FY19 - GRADUATE STUDIES	483192-00000	6	12
QF FY19 - RESEARCH	482192-00000	6	11
QNRF-PERSONNEL-POST DOC 2-GUAN	484331-10110	6	12
QUANTUM BIOPHOTONICS RESEARCH	203120-00000	3	8
RADIOGENIC ISOTAPE LAB SERVICE CTR	271790-00000	4	10
RANCH OPERATIONS	241102-90000	3	95
RANCH SALES AND SERVICE	270500-20000	4	4
RANCH WAGES	241102-91000	3	95
RC SLOCUM NUTRITION CENTER	301710-00000	5	6
RE-EXHIBIT FEES	241592-00007	3	101
RE-GAP PROGRAM	241592-00001	3	100
RE-MATH BOOTCAMP	241592-00002	3	100
RE-PROFESSIONAL DEVELOPMENT	241592-00006	3	101
RE-RECRUITING TRAVEL	241592-00005	3	101
RE-STUDENT RETENTION PROGRAMS	241592-00004	3	100
RE-SWAG	241592-00003	3	100

Printed on a Xerox 9700 Laser Printing System at the Computing Services Center / Texas A&M University

Form: URGB01 (02/05/85)

Name	Account	Section	Page
REACTIVITY AND MECHANISMS IN POST-M	414101-00001	6	5
READ, TOM & JOAN CHAIR	510149-00000	6	19
REAL ESTATE RESEARCH CENTER *DR*	553038-00000	6	44
REC SPORTS GENERATED REV OP ACCT	300420-00000	5	2
REC SPORTS RENEWAL & MODIFICATIONS	301180-00000	5	6
RECIPROCAL EXCHANGE	214060-00000	3	44
RECREATION PARK & TOURISM SCIENCES	303150-00000	5	11
RECREATIONAL SPORTS E&G CUSTODIAL F	151005-00000	2	27
RECREATIONAL SPORTS FEE	301790-00000	5	6
RECREATIONAL SPORTS OPERATING	301960-00000	5	6
RECRUITMENT OF FIRST-TIME YEAR 4	445594-00001	6	8
RECRUITMENT PROGRAMS	240218-00000	3	91
REED ARENA	301110-00000	5	5
REGI - ENROLLMENT SERVICES	201190-00000	3	4
RELIANT TRADING CENTER	511897-00000	6	33
RELIANT TRADING CENTER ENDOWMENT	510528-00000	6	25
RENTSLINE - STUDENT LIFE	302030-00000	5	7
RESEARCH COMPLIANCE & BIOSAFETY	203560-00000	3	9
RESEARCH COMPLIANCE AND BIOSAFETY	134344-00000	2	20
RESEARCH DEVELOPMENT INCENTIVES	230011-00000	3	62
RESEARCH FOUNDATION SPECIAL *TCR*	455124-00000	6	9
RESEARCH INFO SYSTEMS SERVICE DEPT	274200-00000	4	13
RESEARCH ON INFECTIOUS ANIMAL DISEA	511053-00000	6	27
RESEARCH PARK OPERATIONAL FUND	213730-00000	3	43
RESIDENCE HALL ASSOC QUASI ENDOW	511142-00000	6	28
RESIDENCE HALL ASSOCIATION-SUPPORT	215680-00000	3	48
RESIDENCE HALLS	300620-00000	5	4
RESIDUAL FUNDS - ATMOSPHERIC SCIENC	235142-00000	3	65
RESIDUAL FUNDS - GEOGRAPHY	235111-00000	3	65
RESIDUAL FUNDS - GEOLOGY & GEOPHYS	235140-00000	3	65
RESIDUAL FUNDS - OCEANOGRAPHY	235017-00000	3	65
RESOURCE ALLOCATION PROGRAM	219750-00000	3	58
RESTRICTED GIFTS ACCTS - BUDGET(25)	520000-00000	6	41
RETAILING SUMMIT	250634-00000	3	124
RICHARDSON, CHRISTINE ENDOW PROFESS	510400-00000	6	23
RISK ASSESSMENT SUPPORT AND TRAININ	412721-00001	6	4
RISK ASSESSMENT SUPPORT AND TRAININ	412721-00000	6	4
ROBERT A WELCH FOUNDATION-CHAIR	511784-00000	6	31
ROSENQUEST ENDOWED FUND	513325-00000	6	39
ROSENTHAL CHAIR IN COLLEGE OF A	510381-00000	6	22
RUDDER THEATRE COMPLEX	302750-00000	5	8
RV PARK OPERATION	300520-00000	5	3
S/G SPECIAL ACTIVITIES ACCOUNT	200100-00000	3	1
SABR - AFRICA WILDLIFE HEALTH AND	209380-00000	3	27
SABR - BRAZIL ELECTRICAL II	210360-00000	3	30
SABR - BUSH 689 - CHINA	208490-00000	3	23
SABR - CHINA BIOENVIRONMENTAL SCIEN	208160-00000	3	21
SABR - CHINA BUSINESS	209010-00000	3	25
SABR - CHINA ELECTRICAL & COMPUTER	209070-00000	3	26
SABR - CHINA LANGUAGE AND CULTURE	208980-00000	3	25
SABR - COSTA RICA AGRICULTURAL	210050-00000	3	29

Printed on a Xerox 9700 Laser Printing System at the Computing Services Center / Texas A&M University

Form: URGB01 (02/05/85)

Name	Account	Section	Page
SABR - COSTA RICA BOMEDICAL SCIENCE	209880-00000	3	28
SABR - DOMINICAN REPUBLIC HEALTH	208790-00000	3	25
SABR - FIJI STUDY ABROAD	208620-00000	3	24
SABR - GERMANY BIOSCIENCES	209860-00000	3	28
SABR - GERMANY SUSTAINABLE COMMUNI	208880-00000	3	25
SABR - GREECE PROFESSIONAL LEADERSH	209940-00000	3	28
SABR - ITALY CIVIL ENGINEERING	211310-00000	3	37
SABR - ITALY EDUCATION - SPRING	208550-00000	3	23
SABR - ITALY HORTICULTURE	208130-00000	3	21
SABR - JAPAN - LIBERAL ARTS	208770-00000	3	24
SABR - MAYS BRAZIL-ARGENTINA BUSINE	209020-00000	3	25
SABR - MAYS INDIA BUSINESS	209000-00000	3	25
SABR - NAMIBIA TECHNOLOGICAL CHANGE	209900-00000	3	28
SABR - NEW ZEALAND AGRICULTURE &	210290-00000	3	30
SABR - SOUTH AFRICA CONSERVATION ME	208040-00000	3	20
SABR - SPAIN - ARCH SPRING	208540-00000	3	23
SABR - SPAIN ARCH SUMMER	208350-00000	3	22
SABR - UK CONSTRUCTION LAW	209480-00000	3	27
SABR-ITALY FALL ARCH	208520-00000	3	23
SABR-NEW ZEALAND & AUSTRALIA NATURA	209360-00000	3	26
SABR-SOUTH AFRICA NATURE TOURISM	209370-00000	3	26
SABR-SUP DIR ENROLL EUROPE SEMESTER	211510-00000	3	37
SACT STUDENT ORGANIZATION SERVICES	205230-00000	3	13
SAFETY & SECURITY	240012-00000	3	89
SAL RELATED BEN-SCHOL & FELLOW	121235-00000	2	12
SAL RELATED BENEFITS-AS	121228-00000	2	11
SAL RELATED BENEFITS-IN	121230-00000	2	12
SAL RELATED BENEFITS-IS	121229-00000	2	12
SAL RELATED BENEFITS-IS	249926-00000	3	119
SAL RELATED BENEFITS-OM	249927-00000	3	119
SAL RELATED BENEFITS-OM	121231-00000	2	12
SAL RELATED BENEFITS-PS	121234-00000	2	12
SAL RELATED BENEFITS-RES	121232-00000	2	12
SAL RELATED BENEFITS-RES	249925-00000	3	119
SAL RELATED BENEFITS-SS	121233-00000	2	12
SAL RELATED BENEFITS-VET MED	121227-00000	2	11
SAN ANTONIO LIVESTOCK EXPO CHAIR	510210-00000	6	21
SANDRA & BRYAN MITCHELL MASTER BUIL	512397-00000	6	35
SAPO - PASSPORT PROCESSING	203700-00000	3	10
SAS/CIRT OPERATIONS ACCOUNT	204750-00000	3	12
SCHOLARS PROGRAM	241951-00000	3	107
SCHOLARSHIP-TUIT & WAIVERS-CLVM(60	144030-00000	2	26
SCHOLARSHIP-TUIT & WAIVERS-GRAD(60)	163883-00000	2	28
SCHOLARSHIP-WAIVERS & EXEMPTIONS(60	163880-00000	2	28
SCHOLARSHIPS - DIVERSITY FUNDING	204870-00000	3	12
SCHOLARSHIPS - FOR BUDGETS	650000-00000	6	45
SCHOLARSHIPS - TUIT & WAIVERS-CLLW	163884-00000	2	28
SCHOLARSHIPS AND FINANCIAL AID	120410-00000	2	10
SCHOOL OF INNOVATION/ECON DEVELOPMT	138130-00000	2	24
SCHOOL OF INNOVATION/ECON DEVELOPMT	246256-00000	3	112
SCHUBOT AVIAN HEALTH CENTER	510352-00000	6	22

Printed on a Xerox 9700 Laser Printing System at the Computing Services Center / Texas A&M University

Form: URGB01 (02/05/85)

Name	Account	Section	Page
SCIENCE - INSTRUCTIONAL SUPPORT	241810-00000	3	107
SCIENCE - INSTRUCTIONAL SUPPORT	133510-00000	2	18
SCIENCE RESTRICTED BUDGET ONLY	520008-00000	6	43
SCIENCE RESTRICTED CONTRACT ACCT	490008-00000	6	15
SEA GRANT ADMINISTRATION & PROGRAM	153001-00000	2	27
SERVICE LEARNING PROJECTS	241112-80000	3	97
SERVICE LEVEL AGREEMENT-CLLA	206907-00000	3	17
SERVICE RECOGNITION AWARDS	206640-00000	3	16
SFAOP - ENROLLMENT SERVICES	201120-00000	3	3
SHARED FINANCIAL SERVICES	203390-00000	3	9
SHS REVENUE	302970-00000	5	9
SHUTTLE BUS OPERATIONS	300920-00000	5	4
SIEBERT AGRIBUSINESS EXC FUND	512955-00000	6	37
SL - HEALTH PROMOTION	303170-00000	5	11
SLTREI-SAVANNA LONG TERM RESEARCH	513375-00000	6	40
SMALL ANIMAL CLINICAL SCIENCES DEV	500247-00000	6	16
SMALL ANIMAL CLINICAL SCIENCES GIFT	512837-00000	6	36
SMALL ANIMAL CLINICAL SCIENCES-GP	135302-00000	2	21
SMALL ANIMAL CLINICAL SCIENCES-UAT	242373-00000	3	109
SMALL ANIMAL RESEARCH GRANT____*DR*	510397-00000	6	22
SOCCER CAMP	201910-00000	3	7
SOCIAL MEDIA EXPENSES	241593-00009	3	102
SOCIOLOGY	241610-00000	3	104
SOFTBALL CAMP	201780-00000	3	5
SOLTIS CTR FOR RESEARCH AND EDUCATI	202100-00000	3	7
SOUTH AFRICA CONSERVATION MEDICINE	209560-00000	3	27
SOUTHWEST DAIRY MARKETING CHAIR	510539-00000	6	25
SPAIN ARCHITECTURE SUMMER II	208010-00000	3	20
SPAIN STUDY ABROAD PROGRAM	214600-00000	3	46
SPECIAL CONCESSIONS - USC	218930-00000	3	57
SPECIAL CONCESSIONS-COMMANDANT	217690-00000	3	53
SPECIAL CONCESSIONS-DIRECTOR MARKET	217670-00000	3	53
SPECIAL CONCESSIONS-DIVISION OF ADM	217650-00000	3	53
SPECIAL CONCESSIONS-GAMEDAY	217620-10000	3	52
SPECIAL CONCESSIONS-PPO	217680-00000	3	53
SPECIAL CONCESSIONS-PRES EVENTS	217620-20000	3	53
SPECIAL CONCESSIONS-PRESIDENT	217620-00000	3	52
SPECIAL CONCESSIONS-PROVOST	217640-00000	3	53
SPECIAL CONCESSIONS-RESERVE	217780-00000	3	54
SPECIAL CONCESSIONS-RESIDENCE LIFE	217760-00000	3	53
SPECIAL CONCESSIONS-VP FINANCE	217810-00000	3	54
SPECIAL CONCESSIONS-VP STUDENT AFFA	217660-00000	3	53
SPONSORED RESEARCH SERVICES	274000-00000	4	13
SPONSORED STUDENT PROGRAMS	211640-00000	3	38
SPORTS MEDICINE CAMP	206450-00000	3	15
SSC DEFERRED MAINTENANCE	240733-00000	3	92
SSC LANDSCAPE AND PEST CONTROL	240737-00000	3	93
STABLE ISOTOPE GEOSCIENCES FACILITY	271870-00000	4	11
STADIUM REVENUE FUND	300090-00000	5	1
STAFF APPRECIATION WEEK	200390-00000	3	2
STAFF BENEFITS PAID BY STATE	100002-00000	2	1

Printed on a Xerox 9700 Laser Printing System at the Computing Services Center / Texas A&M University

Form: URGB01 (02/05/85)

Name	Account	Section	Page
STAFF DEVELOPMENT	241102-70000	3	95
STARS - SCHOLARSHIP FUND	455646-00000	6	9
STATE AUDITOR ASSESSMENTS	210710-00000	3	33
STATE AUF-DEAN OF FACULTY PROGRAMS	290251-00000	3	127
STATE AUF-GRAD STUDENTS STIPENDS TU	290650-00000	3	127
STATE CLIMATOLOGIST OPS FUNDS:N-G	241503-12300	3	99
STATE COLLEGE WORK STUDY	163902-00000	2	28
STATE GRANTS - INDIRECT COST	230002-00000	3	62
STATE MINIMUM TUITION-FALL-NONRESID	101003-00000	2	2
STATE MINIMUM TUITION-FALL-RESIDENT	101002-00000	2	2
STATE MINIMUM TUITION-LAW NONRESIDN	101032-00000	2	4
STATE MINIMUM TUITION-LAW-RESIDENT	101031-00000	2	4
STATE MINIMUM TUITION-SPRING-NONRES	101005-00000	2	2
STATE MINIMUM TUITION-SPRING-RESIDE	101004-00000	2	2
STATE MINIMUM TUITION-SUMMER-NONRES	101007-00000	2	2
STATE MINIMUM TUITION-SUMMER-RESIDE	101006-00000	2	2
STATE MINIMUM TUITION-VET-NONRESIDE	101012-00000	2	3
STATE MINIMUM TUITION-VET-RESIDENT	101011-00000	2	2
STEM CAMPS	250001-00000	3	120
STERLING C EVANS CHAIR - LIBRAR	510463-00000	6	24
STERLING C. EVANS QUASI ENDOWMENT	511139-00000	6	28
STEVENSON COMPANION ANIMAL CENTER	553099-00000	6	44
STUDENT - ATHLETE ACADEMIC APPT FEE	211030-00000	3	35
STUDENT ACADEMIC COUNSELING	120407-00000	2	9
STUDENT AFFAIRS AUXILIARY ADMIN	302520-00000	5	8
STUDENT AFFAIRS AUXILIARY FUNDING	303080-00000	5	10
STUDENT AFFAIRS COMMUNICATIONS &	121324-00000	2	13
STUDENT AFFAIRS RESTR BUDGET ONLY	520016-00000	6	43
STUDENT AFFAIRS RESTR. CONTRACT ACT	490016-00000	6	15
STUDENT BAND	121213-00000	2	11
STUDENT CENTER COMPLEX FEE	300720-00000	5	4
STUDENT CONFERENCE ON NATIONAL AFFA	550024-00000	6	44
STUDENT COUNSELING SERVICE	217860-00000	3	54
STUDENT COUNSELING SERVICE GIFT	510511-00000	6	25
STUDENT COUNSELING SERVICE REVENUE	250757-00000	3	125
STUDENT FINANCIAL AID	216920-00000	3	52
STUDENT FINANCIAL SERVICES	218200-00000	3	55
STUDENT FINANCIAL SERVICES	218340-00000	3	56
STUDENT FINANCIAL SERVICES	120046-00000	2	7
STUDENT FINANCIAL SERVICES REVENUE	218160-00000	3	55
STUDENT HEALTH SERVICES RENEWAL	300530-00000	5	3
STUDENT LIFE	120406-00000	2	9
STUDENT LIFE AUX FUNDING	303100-00000	5	10
STUDENT LIFE STUDIES AUX FUNDING	303120-00000	5	10
STUDENT MEDIA	300750-00000	5	4
STUDENT ORGANIZATION FINANCE CENTER	214510-00000	3	46
STUDENT PROJECTS	241112-50000	3	96
STUDENT REC CTR BLDG RENEW/MODIFY	301970-00000	5	6
STUDENT RECORD TRANSCRIPTS	210520-00000	3	32
STUDENT RECRUITMENT-GEOSCIENCES	241592-00000	3	100
STUDENT RENTALS - RESIDENCE LIFE	214500-00000	3	45

Printed on a Xerox 9700 Laser Printing System at the Computing Services Center / Texas A&M University

Form: URGB01 (02/05/85)

Name	Account	Section	Page
STUDENT SVCS OPERATING/RECRUITING	241112-70000	3	96
STUDENT WELFARE & RECREATIONAL FACI	211240-00000	3	36
STUDIES OF REACTIVE AMORPHOUS COMPO	414321-00001	6	5
STUDY ABR BELGIUM ENGR AGSM335/337	216720-00000	3	51
STUDY ABROAD - GERMANY PSYCHOLOGY	213650-00000	3	43
STUDY ABROAD - INDEPENDENT PROGRAMS	208290-00000	3	22
STUDY ABROAD - SEMESTER I - ITALY	211280-00000	3	36
STUDY ABROAD - SOUTH AFRICA AGRI	214190-00000	3	44
STUDY ABROAD ADMINISTRATION	211220-00000	3	36
STUDY ABROAD GERMANY-VET VTPB485	219930-00000	3	59
STUDY ABROAD PROGRAM BUS SUPPORT	214540-00000	3	46
STUDY ABROAD PROGRAM DEPOSIT ACCOUN	210620-00000	3	32
STUDY ABROAD PROGRAMS OFFICE	137905-00000	2	23
STUDY ABROAD SPAIN ENGR CVEN444/483	208170-00000	3	21
STUDY ABROAD-AG-AUSTRALIA RENR400	208140-00000	3	21
STUDY ABROAD-ARCH-GERMANY CARC301	208150-00000	3	21
STUDY ABROAD-CLLA/RUSSIA LANGUAGE	217850-00000	3	54
STUDY ABROAD-CLLA/SPAIN LANGUAGE	217910-00000	3	54
STUDY ABROAD-EUROPEAN ACADEMY	214310-00000	3	44
STUDY ABROAD-LANDSCAPE ARCH GERMANY	208200-00000	3	21
STUDYING REVERSIBLE HISTONE ACYLATI	405501-00001	6	4
SUMMER CAMPS	219730-00000	3	58
SUMMER SCHOOL	121218-00000	2	11
SUPPLY CHAIN MANAGEMENT CONSORTIUM	250688-00001	3	125
SURPLUS PROPERTY	210320-00000	3	30
SURPLUS PROPERTY	120039-00000	2	6
SUSTAINABILITY OPERATIONS	204760-00000	3	12
SWIM CAMP	201890-00000	3	7
SYSTEM ASSESSMENTS	204690-00000	3	12
SYSTEM ASSESSMENTS	271400-00000	4	9
TAILGATING	202530-00000	3	8
TAMU - IT CAPITAL	208400-00000	3	23
TAMU - INFORMATION TECHNOLOGY	211970-00000	3	39
TAMU - IT	134301-00000	2	19
TAMU BOOKSTORE CONTRACT OPERATIONS	301170-00000	5	6
TAMU BOOKSTORE STUDY ABROAD SCHOL	216400-00000	3	51
TAMU CENTER FOR INTERNATIONAL BUSIN	442191-00001	6	7
TAMU GEOINNOVATION SERVICE CENTER	270310-00000	4	2
TAMU INSTITUTE FOR NEUROSCIENCE	248305-00000	3	117
TAMU INSTITUTE FOR NEUROSCIENCE	138108-00000	2	23
TAMU LIVESTOCK JUDGING CONTEST	216240-00000	3	50
TAMU ORCHESTRA	512262-00000	6	35
TAMU PSYCHOLOGY CLINIC	211660-00000	3	38
TAMU SPORTS CLUBS	201070-00000	3	3
TAMU-IT CONFERENCES	250797-00000	3	126
TAMU/BUSH LIBRARY	213130-00000	3	42
TASK FORCE ON CAMPUS EMERGENCIES	241551-00000	3	99
TELECOMMUNICATIONS ACADEMY	241944-00000	3	107
TELECOMMUNICATIONS ACADEMY	134044-00000	2	19
TESTING SERVICES	210770-00000	3	33
TEXAS A&M ENERGY INSTITUTE	155084-00000	2	28

Printed on a Xerox 9700 Laser Printing System at the Computing Services Center / Texas A&M University

Form: URGB01 (02/05/85)

Name	Account	Section	Page
TEXAS A&M INFORMATION TECHNOLOGY	270300-00000	4	2
TEXAS A&M RESEARCH FDN - FAC USE	230004-00000	3	62
TEXAS A&M TENNIS CAMP (WOMEN)	201940-00000	3	7
TEXAS A&M UNIVERSITY PRESS	134343-00000	2	20
TEXAS A&M UNIVERSITY PRESS PUBLICAT	211270-00000	3	36
TEXAS A&M UNIVERSITY PROPOSAL TO SU	414701-00001	6	5
TEXAS A&M UNIVERSITY 12TH MAN FDN	511843-00000	6	32
TEXAS AGGIE DANCE TEAM	203180-00000	3	9
TEXAS GRANT - TAMU - CS - STATE	163950-00000	2	29
TEXAS GRANT - TAMU - CS - STATE	100029-00000	2	1
TEXAS REAL ESTATE FUTURE OPERATIONS	553047-00000	6	44
TEXAS REAL ESTATE SEMINARS & WORKSH	250014-00000	3	121
TEXAS TUITION PROMISE FUND EXCESS	201110-00000	3	3
THERANOSTICS TARGETING METASTATIC B	446281-00001	6	8
TIPS OPERATING EXPENSE RESERVE	144048-00000	2	26
TIPS SERVICES	271810-00000	4	11
TOM CAMPBELL '45 RESEARCH ENDOWED	513198-00000	6	39
TOP 10% STATE SCHOLARSHIP	100048-00000	2	1
TOP 10% STATE SCHOLARSHIP	163970-00000	2	29
TOPS GRANT	241946-10000	3	107
TOWN HALL PROGRAM	300940-00000	5	5
TPEG - LAW - NON RESIDENT	216130-00000	3	49
TPEG - LAW - RESIDENT	216120-00000	3	49
TPEG NON-RESIDENT	216280-00000	3	50
TPEG RESIDENT	216270-00000	3	50
TPEG VET MED NON-RESIDENT	216300-00000	3	50
TPEG VET MED RESIDENT	216290-00000	3	50
TPRL(TRANSLATIONAL PATHOLOGY RESEAR	271840-00000	4	11
TRACK CAMP	201840-00000	3	6
TRADING, RISK & INVEST PROG EXCELL	512801-00000	6	36
TRANSIT CHARTERS	302980-00000	5	9
TRANSITION ACADEMIC PROGRAMS	137903-00000	2	22
TRANSPORTATION CENTER VEHICLE RENTA	270620-00000	4	5
TRANSPORTATION SERVICES	300540-00000	5	3
TTC-OPERATING-ACCOUNT-INCOME-LOCAL	278000-00000	4	13
TUITION & WAIVERS - FALL (60)	101020-00000	2	3
TUITION & WAIVERS - SPRING (60)	101021-00000	2	3
TUITION & WAIVERS - SUMMER (60)	101022-00000	2	3
TUITION - EXCESS PHD SCH (35)	101026-00000	2	3
TUITION - EXCESS UNDERGRAD SCH_(35)	101027-00000	2	4
TUITION - UNFUNDED REPEAT-UNDERGRAD	101029-00000	2	4
TUITION REBATES	248023-00000	3	115
TURKEY SUPPLY CHAIN MANAGEMENT	210020-00000	3	28
UAE NUCLEAR ENGINEERING	209110-00000	3	26
UAE ORGANIZATIONAL LEARNING	211790-00000	3	39
UAF - AGGIE GREEN FUND MICRO-GRANTS	237332-00000	3	79
UAF - STAFF DEV TEAM - PROF DEV/	237321-00000	3	79
UAF-ACAD AFF BUSINESS OFFICE	237001-00000	3	66
UAF-ACADEMIC SERVICES TEAM	237155-00000	3	77
UAF-ACADEMICS SUCCESS CENTER	237107-00000	3	76
UAF-AGF PUBLICITY	237198-00000	3	78

Printed on a Xerox 9700 Laser Printing System at the Computing Services Center / Texas A&M University

Form: URGB01 (02/05/85)

Name	Account	Section	Page
UAF-AGGIE GREEN FUND	237101-00000	3	76
UAF-AGGIE HONOR SYSTEM OFFICE	237175-00000	3	78
UAF-APAA	237268-00000	3	78
UAF-ASSOC VP - IT	237013-00000	3	66
UAF-AVPA OPERATIONS & ARTISTS	237176-00000	3	78
UAF-BAND	237097-00000	3	75
UAF-BEUTEL HEALTH CENTER	237017-00000	3	66
UAF-BLDG MAINT OUTSOURCE	237153-00000	3	77
UAF-BUILDING MAINTENANCE - PM 5K	237313-00000	3	79
UAF-CAREER CENTER	237021-00000	3	67
UAF-CENTRAL UTILITIES	237095-00000	3	75
UAF-CHILDREN'S CENTER	237094-00000	3	75
UAF-CHORAL ACTIVITIES	237096-00000	3	75
UAF-COMMANDANT CORP OF CADETS	237022-00000	3	67
UAF-COMPUTING & INFORMATION SERVICE	237173-00000	3	77
UAF-CONTINGENCY	237148-00000	3	77
UAF-CUSTODIAL OUTSOURCED	237161-00000	3	77
UAF-DATA CENTER SERVICES	237311-00000	3	79
UAF-DEAN UG PGMS & ASSOC PROVOST	237014-00000	3	66
UAF-DEPT OF INFORMATION TECHNOLOGY	237036-00000	3	67
UAF-DISABILITY SERVICES	237037-00000	3	67
UAF-EXEC VP & PROVOST	237071-00000	3	68
UAF-GLOBAL PROGRAM SUPPORT	237177-00000	3	78
UAF-GRADUATE AND PROF STUDIES	237178-00000	3	78
UAF-GRADUATE STUDENT GOVERNMENT	237118-00000	3	76
UAF-HONORS-USCHOLARS SCHOLARSHIPS	237088-24001	3	71
UAF-INT'L STUDENT SCHOLARSHIP(IEFS)	237149-00000	3	77
UAF-INTERNATIONAL STUDENT SERVICES	237103-00000	3	76
UAF-LANDSCAPING OUTSOURCED	237160-00000	3	77
UAF-LAUNCH	237088-00000	3	69
UAF-MEMORIAL STUDENT PROGRAMS	237062-00000	3	67
UAF-MULTICULTURAL SERVICES	237063-00000	3	68
UAF-OFFICE OF THE REGISTRAR	237004-00000	3	66
UAF-OPEN ACCESS LAB	237304-00000	3	79
UAF-PATT	337001-00000	5	11
UAF-PROVOST INFO TECHNOLOGY OFFICE	237054-00000	3	67
UAF-RECREATIONAL SPORTS MGMT	237075-00000	3	68
UAF-REVENUE ACCOUNT	237000-00000	3	66
UAF-STUDENT ACTIVITIES	237077-00000	3	68
UAF-STUDENT AFFAIRS	237121-00000	3	77
UAF-STUDENT AFFAIRS - WELLNESS/PROF	237320-00000	3	79
UAF-STUDENT AFFAIRS COMMUNICATION	237314-00000	3	79
UAF-STUDENT BUSINESS SERVICES	237082-00000	3	69
UAF-STUDENT COUNSELING	237079-00000	3	68
UAF-STUDENT FINANCIAL AID OPERATION	237081-00000	3	68
UAF-STUDENT GOVERNMENT ASSOCIATION	237100-00000	3	76
UAF-STUDENT LIFE	237084-00000	3	69
UAF-STUDENT LIFE STUDIES	237085-00000	3	69
UAF-STUDENT MEDIA	237098-00000	3	75
UAF-STUDENT ORGANIZATION FINANCE CT	237099-00000	3	76
UAF-STUDY ABROAD PROGRAM	237076-00000	3	68

Printed on a Xerox 9700 Laser Printing System at the Computing Services Center / Texas A&M University

Form: URGB01 (02/05/85)

Name	Account	Section	Page
UAF-STUDY ABROAD SCHOLARSHIPS(IEFS)	237150-00000	3	77
UAF-SUSTAINABILITY OPERATIONS	237195-00000	3	78
UAF-TRANSITION ACAD PROGRAMS	237002-00000	3	66
UAF-UNIVERSITY ART EXHIBITS	237087-00000	3	69
UAF-UNIVERSITY WRITING CENTER	237090-00000	3	75
UAF-VETERAN'S SERVICES	237181-00000	3	78
UAF-VP & ASSOC PROV FOR DIVERSITY	237106-00000	3	76
UAF-VP FOR FINANCE & ADMINISTRATION	237272-00000	3	79
UAF-VP FOR STUDENT AFFAIRS	237092-00000	3	75
UCI RESERVE	270370-00000	4	3
UGR - AMBASSADORS	237088-35000	3	72
UGR - EXPLORATIONS	237088-36000	3	72
UGR - GENERAL	237088-30000	3	72
UGR - HUMANITIES & ARTS INITIATIVES	246004-37000	3	111
UGR - SCHOLARS	237088-31000	3	72
UGR - SUMMER PROGRAMS	237088-33000	3	72
UGR - SUMMER PROGRAMS	246004-33000	3	111
UGR - WORKSHOPS & MISC.	237088-34000	3	72
UGR: PD - CAROLINE SONNIER	237088-80008	3	74
UGR: PD - SARAH MISEMER	237088-80006	3	73
UGR: PD - ANNABELLE AYMOND	237088-80007	3	73
UGR: SCHOLARS-GRADUATE	237088-31003	3	72
UGR: SCHOLARS-RESEARCH ALLOCATION	237088-31001	3	72
UK COMPUTER ENGINEERING	212820-00000	3	42
UK/GERMANY ELECTRICAL ENGINEERING	212830-00000	3	42
UK/GERMANY PETROLEUM ENGNINEERING	212870-00000	3	42
UK/GERMANY SUPPLY CHAIN MGMT	212940-00000	3	42
UNDERGRAD SCHOLARSHIPS	202150-00000	3	7
UNDERGRAD TUITION AND WAIVERS (60)	101024-00000	2	3
UNDERGRADUATE EHANCEMENT - PHIL	241726-00000	3	105
UNDERGRADUATE ENHANCEMENT - ANTH	241729-00000	3	106
UNDERGRADUATE ENHANCEMENT - CLLA	241734-00000	3	106
UNDERGRADUATE ENHANCEMENT - COMM	241732-00000	3	106
UNDERGRADUATE ENHANCEMENT - ECON	241731-00000	3	106
UNDERGRADUATE ENHANCEMENT - ENGL	241721-00000	3	104
UNDERGRADUATE ENHANCEMENT - HISP	241724-00000	3	105
UNDERGRADUATE ENHANCEMENT - HIST	241722-00000	3	105
UNDERGRADUATE ENHANCEMENT - INTS	241723-00000	3	105
UNDERGRADUATE ENHANCEMENT - PERF	241725-00000	3	105
UNDERGRADUATE ENHANCEMENT - POLS	241727-00000	3	105
UNDERGRADUATE ENHANCEMENT - PSYC	241728-00000	3	105
UNDERGRADUATE ENHANCEMENT - SOCI	241730-00000	3	106
UNIFORM USAGE CHARGE	210470-00000	3	31
UNIVERSITY ARCHITECT	120081-00000	2	8
UNIVERSITY ARCHITECT	271180-00000	4	8
UNIVERSITY ARTS	203460-00000	3	9
UNIVERSITY ARTS - QUASI ENDOWMENT	512993-00000	6	38
UNIVERSITY CENTER BUILDING MAINTENA	150603-00000	2	27
UNIVERSITY CENTER COMPLEX	300770-00000	5	4
UNIVERSITY CENTER COMPLEX	300480-00000	5	3
UNIVERSITY CENTER RENOVATION	300990-00000	5	5

Printed on a Xerox 9700 Laser Printing System at the Computing Services Center / Texas A&M University

Form: URGB01 (02/05/85)

Name	Account	Section	Page
UNIVERSITY CENTRE (SOUTH COLLEGE)	206740-00000	3	16
UNIVERSITY MAIL SERVICE	240109-00000	3	90
UNIVERSITY MAIL SERVICE	270580-00000	4	4
UNIVERSITY MAIL SERVICE	121208-00000	2	11
UNIVERSITY POLICE	120050-00000	2	7
UNIVERSITY POLICE	271250-00000	4	8
UNIVERSITY POLICE	200230-00000	4	1
UNIVERSITY POLICE	240054-00000	3	90
UNIVERSITY RISK AND COMPLIANCE	240013-00000	3	89
UNIVERSITY RISK AND COMPLIANCE	271360-00000	4	9
UNIVERSITY RISK AND COMPLIANCE	120011-00000	2	5
UTILITIES & ENERGY SERVICES	270160-00000	4	1
UTILITIES E&G SUPPLEMENT	208270-00000	3	22
VARSITY TENNIS FACILITY OPERATIONS	303000-00000	5	10
VET INFRASTRUCTURE	242306-00000	3	109
VET INTEGRATIVE BIOSCIENCE DESIGNAT	213850-00000	3	43
VET INTEGRATIVE BIOSCIENCES	144002-00000	2	24
VET INTEGRATIVE BIOSCIENCES - GP	135300-00000	2	21
VET INTEGRATIVE BIOSCIENCES-UAT	242371-00000	3	109
VET MED - ADMINISTRATION	144001-00000	2	24
VET MED - COMPUTING SERVICES	144011-00000	2	25
VET MED - INSTRUCTIONAL SUPPORT	144012-00000	2	25
VET MED - LARGE ANIMAL MEDICINE & S	144003-00000	2	25
VET MED - MEDICAL SCIENCE LIBRARY	144014-00000	2	26
VET MED - PATHOBIOLOGY	144006-00000	2	25
VET MED - PHYSIOLOGY & PHARMACOLOGY	144007-00000	2	25
VET MED - PROFESSIONAL PROGRAM	242303-00000	3	109
VET MED - SPECIAL EVENTS	510963-00000	6	27
VET MED - SUPPORT SERVICES	144009-00000	2	25
VET MED - TEACHING HOSPITAL	144013-00000	2	25
VET MED CLINICAL TRAINING PROGRAM	214930-00000	3	47
VET MED GRADUATE PROG ENH FUNDS	135307-00000	2	21
VET MED GRADUATE PROGRAM	135002-00000	2	20
VET MED RESTRICTED CONTRACT ACCT	490009-00000	6	15
VET MED-PHYS PLT INFRASTRUCTURE SUP	144028-00000	2	26
VET MED-SMALL ANIMAL CLINICAL SCI	144004-00000	2	25
VET MED-TEACHING HOSPITAL	102100-00000	2	4
VET MEDICINE APPLICATION PROCESSING	210600-00000	3	32
VET PATHOBIOLOGY - GRADUATE PROGRAM	135303-00000	2	21
VET TEACHING HOSPITAL	242377-00000	3	110
VET TUITION & WAIVERS (60)	101023-00000	2	3
VETERINARY EMERGENCY TEAM	206280-00000	3	14
VETERINARY MEDICAL CONTINUING EDUCA	250082-00000	3	122
VETERINARY MEDICAL PARK - TAMU	144016-00000	2	26
VETERINARY MEDICAL PARK-OTHER	270660-00000	4	5
VETERINARY MEDICINE - SALARY	138114-00000	2	23
VETERINARY MEDICINE MEDIA RESOURCES	214360-00000	3	45
VETERINARY PATHOLOGICAL SERVICE	270640-00000	4	5
VICE PRESIDENT AND CFO	120003-00000	2	5
VICE PRESIDENT FINANCE AND CFO	300100-00000	5	1
VICE PRESIDENT FOR FINANCE & CFO	201050-00000	3	3

Printed on a Xerox 9700 Laser Printing System at the Computing Services Center / Texas A&M University

Form: URGB01 (02/05/85)

Name	Account	Section	Page
VICE PRESIDENT FOR RESEARCH OPERAT	120065-00000	2	7
VICE PRESIDENT FOR STUDENT SERVICES	120405-00000	2	9
VICE PRESIDENT FOR STUDENT SERVICES	240205-00000	3	91
VICE PROVOST - ADLOC	120084-00000	2	9
VICE PROVOST INITIATIVES	246255-00000	3	112
VISITORS CENTER	215080-00000	3	47
VISUAL & PERFORMING ARTS QUASI END	511140-00000	6	28
VISUALIZATION	130504-00000	2	13
VISUALIZATION OPERATIONS	241104-00000	3	95
VISUALIZATION TRAVEL	241114-00000	3	97
VIZA - GRADUATE PROGRAM FEES	206650-00000	3	16
VIZA GRADUATE TUITION	291044-00000	3	129
VLCS GRADUATE STUDIES	135310-00000	2	21
VOLLEYBALL CAMP	201880-00000	3	6
VP & ASSOC PROVOST FOR DIVERSITY	240193-00000	3	90
VP & ASSOC PROVOST FOR DIVERSITY	212120-00000	3	40
VP & ASSOC PROVOST FOR DIVERSITY	120016-00000	2	6
VP - HR SERVICES	201330-00000	3	4
VP FOR ENROLLMENT & ACADEMIC SVCS	120067-00000	2	8
VP FOR GOVERNMENTAL AFFAIRS	248024-00000	3	116
VP FOR MARKETING AND COMMUNICATIONS	120013-00000	2	6
VPFN/CFO	271260-00000	4	8
VPSA - CONTINGENCY RESERVE	120413-00000	2	10
VTAN - PI INDIRECT COST RETURNS	231124-00000	3	65
WEB SUPPORT - GEOSCIENCES	241596-00000	3	102
WEINBAUM, ELEANOR FAMILY POETRY CTR	511603-00000	6	30
WELCH-A-1909 DEVELOPMENT CROSS-CHIR	456448-20000	6	10
WELCH, ROBERT A. CHAIR IN CHEMISTRY	510208-00000	6	20
WELLNESS WORKSHOPS	250024-00000	3	121
WESTERN HEMISPHERIC TRADE STUDIES	511686-00000	6	30
WESTON SALES EQ EDUCATION PRGM	512934-00000	6	37
WHOLE SYSTEMS GENOMICS INITIATIVE	248307-00000	3	117
WHOLE SYSTEMS GENOMICS INITIATIVE	138110-00000	2	23
WILDLIFE AND FISHERIES STUDY ABROAD	211300-00000	3	37
WILEY, EARLINE & A P CHAIR VET MED	510403-00000	6	23
WISEMAN-LEWIE WORTH CHAIR CARDIOLOG	510171-00000	6	20
WOLFE, R J-WELCH FND CHAIR IN SCI	510209-00000	6	21
WOMEN IN TIME ACCOUNT	216150-00000	3	49
WOMEN'S BASKETBALL CAMP	201790-00000	3	5
WOODSHOP OPERATIONS	241102-80000	3	95
WOODSHOP SALES AND SERVICE	270500-10000	4	3
WOODSHOP WAGES	241102-81000	3	95
X-RAY DIFFRACTION	271910-00000	4	12
12TH MAN FOUNDATION ATHLETIC GIFTS	512124-00000	6	34

Printed on a Xerox 9700 Laser Printing System at the Computing Services Center / Texas A&M University

Form: URGB01 (02/05/85)

Name	Account	Section	Page

BLANK PAGE

Printed on a Xerox 9700 Laser Printing System at the Computing Services Center / Texas A&M University

UNIVERSITY RULE

12.03.99.M1 Faculty Teaching Workload Reporting

Approved July 31, 2006
Supplements System Policy 12.03

1. GENERAL

Faculty workload reporting is required for any individual assigned to teach a course for resident credit, or any individual whose salary is paid in full or part from Faculty Salaries.

2. DEFINITION OF TERMS

2.1 FACULTY SALARIES

Faculty Salaries are defined as salaries or wages of those engaged in the teaching function. Those paid from faculty salaries include heads of teaching departments and faculty.

2.2 WORKLOAD DEFINITION

Individuals paid from faculty salaries receive faculty workload credit from two areas: Classroom Teaching Credit and Equivalent Teaching Credits.

2.2.1 Classroom Teaching Credit: Classroom Teaching Credits are generally assigned to resident-credit courses. To ensure accuracy in workload reporting, each course should be assigned to the person primarily responsible for course instruction. For team taught courses, the teaching credit may be proportioned to the faculty members teaching the course.

2.2.2 Equivalent Teaching Credits: Certain non-classroom academic duties performed by faculty that enhance the teaching/learning process may be funded from Faculty Salaries. Equivalent teaching credits may be assigned for these duties. Once the faculty member is in compliance, no further assignment or equivalent credits is required. The listing of allowable equivalent teaching credits for direct instructional or administrative activities is included in the "Faculty Workload Policy Statement – Texas A&M University" which is available at:
http://www.tamu.edu/opir/workload_policy.pdf.

3. MINIMUM WORKLOAD REQUIREMENT

3.1 The minimum workload requirement for faculty members paid 100% from Faculty Salaries is nine (9) teaching credits, counting classroom and equivalent teaching credits.

3.2 For Graduate Assistant appointments that are reported in the faculty workload report the minimum workload standard is set by the academic unit reporting the workload.

3.3 For faculty members with less than full-time appointments, the minimum workload standard is proportionately less.

4. REPORTING

Every semester each academic department must prepare a Faculty Workload Compliance Report. The report must include each individual who:

4.1 is primarily responsible for course instruction for resident credit; or

4.2 is paid any part of his or her salary from FACULTY SALARIES (see definition above).

5. SPECIAL CONDITIONS REGARDING COMPLIANCE

5.1 **Payment of FACULTY SALARIES to exhaust accumulated leave time:** Faculty members fall into this category if they terminate employment, become ill, or die during any part of the year and the payment of salary to exhaust accumulated leave carries them into a fall or spring semester. These faculty members cannot be assigned teaching responsibilities and therefore cannot be in compliance with the minimum workload requirement. The department head must provide a written explanation to the dean of the college for each faculty member not in compliance.

5.2 **Faculty who are unable to complete teaching assignment during a long semester:** Faculty members fall into this category if they terminate employment, become ill, or die during a long semester and their courses are reassigned to other faculty members in the department. The compliance status of the faculty member will be the same as their compliance status before the disabling condition or termination took place.

5.3 **Other reason for non-compliance:** Occasionally faculty members may be non-compliant for reasons not covered in 5.1 or 5.2 above. For example, a faculty member may have been placed on administrative leave

or there may have been another circumstance that prevents a faculty member from teaching courses in a given semester.

5.4 **Faculty members not in compliance:** The reason for any faculty member not being in compliance with the minimum teaching requirement must be explained. For regular faculty (those not covered by 5.1 or 5.2 above) who are not in compliance, the department head must initiate an appropriate Employee Payroll Action Form to adjust the individual's teaching salary percentage.

6. RESPONSIBILITY FOR MONITORING WORKLOAD

6.1 Department Head

6.1.1 Assigns and monitors the workloads of individuals within his or her department to ensure compliance with the workload requirement

6.1.2 Approves equivalent teaching credits based on direct instruction or administrative activities as listed in the "Faculty Workload Policy Statement – Texas A&M University" (http://www.tamu.edu/opir/workload_policy.pdf.)

6.1.3 Ensures that other academic duties are assigned equitably within the department.

6.1.4 Provides notice to the college dean of all faculty members not in compliance.

6.2 College Dean

The college dean is responsible for monitoring the workload of individual faculty in his or her college as reported by the department head.

6.3 University Administration

The Office of Institutional Studies and Planning (OISP) will consolidate the reports from the colleges to generate the final Faculty Workload Compliance Report and shall prepare a list of faculty not in compliance with the minimum workload requirement. This report shall be sent to the Executive Vice President and Provost for review and approval prior to submission to the President.

The President is responsible for verifying institutional compliance with the minimum workload requirement and for reporting this information through the Chancellor, to the Board of Regents.

7. INSTRUCTIONS FOR COMPLETING FACULTY WORKLOAD COMPLIANCE REPORT

Each department head and dean will be notified by the OISP when the Faculty Workload Report has been placed on the web for updating and correcting.

OFFICE OF RESPONSIBILITY: Dean of Faculties



Board Approved Operating Budgets

Fiscal Year Ending August 31, 2019

Table of Contents

Section	Title
1	Statement of Changes in Fund Balance
2	Functional and General Funds
3	Designated Funds
4	Designated Service Departments
5	Auxiliary Enterprises
6	Restricted Funds
7	Plant Funds
8	Transfers by Account
9	Allocations by Account
10	Index by Account Number
11	Index by Account Name
Appendix	Faculty Academic Workload Policy

Form: URGB01 (02/05/85)
Printed on a Xerox 9700 Laser Printing System at the Computing Services Center / Texas A&M University

Table of Contents

Section	Title

****
* *
* BLANK PAGE *
* *
****

Form: URGB01 (02/05/85)
Printed on a Xerox 9700 Laser Printing System at the Computing Services Center / Texas A&M University

Description	Current Funds: Functional and General	Current Funds: Designated	Current Funds: Auxiliary Enterprises	Current Funds: Restricted	Plant Funds	Total
Revenues						
State Approp - General Revenue	21,976,516					21,976,516
State Approp - Benefits Pd by St	3,872,776					3,872,776
Tuition - State	3,968,775					3,968,775
Tuition - Designated		11,459,538				11,459,538
Discounts and Allowances-Tuition	659,527-	2,152,018-				2,811,545-
Fees	104,875	11,570,647				11,675,522
Discounts and Allowances-Fees	18,282-	1,525,066-				1,543,348-
Exemptions	908,690	1,033,110				1,941,800
Contracts and Grants	8,791	6,059,800		6,734,147		12,802,738
Student Financial Assistance				3,122,173		3,122,173
Gifts				1,750,000		1,750,000
Sales and Services		2,772,900	7,610,000			10,382,900
Discounts and Allowances-Sales			924,912-			924,912-
Investment Income	255,000	1,757,674				2,012,674
Total Revenue	30,417,614	30,976,585	6,685,088	11,606,320		79,685,607
Expenses						
Salaries - Faculty	10,071,288	1,761,460	22,130	900,000		12,754,878
Salaries - Non-Faculty	7,609,159	1,980,682	461,803	794,635		10,846,279
Wages	27,160	1,000,168	119,975	42,470		1,189,773
Benefits	3,401,739	1,043,076	173,346	842,000		5,460,161
Utilities		1,388,000	396,654			1,784,654
Scholarships	908,690	3,123,789		3,979,703		8,012,182
Scholarship Discounts	677,809-	3,677,084-		924,912-		5,279,805-
Operations and Maintenance	267,618	22,648,911	3,944,631	5,047,512		31,908,672
Equipment (Capitalized)		355,000				355,000
Other Non-Operating Expense		973,255				973,255
Total Expense(Less Service Depts)	21,607,845	30,597,257	5,118,539	10,681,408		68,005,049
Net Service Departments						
Total Expense	21,607,845	30,597,257	5,118,539	10,681,408		68,005,049
Transfers						
Retirement of Indebtedness	8,425,174-	763,923-	1,610,048-			10,799,145-
Other Transfers	384,595-	384,595	924,912	924,912-		
Total Transfers	8,809,769-	379,328-	685,136-	924,912-		10,799,145-
Net Change in Fund Balance			881,413			881,413

Form: URGB01 (02/05/85)
Printed on a Xerox 9700 Laser Printing System at the Computing Services Center / Texas A&M University

Form: URGB01 (02/05/85)

Description	Current Funds: Functional and General	Current Funds: Designated	Current Funds: Auxiliary Enterprises	Current Funds: Restricted	Plant Funds	Total

****
* *
* BLANK PAGE *
* *
****

Printed on a Xerox 9700 Laser Printing System at the Computing Services Center / Texas A&M University

Form: URGB01 (02/05/85)

Account	Description	Beginning Balance	Revenues	Net Allocations	Expenditures	Increase (Decrease)	Ending Balance
100419-00000	COLLEGE WORK STUDY PROGRAM-STATE						
	Revenue						
	Contracts and Grant		8,791				
	Account Total	0	8,791	8,791-	0	0	0
100424-00000	STATE BASIC AID						
	Revenue						
	State Approp - Gene		21,906,357				
	Account Total	0	21,906,357	21,906,357-	0	0	0
100427-00000	ERS-GIP						
	Revenue						
	State Approp - Bene		1,967,573				
	Account Total	0	1,967,573	1,967,573-	0	0	0
100428-00000	OYSTER STUDY & ANALYSIS - HB 1903						
	Revenue						
	State Approp - Gene		70,159				
	Account Total	0	70,159	70,159-	0	0	0
100438-00000	STATE-PAID BENEFITS (REVENUE)						
	Revenue						
	State Approp - Bene		1,905,203				
	Account Total	0	1,905,203	1,905,203-	0	0	0
101800-00000	TUITION FEE FALL SEM-RESIDENT						
	Revenue						
	Tuition - State		1,107,083				
	Account Total	0	1,107,083	1,107,083-	0	0	0
101801-00000	TUITION FEE FALL SEM-NONRESIDENT						
	Revenue						
	Tuition - State		594,304				
	Account Total	0	594,304	594,304-	0	0	0
101802-00000	TUITION FEE FALL SEM-LICENSE OPTION						
	Revenue						
	Tuition - State		79,685				
	Account Total	0	79,685	79,685-	0	0	0
101803-00000	TUITION FEE SPRING SEM-RESIDENT						
	Revenue						
	Tuition - State		940,770				
	Account Total	0	940,770	940,770-	0	0	0
101804-00000	TUITION FEE SPRING SEM-NONRESIDENT						
	Revenue						
	Tuition - State		684,053				
	Account Total	0	684,053	684,053-	0	0	0

Printed on a Xerox 9700 Laser Printing System at the Computing Services Center / Texas A&M University

Form: URGB01 (02/05/85)

Account	Description	Beginning Balance	Revenues	Net Allocations	Expenditures	Increase (Decrease)	Ending Balance
101805-00000	TUITION FEE SPRING SEM-LICENSE OPTN						
	Revenue						
	Tuition - State		61,219				
	Account Total	0	61,219	61,219-	0	0	0
101806-00000	TUITION FEE SUMMER-RESIDENT						
	Revenue						
	Tuition - State		255,251				
	Account Total	0	255,251	255,251-	0	0	0
101807-00000	TUITION FEE SUMMER-NONRESIDENT						
	Revenue						
	Tuition - State		75,946				
	Account Total	0	75,946	75,946-	0	0	0
101808-00000	TUITION FEE SUMMER-LICENSE OPTION						
	Revenue						
	Tuition - State		9,782				
	Account Total	0	9,782	9,782-	0	0	0
101812-00000	GRADUATE TUITION DIFFERENTIAL						
	Revenue						
	Tuition - State		160,682				
	Account Total	0	160,682	160,682-	0	0	0
101815-00000	WAIVERS:TUITION (REVENUE)						
	Revenue						
	Exemptions		904,168				
	Account Total	0	904,168	904,168-	0	0	0
101816-00000	WAIVERS:LAB FEES (REVENUE)						
	Revenue						
	Exemptions		4,522				
	Account Total	0	4,522	4,522-	0	0	0
101823-00000	LAB FEES:LIBERAL STUDIES						
	Revenue						
	Fees		10,321				
	Account Total	0	10,321	10,321-	0	0	0
101833-00000	LAB FEES:FOUNDATIONAL SCIENCES						
	Revenue						
	Fees		30,730				
	Account Total	0	30,730	30,730-	0	0	0
101843-00000	LAB FEES:MARINE BIOLOGY						
	Revenue						
	Fees		43,463				
	Account Total	0	43,463	43,463-	0	0	0

Printed on a Xerox 9700 Laser Printing System at the Computing Services Center / Texas A&M University

Form: URGB01 (02/05/85)

Account	Description	Beginning Balance	Revenues	Net Allocations	Expenditures	Increase (Decrease)	Ending Balance
101853-00000	LAB FEES:MARINE ENGINEERING						
	Revenue						
	Fees		11,402				
	Account Total	0	11,402	11,402-	0	0	0
101863-00000	LAB FEES:MARINE SCIENCE						
	Revenue						
	Fees		7,682				
	Account Total	0	7,682	7,682-	0	0	0
101893-00000	LAB FEES:NAVAL SCIENCE						
	Revenue						
	Fees		1,277				
	Account Total	0	1,277	1,277-	0	0	0
102805-00000	INTEREST INCOME OF FUND 275						
	Revenue						
	Investment Income		30,000				
	Account Total	0	30,000	30,000-	0	0	0
102806-00000	INTEREST INCOME						
	Revenue						
	Investment Income		225,000				
	Account Total	0	225,000	225,000-	0	0	0
120904-00000	VICE PRES & CHIEF OPER'N OFFICER						
	Expense						
	Salaries - Non-Faculty				1,389,466		
	Benefits				8,275		
	Account Total	0	0	1,397,741	1,397,741	0	0
120905-00000	EXEC AVP ACAD AFFAIRS/ASSOC PROVOST						
	Expense						
	Salaries - Faculty				468,147		
	Salaries - Non-Faculty				347,024		
	Benefits				2,092		
	Account Total	0	0	817,263	817,263	0	0
120906-00000	PERS:HUMAN RESOURCES						
	Expense						
	Salaries - Non-Faculty				239,269		
	Benefits				1,460		
	Account Total	0	0	240,729	240,729	0	0
120907-00000	ASSOC VICE PRES ADMINISTRATION						
	Expense						
	Salaries - Non-Faculty				69,841		
	Benefits				427		
	Account Total	0	0	70,268	70,268	0	0

Printed on a Xerox 9700 Laser Printing System at the Computing Services Center / Texas A&M University

Form: URGB01 (02/05/85)

Account	Description	Beginning Balance	Revenues	Net Allocations	Expenditures	Increase (Decrease)	Ending Balance
120911-00000	STUDENT AFFAIRS						
	Expense						
	Salaries - Non-Faculty				522,309		
	Benefits				3,187		
	Account Total	0	0	525,496	525,496	0	0
120912-00000	ACADEMIC ENHANCEMENT						
	Expense						
	Salaries - Non-Faculty				322,033		
	Benefits				1,965		
	Account Total	0	0	323,998	323,998	0	0
120914-00000	OFFICE OF BUDGETS & FINANCE						
	Expense						
	Salaries - Non-Faculty				121,933		
	Benefits				744		
	Account Total	0	0	122,677	122,677	0	0
120915-00000	ENROLLMENT SERVICES						
	Expense						
	Salaries - Non-Faculty				626,825		
	Benefits				3,824		
	Account Total	0	0	630,649	630,649	0	0
120920-00000	GRADUATE STUDIES OFFICE SALARIES						
	Expense						
	Salaries - Non-Faculty				61,068		
	Benefits				373		
	Account Total	0	0	61,441	61,441	0	0
121103-00000	UCI- UNEMPLOYMENT COMPENSATION INS						
	Expense						
	Benefits				48,000		
	Account Total	0	0	48,000	48,000	0	0
121111-00000	GIP-INSTRUCTION						
	Expense						
	Benefits				867,000		
	Account Total	0	0	867,000	867,000	0	0
121112-00000	GIP-INSTITUTIONAL SUPPORT						
	Expense						
	Benefits				605,600		
	Account Total	0	0	605,600	605,600	0	0
121122-00000	FICA-INSTITUTIONAL SUPPORT						
	Expense						
	Benefits				119,025		
	Account Total	0	0	119,025	119,025	0	0

Printed on a Xerox 9700 Laser Printing System at the Computing Services Center / Texas A&M University

Form: URGB01 (02/05/85)

Account	Description	Beginning Balance	Revenues	Net Allocations	Expenditures	Increase (Decrease)	Ending Balance
121142-00000	ORP-INSTITUTIONAL SUPPORT						
	Expense						
	Benefits				166,071		
	Account Total	0	0	166,071	166,071	0	0
121152-00000	LONGEVITY-INSTITUTIONAL SUPPORT						
	Expense						
	Benefits				129,962		
	Account Total	0	0	129,962	129,962	0	0
121162-00000	WCI:INSTITUTIONAL SUPPORT						
	Expense						
	Benefits				80,861		
	Account Total	0	0	80,861	80,861	0	0
121170-00000	STATE-PAID BENEFITS: AS						
	Expense						
	Benefits				40,000		
	Account Total	0	0	40,000	40,000	0	0
121171-00000	STATE-PAID BENEFITS: IN						
	Expense						
	Benefits				931,159		
	Account Total	0	0	931,159	931,159	0	0
121172-00000	STATE-PAID BENEFITS: IS						
	Expense						
	Benefits				245,000		
	Account Total	0	0	245,000	245,000	0	0
121173-00000	STATE-PAID BENEFITS: PL						
	Expense						
	Benefits				56,000		
	Account Total	0	0	56,000	56,000	0	0
121174-00000	STATE-PAID BENEFITS: RS						
	Expense						
	Benefits				12,000		
	Account Total	0	0	12,000	12,000	0	0
121175-00000	STATE-PAID BENEFITS: SS						
	Expense						
	Benefits				55,000		
	Account Total	0	0	55,000	55,000	0	0
121177-00000	STATE-PAID BENEFITS: SF						
	Expense						
	Benefits				213		
	Account Total	0	0	213	213	0	0

Printed on a Xerox 9700 Laser Printing System at the Computing Services Center / Texas A&M University

Form: URGB01 (02/05/85)

Account	Description	Beginning Balance	Revenues	Net Allocations	Expenditures	Increase (Decrease)	Ending Balance
121191-00000	UNALLOCATED MERIT/PAY PLAN ADJ:IN						
	Expense						
	Salaries - Faculty				164,917		
	Account Total	0	0	164,917	164,917	0	0
121192-00000	UNALLOCATED MERIT/PAY PLAN ADJ:IS						
	Expense						
	Salaries - Non-Faculty				133,226		
	Account Total	0	0	133,226	133,226	0	0
121196-00000	MARKET ADJUSTMENT: IN						
	Expense						
	Salaries - Faculty				75,000		
	Account Total	0	0	75,000	75,000	0	0
121198-00000	MARKET ADJUSTMENT: IS						
	Expense						
	Salaries - Non-Faculty				50,000		
	Account Total	0	0	50,000	50,000	0	0
121200-00000	UNALLOCATED SALARIES						
	Expense						
	Salaries - Faculty				10,000		
	Account Total	0	0	10,000	10,000	0	0
121805-00000	INFORMATION SERVICES						
	Expense						
	Salaries - Non-Faculty				749,419		
	Benefits				4,572		
	Account Total	0	0	753,991	753,991	0	0
121808-00000	UNIVERSITY MAIL SERVICE						
	Expense						
	Salaries - Non-Faculty				60,765		
	Benefits				371		
	Account Total	0	0	61,136	61,136	0	0
132801-00000	MARINE ENGINEERING						
	Expense						
	Salaries - Faculty				855,756		
	Salaries - Non-Faculty				129,465		
	Benefits				780		
	Account Total	0	0	986,001	986,001	0	0

Printed on a Xerox 9700 Laser Printing System at the Computing Services Center / Texas A&M University

Form: URGB01 (02/05/85)

Account	Description	Beginning Balance	Revenues	Net Allocations	Expenditures	Increase (Decrease)	Ending Balance
132806-00000	MART:MARITIME TRANSPORTATION						
	Expense						
	Salaries - Faculty				871,594		
	Salaries - Non-Faculty				89,724		
	Benefits				548		
	Account Total	0	0	961,866	961,866	0	0
132811-00000	MARITIME ADMINISTRATION						
	Expense						
	Salaries - Faculty				1,128,248		
	Salaries - Non-Faculty				70,062		
	Benefits				428		
	Account Total	0	0	1,198,738	1,198,738	0	0
132816-00000	FOUNDATIONAL SCIENCES						
	Expense						
	Salaries - Faculty				1,269,757		
	Salaries - Non-Faculty				41,494		
	Benefits				254		
	Account Total	0	0	1,311,505	1,311,505	0	0
132826-00000	LIBERAL STUDIES						
	Expense						
	Salaries - Faculty				1,700,337		
	Salaries - Non-Faculty				100,121		
	Benefits				611		
	Account Total	0	0	1,801,069	1,801,069	0	0
132831-00000	MARINE SCIENCE						
	Expense						
	Salaries - Faculty				1,386,625		
	Salaries - Non-Faculty				82,869		
	Benefits				506		
	Account Total	0	0	1,470,000	1,470,000	0	0
132836-00000	MARINE BIOLOGY						
	Expense						
	Salaries - Faculty				1,426,167		
	Salaries - Non-Faculty				308,982		
	Benefits				1,885		
	Account Total	0	0	1,737,034	1,737,034	0	0
132839-00000	CTBS:CENTER FOR BEACHES & SHORES						
	Expense						
	Salaries - Non-Faculty				46,649		
	Benefits				285		
	Account Total	0	0	46,934	46,934	0	0

Printed on a Xerox 9700 Laser Printing System at the Computing Services Center / Texas A&M University

Form: URGB01 (02/05/85)

Account	Description	Beginning Balance	Revenues	Net Allocations	Expenditures	Increase (Decrease)	Ending Balance
132855-00000	SUMMER SCHOOL SALARIES						
	Expense						
	Salaries - Faculty				300,000		
	Account Total	0	0	300,000	300,000	0	0
132923-00000	LAB FEES:LIBERAL STUDIES						
	Expense						
	Operations and Maintenance				10,321		
	Account Total	0	0	10,321	10,321	0	0
132933-00000	LAB FEES:FOUNDATIONAL SCIENCES						
	Expense						
	Operations and Maintenance				30,730		
	Account Total	0	0	30,730	30,730	0	0
132943-00000	LAB FEES:MARINE BIOLOGY						
	Expense						
	Operations and Maintenance				43,463		
	Account Total	0	0	43,463	43,463	0	0
132953-00000	LAB FEES:MARINE ENGINEERING						
	Expense						
	Operations and Maintenance				11,402		
	Account Total	0	0	11,402	11,402	0	0
132963-00000	LAB FEES:MARINE SCIENCE						
	Expense						
	Operations and Maintenance				7,682		
	Account Total	0	0	7,682	7,682	0	0
132993-00000	LAB FEES:NAVAL SCIENCE						
	Expense						
	Operations and Maintenance				1,277		
	Account Total	0	0	1,277	1,277	0	0
149903-00000	LIBRARY-OTHER DEPT. OPERATING EXP						
	Expense						
	Salaries - Faculty				115,584		
	Salaries - Non-Faculty				275,850		
	Benefits				1,683		
	Account Total	0	0	393,117	393,117	0	0
150552-00000	UNIVERSITY POLICE						
	Expense						
	Salaries - Non-Faculty				600,941		
	Benefits				3,666		
	Account Total	0	0	604,607	604,607	0	0

Printed on a Xerox 9700 Laser Printing System at the Computing Services Center / Texas A&M University

Form: URGB01 (02/05/85)

Account	Description	Beginning Balance	Revenues	Net Allocations	Expenditures	Increase (Decrease)	Ending Balance
151800-00000	MESSO SALARIES						
	Expense						
	Salaries - Non-Faculty				247,001		
	Benefits				1,507		
	Account Total	0	0	248,508	248,508	0	0
151904-00000	TEXAS MARITIME ACADEMY						
	Expense						
	Salaries - Non-Faculty				703,712		
	Benefits				4,293		
	Account Total	0	0	708,005	708,005	0	0
161150-00000	OYSTER STUDY & ANALYSIS FY18 HB1903						
	Expense						
	Salaries - Faculty				12,054		
	Salaries - Non-Faculty				45,946		
	Wages				6,160		
	Benefits				253		
	Operations and Maintenance				5,746		
	Account Total	0	0	70,159	70,159	0	0
163885-00000	WAIVERS:TUITION (EXPENSE)						
	Expense						
	Scholarships				904,168		
	Account Total	0	0	904,168	904,168	0	0
163886-00000	WAIVERS:LAB FEES (EXPENSE)						
	Expense						
	Scholarships				4,522		
	Account Total	0	0	4,522	4,522	0	0
163991-00000	COLLEGE WORK STUDY-STATE						
	Expense						
	Wages				8,000		
	Account Total	0	0	8,000	8,000	0	0
166302-00000	COASTAL ZONE LABORATORY						
	Expense						
	Operations and Maintenance				11,438		
	Account Total	0	0	11,438	11,438	0	0
166501-00000	TIO:ADMINISTRATION ACCOUNT						
	Expense						
	Salaries - Non-Faculty				114,677		
	Benefits				692		
	Operations and Maintenance				2,683		
	Account Total	0	0	118,052	118,052	0	0

Printed on a Xerox 9700 Laser Printing System at the Computing Services Center / Texas A&M University

Form: URGB01 (02/05/85)

Account	Description	Beginning Balance	Revenues	Net Allocations	Expenditures	Increase (Decrease)	Ending Balance
166505-00000	TIO:UNDERGRAD RESEARCH						
	Expense						
	Wages				9,000		
	Account Total	0	0	9,000	9,000	0	0
166525-00000	TIO:CTBS:CNTR TX BEACHES & SHORES						
	Expense						
	Salaries - Non-Faculty				17,388		
	Benefits				107		
	Operations and Maintenance				13,961		
	Account Total	0	0	31,456	31,456	0	0
166588-00000	TIO:GRADUATE FELLOWSHIPS						
	Expense						
	Salaries - Non-Faculty				17,100		
	Account Total	0	0	17,100	17,100	0	0
166604-00000	TIO:MARICULTURE						
	Expense						
	Salaries - Faculty				25,482		
	Wages				4,000		
	Benefits				60		
	Operations and Maintenance				20,458		
	Account Total	0	0	50,000	50,000	0	0
166777-00000	TIO:MARS RESEARCH/LOER						
	Expense						
	Operations and Maintenance				9,000		
	Account Total	0	0	9,000	9,000	0	0
169000-00000	TCRF:TX COMPREHENSIVE RESEARCH FUND						
	Expense						
	Salaries - Faculty				199,620		
	Account Total	0	0	199,620	199,620	0	0
169025-00000	TCRF:CTBS:CNTR TX BEACHES & SHORES						
	Expense						
	Salaries - Faculty				12,000		
	Operations and Maintenance				3,000		
	Account Total	0	0	15,000	15,000	0	0
169050-00000	TCRF:RESEARCH SALARIES						
	Expense						
	Salaries - Faculty				50,000		
	Salaries - Non-Faculty				24,000		
	Benefits				1,000		
	Account Total	0	0	75,000	75,000	0	0

Printed on a Xerox 9700 Laser Printing System at the Computing Services Center / Texas A&M University

Form: URGB01 (02/05/85)

Account	Description	Beginning Balance	Revenues	Net Allocations	Expenditures	Increase (Decrease)	Ending Balance
169100-00000	TCRF:MARS:RESEARCH AWARDS						
	Expense						
	Operations and Maintenance				20,000		
	Account Total	0	0	20,000	20,000	0	0
169200-00000	TCRF:MARB:RESEARCH AWARDS						
	Expense						
	Operations and Maintenance				45,000		
	Account Total	0	0	45,000	45,000	0	0
179901-00000	UNIVERSITY RESERVE						
	Expense						
	Operations and Maintenance				31,457		
	Account Total	0	0	31,457	31,457	0	0
199999-00000	AFR YEAR END ENTRIES (60)						
	Revenue						
	Discounts and Allow		659,527-				
	Discounts and Allow		18,282-				
	Expense						
	Scholarship Discounts				677,809-		
	Account Total	0	677,809-	0	677,809-	0	0

Printed on a Xerox 9700 Laser Printing System at the Computing Services Center / Texas A&M University

Form: URGB01 (02/05/85)

Account	Description	Beginning Balance	Revenues	Net Allocations	Expenditures	Increase (Decrease)	Ending Balance
Functional and General Funds - Board Approved							
	Revenue						
	State Approp - Gene		21,976,516				
	State Approp - Bene		3,872,776				
	Tuition - State		3,968,775				
	Discounts and Allow		659,527-				
	Fees		104,875				
	Discounts and Allow		18,282-				
	Exemptions		908,690				
	Contracts and Grant		8,791				
	Investment Income		255,000				
	Expense						
	Salaries - Faculty				10,071,288		
	Salaries - Non-Faculty				7,609,159		
	Wages				27,160		
	Benefits				3,401,739		
	Scholarships				908,690		
	Scholarship Discounts				677,809-		
	Operations and Maintenance				267,618		
	Grand Total	0	30,417,614	8,809,769-	21,607,845	0	0

Printed on a Xerox 9700 Laser Printing System at the Computing Services Center / Texas A&M University

Form: URGB01 (02/05/85)

Account	Description	Beginning Balance	Revenues	Net Allocations	Expenditures	Increase (Decrease)	Ending Balance
210000-00000	FLD TRP:MARB 300 SCIENTIFIC METH						
	Revenue						
	Fees		2,000				
	Expense						
	Operations and Maintenance				2,000		
	Account Total	0	2,000	0	2,000	0	0
210010-00000	FLD TRP:MARB 400 BIOL MARINE MAMMAL						
	Revenue						
	Fees		3,300				
	Expense						
	Operations and Maintenance				3,300		
	Account Total	0	3,300	0	3,300	0	0
210040-00000	FLD TRP:MARS 306 STRATIGRAPHY						
	Revenue						
	Fees		8,500				
	Expense						
	Operations and Maintenance				8,500		
	Account Total	0	8,500	0	8,500	0	0
210070-00000	FLD TRP:MARB 325 BIOSPECIEOLOGY						
	Revenue						
	Fees		14,520				
	Expense						
	Operations and Maintenance				14,520		
	Account Total	0	14,520	0	14,520	0	0
210080-00000	FLD TRP:MARB 312 ICHTHYOLOGY						
	Revenue						
	Fees		10,000				
	Expense						
	Operations and Maintenance				10,000		
	Account Total	0	10,000	0	10,000	0	0
210090-00000	FLD TRP:MARB 425 MARINE ECOLOGY						
	Revenue						
	Fees		7,000				
	Expense						
	Operations and Maintenance				7,000		
	Account Total	0	7,000	0	7,000	0	0
210100-00000	FLD TRP:MARB 350 SCIENTIFIC DIVING						
	Revenue						
	Fees		24,000				
	Expense						
	Operations and Maintenance				24,000		
	Account Total	0	24,000	0	24,000	0	0

Printed on a Xerox 9700 Laser Printing System at the Computing Services Center / Texas A&M University

Form: URGB01 (02/05/85)

Account	Description	Beginning Balance	Revenues	Net Allocations	Expenditures	Increase (Decrease)	Ending Balance
210110-00000	FLD TRP:MARB 430 PLANT ECOLOGY						
	Revenue						
	Fees		6,000				
	Expense						
	Operations and Maintenance				6,000		
	Account Total	0	6,000	0	6,000	0	0
210140-00000	FLD TRP:MARB 345 INTRO SCIEN DIV'G						
	Revenue						
	Fees		8,400				
	Expense						
	Operations and Maintenance				8,400		
	Account Total	0	8,400	0	8,400	0	0
210200-00000	FLD TRP:MARB 112 BIOLOGY						
	Revenue						
	Fees		2,500				
	Expense						
	Operations and Maintenance				2,500		
	Account Total	0	2,500	0	2,500	0	0
210220-00000	FLD TRP:MARB 489 RSCH/CONS GREECE						
	Revenue						
	Fees		20,000				
	Expense						
	Operations and Maintenance				20,000		
	Account Total	0	20,000	0	20,000	0	0
210240-00000	FLD TRP:MARB XXX SEA WORLD						
	Revenue						
	Fees		15,000				
	Expense						
	Operations and Maintenance				15,000		
	Account Total	0	15,000	0	15,000	0	0
210270-00000	FLD TRP:MARB 408 MARINE BOTANY						
	Revenue						
	Fees		1,300				
	Expense						
	Operations and Maintenance				1,300		
	Account Total	0	1,300	0	1,300	0	0
210290-00000	FLD TRP:MARB 360 MARINE CONSERVA						
	Revenue						
	Fees		3,200				
	Expense						
	Operations and Maintenance				3,200		
	Account Total	0	3,200	0	3,200	0	0

Printed on a Xerox 9700 Laser Printing System at the Computing Services Center / Texas A&M University

Form: URGB01 (02/05/85)

Account	Description	Beginning Balance	Revenues	Net Allocations	Expenditures	Increase (Decrease)	Ending Balance
210300-00000	FLD TRP:MARB 423 MARICULTURE						
	Revenue						
	Fees		1,720				
	Expense						
	Operations and Maintenance				1,720		
	Account Total	0	1,720	0	1,720	0	0
210390-00000	FLD TRP:MARB 489 TROPICAL MARINE						
	Revenue						
	Fees		30,000				
	Expense						
	Operations and Maintenance				30,000		
	Account Total	0	30,000	0	30,000	0	0
210410-00000	FLD TRP:MARB 123 BIOLOGY						
	Revenue						
	Fees		3,900				
	Expense						
	Operations and Maintenance				3,900		
	Account Total	0	3,900	0	3,900	0	0
210460-00000	FLD TRP:MARS 412 INVESTIGATIONS IN						
	Revenue						
	Fees		40,000				
	Expense						
	Operations and Maintenance				40,000		
	Account Total	0	40,000	0	40,000	0	0
210490-00000	FLD TRP:LIST:DIVE 250 SCUBA DIVE I						
	Revenue						
	Fees		25,000				
	Expense						
	Operations and Maintenance				25,000		
	Account Total	0	25,000	0	25,000	0	0
210510-00000	FLD TRP:MARB 311 ICHTHYOLOGY						
	Revenue						
	Fees		3,000				
	Expense						
	Operations and Maintenance				3,000		
	Account Total	0	3,000	0	3,000	0	0
210540-00000	FLD TRP:MARB 101 SUCCEEDING IN SCIE						
	Revenue						
	Fees		3,400				
	Expense						
	Operations and Maintenance				3,400		
	Account Total	0	3,400	0	3,400	0	0

Printed on a Xerox 9700 Laser Printing System at the Computing Services Center / Texas A&M University

Form: URGB01 (02/05/85)

Account	Description	Beginning Balance	Revenues	Net Allocations	Expenditures	Increase (Decrease)	Ending Balance
210580-00000	FLD TRP:MARB 435 INVERT ZOOLOGY						
	Revenue						
	Fees		6,000				
	Expense						
	Operations and Maintenance				6,000		
	Account Total	0	6,000	0	6,000	0	0
210600-00000	FLD TRP:MARS 460 MODERN OCEAN OBSRV						
	Revenue						
	Fees		3,000				
	Expense						
	Operations and Maintenance				3,000		
	Account Total	0	3,000	0	3,000	0	0
210620-00000	FLD TRP:MARS 652 SUSTAINABLE MGMT						
	Revenue						
	Fees		660				
	Expense						
	Operations and Maintenance				660		
	Account Total	0	660	0	660	0	0
210630-00000	FLD TRP:MARS 655 WETLAND MGMT						
	Revenue						
	Fees		660				
	Expense						
	Operations and Maintenance				660		
	Account Total	0	660	0	660	0	0
210670-00000	FLD TRP:MARB 415/302 COASTAL ALASKA						
	Revenue						
	Fees		30,000				
	Expense						
	Operations and Maintenance				30,000		
	Account Total	0	30,000	0	30,000	0	0
210690-00000	FLD TRP:MARB 489/689 BIO SEA TURTLE						
	Revenue						
	Fees		3,500				
	Expense						
	Operations and Maintenance				3,500		
	Account Total	0	3,500	0	3,500	0	0
210770-00000	FLD TRP:MARS 426 COASTAL WETLANDS						
	Revenue						
	Fees		2,000				
	Expense						
	Operations and Maintenance				2,000		
	Account Total	0	2,000	0	2,000	0	0

Printed on a Xerox 9700 Laser Printing System at the Computing Services Center / Texas A&M University

Form: URGB01 (02/05/85)

Account	Description	Beginning Balance	Revenues	Net Allocations	Expenditures	Increase (Decrease)	Ending Balance
210780-00000	FLD TRP:LIST:DIVE 251 SCUBA DIVING						
	Revenue						
	Fees		25,000				
	Expense						
	Operations and Maintenance				25,000		
	Account Total	0	25,000	0	25,000	0	0
210790-00000	FLD TRP:LIST:DIVE 330 RESCUE DIVING						
	Revenue						
	Fees		8,550				
	Expense						
	Operations and Maintenance				8,550		
	Account Total	0	8,550	0	8,550	0	0
210800-00000	FLD TRP:MAST 357 DIVEMASTER						
	Revenue						
	Fees		3,000				
	Expense						
	Operations and Maintenance				3,000		
	Account Total	0	3,000	0	3,000	0	0
210870-00000	FLD TRP:MAST489 UNDERWATER FORENSIC						
	Revenue						
	Fees		5,590				
	Expense						
	Operations and Maintenance				5,590		
	Account Total	0	5,590	0	5,590	0	0
210920-00000	FLD TRP:LIST:MAST331 ALT DIVING TEC						
	Revenue						
	Fees		1,700				
	Expense						
	Operations and Maintenance				1,700		
	Account Total	0	1,700	0	1,700	0	0
210930-00000	FLD TRP:LIST:POL 231-401 WRLD PLTC						
	Revenue						
	Fees		6,000				
	Expense						
	Operations and Maintenance				6,000		
	Account Total	0	6,000	0	6,000	0	0
210950-00000	FLD TRP:MAST 320-401 INTRO MUSEUMS						
	Revenue						
	Fees		2,400				
	Expense						
	Operations and Maintenance				2,400		
	Account Total	0	2,400	0	2,400	0	0

Printed on a Xerox 9700 Laser Printing System at the Computing Services Center / Texas A&M University

Form: URGB01 (02/05/85)

Account	Description	Beginning Balance	Revenues	Net Allocations	Expenditures	Increase (Decrease)	Ending Balance
210960-00000	FLD TRP:LIST:POLS 366 POL CONFLICTS						
	Revenue						
	Fees		2,400				
	Expense						
	Operations and Maintenance				2,400		
	Account Total	0	2,400	0	2,400	0	0
210970-00000	FLD TRP:MARS:GEOL 106-401 HIST GEOL						
	Revenue						
	Fees		4,000				
	Expense						
	Operations and Maintenance				4,000		
	Account Total	0	4,000	0	4,000	0	0
217180-00000	AFR YEAR END ENTRIES (60)						
	Revenue						
	Discounts and Allow		2,152,018-				
	Discounts and Allow		1,525,066-				
	Expense						
	Scholarship Discounts				3,677,084-		
	Account Total	0	3,677,084-	0	3,677,084-	0	0
230332-00000	IDC:RSCH MGMT FEES						
	Expense						
	Operations and Maintenance				275,000		
	Account Total	0	0	275,000	275,000	0	0
230399-00000	IDC:RESERVE						
	Expense						
	Operations and Maintenance				205,000		
	Account Total	0	0	205,000	205,000	0	0
230504-00000	IDC:RSCH MGMT SALARY						
	Expense						
	Salaries - Non-Faculty				194,253		
	Wages				5,000		
	Benefits				55,370		
	Operations and Maintenance				15,377		
	Account Total	0	0	270,000	270,000	0	0
230801-00000	FEDERAL GRANTS - INDIRECT COST						
	Revenue						
	Contracts and Grant		500,000				
	Account Total	0	500,000	500,000-	0	0	0
230802-00000	STATE GRANTS - INDIRECT COST						
	Revenue						
	Contracts and Grant		50,000				
	Account Total	0	50,000	50,000-	0	0	0

Printed on a Xerox 9700 Laser Printing System at the Computing Services Center / Texas A&M University

Form: URGB01 (02/05/85)

Account	Description	Beginning Balance	Revenues	Net Allocations	Expenditures	Increase (Decrease)	Ending Balance
230803-00000	PRIVATE GRANTS - INDIRECT COSTS						
	Revenue						
	Contracts and Grant		400,000				
	Account Total	0	400,000	400,000-	0	0	0
230899-00000	IDC RETAINAGE						
	Expense						
	Operations and Maintenance				200,000		
	Account Total	0	0	200,000	200,000	0	0
237000-00000	UAF:IS:UNIV ADVANCEMNT FEE						
	Revenue						
	Fees		4,298,490				
	Expense						
	Operations and Maintenance				244,800		
	Account Total	0	4,298,490	4,053,690-	244,800	0	0
237159-00000	UAF:RS:GRADUATE SALARY POOL						
	Expense						
	Salaries - Faculty				800,000		
	Salaries - Non-Faculty				85,000		
	Benefits				177,000		
	Account Total	0	0	1,062,000	1,062,000	0	0
237200-00000	UAF:AS:INFORMATION SERVICES						
	Expense						
	Salaries - Non-Faculty				54,156		
	Wages				60,000		
	Benefits				19,273		
	Operations and Maintenance				608,554		
	Account Total	0	0	741,983	741,983	0	0
237201-00000	UAF:AS:ADVISING:UNDERGRADUATE						
	Expense						
	Salaries - Non-Faculty				4,830		
	Wages				30,000		
	Benefits				1,894		
	Operations and Maintenance				88,290		
	Account Total	0	0	125,014	125,014	0	0
237202-00000	UAF:AS:STUDENT LIBRARY USE						
	Expense						
	Salaries - Faculty				1,732		
	Salaries - Non-Faculty				12,299		
	Wages				120,000		
	Benefits				3,228		
	Operations and Maintenance				798,221		
	Account Total	0	0	935,480	935,480	0	0

Printed on a Xerox 9700 Laser Printing System at the Computing Services Center / Texas A&M University

Form: URGB01 (02/05/85)

Account	Description	Beginning Balance	Revenues	Net Allocations	Expenditures	Increase (Decrease)	Ending Balance
237203-00000	UAF:AS:VESSEL USE FEE						
	Expense						
	Salaries - Non-Faculty				247,893		
	Benefits				82,500		
	Operations and Maintenance				49,005		
	Account Total	0	0	379,398	379,398	0	0
237204-00000	UAF:PURCHASED UTILITIES						
	Expense						
	Utilities				300,000		
	Account Total	0	0	300,000	300,000	0	0
237300-00000	UAF:AS:SOFTWARE LICENSING-STUDENT						
	Expense						
	Operations and Maintenance				82,594		
	Account Total	0	0	82,594	82,594	0	0
237600-00000	UAF:SF:INTERNATIONAL EDUCATION-GV						
	Expense						
	Operations and Maintenance				16,692		
	Account Total	0	0	16,692	16,692	0	0
237607-00000	UAF:SS:DIVERSITY & INCLUSION						
	Expense						
	Wages				7,500		
	Benefits				75		
	Operations and Maintenance				20,425		
	Account Total	0	0	28,000	28,000	0	0
237700-00000	UAF:SS:STUD ID CARDS						
	Expense						
	Operations and Maintenance				25,021		
	Account Total	0	0	25,021	25,021	0	0
237701-00000	UAF:SS:STUD SERVS:GENERAL						
	Expense						
	Salaries - Non-Faculty				7,129		
	Benefits				2,353		
	Operations and Maintenance				19,305		
	Account Total	0	0	28,787	28,787	0	0
237702-00000	UAF:SS:STUD SERVS:FIN'L AID						
	Expense						
	Salaries - Non-Faculty				27,063		
	Benefits				8,119		
	Account Total	0	0	35,182	35,182	0	0

Printed on a Xerox 9700 Laser Printing System at the Computing Services Center / Texas A&M University

Form: URGB01 (02/05/85)

Account	Description	Beginning Balance	Revenues	Net Allocations	Expenditures	Increase (Decrease)	Ending Balance
237703-00000	UAF:SS:STUD SERVS:CAREER PLAN/PLACE						
	Expense						
	Salaries - Non-Faculty				68,723		
	Wages				6,415		
	Benefits				23,405		
	Operations and Maintenance				40,277		
	Account Total	0	0	138,820	138,820	0	0
237704-00000	UAF:SS:STUD SERVS:STUD ACTIVITY						
	Expense						
	Salaries - Non-Faculty				5,873		
	Wages				23,000		
	Benefits				2,303		
	Operations and Maintenance				105,077		
	Account Total	0	0	136,253	136,253	0	0
237705-00000	UAF:SS:STUD SERVS:PUBLICATION						
	Expense						
	Wages				3,500		
	Benefits				35		
	Operations and Maintenance				2,931		
	Account Total	0	0	6,466	6,466	0	0
237706-00000	UAF:SS:STUD SERVS:SENATE						
	Expense						
	Operations and Maintenance				12,000		
	Account Total	0	0	12,000	12,000	0	0
238000-00000	DF:IS:DIFF TUIT:RESIDENT:UG						
	Revenue						
	Tuition - Designate		1,278,270				
	Account Total	0	1,278,270	1,278,270-	0	0	0
238100-00000	DF:IS:DIFF TUIT NON-RES:UG						
	Revenue						
	Tuition - Designate		92,307				
	Account Total	0	92,307	92,307-	0	0	0
238110-00000	DF:IS:DIFF TUIT NON-RES:UG(LOCAL)						
	Revenue						
	Tuition - Designate		200,000				
	Account Total	0	200,000	200,000-	0	0	0
238120-00000	DF:IS:DIFF TUIT NON-RES:UG LIC OPT						
	Revenue						
	Tuition - Designate		250,000				
	Account Total	0	250,000	250,000-	0	0	0

Printed on a Xerox 9700 Laser Printing System at the Computing Services Center / Texas A&M University

Form: URGB01 (02/05/85)

Account	Description	Beginning Balance	Revenues	Net Allocations	Expenditures	Increase (Decrease)	Ending Balance
238200-00000	DF:IS:DIFF TUIT LIC OPT:UG						
	Revenue						
	Tuition - Designate		404,435				
	Account Total	0	404,435	404,435-	0	0	0
239000-00000	DF:INSTRUCTION (ALLOC)						
	Expense						
	Operations and Maintenance				136,662		
	Account Total	0	0	136,662	136,662	0	0
239101-00000	DF:IN:WAVE OPERATIONS						
	Expense						
	Salaries - Non-Faculty				3,073		
	Benefits				1,540		
	Operations and Maintenance				5,387		
	Account Total	0	0	10,000	10,000	0	0
239103-00000	DF:IN:NAVAL SCIENCE						
	Expense						
	Operations and Maintenance				3,489		
	Account Total	0	0	3,489	3,489	0	0
239106-00000	DF:IN:TAMU ENGR POST DOCS						
	Expense						
	Salaries - Faculty				150,000		
	Benefits				50,000		
	Account Total	0	0	200,000	200,000	0	0
239107-00000	DF:AS:EXEC AVPAA DISCRETIONARY						
	Expense						
	Operations and Maintenance				230,000		
	Account Total	0	0	230,000	230,000	0	0
239108-00000	DF:SS:MAROON DELEGATE EVENTS						
	Expense						
	Operations and Maintenance				9,630		
	Account Total	0	0	9,630	9,630	0	0
239109-00000	DF:RS:POST DOC SALARIES						
	Expense						
	Salaries - Non-Faculty				50,000		
	Benefits				17,189		
	Account Total	0	0	67,189	67,189	0	0
239110-00000	DF:RS:GRADUATE STUDIES BOOST AWARD						
	Expense						
	Salaries - Non-Faculty				98,400		
	Benefits				19,793		
	Account Total	0	0	118,193	118,193	0	0

Printed on a Xerox 9700 Laser Printing System at the Computing Services Center / Texas A&M University

Form: URGB01 (02/05/85)

Account	Description	Beginning Balance	Revenues	Net Allocations	Expenditures	Increase (Decrease)	Ending Balance
239111-00000	DF:RS:UG:RESEARCH FELLOWSHIPS						
	Expense						
	Scholarships				20,000		
	Account Total	0	0	20,000	20,000	0	0
239112-00000	DF:RS:UG:RESEARCH TRAVEL						
	Expense						
	Operations and Maintenance				10,000		
	Account Total	0	0	10,000	10,000	0	0
239113-00000	DF:RS:GAR:GRAD 2 YR COMP AWARDS						
	Expense						
	Salaries - Non-Faculty				122,100		
	Benefits				24,288		
	Account Total	0	0	146,388	146,388	0	0
239114-00000	DF:RS:GAR:MARB IDP AWARD						
	Expense						
	Salaries - Non-Faculty				117,600		
	Benefits				24,163		
	Account Total	0	0	141,763	141,763	0	0
239115-00000	ADJUNCT FACULTY SALARY POOL						
	Expense						
	Salaries - Faculty				539,520		
	Benefits				134,880		
	Account Total	0	0	674,400	674,400	0	0
239251-00000	DF:AS:WRITING CENTER						
	Expense						
	Operations and Maintenance				43,910		
	Account Total	0	0	43,910	43,910	0	0
239252-00000	DF:AS:MATH LAB						
	Expense						
	Wages				40,000		
	Benefits				400		
	Operations and Maintenance				9,600		
	Account Total	0	0	50,000	50,000	0	0
239300-00000	DF:SS:SPORTS REC OPERATIONS						
	Expense						
	Operations and Maintenance				58,136		
	Account Total	0	0	58,136	58,136	0	0
239302-00000	DF:SS:SAILING						
	Expense						
	Operations and Maintenance				9,000		
	Account Total	0	0	9,000	9,000	0	0

Printed on a Xerox 9700 Laser Printing System at the Computing Services Center / Texas A&M University

Form: URGB01 (02/05/85)

Account	Description	Beginning Balance	Revenues	Net Allocations	Expenditures	Increase (Decrease)	Ending Balance
239350-00000	DF:IS:DEVELOPMENT OFFICE						
	Expense						
	Benefits				91		
	Operations and Maintenance				29,909		
	Account Total	0	0	30,000	30,000	0	0
240202-00000	DT:TAMUG-TAMU SOURCED SERVICES						
	Expense						
	Operations and Maintenance				955,418		
	Account Total	0	0	955,418	955,418	0	0
250001-00000	TEXAS SCIENCE OLYMPIAD						
	Revenue						
	Sales and Services		2,700				
	Expense						
	Operations and Maintenance				2,700		
	Account Total	0	2,700	0	2,700	0	0
260040-00000	FISCAL DEPARTMENT						
	Revenue						
	Fees		80,000				
	Expense						
	Salaries - Non-Faculty				32,518		
	Benefits				8,617		
	Operations and Maintenance				13,865		
	Account Total	0	80,000	25,000-	55,000	0	0
260116-00000	OTHER PHYSICAL EDUCATION USAGE						
	Revenue						
	Sales and Services		15,000				
	Expense						
	Salaries - Non-Faculty				2,485		
	Benefits				867		
	Operations and Maintenance				11,648		
	Account Total	0	15,000	0	15,000	0	0
260120-00000	ENROLLMENT MANAGMENT OFFICE						
	Expense						
	Salaries - Non-Faculty				16,876		
	Benefits				5,861		
	Operations and Maintenance				2,263		
	Account Total	0	0	25,000	25,000	0	0

Printed on a Xerox 9700 Laser Printing System at the Computing Services Center / Texas A&M University

Form: URGB01 (02/05/85)

Account	Description	Beginning Balance	Revenues	Net Allocations	Expenditures	Increase (Decrease)	Ending Balance
260180-00000	NEW STUDENT APPLICANT FEES						
	Revenue						
	Fees		125,000				
	Expense						
	Salaries - Non-Faculty				15,229		
	Wages				40,000		
	Benefits				21,650		
	Operations and Maintenance				48,121		
	Account Total	0	125,000	0	125,000	0	0
260500-00000	ALTERNATE SCHOOL TRAINING CRUISE						
	Revenue						
	Fees		3,600,000				
	Expense						
	Operations and Maintenance				3,600,000		
	Account Total	0	3,600,000	0	3,600,000	0	0
260600-00000	COMMERCIAL CRUISE FEE						
	Revenue						
	Fees		50,892				
	Expense						
	Salaries - Non-Faculty				41,242		
	Benefits				9,650		
	Account Total	0	50,892	0	50,892	0	0
261020-00000	NEED BASED SCHOLARSHIP FUNDS						
	Revenue						
	Contracts and Grant		9,800				
	Expense						
	Scholarships				9,800		
	Account Total	0	9,800	0	9,800	0	0
261100-00000	DT:DESIGNATED TUITION REVENUE						
	Revenue						
	Tuition - Designate		9,234,526				
	Expense						
	Operations and Maintenance				177,444		
	Account Total	0	9,234,526	9,057,082-	177,444	0	0
261110-00000	NON FUNDED COURSE FEE REVENUE						
	Revenue						
	Fees		252,812				
	Expense						
	Operations and Maintenance				252,812		
	Account Total	0	252,812	0	252,812	0	0

Printed on a Xerox 9700 Laser Printing System at the Computing Services Center / Texas A&M University

Form: URGB01 (02/05/85)

Account	Description	Beginning Balance	Revenues	Net Allocations	Expenditures	Increase (Decrease)	Ending Balance
261151-00000	TMA:CRUISE OPERATIONS_FEE						
	Revenue						
	Fees		405,000				
	Expense						
	Salaries - Non-Faculty				40,193		
	Benefits				9,600		
	Operations and Maintenance				355,207		
	Account Total	0	405,000	0	405,000	0	0
261160-00000	INTERNATIONAL STUDENT FEE						
	Revenue						
	Fees		3,000				
	Expense						
	Operations and Maintenance				3,000		
	Account Total	0	3,000	0	3,000	0	0
261200-00000	ADMINISTRATIVE OVERHEAD						
	Revenue						
	Sales and Services		450,000				
	Expense						
	Operations and Maintenance				40,000		
	Account Total	0	450,000	410,000-	40,000	0	0
261220-00000	GRAD:GRADUATE STUDENT ORIENTATION						
	Revenue						
	Sales and Services		3,500				
	Expense						
	Operations and Maintenance				3,500		
	Account Total	0	3,500	0	3,500	0	0
261250-00000	TPEG: RESIDENT						
	Expense						
	Scholarships				343,966		
	Account Total	0	0	343,966	343,966	0	0
261260-00000	TPEG: NONRESIDENT						
	Expense						
	Scholarships				40,629		
	Account Total	0	0	40,629	40,629	0	0
261270-00000	CONCESSIONS:VP & COO						
	Expense						
	Operations and Maintenance				4,000		
	Account Total	0	0	4,000	4,000	0	0

Printed on a Xerox 9700 Laser Printing System at the Computing Services Center / Texas A&M University

Form: URGB01 (02/05/85)

Account	Description	Beginning Balance	Revenues	Net Allocations	Expenditures	Increase (Decrease)	Ending Balance
261275-00000	CONCESSIONS:INCOME ACCOUNT						
	Revenue						
	Sales and Services		35,000				
	Expense						
	Operations and Maintenance				5,586		
	Account Total	0	35,000	29,414-	5,586	0	0
261276-00000	CONCESSIONS:STUDENT EVENTS						
	Expense						
	Operations and Maintenance				2,500		
	Account Total	0	0	2,500	2,500	0	0
261280-00000	CONCESSIONS:CAMPUS COACHING SUPPORT						
	Expense						
	Salaries - Faculty				18,648		
	Benefits				4,266		
	Account Total	0	0	22,914	22,914	0	0
261330-00000	DT:FIN'L AID:FLEX TUITION-RES UG						
	Expense						
	Scholarships				949,309		
	Account Total	0	0	949,309	949,309	0	0
261331-00000	DT:FIN'L AID:FLEX TUIT-RES:GRAD						
	Expense						
	Scholarships				75,723		
	Account Total	0	0	75,723	75,723	0	0
261370-00000	STAFF ADVISORY COUNCIL						
	Expense						
	Operations and Maintenance				10,000		
	Account Total	0	0	10,000	10,000	0	0
261390-00000	GRAD:GRAD PROGRAM FEE:MMAL-RES						
	Revenue						
	Fees		33,750				
	Expense						
	Operations and Maintenance				33,750		
	Account Total	0	33,750	0	33,750	0	0
261400-00000	GRAD:GRADUATE PROGRAM FEE:MMAL-NR						
	Revenue						
	Fees		30,000				
	Expense						
	Operations and Maintenance				30,000		
	Account Total	0	30,000	0	30,000	0	0

Printed on a Xerox 9700 Laser Printing System at the Computing Services Center / Texas A&M University

Form: URGB01 (02/05/85)

Account	Description	Beginning Balance	Revenues	Net Allocations	Expenditures	Increase (Decrease)	Ending Balance
261410-00000	OTHER DESIGNATED FOR BUDGET						
	Revenue						
	Fees		100,000				
	Sales and Services		100,000				
	Expense						
	Operations and Maintenance				200,000		
	Account Total	0	200,000	0	200,000	0	0
261420-00000	GRAD:MASTER MARINE RESOURCE:MARM-RE						
	Revenue						
	Fees		33,750				
	Expense						
	Operations and Maintenance				33,750		
	Account Total	0	33,750	0	33,750	0	0
261430-00000	MMAL PROGRAM FEE						
	Revenue						
	Fees		70,000				
	Expense						
	Salaries - Non-Faculty				10,000		
	Benefits				3,300		
	Operations and Maintenance				56,700		
	Account Total	0	70,000	0	70,000	0	0
261440-00000	GRAD:MASTER MARINE RESOURCE:MARM-NR						
	Revenue						
	Fees		30,000				
	Expense						
	Operations and Maintenance				30,000		
	Account Total	0	30,000	0	30,000	0	0
261500-00000	SAGO ASSESSMENT						
	Expense						
	Operations and Maintenance				455,407		
	Account Total	0	0	455,407	455,407	0	0
261540-00000	PROPERTY INSURANCE						
	Expense						
	Operations and Maintenance				400,000		
	Account Total	0	0	400,000	400,000	0	0
261590-00000	RECYCLING SERVICES						
	Expense						
	Operations and Maintenance				8,000		
	Account Total	0	0	8,000	8,000	0	0

Printed on a Xerox 9700 Laser Printing System at the Computing Services Center / Texas A&M University

Form: URGB01 (02/05/85)

Account	Description	Beginning Balance	Revenues	Net Allocations	Expenditures	Increase (Decrease)	Ending Balance
261600-00000	GRADUATE PROGRAM FEE						
	Revenue						
	Fees		190,000				
	Expense						
	Salaries - Non-Faculty				5,062		
	Benefits				1,655		
	Operations and Maintenance				183,283		
	Account Total	0	190,000	0	190,000	0	0
261680-00000	MARITIME CONSORTIUM						
	Expense						
	Operations and Maintenance				34,000		
	Account Total	0	0	34,000	34,000	0	0
261700-00000	TAMUG INSTITUTIONAL SUPPORT						
	Revenue						
	Investment Income		373,255				
	Expense						
	Other Non-Operating Expense				373,255		
	Account Total	0	373,255	0	373,255	0	0
261710-00000	VP & COO'S MERITORIOUS AWDS						
	Expense						
	Wages				3,000		
	Benefits				255		
	Operations and Maintenance				4,745		
	Account Total	0	0	8,000	8,000	0	0
261800-00000	INCOME EQUALIZATION						
	Revenue						
	Investment Income		600,000				
	Expense						
	Other Non-Operating Expense				600,000		
	Account Total	0	600,000	0	600,000	0	0
262030-00000	PARENT'S WEEKEND						
	Revenue						
	Sales and Services		22,000				
	Expense						
	Operations and Maintenance				22,000		
	Account Total	0	22,000	0	22,000	0	0
263100-00000	OUTSOURCED DINING/CHARTWELLS/MEAL						
	Revenue						
	Contracts and Grant		5,100,000				
	Expense						
	Operations and Maintenance				5,000,000		
	Equipment (Capitalized)				100,000		
	Account Total	0	5,100,000	0	5,100,000	0	0

Printed on a Xerox 9700 Laser Printing System at the Computing Services Center / Texas A&M University

Form: URGB01 (02/05/85)

Account	Description	Beginning Balance	Revenues	Net Allocations	Expenditures	Increase (Decrease)	Ending Balance
263330-00000	DF:FIN'L AID:FLEX TUITION RES-UG						
	Expense						
	Scholarships				266,252		
	Account Total	0	0	266,252	266,252	0	0
263400-00000	OUTSOURCED DINING:CHARTWELLS/COMM						
	Revenue						
	Sales and Services		815,000				
	Expense						
	Salaries - Non-Faculty				36,778		
	Benefits				9,846		
	Operations and Maintenance				236,837		
	Equipment (Capitalized)				250,000		
	Account Total	0	815,000	281,539-	533,461	0	0
264001-00000	DT:IN:ACADEMIC ENHANCEMENT OPS						
	Expense						
	Wages				80,000		
	Benefits				80		
	Operations and Maintenance				8,250		
	Account Total	0	0	88,330	88,330	0	0
264002-00000	DT:IN:FOUNDATIONAL SCIENCES						
	Expense						
	Salaries - Faculty				43,258		
	Salaries - Non-Faculty				629		
	Benefits				6,761		
	Operations and Maintenance				123,472		
	Account Total	0	0	174,120	174,120	0	0
264003-00000	DT:IN:MARINE BIOLOGY						
	Expense						
	Salaries - Faculty				90,743		
	Salaries - Non-Faculty				4,356		
	Wages				14,775		
	Benefits				25,972		
	Operations and Maintenance				154,299		
	Account Total	0	0	290,145	290,145	0	0
264004-00000	DT:IN:MARINE SCIENCE						
	Expense						
	Salaries - Faculty				46,929		
	Salaries - Non-Faculty				4,328		
	Wages				50,000		
	Benefits				23,934		
	Operations and Maintenance				115,734		
	Account Total	0	0	240,925	240,925	0	0

Printed on a Xerox 9700 Laser Printing System at the Computing Services Center / Texas A&M University

Form: URGB01 (02/05/85)

Account	Description	Beginning Balance	Revenues	Net Allocations	Expenditures	Increase (Decrease)	Ending Balance
264005-00000	DT:IN:MARINE ENGINEERING						
	Expense						
	Salaries - Faculty				9,453		
	Salaries - Non-Faculty				1,413		
	Wages				19,000		
	Benefits				3,776		
	Operations and Maintenance				71,758		
	Equipment (Capitalized)				5,000		
	Account Total	0	0	110,400	110,400	0	0
264006-00000	DT:IN:MART:MARITIME TRANSPORTATION						
	Expense						
	Salaries - Faculty				12,358		
	Salaries - Non-Faculty				1,267		
	Wages				36,000		
	Benefits				4,856		
	Operations and Maintenance				55,919		
	Account Total	0	0	110,400	110,400	0	0
264007-00000	DT:IN:MARITIME ADMINISTRATION						
	Expense						
	Salaries - Faculty				24,045		
	Salaries - Non-Faculty				33,387		
	Wages				5,736		
	Benefits				16,146		
	Operations and Maintenance				62,601		
	Account Total	0	0	141,915	141,915	0	0
264009-00000	DT:IN:LIBERAL STUDIES						
	Expense						
	Salaries - Faculty				24,774		
	Salaries - Non-Faculty				9,570		
	Wages				95,000		
	Benefits				18,661		
	Operations and Maintenance				193,121		
	Account Total	0	0	341,126	341,126	0	0
264012-00000	DT:IN:TMA-SUPERINTENDENT						
	Expense						
	Operations and Maintenance				4,905		
	Account Total	0	0	4,905	4,905	0	0
264013-00000	DT:IN:QEP INITIATIVES						
	Expense						
	Operations and Maintenance				4,600		
	Account Total	0	0	4,600	4,600	0	0

Printed on a Xerox 9700 Laser Printing System at the Computing Services Center / Texas A&M University

Form: URGB01 (02/05/85)

Account	Description	Beginning Balance	Revenues	Net Allocations	Expenditures	Increase (Decrease)	Ending Balance
264015-00000	DT:AS:MESSO OPERATIONS						
	Expense						
	Salaries - Non-Faculty				3,705		
	Wages				9,000		
	Benefits				1,374		
	Operations and Maintenance				60,121		
	Account Total	0	0	74,200	74,200	0	0
264016-00000	DT:IN:SIMULATOR OPERATIONS						
	Expense						
	Operations and Maintenance				20,000		
	Account Total	0	0	20,000	20,000	0	0
264017-00000	DT:IN:TMA-OFC OF COMMANDANT						
	Expense						
	Operations and Maintenance				19,609		
	Account Total	0	0	19,609	19,609	0	0
264018-00000	DT:IN:GRADUATE STUDENT SUPPORT						
	Expense						
	Scholarships				110,000		
	Account Total	0	0	110,000	110,000	0	0
264025-00000	DT:AS:DISABILITY SERVICES/ACCOMMOD						
	Expense						
	Operations and Maintenance				20,000		
	Account Total	0	0	20,000	20,000	0	0
264100-00000	DT:AS:ACADEMIC OPERATIONS						
	Expense						
	Salaries - Non-Faculty				7,991		
	Wages				3,000		
	Benefits				2,937		
	Operations and Maintenance				22,872		
	Account Total	0	0	36,800	36,800	0	0
264101-00000	DT:AS:COMMENCEMENT						
	Expense						
	Operations and Maintenance				30,000		
	Account Total	0	0	30,000	30,000	0	0
264103-00000	DT:AS:LIBRARY-DEPARTMENT OPERATING						
	Expense						
	Benefits				122		
	Operations and Maintenance				29,221		
	Account Total	0	0	29,343	29,343	0	0

Printed on a Xerox 9700 Laser Printing System at the Computing Services Center / Texas A&M University

Form: URGB01 (02/05/85)

Account	Description	Beginning Balance	Revenues	Net Allocations	Expenditures	Increase (Decrease)	Ending Balance
264104-00000	DT:AS:RGS-OFFICE OF GRADUATE PROGS						
	Expense						
	Salaries - Non-Faculty				916		
	Benefits				302		
	Operations and Maintenance				28,782		
	Account Total	0	0	30,000	30,000	0	0
264105-00000	DT:AS:ACADEMIC SUPPORT						
	Expense						
	Salaries - Non-Faculty				5,142		
	Benefits				1,882		
	Operations and Maintenance				27,976		
	Account Total	0	0	35,000	35,000	0	0
264200-00000	DT:IS:AVP ADMIN DISCRETIONARY						
	Expense						
	Benefits				61		
	Operations and Maintenance				15,292		
	Account Total	0	0	15,353	15,353	0	0
264201-00000	DT:IS:COMMITTEE TRAVEL						
	Expense						
	Operations and Maintenance				2,000		
	Account Total	0	0	2,000	2,000	0	0
264202-00000	DT:IS:HUMAN RESOURCES OPERATIONS						
	Expense						
	Salaries - Non-Faculty				3,589		
	Wages				44,642		
	Benefits				2,934		
	Operations and Maintenance				15,285		
	Account Total	0	0	66,450	66,450	0	0
264203-00000	DT:IS:INSTITUTIONAL MEMBERSHIPS						
	Expense						
	Operations and Maintenance				23,000		
	Account Total	0	0	23,000	23,000	0	0
264204-00000	DT:IS:BUDGETS & FINANCE						
	Expense						
	Salaries - Non-Faculty				1,829		
	Wages				24,000		
	Benefits				1,095		
	Operations and Maintenance				46,193		
	Account Total	0	0	73,117	73,117	0	0

Printed on a Xerox 9700 Laser Printing System at the Computing Services Center / Texas A&M University

Form: URGB01 (02/05/85)

Account	Description	Beginning Balance	Revenues	Net Allocations	Expenditures	Increase (Decrease)	Ending Balance
264205-00000	DT:IS:POLICE OPERATIONS						
	Expense						
	Salaries - Non-Faculty				8,325		
	Benefits				2,747		
	Operations and Maintenance				39,918		
	Account Total	0	0	50,990	50,990	0	0
264206-00000	DT:IS:TTVN SERVICES CHARGE						
	Expense						
	Operations and Maintenance				80,772		
	Account Total	0	0	80,772	80,772	0	0
264207-00000	DT:IS:VP & CHF OPER'N OFCR OPS ACCT						
	Expense						
	Salaries - Non-Faculty				19,440		
	Wages				20,000		
	Benefits				6,770		
	Operations and Maintenance				121,290		
	Account Total	0	0	167,500	167,500	0	0
264208-00000	DT:IS:BANK SERVICE CHARGES						
	Expense						
	Operations and Maintenance				160,000		
	Account Total	0	0	160,000	160,000	0	0
264217-00000	DT:IS:INSTIT'L STUDIES & PLANNING						
	Expense						
	Operations and Maintenance				8,690		
	Account Total	0	0	8,690	8,690	0	0
264218-00000	DT:IS:ENVIRONMENTAL HEALTH & SAFETY						
	Expense						
	Benefits				91		
	Operations and Maintenance				27,614		
	Account Total	0	0	27,705	27,705	0	0
264221-00000	DT:IS:TAMU-CIS PRINTING ASSESSMENT						
	Expense						
	Operations and Maintenance				108,253		
	Account Total	0	0	108,253	108,253	0	0
264222-00000	DT:IS:TELEPHONE OPERATIONS						
	Expense						
	Operations and Maintenance				167,646		
	Account Total	0	0	167,646	167,646	0	0

Printed on a Xerox 9700 Laser Printing System at the Computing Services Center / Texas A&M University

Form: URGB01 (02/05/85)

Account	Description	Beginning Balance	Revenues	Net Allocations	Expenditures	Increase (Decrease)	Ending Balance
264223-00000	DT:IS:VP & CHF OPER'N OFCR-HOUSING						
	Expense						
	Operations and Maintenance				52,044		
	Account Total	0	0	52,044	52,044	0	0
264224-00000	DT:IS:SWIMMING POOL OPERATIONS						
	Expense						
	Operations and Maintenance				25,000		
	Account Total	0	0	25,000	25,000	0	0
264225-00000	DT:IS:BACK GROUND SECURITY CHECK						
	Expense						
	Operations and Maintenance				16,000		
	Account Total	0	0	16,000	16,000	0	0
264226-00000	DT:IS:EMERGENCY OPERATIONS						
	Expense						
	Benefits				273		
	Operations and Maintenance				9,727		
	Account Total	0	0	10,000	10,000	0	0
264227-00000	DT:IS:DIVERSITY						
	Expense						
	Operations and Maintenance				5,000		
	Account Total	0	0	5,000	5,000	0	0
264228-00000	DT:IS:COMPLIANCE						
	Expense						
	Operations and Maintenance				12,500		
	Account Total	0	0	12,500	12,500	0	0
264332-00000	DT:RES ENH-RSCH MGMT						
	Expense						
	Wages				600		
	Benefits				6		
	Operations and Maintenance				8,018		
	Account Total	0	0	8,624	8,624	0	0
264399-00000	DT:RES ENH:ACADEMIC RESCH ENHANCE						
	Expense						
	Operations and Maintenance				50,000		
	Account Total	0	0	50,000	50,000	0	0
264400-00000	DT:PS:SCIENCE FAIR						
	Expense						
	Operations and Maintenance				4,000		
	Account Total	0	0	4,000	4,000	0	0

Printed on a Xerox 9700 Laser Printing System at the Computing Services Center / Texas A&M University

Form: URGB01 (02/05/85)

Account	Description	Beginning Balance	Revenues	Net Allocations	Expenditures	Increase (Decrease)	Ending Balance
264500-00000	DT:SF:SCHOLARSHIPS						
	Expense						
	Scholarships				275,000		
	Account Total	0	0	275,000	275,000	0	0
264600-00000	DT:SS PUBLICATIONS						
	Expense						
	Operations and Maintenance				37,000		
	Account Total	0	0	37,000	37,000	0	0
264601-00000	DT:SS:STUDENT AFFAIRS OPTS						
	Expense						
	Operations and Maintenance				12,970		
	Account Total	0	0	12,970	12,970	0	0
264603-00000	DT:SS:ADMISSION/RECORDS OPTS						
	Expense						
	Benefits				122		
	Operations and Maintenance				24,389		
	Account Total	0	0	24,511	24,511	0	0
264605-00000	DT:SS:RECRUITING INITIATIVES						
	Expense						
	Benefits				243		
	Operations and Maintenance				216,357		
	Account Total	0	0	216,600	216,600	0	0
264705-00000	DT:PL:OUTSOURCING:SSC BASE FEE						
	Expense						
	Operations and Maintenance				1,938,726		
	Account Total	0	0	1,938,726	1,938,726	0	0
264706-00000	DT:IS:MAIL SERVICE OPERATIONS						
	Expense						
	Salaries - Non-Faculty				11,319		
	Benefits				4,503		
	Operations and Maintenance				3,081		
	Account Total	0	0	18,903	18,903	0	0
264710-00000	DT:PL:PURCHASED UTILITIES						
	Expense						
	Utilities				1,088,000		
	Account Total	0	0	1,088,000	1,088,000	0	0

Printed on a Xerox 9700 Laser Printing System at the Computing Services Center / Texas A&M University

Form: URGB01 (02/05/85)

Account	Description	Beginning Balance	Revenues	Net Allocations	Expenditures	Increase (Decrease)	Ending Balance
264711-00000	DT:IN:TMA-SHIP OPERATIONS						
	Expense						
	Salaries - Non-Faculty				9,471		
	Wages				20,000		
	Benefits				5,125		
	Operations and Maintenance				125,404		
	Account Total	0	0	160,000	160,000	0	0
264712-00000	DT:IN:STCW OPERATIONS						
	Expense						
	Salaries - Non-Faculty				8,556		
	Benefits				2,839		
	Operations and Maintenance				9,105		
	Account Total	0	0	20,500	20,500	0	0
265020-00000	CONT ED:CONTINUING EDUCATION						
	Revenue						
	Sales and Services		85,000				
	Expense						
	Salaries - Non-Faculty				9,987		
	Wages				26,500		
	Benefits				3,108		
	Operations and Maintenance				45,405		
	Account Total	0	85,000	0	85,000	0	0
265030-00000	CONT ED:EDU OUTREACH: SEA CAMP						
	Revenue						
	Sales and Services		800,000				
	Expense						
	Salaries - Non-Faculty				223,773		
	Wages				110,000		
	Benefits				74,364		
	Operations and Maintenance				391,863		
	Account Total	0	800,000	0	800,000	0	0
265050-00000	CONT ED:EDU OUTREACH:SEA CMP KIDS						
	Revenue						
	Sales and Services		80,000				
	Expense						
	Salaries - Non-Faculty				2,098		
	Benefits				723		
	Operations and Maintenance				77,179		
	Account Total	0	80,000	0	80,000	0	0

Printed on a Xerox 9700 Laser Printing System at the Computing Services Center / Texas A&M University

Form: URGB01 (02/05/85)

Account	Description	Beginning Balance	Revenues	Net Allocations	Expenditures	Increase (Decrease)	Ending Balance
265080-00000	CONT EDU:OUTREACH:TALENTED/GIFTED						
	Revenue						
	Sales and Services		130,000				
	Expense						
	Salaries - Non-Faculty				40,752		
	Wages				3,000		
	Benefits				11,940		
	Operations and Maintenance				74,308		
	Account Total	0	130,000	0	130,000	0	0
265100-00000	CONT ED:COURSES						
	Revenue						
	Sales and Services		10,000				
	Expense						
	Operations and Maintenance				10,000		
	Account Total	0	10,000	0	10,000	0	0
265130-00000	SALT CAMP						
	Revenue						
	Sales and Services		58,700				
	Expense						
	Operations and Maintenance				58,700		
	Account Total	0	58,700	0	58,700	0	0
265240-00000	SUBSTANCE ABUSE PREVENTION PROGRAM						
	Revenue						
	Fees		1,000				
	Expense						
	Operations and Maintenance				1,000		
	Account Total	0	1,000	0	1,000	0	0
265260-00000	CNED:CMTS:MARINER COURSES						
	Revenue						
	Sales and Services		5,000				
	Expense						
	Operations and Maintenance				5,000		
	Account Total	0	5,000	0	5,000	0	0
265280-00000	CNED:CMTS:US POWERBOATING COURSES						
	Revenue						
	Sales and Services		10,000				
	Expense						
	Operations and Maintenance				10,000		
	Account Total	0	10,000	0	10,000	0	0

Printed on a Xerox 9700 Laser Printing System at the Computing Services Center / Texas A&M University

Form: URGB01 (02/05/85)

Account	Description	Beginning Balance	Revenues	Net Allocations	Expenditures	Increase (Decrease)	Ending Balance
266000-00000	PLACEMENT TESTING FEE						
	Revenue						
	Fees		200				
	Expense						
	Operations and Maintenance				200		
	Account Total	0	200	0	200	0	0
266100-00000	STUDENT CENTER COMPLEX FEE						
	Revenue						
	Fees		350,000				
	Expense						
	Salaries - Non-Faculty				100,625		
	Benefits				38,821		
	Operations and Maintenance				173,954		
	Account Total	0	350,000	36,600-	313,400	0	0
266110-00000	STUDENT HEALTH FEE						
	Revenue						
	Fees		185,000				
	Expense						
	Salaries - Non-Faculty				10,439		
	Benefits				3,438		
	Operations and Maintenance				171,123		
	Account Total	0	185,000	0	185,000	0	0
266120-00000	STUDENT ORIENTATION CONFERENCE FEE						
	Revenue						
	Sales and Services		120,000				
	Expense						
	Operations and Maintenance				120,000		
	Account Total	0	120,000	0	120,000	0	0
266150-00000	STUDENT SERVICE FEE DEBT SERVICE						
	Revenue						
	Fees		99,024				
	Account Total	0	99,024	99,024-	0	0	0
266170-00000	RECREATIONAL SPORTS CENTER FEE						
	Revenue						
	Fees		425,000				
	Expense						
	Salaries - Non-Faculty				98,837		
	Wages				70,500		
	Benefits				32,255		
	Operations and Maintenance				223,408		
	Account Total	0	425,000	0	425,000	0	0

Printed on a Xerox 9700 Laser Printing System at the Computing Services Center / Texas A&M University

Form: URGB01 (02/05/85)

Account	Description	Beginning Balance	Revenues	Net Allocations	Expenditures	Increase (Decrease)	Ending Balance
266300-00000	MESSO:UG:VESSEL USE FEE						
	Revenue						
	Fees		470,529				
	Expense						
	Wages				30,000		
	Benefits				3,000		
	Operations and Maintenance				328,729		
	Account Total	0	470,529	108,800-	361,729	0	0
267030-00000	FACILITIES BILLING-EXTERNAL GROUPS						
	Revenue						
	Sales and Services		4,000				
	Expense						
	Operations and Maintenance				4,000		
	Account Total	0	4,000	0	4,000	0	0
267040-00000	CAMPUS PREVIEW						
	Revenue						
	Sales and Services		10,000				
	Expense						
	Operations and Maintenance				10,000		
	Account Total	0	10,000	0	10,000	0	0
267050-00000	INVESTMENT EARNINGS						
	Revenue						
	Investment Income		784,419				
	Account Total	0	784,419	784,419-	0	0	0
267051-00000	AVP FINANCE DISCRETIONARY						
	Expense						
	Operations and Maintenance				10,000		
	Account Total	0	0	10,000	10,000	0	0
267054-00000	IKE DIKE PROJECT - SALARIES						
	Expense						
	Salaries - Non-Faculty				60,163		
	Benefits				18,349		
	Account Total	0	0	78,512	78,512	0	0
267057-00000	VP & COO'S:LEADERSHIP PROGRAM						
	Expense						
	Operations and Maintenance				20,000		
	Account Total	0	0	20,000	20,000	0	0
267090-00000	HONORS PROGRAM						
	Expense						
	Operations and Maintenance				13,000		
	Account Total	0	0	13,000	13,000	0	0

Printed on a Xerox 9700 Laser Printing System at the Computing Services Center / Texas A&M University

Form: URGB01 (02/05/85)

Account	Description	Beginning Balance	Revenues	Net Allocations	Expenditures	Increase (Decrease)	Ending Balance
267100-00000	CAREER FAIR						
	Revenue						
	Sales and Services		7,000				
	Expense						
	Operations and Maintenance				7,000		
	Account Total	0	7,000	0	7,000	0	0
267600-00000	MARKETING PLAN						
	Expense						
	Operations and Maintenance				142,500		
	Account Total	0	0	142,500	142,500	0	0
267601-00000	EXTERNAL RELATIONS/CAMPUS OUTREACH						
	Expense						
	Operations and Maintenance				15,000		
	Account Total	0	0	15,000	15,000	0	0
269020-00000	WAIVERS:DESIGNATED: EXPENSE (SF)						
	Revenue						
	Exemptions		1,033,110				
	Expense						
	Scholarships				1,033,110		
	Account Total	0	1,033,110	0	1,033,110	0	0
269080-00000	E-PAY CONVENIENCE FEE-CREDIT CARDS						
	Revenue						
	Sales and Services		10,000				
	Expense						
	Operations and Maintenance				10,000		
	Account Total	0	10,000	0	10,000	0	0
269901-00000	INCOME CONTINGENCY-DT: STUDENT FEES						
	Revenue						
	Fees		400,000				
	Expense						
	Operations and Maintenance				400,000		
	Account Total	0	400,000	0	400,000	0	0

Printed on a Xerox 9700 Laser Printing System at the Computing Services Center / Texas A&M University

Form: URGB01 (02/05/85)

Account	Description	Beginning Balance	Revenues	Net Allocations	Expenditures	Increase (Decrease)	Ending Balance
Designated Funds - Board Approved							
	Revenue						
	Tuition - Designate		11,459,538				
	Discounts and Allow		2,152,018-				
	Fees		11,570,647				
	Discounts and Allow		1,525,066-				
	Exemptions		1,033,110				
	Contracts and Grant		6,059,800				
	Sales and Services		2,772,900				
	Investment Income		1,757,674				
	Expense						
	Salaries - Faculty				1,761,460		
	Salaries - Non-Faculty				1,980,682		
	Wages				1,000,168		
	Benefits				1,043,076		
	Utilities				1,388,000		
	Scholarships				3,123,789		
	Scholarship Discounts				3,677,084-		
	Operations and Maintenance				22,648,911		
	Equipment (Capitalized)				355,000		
	Other Non-Operating Expense				973,255		
	Grand Total	0	30,976,585	379,328-	30,597,257	0	0

Printed on a Xerox 9700 Laser Printing System at the Computing Services Center / Texas A&M University

Form: URGB01 (02/05/85)

Account	Description	Beginning Balance	Revenues	Net Allocations	Expenditures	Increase (Decrease)	Ending Balance
290010-00000	UCI RESERVE						
	Revenue						
	Sales and Services		75,000				
	Expense						
	Operations and Maintenance				75,000		
	Account Total	0	75,000	0	75,000	0	0
290020-00000	COPY CENTER REVOLVING FUND						
	Revenue						
	Sales and Services		150,000				
	Expense						
	Salaries - Non-Faculty				24,964		
	Benefits				10,860		
	Operations and Maintenance				114,176		
	Account Total	0	150,000	0	150,000	0	0
290040-00000	TELEPHONE OPERATIONS						
	Revenue						
	Sales and Services		70,000				
	Expense						
	Operations and Maintenance				70,000		
	Account Total	0	70,000	0	70,000	0	0
290050-00000	UNIVERSITY MAIL SERVICE						
	Revenue						
	Sales and Services		3,500				
	Expense						
	Operations and Maintenance				3,500		
	Account Total	0	3,500	0	3,500	0	0
290060-00000	UNIVERSITY MAIL - POSTAGE						
	Revenue						
	Sales and Services		35,000				
	Expense						
	Operations and Maintenance				35,000		
	Account Total	0	35,000	0	35,000	0	0
290070-00000	FACILITIES SERVICES REVOLVING						
	Revenue						
	Sales and Services		3,600				
	Expense						
	Operations and Maintenance				3,600		
	Account Total	0	3,600	0	3,600	0	0

Printed on a Xerox 9700 Laser Printing System at the Computing Services Center / Texas A&M University

Form: URGB01 (02/05/85)

Account	Description	Beginning Balance	Revenues	Net Allocations	Expenditures	Increase (Decrease)	Ending Balance
290200-00000	SWIMMING POOL-REVOLVING						
	Revenue						
	Sales and Services		10,000				
	Expense						
	Operations and Maintenance				10,000		
	Account Total	0	10,000	0	10,000	0	0
290230-00000	RMO:POSTER PRINTING						
	Revenue						
	Sales and Services		1,600				
	Expense						
	Operations and Maintenance				1,600		
	Account Total	0	1,600	0	1,600	0	0
290310-00000	LIST:AQUANAUTICS RECHARGE CNTR						
	Revenue						
	Sales and Services		20,000				
	Expense						
	Wages				5,424		
	Benefits				550		
	Operations and Maintenance				14,026		
	Account Total	0	20,000	0	20,000	0	0
290600-00000	MESSO OPERATIONS REVOLVING						
	Revenue						
	Sales and Services		100,000				
	Expense						
	Salaries - Non-Faculty				71,146		
	Benefits				23,236		
	Operations and Maintenance				5,618		
	Account Total	0	100,000	0	100,000	0	0

Printed on a Xerox 9700 Laser Printing System at the Computing Services Center / Texas A&M University

Form: URGB01 (02/05/85)

Account	Description	Beginning Balance	Revenues	Net Allocations	Expenditures	Increase (Decrease)	Ending Balance
Designated Service Departments - Board Approved							
	Revenue						
	Sales and Services		468,700				
	Expense						
	Salaries - Non-Faculty				96,110		
	Wages				5,424		
	Benefits				34,646		
	Operations and Maintenance				332,520		
	Grand Total	0	468,700	0	468,700	0	0

Printed on a Xerox 9700 Laser Printing System at the Computing Services Center / Texas A&M University

Form: URGB01 (02/05/85)

Account	Description	Beginning Balance	Revenues	Net Allocations	Expenditures	Increase (Decrease)	Ending Balance

****
* *
* BLANK PAGE *
* *
****

Printed on a Xerox 9700 Laser Printing System at the Computing Services Center / Texas A&M University

Form: URGB01 (02/05/85)

Account	Description	Beginning Balance	Revenues	Net Allocations	Expenditures	Increase (Decrease)	Ending Balance
340060-00000	PARKING FEES						
	Revenue						
	Sales and Services		500,000				
	Expense						
	Operations and Maintenance				25,618		
	Account Total	0	500,000	474,382-	25,618	0	0
340061-00000	PARKING FEES:POLICE PARKING OPS						
	Expense						
	Salaries - Non-Faculty				5,596		
	Wages				18,000		
	Benefits				3,013		
	Operations and Maintenance				92,318		
	Account Total	0	0	118,927	118,927	0	0
340062-00000	PARKING FEES:MAINTENANCE						
	Expense						
	Operations and Maintenance				271,577		
	Account Total	0	0	271,577	271,577	0	0
340070-00000	APPLICATION FEE(HOUSING)						
	Revenue						
	Sales and Services		60,000				
	Expense						
	Operations and Maintenance				60,000		
	Account Total	0	60,000	0	60,000	0	0
340080-00000	RES HALLS:REVENUE						
	Revenue						
	Sales and Services		4,500,000				
	Account Total	0	4,500,000	4,500,000-	0	0	0
340081-00000	RES HALLS:ADMIN:INSURANCE						
	Expense						
	Salaries - Non-Faculty				18,992		
	Benefits				6,059		
	Operations and Maintenance				642,733		
	Account Total	0	0	667,784	667,784	0	0
340082-00000	RES HALLS:ADVISING						
	Expense						
	Salaries - Non-Faculty				15,328		
	Wages				75,000		
	Benefits				16,113		
	Operations and Maintenance				46,400		
	Account Total	0	0	152,841	152,841	0	0

Printed on a Xerox 9700 Laser Printing System at the Computing Services Center / Texas A&M University

Form: URGB01 (02/05/85)

Account	Description	Beginning Balance	Revenues	Net Allocations	Expenditures	Increase (Decrease)	Ending Balance
340083-00000	RES HALLS:COMMUNICATIONS						
	Expense						
	Operations and Maintenance				270,000		
	Account Total	0	0	270,000	270,000	0	0
340085-00000	RES HALLS:MAINTENANCE						
	Expense						
	Operations and Maintenance				331,608		
	Account Total	0	0	331,608	331,608	0	0
340086-00000	RES HALLS:SUMMER COORDINATION						
	Expense						
	Salaries - Faculty				22,130		
	Salaries - Non-Faculty				5,775		
	Wages				4,000		
	Benefits				7,903		
	Account Total	0	0	39,808	39,808	0	0
340087-00000	RES HALLS:RESIDENTIAL SERVICES						
	Expense						
	Salaries - Non-Faculty				182,387		
	Benefits				57,691		
	Operations and Maintenance				51,264		
	Account Total	0	0	291,342	291,342	0	0
340088-00000	RES HALLS:UTILITIES						
	Expense						
	Utilities				231,654		
	Account Total	0	0	231,654	231,654	0	0
340090-00000	RES HALLS:MAIL SERVICE						
	Expense						
	Salaries - Non-Faculty				6,506		
	Benefits				2,074		
	Operations and Maintenance				23,484		
	Account Total	0	0	32,064	32,064	0	0
340091-00000	RES HALLS:LAUNDRY CONTRACT						
	Expense						
	Operations and Maintenance				39,582		
	Account Total	0	0	39,582	39,582	0	0
340092-00000	RES HALLS:SS:CONCESSIONS						
	Expense						
	Operations and Maintenance				1,500		
	Account Total	0	0	1,500	1,500	0	0

Printed on a Xerox 9700 Laser Printing System at the Computing Services Center / Texas A&M University

Form: URGB01 (02/05/85)

Account	Description	Beginning Balance	Revenues	Net Allocations	Expenditures	Increase (Decrease)	Ending Balance
340093-00000	RES HALLS:FAMILY WEEKEND						
	Expense						
	Operations and Maintenance				6,000		
	Account Total	0	0	6,000	6,000	0	0
340094-00000	RES HALLS:OTHER						
	Expense						
	Salaries - Non-Faculty				9,224		
	Wages				4,100		
	Benefits				3,606		
	Operations and Maintenance				11,304		
	Account Total	0	0	28,234	28,234	0	0
340130-00000	AFR YEAR END ENTRIES_(70)						
	Revenue						
	Discounts and Allow		924,912-				
	Account Total	0	924,912-	924,912	0	0	0
340140-00000	RESIDENTIAL HOUSING:PRIVITIZED						
	Revenue						
	Sales and Services		1,050,000				
	Expense						
	Salaries - Non-Faculty				30,593		
	Benefits				11,625		
	Utilities				165,000		
	Operations and Maintenance				842,782		
	Account Total	0	1,050,000	0	1,050,000	0	0
340150-00000	BOOKSTORE						
	Revenue						
	Sales and Services		1,200,000				
	Expense						
	Salaries - Non-Faculty				187,402		
	Wages				18,875		
	Benefits				65,262		
	Operations and Maintenance				928,461		
	Account Total	0	1,200,000	0	1,200,000	0	0
349902-00000	INCOME CONTINGENCY-AUX SERVICES						
	Revenue						
	Sales and Services		300,000				
	Expense						
	Operations and Maintenance				300,000		
	Account Total	0	300,000	0	300,000	0	0

Printed on a Xerox 9700 Laser Printing System at the Computing Services Center / Texas A&M University

Form: URGB01 (02/05/85)

Account	Description	Beginning Balance	Revenues	Net Allocations	Expenditures	Increase (Decrease)	Ending Balance
Auxiliary Enterprises - Board Approved							
	Revenue						
	Sales and Services		7,610,000				
	Discounts and Allow		924,912-				
	Expense						
	Salaries - Faculty				22,130		
	Salaries - Non-Faculty				461,803		
	Wages				119,975		
	Benefits				173,346		
	Utilities				396,654		
	Operations and Maintenance				3,944,631		
	Grand Total	0	6,685,088	1,566,549-	5,118,539	0	0

Printed on a Xerox 9700 Laser Printing System at the Computing Services Center / Texas A&M University

Form: URGB01 (02/05/85)

Account	Description	Beginning Balance	Revenues	Net Allocations	Expenditures	Increase (Decrease)	Ending Balance
424200-00000	MARAD-TMA SHIP OPERATIONS						
	Expense						
	Salaries - Non-Faculty				394,635		
	Operations and Maintenance				114,203		
	Account Total	0	0	508,838	508,838	0	0
424204-00000	MARAD-UNALLOCATED FUNDS						
	Revenue						
	Contracts and Grant		600,000				
	Expense						
	Operations and Maintenance				91,162		
	Account Total	0	600,000	508,838-	91,162	0	0
424205-00000	MARAD-SHIP FUEL						
	Revenue						
	Contracts and Grant		120,000				
	Expense						
	Operations and Maintenance				120,000		
	Account Total	0	120,000	0	120,000	0	0
424981-00000	ED-FEDERAL PELL GRANT 2017-2018						
	Revenue						
	Student Financial A		3,028,145				
	Expense						
	Scholarships				3,028,145		
	Account Total	0	3,028,145	0	3,028,145	0	0
424982-00000	ED-FEDERAL WORK STUDY 2017-2018						
	Revenue						
	Student Financial A		42,470				
	Expense						
	Wages				42,470		
	Account Total	0	42,470	0	42,470	0	0
424984-00000	ED-FEDERAL SUPP ED OPP PROG 17-18						
	Revenue						
	Student Financial A		51,558				
	Expense						
	Scholarships				51,558		
	Account Total	0	51,558	0	51,558	0	0
480998-00000	AFR - OSRS ACCOUNTS						
	Revenue						
	Contracts and Grant		2,145,326				
	Expense						
	Operations and Maintenance				2,145,326		
	Account Total	0	2,145,326	0	2,145,326	0	0

Printed on a Xerox 9700 Laser Printing System at the Computing Services Center / Texas A&M University

Form: URGB01 (02/05/85)

Account	Description	Beginning Balance	Revenues	Net Allocations	Expenditures	Increase (Decrease)	Ending Balance
480999-00000	ESTIMATED CONTRACTS & GRANTS-BUDGET						
	Revenue						
	Contracts and Grant		3,868,821				
	Expense						
	Salaries - Faculty				900,000		
	Salaries - Non-Faculty				400,000		
	Benefits				842,000		
	Scholarships				200,000		
	Operations and Maintenance				1,526,821		
	Account Total	0	3,868,821	0	3,868,821	0	0
529007-00000	AFR YEAR END ENTRIES (60)						
	Expense						
	Scholarship Discounts				924,912-		
	Account Total	0	0	924,912-	924,912-	0	0
529999-00000	ESTIMATED GIFTS-BUDGET ONLY						
	Revenue						
	Gifts		1,050,000				
	Expense						
	Operations and Maintenance				1,050,000		
	Account Total	0	1,050,000	0	1,050,000	0	0
699999-00000	ESTIMATED SCHOLARSHIPS-BUDGET ONLY						
	Revenue						
	Gifts		700,000				
	Expense						
	Scholarships				700,000		
	Account Total	0	700,000	0	700,000	0	0

Printed on a Xerox 9700 Laser Printing System at the Computing Services Center / Texas A&M University

Form: URGB01 (02/05/85)

Account	Description	Beginning Balance	Revenues	Net Allocations	Expenditures	Increase (Decrease)	Ending Balance
Restricted Funds - Board Approved							
	Revenue						
	Contracts and Grant		6,734,147				
	Student Financial A		3,122,173				
	Gifts		1,750,000				
	Expense						
	Salaries - Faculty				900,000		
	Salaries - Non-Faculty				794,635		
	Wages				42,470		
	Benefits				842,000		
	Scholarships				3,979,703		
	Scholarship Discounts				924,912-		
	Operations and Maintenance				5,047,512		
	Grand Total	0	11,606,320	924,912-	10,681,408	0	0

Printed on a Xerox 9700 Laser Printing System at the Computing Services Center / Texas A&M University

Form: URGB01 (02/05/85)

Account	Description	Beginning Balance	Revenues	Net Allocations	Expenditures	Increase (Decrease)	Ending Balance

****
* *
* BLANK PAGE *
* *
****

Printed on a Xerox 9700 Laser Printing System at the Computing Services Center / Texas A&M University

Form: URGB01 (02/05/85)

Account	Description	Beginning Balance	Revenues	Net Allocations	Expenditures	Increase (Decrease)	Ending Balance

This section not used.

Printed on a Xerox 9700 Laser Printing System at the Computing Services Center / Texas A&M University

Form: URGB01 (02/05/85)

Account	Description	Beginning Balance	Revenues	Net Allocations	Expenditures	Increase (Decrease)	Ending Balance

****
*   *
* BLANK PAGE *
*   *
****

Printed on a Xerox 9700 Laser Printing System at the Computing Services Center / Texas A&M University

Form: URGB01 (02/05/85)

CC	Account	Transaction Description	- Offset - CC	Account	Amount	Actual Entry From CC	Account	To CC	Account	Feed	Mand
10	010000	EDUCATIONAL & GENERAL INCOME									
		TUI GRAD DIFF	10	011180	77,238.00-	10	101800-00000	10	011180	Y	
		LAB FEES:MARINE ENGINEERING	10	011180	11,402.00-	10	101853-00000	10	011180	Y	
		LAB FEES:MARINE BIOLOGY	10	011180	43,463.00-	10	101843-00000	10	011180	Y	
		LAB FEES:FOUNDATIONAL SCIENCES	10	011180	30,730.00-	10	101833-00000	10	011180	Y	
		LAB FEES:LIBERAL STUDIES	10	011180	10,321.00-	10	101823-00000	10	011180	Y	
		WAIVERS:TUITION (REVENUE)	10	011180	904,168.00-	10	101815-00000	10	011180	Y	
		TUI GRAD DIFF	10	011180	160,682.00-	10	101812-00000	10	011180	Y	
		WAIVERS:LAB FEES (REVENUE)	10	011180	4,522.00-	10	101816-00000	10	011180	Y	
		STAT TUI-TAMUG	10	011180	8,315.00-	10	101808-00000	10	011180	Y	
		STATE-PAID BENEFITS (REVENUE)	10	011180	1,905,203.00-	10	100438-00000	10	011180	Y	
		INTEREST INCOME OF FUND 275	10	011180	30,000.00-	10	102805-00000	10	011180	Y	
		LAB FEES:NAVAL SCIENCE	10	011180	1,277.00-	10	101893-00000	10	011180	Y	
		INTEREST INCOME	10	011180	225,000.00-	10	102806-00000	10	011180	Y	
		LAB FEES:MARINE SCIENCE	10	011180	7,682.00-	10	101863-00000	10	011180	Y	
		ERS-GIP	10	011180	1,967,573.00-	10	100427-00000	10	011180	Y	
		STAT TUI-TAMUG	10	011180	663,531.00-	10	101804-00000	10	011180	Y	
		STAT TUI-TAMUG	10	011180	73,668.00-	10	101807-00000	10	011180	Y	
		STAT TUI-TAMUG	10	011180	201,827.00-	10	101806-00000	10	011180	Y	
		TUI GRAD DIFF	10	011180	17,808.00-	10	101806-00000	10	011180	Y	
		STAT TUI-TAMUG	10	011180	52,036.00-	10	101805-00000	10	011180	Y	
		STATE BASIC AID	10	011180	21,906,357.00-	10	100424-00000	10	011180	Y	
		STAT TUI-TAMUG	10	011180	743,865.00-	10	101803-00000	10	011180	Y	
		STAT TUI-TAMUG	10	011180	875,368.00-	10	101800-00000	10	011180	Y	
		TUI GRAD DIFF	10	011180	65,635.00-	10	101803-00000	10	011180	Y	
		STAT TUI-TAMUG	10	011180	67,732.00-	10	101802-00000	10	011180	Y	
		STAT TUI-TAMUG	10	011180	576,475.00-	10	101801-00000	10	011180	Y	
		COLLEGE WORK STUDY PROG STATE	10	011180	8,791.00-	10	100419-00000	10	011180	Y	
		OYSTER STUDY & ANALYSIS	10	011180	70,159.00-	10	100428-00000	10	011180	Y	
		TPEG:RESIDENT	10	026125	154,477.00-	10	101800-00000	10	261250-00000	N	
		TPEG:RESIDENT	10	026125	9,183.00-	10	101805-00000	10	261250-00000	N	
		TPEG:RESIDENT	10	026125	35,616.00-	10	101806-00000	10	261250-00000	N	
		TPEG:RESIDENT	10	026125	131,270.00-	10	101803-00000	10	261250-00000	N	
		TPEG:RESIDENT	10	026125	1,467.00-	10	101808-00000	10	261250-00000	N	
		TPEG:RESIDENT	10	026125	11,953.00-	10	101802-00000	10	261250-00000	N	
		TPEG:NON-RESIDENT	10	026126	17,829.00-	10	101801-00000	10	261260-00000	N	
		TPEG:NON-RESIDENT	10	026126	2,278.00-	10	101807-00000	10	261260-00000	N	
		TPEG:NON-RESIDENT	10	026126	20,522.00-	10	101804-00000	10	261260-00000	N	
		** Decrease in Fund Balance **			31,095,423.00-						
10	011180	UNAPPROPRIATED INCOME									
		LAB FEES:NAVAL SCIENCE	10	010000	1,277.00	10	101893-00000	10	011180	Y	
		INTEREST INCOME OF FUND 275	10	010000	30,000.00	10	102805-00000	10	011180	Y	
		LAB FEES:MARINE ENGINEERING	10	010000	11,402.00	10	101853-00000	10	011180	Y	
		LAB FEES:MARINE SCIENCE	10	010000	7,682.00	10	101863-00000	10	011180	Y	
		INTEREST INCOME	10	010000	225,000.00	10	102806-00000	10	011180	Y	
		LAB FEES:FOUNDATIONAL SCIENCES	10	010000	30,730.00	10	101833-00000	10	011180	Y	

Printed on a Xerox 9700 Laser Printing System at the Computing Services Center / Texas A&M University

Form: URGB01 (02/05/85)

CC	Account	Transaction Description	- Offset - CC	Offset - Account	Amount	Actual Entry - From CC	From - Account	Actual Entry - To CC	To - Account	Feed	Mand
10	011180	UNAPPROPRIATED INCOME									
		LAB FEES:LIBERAL STUDIES	10	010000	10,321.00	10	101823-00000	10	011180	Y	
		WAIVERS:LAB FEES (REVENUE)	10	010000	4,522.00	10	101816-00000	10	011180	Y	
		STAT TUI-TAMUG	10	010000	8,315.00	10	101808-00000	10	011180	Y	
		LAB FEES:MARINE BIOLOGY	10	010000	43,463.00	10	101843-00000	10	011180	Y	
		TUI GRAD DIFF	10	010000	160,682.00	10	101812-00000	10	011180	Y	
		WAIVERS:TUITION (REVENUE)	10	010000	904,168.00	10	101815-00000	10	011180	Y	
		STAT TUI-TAMUG	10	010000	52,036.00	10	101805-00000	10	011180	Y	
		STAT TUI-TAMUG	10	010000	73,668.00	10	101807-00000	10	011180	Y	
		STAT TUI-TAMUG	10	010000	201,827.00	10	101806-00000	10	011180	Y	
		TUI GRAD DIFF	10	010000	17,808.00	10	101806-00000	10	011180	Y	
		STAT TUI-TAMUG	10	010000	663,531.00	10	101804-00000	10	011180	Y	
		TUI GRAD DIFF	10	010000	65,635.00	10	101803-00000	10	011180	Y	
		STAT TUI-TAMUG	10	010000	743,865.00	10	101803-00000	10	011180	Y	
		STAT TUI-TAMUG	10	010000	67,732.00	10	101802-00000	10	011180	Y	
		STAT TUI-TAMUG	10	010000	576,475.00	10	101801-00000	10	011180	Y	
		STAT TUI-TAMUG	10	010000	875,368.00	10	101800-00000	10	011180	Y	
		TUI GRAD DIFF	10	010000	77,238.00	10	101800-00000	10	011180	Y	
		OYSTER STUDY & ANALYSIS	10	010000	70,159.00	10	100428-00000	10	011180	Y	
		STATE-PAID BENEFITS (REVENUE)	10	010000	1,905,203.00	10	100438-00000	10	011180	Y	
		ERS-GIP	10	010000	1,967,573.00	10	100427-00000	10	011180	Y	
		STATE BASIC AID	10	010000	21,906,357.00	10	100424-00000	10	011180	Y	
		COLLEGE WORK STUDY PROG STATE	10	010000	8,791.00	10	100419-00000	10	011180	Y	
		RFS BONDS,SERIES2016C SEP2018	01	011205	863,900.00-	10	011180	01	011205	N	Y
		RFS BONDS,SERIES2017A SEP2018	01	011205	4,814,556.00-	10	011180	01	011205	N	Y
		RFS BONDS,SERIES2009AB SEP2018	01	011205	1,637,150.00-	10	011180	01	011205	N	Y
		RFS BONDS,SERIES2017B SEP2018	01	011205	17,996.00-	10	011180	01	011205	N	Y
		RFS BONDS,SERIES2013AB SEP2018	01	011205	365,350.00-	10	011180	01	011205	N	Y
		RFS BONDS, SERIES2010A SEP2018	01	011205	599,400.00-	10	011180	01	011205	N	Y
		RFS BONDS,SERIES2017C SEP2018	01	011205	126,822.00-	10	011180	01	011205	N	Y
		UNIVERSITY PERSONNEL	10	012090	240,729.00-	10	011180	10	120906-00000	Y	
		UNIVERSITY MAIL SERVICE	10	012090	61,136.00-	10	011180	10	121808-00000	Y	
		ASSOC VICE PRES ADMINISTRATION	10	012090	70,268.00-	10	011180	10	120907-00000	Y	
		COMPUTING AND INFO SERVICES	10	012090	753,991.00-	10	011180	10	121805-00000	Y	
		PRESIDENT'S OFFICE	10	012090	1,397,741.00-	10	011180	10	120904-00000	Y	
		OFFICE OF BUDGETS & FINANCE	10	012090	122,677.00-	10	011180	10	120914-00000	Y	
		ACADEMIC ENHANCEMENT	10	012090	323,998.00-	10	011180	10	120912-00000	Y	
		ASSOC CAMPUS DEAN-ACADEMICS	10	012090	817,263.00-	10	011180	10	120905-00000	Y	
		ENROLLMENT SERVICES	10	012091	630,649.00-	10	011180	10	120915-00000	Y	
		STUDENT AFFAIRS	10	012091	525,496.00-	10	011180	10	120911-00000	Y	
		AS:RGS-GRAD	10	012092	61,441.00-	10	011180	10	120920-00000	Y	
		STATE-PAID BENEFITS:IN	10	012100	931,159.00-	10	011180	10	121171-00000	Y	
		STATE-PAID BENEFITS:IS	10	012100	245,000.00-	10	011180	10	121172-00000	Y	
		UNALLOCATED SALARIES	10	012100	10,000.00-	10	011180	10	121200-00000	Y	
		MARKET ADJUSTMENT: IS	10	012100	50,000.00-	10	011180	10	121198-00000	Y	
		Unallocated Merit/Pay Plan Adj:In	10	012100	164,917.00-	10	011180	10	121191-00000	Y	
		STATE-PAID BENEFITS:SF	10	012100	213.00-	10	011180	10	121177-00000	Y	

Printed on a Xerox 9700 Laser Printing System at the Computing Services Center / Texas A&M University

Form: URGB01 (02/05/85)

CC	Account	Transaction Description	- Offset - CC	Account	Amount	-------- Actual Entry --------- ---- From ----- CC	Account	----- To ------ CC	Account	Feed	Mand
10	011180	UNAPPROPRIATED INCOME									
		STATE-PAID BENEFITS:SS	10	012100	55,000.00-	10	011180	10	121175-00000	Y	
		STATE-PAID BENEFITS:PL	10	012100	56,000.00-	10	011180	10	121173-00000	Y	
		Unallocated Merit/Pay Plan Adj:Is	10	012100	133,226.00-	10	011180	10	121192-00000	Y	
		STATE-PAID BENEFITS:RS	10	012100	12,000.00-	10	011180	10	121174-00000	Y	
		MARKET ADJUSTMENT: IN	10	012100	75,000.00-	10	011180	10	121196-00000	Y	
		Fica-Institutional Support	10	012100	119,025.00-	10	011180	10	121122-00000	Y	
		Orp-Institutional Support	10	012100	166,071.00-	10	011180	10	121142-00000	Y	
		Gip-Instruction	10	012100	867,000.00-	10	011180	10	121111-00000	Y	
		Wci:Institutional Support	10	012100	80,861.00-	10	011180	10	121162-00000	Y	
		UCI-UNEMPLOYMENT COMPENSATION	10	012100	48,000.00-	10	011180	10	121103-00000	Y	
		STATE-PAID BENEFITS:AS	10	012100	40,000.00-	10	011180	10	121170-00000	Y	
		Gip-Institutional Support	10	012100	605,600.00-	10	011180	10	121112-00000	Y	
		Longevity-Institutional Support	10	012100	129,962.00-	10	011180	10	121152-00000	Y	
		SUMMER SCHOOL SALARIES	10	013000	300,000.00-	10	011180	10	132855-00000	Y	
		LAB FEES:LIBERAL STUDIES	10	013000	10,321.00-	10	011180	10	132923-00000	Y	
		LAB FEES:NAVAL SCIENCE	10	013000	1,277.00-	10	011180	10	132993-00000	Y	
		LAB FEES:MARINE SCIENCES	10	013000	7,682.00-	10	011180	10	132963-00000	Y	
		LAB FEES:MARINE ENGINEERING	10	013000	11,402.00-	10	011180	10	132953-00000	Y	
		LAB FEES:FOUNDATIONAL SCIENCES	10	013000	30,730.00-	10	011180	10	132933-00000	Y	
		LABE FEES:MARINE BIOLOGY	10	013000	43,463.00-	10	011180	10	132943-00000	Y	
		FOUNDATIONAL SCIENCES	10	013000	1,311,505.00-	10	011180	10	132816-00000	Y	
		GENERAL ACADEMICS	10	013000	1,801,069.00-	10	011180	10	132826-00000	Y	
		MARINE TRANSPORTATION	10	013000	961,866.00-	10	011180	10	132806-00000	Y	
		MARINE BIOLOGY	10	013000	1,737,034.00-	10	011180	10	132836-00000	Y	
		MARINE ENGINEERING	10	013000	986,001.00-	10	011180	10	132801-00000	Y	
		VPRS:CENTER FOR BEACHES & SHOR	10	013000	46,934.00-	10	011180	10	132839-00000	Y	
		MARITIME ADMINISTRATION	10	013000	1,198,738.00-	10	011180	10	132811-00000	Y	
		MARINE SCIENCE	10	013000	1,470,000.00-	10	011180	10	132831-00000	Y	
		LIBRARY	10	014900	393,117.00-	10	011180	10	149903-00000	Y	
		UNIVERSITY POLICE	10	015050	604,607.00-	10	011180	10	150552-00000	Y	
		MESSO-SALARIES	10	015180	248,508.00-	10	011180	10	151800-00000	Y	
		TEXAS MARITIME ACADEMY	10	015190	708,005.00-	10	011180	10	151904-00000	Y	
		OYSTER STUDY & ANALYSIS HB1903	10	016115	70,159.00-	10	011180	10	161150-00000	Y	
		WAIVERS:LAB FEES (EXPENSE)	10	016388	4,522.00-	10	011180	10	163886-00000	Y	
		WAIVERS:TUITION (EXPENSE)	10	016388	904,168.00-	10	011180	10	163885-00000	Y	
		COLLEGE WORK STUDY-STATE	10	016399	8,000.00-	10	011180	10	163991-00000	Y	
		COASTAL ZONE LABORATORY	10	016630	11,438.00-	10	011180	10	166302-00000	Y	
		TIO:CENTER FOR TX BEACHES	10	016650	31,456.00-	10	011180	10	166525-00000	Y	
		TIO:GRADUATE FELLOWSHIPS	10	016650	17,100.00-	10	011180	10	166588-00000	Y	
		TIO:ADMINISTRATION ACCOUNT	10	016650	118,052.00-	10	011180	10	166501-00000	Y	
		TIO:UNDERGRAD FELLOWSHIPS	10	016650	9,000.00-	10	011180	10	166505-00000	Y	
		TIO:MARICULTURE	10	016660	50,000.00-	10	011180	10	166604-00000	Y	
		TIO:MARS RESEARCH/LOER	10	016670	9,000.00-	10	011180	10	166777-00000	Y	
		RDF:RESEARCH DEVELOPMENT FUND	10	016900	199,620.00-	10	011180	10	169000-00000	Y	
		RDF:MARD:RESEARCH AWARDS	10	016900	45,000.00-	10	011180	10	169200-00000	Y	
		RDF:MARS:RESEARCH AWARDS	10	016900	20,000.00-	10	011180	10	169100-00000	Y	

Printed on a Xerox 9700 Laser Printing System at the Computing Services Center / Texas A&M University

Form: URGB01 (02/05/85)

CC	Account	Transaction Description	- Offset - CC	Account	Amount	Actual Entry From CC	Account	To CC	Account	Feed	Mand
10	011180	UNAPPROPRIATED INCOME									
		RDF:CENTER FOR TX BEACHES	10	016900	15,000.00-	10	011180	10	169025-00000	Y	
		RDF:RESEARCH SALARIES	10	016900	75,000.00-	10	011180	10	169050-00000	Y	
		UNIVERSITY RESERVE	10	017990	31,457.00-	10	011180	10	179901-00000	Y	
		** Decrease in Fund Balance **			0.00						
10	012090	INSTITUTIONAL SUPPORT									
		UNIVERSITY MAIL SERVICE	10	011180	61,136.00	10	011180	10	121808-00000	Y	
		COMPUTING AND INFO SERVICES	10	011180	753,991.00	10	011180	10	121805-00000	Y	
		ACADEMIC ENHANCEMENT	10	011180	323,998.00	10	011180	10	120912-00000	Y	
		UNIVERSITY PERSONNEL	10	011180	240,729.00	10	011180	10	120906-00000	Y	
		OFFICE OF BUDGETS & FINANCE	10	011180	122,677.00	10	011180	10	120914-00000	Y	
		ASSOC CAMPUS DEAN-ACADEMICS	10	011180	817,263.00	10	011180	10	120905-00000	Y	
		ASSOC VICE PRES ADMINISTRATION	10	011180	70,268.00	10	011180	10	120907-00000	Y	
		PRESIDENT'S OFFICE	10	011180	1,397,741.00	10	011180	10	120904-00000	Y	
		** Increase in Fund Balance **			3,787,803.00						
10	012091	STUDENT SERVICES									
		STUDENT AFFAIRS	10	011180	525,496.00	10	011180	10	120911-00000	Y	
		ENROLLMENT SERVICES	10	011180	630,649.00	10	011180	10	120915-00000	Y	
		** Increase in Fund Balance **			1,156,145.00						
10	012092	ACADEMIC SUPPORT									
		AS:RGS-GRAD	10	011180	61,441.00	10	011180	10	120920-00000	Y	
		** Increase in Fund Balance **			61,441.00						
10	012100	BENEFITS									
		STATE-PAID BENEFITS:IN	10	011180	931,159.00	10	011180	10	121171-00000	Y	
		STATE-PAID BENEFITS:IS	10	011180	245,000.00	10	011180	10	121172-00000	Y	
		UNALLOCATED SALARIES	10	011180	10,000.00	10	011180	10	121200-00000	Y	
		MARKET ADJUSTMENT: IS	10	011180	50,000.00	10	011180	10	121198-00000	Y	
		Unallocated Merit/Pay Plan Adj:In	10	011180	164,917.00	10	011180	10	121191-00000	Y	
		STATE-PAID BENEFITS:SF	10	011180	213.00	10	011180	10	121177-00000	Y	
		STATE-PAID BENEFITS:SS	10	011180	55,000.00	10	011180	10	121175-00000	Y	
		STATE-PAID BENEFITS:PL	10	011180	56,000.00	10	011180	10	121173-00000	Y	
		Unallocated Merit/Pay Plan Adj:Is	10	011180	133,226.00	10	011180	10	121192-00000	Y	
		STATE-PAID BENEFITS:RS	10	011180	12,000.00	10	011180	10	121174-00000	Y	
		MARKET ADJUSTMENT: IN	10	011180	75,000.00	10	011180	10	121196-00000	Y	
		Fica-Institutional Support	10	011180	119,025.00	10	011180	10	121122-00000	Y	
		Orp-Institutional Support	10	011180	166,071.00	10	011180	10	121142-00000	Y	
		Gip-Instruction	10	011180	867,000.00	10	011180	10	121111-00000	Y	
		Wci:Institutional Support	10	011180	80,861.00	10	011180	10	121162-00000	Y	
		UCI-UNEMPLOYMENT COMPENSATION	10	011180	48,000.00	10	011180	10	121103-00000	Y	
		STATE-PAID BENEFITS:AS	10	011180	40,000.00	10	011180	10	121170-00000	Y	
		Gip-Institutional Support	10	011180	605,600.00	10	011180	10	121112-00000	Y	
		Longevity-Institutional Support	10	011180	129,962.00	10	011180	10	121152-00000	Y	
		** Increase in Fund Balance **			3,789,034.00						

Printed on a Xerox 9700 Laser Printing System at the Computing Services Center / Texas A&M University

Form: URGB01 (02/05/85)

CC	Account	Transaction Description	- Offset - CC	Account	Amount	Actual Entry From CC	Account	To CC	Account	Feed	Mand
10	013000	INSTRUCTION-DOE & FACULTY SAL									
		SUMMER SCHOOL SALARIES	10	011180	300,000.00	10	011180	10	132855-00000	Y	
		LAB FEES:FOUNDATIONAL SCIENCES	10	011180	30,730.00	10	011180	10	132933-00000	Y	
		LABE FEES:MARINE BIOLOGY	10	011180	43,463.00	10	011180	10	132943-00000	Y	
		LAB FEES:LIBERAL STUDIES	10	011180	10,321.00	10	011180	10	132923-00000	Y	
		LAB FEES:NAVAL SCIENCE	10	011180	1,277.00	10	011180	10	132993-00000	Y	
		LAB FEES:MARINE SCIENCES	10	011180	7,682.00	10	011180	10	132963-00000	Y	
		LAB FEES:MARINE ENGINEERING	10	011180	11,402.00	10	011180	10	132953-00000	Y	
		FOUNDATIONAL SCIENCES	10	011180	1,311,505.00	10	011180	10	132816-00000	Y	
		GENERAL ACADEMICS	10	011180	1,801,069.00	10	011180	10	132826-00000	Y	
		MARINE TRANSPORTATION	10	011180	961,866.00	10	011180	10	132806-00000	Y	
		MARINE BIOLOGY	10	011180	1,737,034.00	10	011180	10	132836-00000	Y	
		MARINE ENGINEERING	10	011180	986,001.00	10	011180	10	132801-00000	Y	
		VPRS:CENTER FOR BEACHES & SHOR	10	011180	46,934.00	10	011180	10	132839-00000	Y	
		MARITIME ADMINISTRATION	10	011180	1,198,738.00	10	011180	10	132811-00000	Y	
		MARINE SCIENCE	10	011180	1,470,000.00	10	011180	10	132831-00000	Y	
		** Increase in Fund Balance **			9,918,022.00						
10	014900	LIBRARY									
		LIBRARY	10	011180	393,117.00	10	011180	10	149903-00000	Y	
		** Increase in Fund Balance **			393,117.00						
10	015050	CAMPUS SECURITY									
		UNIVERSITY POLICE	10	011180	604,607.00	10	011180	10	150552-00000	Y	
		** Increase in Fund Balance **			604,607.00						
10	015180	MESSO SALARIES									
		MESSO-SALARIES	10	011180	248,508.00	10	011180	10	151800-00000	Y	
		** Increase in Fund Balance **			248,508.00						
10	015190	SHIP OPERATIONS									
		TEXAS MARITIME ACADEMY	10	011180	708,005.00	10	011180	10	151904-00000	Y	
		** Increase in Fund Balance **			708,005.00						
10	016115	OYSTER STUDY & ANALYSIS FY18 HB1903									
		OYSTER STUDY & ANALYSIS HB1903	10	011180	70,159.00	10	011180	10	161150-00000	Y	
		** Increase in Fund Balance **			70,159.00						
10	016388	WAIVERS:EXPENSE-SCHOLARSHIP									
		WAIVERS:LAB FEES (EXPENSE)	10	011180	4,522.00	10	011180	10	163886-00000	Y	
		WAIVERS:TUITION (EXPENSE)	10	011180	904,168.00	10	011180	10	163885-00000	Y	
		** Increase in Fund Balance **			908,690.00						
10	016399	COLLEGE WORK STUDY-STATE									
		COLLEGE WORK STUDY-STATE	10	011180	8,000.00	10	011180	10	163991-00000	Y	
		** Increase in Fund Balance **			8,000.00						

Printed on a Xerox 9700 Laser Printing System at the Computing Services Center / Texas A&M University

Form: URGB01 (02/05/85)

CC	Account	Transaction Description	- Offset - CC	Offset - Account	Amount	Actual Entry From CC	Actual Entry From Account	Actual Entry To CC	Actual Entry To Account	Feed	Mand
10	016630	COASTAL ZONE LABORATORY									
		COASTAL ZONE LABORATORY	10	011180	11,438.00	10	011180	10	166302-00000	Y	
		** Increase in Fund Balance **			11,438.00						
10	016650	TEXAS INSTITUTE OF OCEANOGRAPHY:1									
		TIO:CENTER FOR TX BEACHES	10	011180	31,456.00	10	011180	10	166525-00000	Y	
		TIO:GRADUATE FELLOWSHIPS	10	011180	17,100.00	10	011180	10	166588-00000	Y	
		TIO:ADMINISTRATION ACCOUNT	10	011180	118,052.00	10	011180	10	166501-00000	Y	
		TIO:UNDERGRAD FELLOWSHIPS	10	011180	9,000.00	10	011180	10	166505-00000	Y	
		** Increase in Fund Balance **			175,608.00						
10	016660	TEXAS INSTITUTE OF OCEANOGRAPHY:2)									
		TIO:MARICULTURE	10	011180	50,000.00	10	011180	10	166604-00000	Y	
		** Increase in Fund Balance **			50,000.00						
10	016670	TEXAS INSTITUTE OF OCEANOGRAPHY:3)									
		TIO:MARS RESEARCH/LOER	10	011180	9,000.00	10	011180	10	166777-00000	Y	
		** Increase in Fund Balance **			9,000.00						
10	016900	TEXAS COMPREHENSIVE RESEARCH FUND									
		RDF:RESEARCH DEVELOPMENT FUND	10	011180	199,620.00	10	011180	10	169000-00000	Y	
		RDF:MARD:RESEARCH AWARDS	10	011180	45,000.00	10	011180	10	169200-00000	Y	
		RDF:MARS:RESEARCH AWARDS	10	011180	20,000.00	10	011180	10	169100-00000	Y	
		RDF:CENTER FOR TX BEACHES	10	011180	15,000.00	10	011180	10	169025-00000	Y	
		RDF:RESEARCH SALARIES	10	011180	75,000.00	10	011180	10	169050-00000	Y	
		** Increase in Fund Balance **			354,620.00						
10	017990	UNIVERSITY RESERVE									
		UNIVERSITY RESERVE	10	011180	31,457.00	10	011180	10	179901-00000	Y	
		** Increase in Fund Balance **			31,457.00						
10	023700	UAF:UNIV ADV FEE REVENUE									
		UAF:COMPUTER SERVICE	10	023710	741,983.00-	10	237000-00000	10	237200-00000	Y	
		STUDENT SERVICES:GENERAL	10	023710	28,787.00-	10	237000-00000	10	237701-00000	Y	
		UAF:STUDENT SERVICES:SENATE	10	023710	12,000.00-	10	237000-00000	10	237706-00000	Y	
		UAF:STUDENT SERVICES:STUD ACTI	10	023710	6,466.00-	10	237000-00000	10	237705-00000	Y	
		STUDENT SERVICES:STUD ACTIVITY	10	023710	136,253.00-	10	237000-00000	10	237704-00000	Y	
		STUDENT SERVICES:CAREER PLAN	10	023710	138,820.00-	10	237000-00000	10	237703-00000	Y	
		STUDENT SERVICES:FINANCIAL AID	10	023710	35,182.00-	10	237000-00000	10	237702-00000	Y	
		UAF:UNDERGRAD ADVISING	10	023710	125,014.00-	10	237000-00000	10	237201-00000	Y	
		UAF:STUDENT LIBRARY USE	10	023710	935,480.00-	10	237000-00000	10	237202-00000	Y	
		UAF:STUDENT IDENTIFICATION	10	023710	25,021.00-	10	237000-00000	10	237700-00000	Y	
		UAF:SF:DIVERSITY & INCLUSION	10	023710	28,000.00-	10	237000-00000	10	237607-00000	Y	
		UAF:INTERNATIONAL EDUCATION	10	023710	16,692.00-	10	237000-00000	10	237600-00000	Y	
		UAF:SOFTWARE LICENSING-STUDENT	10	023710	82,594.00-	10	237000-00000	10	237300-00000	Y	
		UAF:RS:GRADUATE SALARY POOL	10	023710	1,062,000.00-	10	237000-00000	10	237159-00000	Y	
		UAF:AS:VESSEL USE FEE	10	023720	379,398.00-	10	237000-00000	10	237203-00000	Y	

Printed on a Xerox 9700 Laser Printing System at the Computing Services Center / Texas A&M University

Form: URGB01 (02/05/85)

CC	Account	Transaction Description	- Offset - CC	Account	Amount	Actual Entry From CC	Account	To CC	Account	Feed	Mand
10	023700	UAF:UNIV ADV FEE REVENUE									
		UAF:PURCHASED UTILITIES	10	023720	300,000.00-	10	237000-00000	10	237204-00000	Y	
		** Decrease in Fund Balance **			4,053,690.00-						
10	023710	UAF:AS:ACADEMIC SUPPORT									
		UAF:RS:GRADUATE SALARY POOL	10	023700	1,062,000.00	10	237000-00000	10	237159-00000	Y	
		STUDENT SERVICES:STUD ACTIVITY	10	023700	136,253.00	10	237000-00000	10	237704-00000	Y	
		STUDENT SERVICES:CAREER PLAN	10	023700	138,820.00	10	237000-00000	10	237703-00000	Y	
		UAF:STUDENT SERVICES:STUD ACTI	10	023700	6,466.00	10	237000-00000	10	237705-00000	Y	
		STUDENT SERVICES:GENERAL	10	023700	28,787.00	10	237000-00000	10	237701-00000	Y	
		STUDENT SERVICES:FINANCIAL AID	10	023700	35,182.00	10	237000-00000	10	237702-00000	Y	
		UAF:STUDENT SERVICES:SENATE	10	023700	12,000.00	10	237000-00000	10	237706-00000	Y	
		UAF:UNDERGRAD ADVISING	10	023700	125,014.00	10	237000-00000	10	237201-00000	Y	
		UAF:SOFTWARE LICENSING-STUDENT	10	023700	82,594.00	10	237000-00000	10	237300-00000	Y	
		UAF:INTERNATIONAL EDUCATION	10	023700	16,692.00	10	237000-00000	10	237600-00000	Y	
		UAF:STUDENT LIBRARY USE	10	023700	935,480.00	10	237000-00000	10	237202-00000	Y	
		UAF:STUDENT IDENTIFICATION	10	023700	25,021.00	10	237000-00000	10	237700-00000	Y	
		UAF:SF:DIVERSITY & INCLUSION	10	023700	28,000.00	10	237000-00000	10	237607-00000	Y	
		UAF:COMPUTER SERVICE	10	023700	741,983.00	10	237000-00000	10	237200-00000	Y	
		** Increase in Fund Balance **			3,374,292.00						
10	023720	UAF:IS:INSTITUTIONAL SUPPORT									
		UAF:PURCHASED UTILITIES	10	023700	300,000.00	10	237000-00000	10	237204-00000	Y	
		UAF:AS:VESSEL USE FEE	10	023700	379,398.00	10	237000-00000	10	237203-00000	Y	
		** Increase in Fund Balance **			679,398.00						
10	023800	DF:IS:DIFF TUIT:RESIDENT:UG									
		DF:DIFFERENTIAL ALLOCATION	10	023900	1,278,270.00-	10	238000-00000	10	239000-00000	Y	
		** Decrease in Fund Balance **			1,278,270.00-						
10	023810	DF:IS:DIFF TUIT NON-RES:UG									
		DF:DIFFERENTIAL ALLOCATION	10	023900	92,307.00-	10	238100-00000	10	239000-00000	Y	
		DF:DIFFERENTIAL ALLOCATION	10	023900	250,000.00-	10	238120-00000	10	239000-00000	Y	
		DF:DIFFERENTIAL ALLOCATION	10	023900	200,000.00-	10	238110-00000	10	239000-00000	Y	
		** Decrease in Fund Balance **			542,307.00-						
10	023820	DF:IS:DIFF TUIT LIC OPT:UG									
		DF:DIFFERENTIAL ALLOCATION	10	023900	404,435.00-	10	238200-00000	10	239000-00000	Y	
		** Decrease in Fund Balance **			404,435.00-						
10	023900	DF:IN:INSTRUCTION (ALLOC)									
		DF:DIFFERENTIAL ALLOCATION	10	023800	1,278,270.00	10	238000-00000	10	239000-00000	Y	
		DF:DIFFERENTIAL ALLOCATION	10	023810	250,000.00	10	238120-00000	10	239000-00000	Y	
		DF:DIFFERENTIAL ALLOCATION	10	023810	200,000.00	10	238110-00000	10	239000-00000	Y	
		DF:DIFFERENTIAL ALLOCATION	10	023810	92,307.00	10	238100-00000	10	239000-00000	Y	
		DF:DIFFERENTIAL ALLOCATION	10	023820	404,435.00	10	238200-00000	10	239000-00000	Y	
		DF:IN:TAMU ENGR POST DOCS	10	023910	200,000.00-	10	239000-00000	10	239106-00000	Y	

Printed on a Xerox 9700 Laser Printing System at the Computing Services Center / Texas A&M University

Form: URGB01 (02/05/85)

CC	Account	Transaction Description	- Offset - CC	Offset - Account	Amount	Actual Entry - From CC	Actual Entry - From Account	Actual Entry - To CC	Actual Entry - To Account	Feed	Mand
10	023900	DF:IN:INSTRUCTION (ALLOC)									
		DF:IN:NAVAL SCIENCE	10	023910	3,489.00-	10	239000-00000	10	239103-00000	Y	
		DF:IN:WAVE OPERATIONS	10	023910	10,000.00-	10	239000-00000	10	239101-00000	Y	
		DF:AS:MATH LAB	10	023925	50,000.00-	10	239000-00000	10	239252-00000	Y	
		DF:AS:WRITING CENTER	10	023925	43,910.00-	10	239000-00000	10	239251-00000	Y	
		DF:SS:SPORTS REC OPERATIONS	10	023930	58,136.00-	10	239000-00000	10	239300-00000	Y	
		DF:SS:SAILING	10	023930	9,000.00-	10	239000-00000	10	239302-00000	Y	
		DF:DEVELOPMENT OFFICE	10	023935	30,000.00-	10	239000-00000	10	239350-00000	Y	
		DF:FIN'L AID:FLEX TUI RES UG	10	026333	266,252.00-	10	239000-00000	10	263330-00000	Y	
		** Increase in Fund Balance **			1,554,225.00						
10	023910	DF:AS:ACADEMIC SUPPORT (ALLOC)									
		DF:IN:WAVE OPERATIONS	10	023900	10,000.00	10	239000-00000	10	239101-00000	Y	
		DF:IN:NAVAL SCIENCE	10	023900	3,489.00	10	239000-00000	10	239103-00000	Y	
		DF:IN:TAMU ENGR POST DOCS	10	023900	200,000.00	10	239000-00000	10	239106-00000	Y	
		** Increase in Fund Balance **			213,489.00						
10	023925	DF:AS:ACADEMIC SUPPORT (ALLOC)									
		DF:AS:WRITING CENTER	10	023900	43,910.00	10	239000-00000	10	239251-00000	Y	
		DF:AS:MATH LAB	10	023900	50,000.00	10	239000-00000	10	239252-00000	Y	
		** Increase in Fund Balance **			93,910.00						
10	023930	DF:RS:RESEARCH (ALLOC)									
		DF:SS:SAILING	10	023900	9,000.00	10	239000-00000	10	239302-00000	Y	
		DF:SS:SPORTS REC OPERATIONS	10	023900	58,136.00	10	239000-00000	10	239300-00000	Y	
		** Increase in Fund Balance **			67,136.00						
10	023935	DF:IS:DIFFERENTIAL TUITION (ALLOC)									
		DF:DEVELOPMENT OFFICE	10	023900	30,000.00	10	239000-00000	10	239350-00000	Y	
		** Increase in Fund Balance **			30,000.00						
10	024020	TAMU-TAMUG FIN AGRMNT ASSESSMNT									
		TAMU-TAMUG FIN AGRMNT ASSMNT	10	026110	955,418.00	10	261100-00000	10	240202-00000	Y	
		** Increase in Fund Balance **			955,418.00						
10	026004	FISCAL DEPARTMENT REVOLVING									
		ENROLLMENT MANAGEMENT OFFICE	10	026012	25,000.00-	10	260040-00000	10	260120-00000	Y	
		** Decrease in Fund Balance **			25,000.00-						
10	026012	ENROLLMENT MANAGMENT OFFICE									
		ENROLLMENT MANAGEMENT OFFICE	10	026004	25,000.00	10	260040-00000	10	260120-00000	Y	
		** Increase in Fund Balance **			25,000.00						
10	026110	DT:DESIGNATED TUITION									
		TAMU-TAMUG FIN AGRMNT ASSMNT	10	024020	955,418.00-	10	261100-00000	10	240202-00000	Y	
		DT:FIN'L AID:FLEX TUI RES UG	10	026130	949,309.00-	10	261100-00000	10	261330-00000	Y	
		DT:FIN'L AID:FLEX TUI RES GRAD	10	026131	75,723.00-	10	261100-00000	10	261331-00000	Y	

Printed on a Xerox 9700 Laser Printing System at the Computing Services Center / Texas A&M University

Form: URGB01 (02/05/85)

CC	Account	Transaction Description	- Offset - CC	Account	Amount	-------- Actual Entry --------- ---- From ----- CC	Account	----- To ------ CC	Account	Feed	Mand
10	026110	DT:DESIGNATED TUITION									
		DT:IN:MARINE BIOLOGY	10	026400	290,145.00-	10	261100-00000	10	264003-00000	Y	
		DT:IN:MARINE ENGINEERING	10	026400	110,400.00-	10	261100-00000	10	264005-00000	Y	
		DT:IN:WATERFRONT OPS	10	026400	74,200.00-	10	261100-00000	10	264015-00000	Y	
		DT:IN:QEP INITIATIVES	10	026400	4,600.00-	10	261100-00000	10	264013-00000	Y	
		DT:IN:TMA-SUPERINTENDENT	10	026400	4,905.00-	10	261100-00000	10	264012-00000	Y	
		DT:IN:LIBERAL STUDIES	10	026400	341,126.00-	10	261100-00000	10	264009-00000	Y	
		DT:IN:MARINE TRANSPORTATION	10	026400	110,400.00-	10	261100-00000	10	264006-00000	Y	
		DT:IN:MARITIME ADMINISTRATION	10	026400	141,915.00-	10	261100-00000	10	264007-00000	Y	
		DT:IN:MARINE SCIENCE	10	026400	240,925.00-	10	261100-00000	10	264004-00000	Y	
		DT:IN:SIMULATOR OPERATIONS	10	026400	20,000.00-	10	261100-00000	10	264016-00000	Y	
		DT:IN:DISABILITY SVC/ACCOMOD	10	026400	20,000.00-	10	261100-00000	10	264025-00000	Y	
		DT:IN:TMA-OFC OF COMMANDANT	10	026400	19,609.00-	10	261100-00000	10	264017-00000	Y	
		DT:IN:GRADUATE STUDENT SUPPORT	10	026400	110,000.00-	10	261100-00000	10	264018-00000	Y	
		DT:IN:FOUNDATIONAL SCIENCES	10	026400	174,120.00-	10	261100-00000	10	264002-00000	Y	
		DT:IN:ACADEMIC ENHANCEMENT OPS	10	026400	88,330.00-	10	261100-00000	10	264001-00000	Y	
		DT:AS:COMMENCEMENT	10	026410	30,000.00-	10	261100-00000	10	264101-00000	Y	
		DT:AS:RGS-OFFICE OF GRAD PROGS	10	026410	30,000.00-	10	261100-00000	10	264104-00000	Y	
		DT:AS:ACADEMIC SUPPORT	10	026410	35,000.00-	10	261100-00000	10	264105-00000	Y	
		DT:AS:LIBRARY OPS	10	026410	29,343.00-	10	261100-00000	10	264103-00000	Y	
		DT:AS:ACADEMIC AFFAIRS OPS	10	026410	36,800.00-	10	261100-00000	10	264100-00000	Y	
		DT:IS:COMMITTEE TRAVEL	10	026420	2,000.00-	10	261100-00000	10	264201-00000	Y	
		DT:IS:TELEPHONE OPERATIONS	10	026420	167,646.00-	10	261100-00000	10	264222-00000	Y	
		DT:IS:COMPLIANCE	10	026420	12,500.00-	10	261100-00000	10	264228-00000	Y	
		DT:IS:DIVERSITY	10	026420	5,000.00-	10	261100-00000	10	264227-00000	Y	
		DT:IS:EMERGENCY OPERATIONS	10	026420	10,000.00-	10	261100-00000	10	264226-00000	Y	
		DT:IS:BACKGROUND SCURITY CHECK	10	026420	16,000.00-	10	261100-00000	10	264225-00000	Y	
		DT:IS:VP & CHF OPER'N OFCR-HOUSING	10	026420	52,044.00-	10	261100-00000	10	264223-00000	Y	
		DT:IS:SWIMMING POOL OPS	10	026420	25,000.00-	10	261100-00000	10	264224-00000	Y	
		DT:IS:INSTITUTIONAL MEMBERSHIP	10	026420	23,000.00-	10	261100-00000	10	264203-00000	Y	
		DT:IS:POLICE OPERATIONS	10	026420	50,990.00-	10	261100-00000	10	264205-00000	Y	
		DT:IS:TAMU-CIS PRINTING ASSMNT	10	026420	108,253.00-	10	261100-00000	10	264221-00000	Y	
		DT:IS:SAFETY COORDINATOR	10	026420	27,705.00-	10	261100-00000	10	264218-00000	Y	
		DT:IS:INSTIT'L STUDIES	10	026420	8,690.00-	10	261100-00000	10	264217-00000	Y	
		DT:IS:BANK SERVICE CHARGES	10	026420	160,000.00-	10	261100-00000	10	264208-00000	Y	
		DT:IS:TTVN CHARGES	10	026420	80,772.00-	10	261100-00000	10	264206-00000	Y	
		DT:IS:PRESIDENT'S OPS	10	026420	167,500.00-	10	261100-00000	10	264207-00000	Y	
		DT:IS:HUMAN RESOURCES OPS	10	026420	66,450.00-	10	261100-00000	10	264202-00000	Y	
		DT:IS:AVP ADMIN DISCRETIONARY	10	026420	15,353.00-	10	261100-00000	10	264200-00000	Y	
		DT:IS:BUDGETS & FINANCE	10	026420	73,117.00-	10	261100-00000	10	264204-00000	Y	
		DT:RES ENH-RSCH MGMT	10	026430	8,624.00-	10	261100-00000	10	264332-00000	Y	
		DT:RES ENH:ACADEMIC RSCH ENH	10	026430	50,000.00-	10	261100-00000	10	264399-00000	Y	
		DT:PS:SCIENCE FAIR	10	026440	4,000.00-	10	261100-00000	10	264400-00000	Y	
		DT:SF:SCHOLARSHIPS	10	026450	275,000.00-	10	261100-00000	10	264500-00000	Y	
		DT:SS:STUDENT AFFAIRS OPS	10	026460	12,970.00-	10	261100-00000	10	264601-00000	Y	
		DT:SS:RECRUITING INITIATIVES	10	026460	216,600.00-	10	261100-00000	10	264605-00000	Y	
		DT:SS:ADMISSION/RECORDS OPS	10	026460	24,511.00-	10	261100-00000	10	264603-00000	Y	

Printed on a Xerox 9700 Laser Printing System at the Computing Services Center / Texas A&M University

Form: URGB01 (02/05/85)

CC	Account	Transaction Description	Offset CC	Offset Account	Amount	Actual Entry From CC	Actual Entry From Account	Actual Entry To CC	Actual Entry To Account	Feed	Mand
10	026110	DT:DESIGNATED TUITION									
		DT:SS:PUBLICATIONS	10	026460	37,000.00-	10	261100-00000	10	264600-00000	Y	
		DT:PL:PURHCASED UTILITIES	10	026470	1,088,000.00-	10	261100-00000	10	264710-00000	Y	
		DT:IN:STCW OPERATIONS	10	026470	20,500.00-	10	261100-00000	10	264712-00000	Y	
		DT:IN:TMA-SHIP OPERATIONS	10	026470	160,000.00-	10	261100-00000	10	264711-00000	Y	
		DT:PL:OUTSOURCING:SSC BASE FEE	10	026470	1,938,726.00-	10	261100-00000	10	264705-00000	Y	
		DT:IS:MAIL SERVICE OPERATIONS	10	026470	18,903.00-	10	261100-00000	10	264706-00000	Y	
		RFS BONDS,SERIES2016C NOV2018	01	088831	41,501.00-	10	026110	01	088831	N	Y
		RFS BONDS,SERIES2009AB MAY2019	01	088831	151,980.00-	10	026110	01	088831	N	Y
		RFS BONDS,SERIES2009AB NOV2018	01	088831	2,980.00-	10	026110	01	088831	N	Y
		RFS BONDS,SERIES2016C MAY2019	01	088831	41,499.00-	10	026110	01	088831	N	Y
		** Decrease in Fund Balance **			9,057,082.00-						
10	026120	ADMINISTRATIVE OVERHEAD									
		STAFF ADVISORY COUNCIL	10	026137	10,000.00-	10	261200-00000	10	261370-00000	Y	
		PROPERTY INSURANCE	10	026154	400,000.00-	10	261200-00000	10	261540-00000	Y	
		** Decrease in Fund Balance **			410,000.00-						
10	026125	TPEG: RESIDENT									
		TPEG:RESIDENT	10	010000	11,953.00	10	101802-00000	10	261250-00000	N	
		TPEG:RESIDENT	10	010000	1,467.00	10	101808-00000	10	261250-00000	N	
		TPEG:RESIDENT	10	010000	154,477.00	10	101800-00000	10	261250-00000	N	
		TPEG:RESIDENT	10	010000	131,270.00	10	101803-00000	10	261250-00000	N	
		TPEG:RESIDENT	10	010000	9,183.00	10	101805-00000	10	261250-00000	N	
		TPEG:RESIDENT	10	010000	35,616.00	10	101806-00000	10	261250-00000	N	
		** Increase in Fund Balance **			343,966.00						
10	026126	TPEG: NONRESIDENT									
		TPEG:NON-RESIDENT	10	010000	17,829.00	10	101801-00000	10	261260-00000	N	
		TPEG:NON-RESIDENT	10	010000	2,278.00	10	101807-00000	10	261260-00000	N	
		TPEG:NON-RESIDENT	10	010000	20,522.00	10	101804-00000	10	261260-00000	N	
		** Increase in Fund Balance **			40,629.00						
10	026130	DT:FIN'L AID:FLEX TUITION RES UG									
		DT:FIN'L AID:FLEX TUI RES UG	10	026110	949,309.00	10	261100-00000	10	261330-00000	Y	
		** Increase in Fund Balance **			949,309.00						
10	026131	DT:FIN'L AID:FLEX TUITION RES GRAD									
		DT:FIN'L AID:FLEX TUI RES GRAD	10	026110	75,723.00	10	261100-00000	10	261331-00000	Y	
		** Increase in Fund Balance **			75,723.00						
10	026137	STAFF ADVISORY COUNCIL									
		STAFF ADVISORY COUNCIL	10	026120	10,000.00	10	261200-00000	10	261370-00000	Y	
		** Increase in Fund Balance **			10,000.00						
10	026150	SAGO ASSESSMENT									
		SAGO ASSESSMENT	10	026705	455,407.00	10	267050-00000	10	261500-00000	Y	
		** Increase in Fund Balance **			455,407.00						

Printed on a Xerox 9700 Laser Printing System at the Computing Services Center / Texas A&M University

Form: URGB01 (02/05/85)

CC	Account	Transaction Description	- Offset - CC	Account	Amount	Actual Entry From CC	Account	To CC	Account	Feed	Mand
10	026154	PROPERTY INSURANCE									
		PROPERTY INSURANCE	10	026120	400,000.00	10	261200-00000	10	261540-00000	Y	
		** Increase in Fund Balance **			400,000.00						
10	026159	RECYCLING SERVICES									
		RECYCLING SERVICES	10	026705	8,000.00	10	267050-00000	10	261590-00000	Y	
		** Increase in Fund Balance **			8,000.00						
10	026168	MARITIME CONSORTIUM									
		MARITIME CONSORTIUM	10	026705	34,000.00	10	267050-00000	10	261680-00000	Y	
		** Increase in Fund Balance **			34,000.00						
10	026171	VP & COO MERITORIOUS SVC AWDS									
		PRESIDENT'S MERIT SVC AWARD	10	026705	8,000.00	10	267050-00000	10	261710-00000	Y	
		** Increase in Fund Balance **			8,000.00						
10	026333	DF:FIN'L AID:FLEX TUITION RES UG									
		DF:FIN'L AID:FLEX TUI RES UG	10	023900	266,252.00	10	239000-00000	10	263330-00000	Y	
		** Increase in Fund Balance **			266,252.00						
10	026340	OUTSOURED DINING:CHARTWELLS									
		RFS BONDS,SERIES2017E MAY2019	01	088831	23,542.00-	10	026340	01	088831	N	Y
		RFS BONDS,SERIES2013AB MAY2019	01	088831	74,000.00-	10	026340	01	088831	N	Y
		RFS BONDS,SERIES2013AB NOV2018	01	088831	9,000.00-	10	026340	01	088831	N	Y
		RFS COMMERCIAL PAPER SEP2018	01	088831	152,455.00-	10	026340	01	088831	N	Y
		RFS BONDS,SERIES2017E NOV2018	01	088831	22,542.00-	10	026340	01	088831	N	Y
		** Decrease in Fund Balance **			281,539.00-						
10	026400	DT:IN:INSTRUCTION									
		DT:IN:DISABILITY SVC/ACCOMOD	10	026110	20,000.00	10	261100-00000	10	264025-00000	Y	
		DT:IN:GRADUATE STUDENT SUPPORT	10	026110	110,000.00	10	261100-00000	10	264018-00000	Y	
		DT:IN:TMA-OFC OF COMMANDANT	10	026110	19,609.00	10	261100-00000	10	264017-00000	Y	
		DT:IN:SIMULATOR OPERATIONS	10	026110	20,000.00	10	261100-00000	10	264016-00000	Y	
		DT:IN:WATERFRONT OPS	10	026110	74,200.00	10	261100-00000	10	264015-00000	Y	
		DT:IN:LIBERAL STUDIES	10	026110	341,126.00	10	261100-00000	10	264009-00000	Y	
		DT:IN:MARITIME ADMINISTRATION	10	026110	141,915.00	10	261100-00000	10	264007-00000	Y	
		DT:IN:MARINE TRANSPORTATION	10	026110	110,400.00	10	261100-00000	10	264006-00000	Y	
		DT:IN:MARINE ENGINEERING	10	026110	110,400.00	10	261100-00000	10	264005-00000	Y	
		DT:IN:QEP INITIATIVES	10	026110	4,600.00	10	261100-00000	10	264013-00000	Y	
		DT:IN:TMA-SUPERINTENDENT	10	026110	4,905.00	10	261100-00000	10	264012-00000	Y	
		DT:IN:FOUNDATIONAL SCIENCES	10	026110	174,120.00	10	261100-00000	10	264002-00000	Y	
		DT:IN:MARINE BIOLOGY	10	026110	290,145.00	10	261100-00000	10	264003-00000	Y	
		DT:IN:MARINE SCIENCE	10	026110	240,925.00	10	261100-00000	10	264004-00000	Y	
		DT:IN:ACADEMIC ENHANCEMENT OPS	10	026110	88,330.00	10	261100-00000	10	264001-00000	Y	
		** Increase in Fund Balance **			1,750,675.00						
10	026410	DT:AS:ACADEMIC SUPPORT									
		DT:AS:COMMENCEMENT	10	026110	30,000.00	10	261100-00000	10	264101-00000	Y	

Printed on a Xerox 9700 Laser Printing System at the Computing Services Center / Texas A&M University

Form: URGB01 (02/05/85)

CC	Account	Transaction Description	- Offset - CC	Offset - Account	Amount	Actual Entry From CC	Actual Entry From Account	Actual Entry To CC	Actual Entry To Account	Feed	Mand
10	026410	DT:AS:ACADEMIC SUPPORT									
		DT:AS:ACADEMIC SUPPORT	10	026110	35,000.00	10	261100-00000	10	264105-00000	Y	
		DT:AS:RGS-OFFICE OF GRAD PROGS	10	026110	30,000.00	10	261100-00000	10	264104-00000	Y	
		DT:AS:LIBRARY OPS	10	026110	29,343.00	10	261100-00000	10	264103-00000	Y	
		DT:AS:ACADEMIC AFFAIRS OPS	10	026110	36,800.00	10	261100-00000	10	264100-00000	Y	
		** Increase in Fund Balance **			161,143.00						
10	026420	DT:IS:INSTITUTIONAL SUPPORT									
		DT:IS:INSTITUTIONAL MEMBERSHIP	10	026110	23,000.00	10	261100-00000	10	264203-00000	Y	
		DT:IS:COMPLIANCE	10	026110	12,500.00	10	261100-00000	10	264228-00000	Y	
		DT:IS:BACKGROUND SCURITY CHECK	10	026110	16,000.00	10	261100-00000	10	264225-00000	Y	
		DT:IS:SWIMMING POOL OPS	10	026110	25,000.00	10	261100-00000	10	264224-00000	Y	
		DT:IS:VP & CHF OPER'N OFCR-HOUSING	10	026110	52,044.00	10	261100-00000	10	264223-00000	Y	
		DT:IS:TELEPHONE OPERATIONS	10	026110	167,646.00	10	261100-00000	10	264222-00000	Y	
		DT:IS:DIVERSITY	10	026110	5,000.00	10	261100-00000	10	264227-00000	Y	
		DT:IS:EMERGENCY OPERATIONS	10	026110	10,000.00	10	261100-00000	10	264226-00000	Y	
		DT:IS:BUDGETS & FINANCE	10	026110	73,117.00	10	261100-00000	10	264204-00000	Y	
		DT:IS:TAMU-CIS PRINTING ASSMNT	10	026110	108,253.00	10	261100-00000	10	264221-00000	Y	
		DT:IS:BANK SERVICE CHARGES	10	026110	160,000.00	10	261100-00000	10	264208-00000	Y	
		DT:IS:PRESIDENT'S OPS	10	026110	167,500.00	10	261100-00000	10	264207-00000	Y	
		DT:IS:TTVN CHARGES	10	026110	80,772.00	10	261100-00000	10	264206-00000	Y	
		DT:IS:POLICE OPERATIONS	10	026110	50,990.00	10	261100-00000	10	264205-00000	Y	
		DT:IS:SAFETY COORDINATOR	10	026110	27,705.00	10	261100-00000	10	264218-00000	Y	
		DT:IS:INSTIT'L STUDIES	10	026110	8,690.00	10	261100-00000	10	264217-00000	Y	
		DT:IS:HUMAN RESOURCES OPS	10	026110	66,450.00	10	261100-00000	10	264202-00000	Y	
		DT:IS:COMMITTEE TRAVEL	10	026110	2,000.00	10	261100-00000	10	264201-00000	Y	
		DT:IS:AVP ADMIN DISCRETIONARY	10	026110	15,353.00	10	261100-00000	10	264200-00000	Y	
		** Increase in Fund Balance **			1,072,020.00						
10	026430	DT:RS:RESEARCH (IDC)									
		DT:RES ENH:ACADEMIC RSCH ENH	10	026110	50,000.00	10	261100-00000	10	264399-00000	Y	
		DT:RES ENH-RSCH MGMT	10	026110	8,624.00	10	261100-00000	10	264332-00000	Y	
		** Increase in Fund Balance **			58,624.00						
10	026440	DT:PS:PUBLIC SERVICE									
		DT:PS:SCIENCE FAIR	10	026110	4,000.00	10	261100-00000	10	264400-00000	Y	
		** Increase in Fund Balance **			4,000.00						
10	026450	DT:SF:SCHOLARSHIPS									
		DT:SF:SCHOLARSHIPS	10	026110	275,000.00	10	261100-00000	10	264500-00000	Y	
		** Increase in Fund Balance **			275,000.00						
10	026460	DT:SS:STUDENT SERVICE									
		DT:SS:STUDENT AFFAIRS OPS	10	026110	12,970.00	10	261100-00000	10	264601-00000	Y	
		DT:SS:RECRUITING INITIATIVES	10	026110	216,600.00	10	261100-00000	10	264605-00000	Y	
		DT:SS:ADMISSION/RECORDS OPS	10	026110	24,511.00	10	261100-00000	10	264603-00000	Y	
		DT:SS:PUBLICATIONS	10	026110	37,000.00	10	261100-00000	10	264600-00000	Y	
		** Increase in Fund Balance **			291,081.00						

Printed on a Xerox 9700 Laser Printing System at the Computing Services Center / Texas A&M University

Form: URGB01 (02/05/85)

CC	Account	Transaction Description	- Offset - CC	Account	Amount	-------- Actual Entry --------- ---- From ----- CC	Account	----- To ------ CC	Account	Feed	Mand
10	026470	DT:PL:PLANT									
		DT:IN:STCW OPERATIONS	10	026110	20,500.00	10	261100-00000	10	264712-00000	Y	
		DT:IN:TMA-SHIP OPERATIONS	10	026110	160,000.00	10	261100-00000	10	264711-00000	Y	
		DT:PL:PURHCASED UTILITIES	10	026110	1,088,000.00	10	261100-00000	10	264710-00000	Y	
		DT:IS:MAIL SERVICE OPERATIONS	10	026110	18,903.00	10	261100-00000	10	264706-00000	Y	
		DT:PL:OUTSOURCING:SSC BASE FEE	10	026110	1,938,726.00	10	261100-00000	10	264705-00000	Y	
		** Increase in Fund Balance **			3,226,129.00						
10	026610	STUDENT CENTER COMPLEX FEE									
		RFS BONDS,SERIES2016A MAY2019	01	088831	33,300.00-	10	026610	01	088831	N	Y
		RFS BONDS,SERIES2016A NOV2018	01	088831	3,300.00-	10	026610	01	088831	N	Y
		** Decrease in Fund Balance **			36,600.00-						
10	026615	STUDENT SERVICE FEE-RESERVE									
		RFS BONDS,SERIES2013AB NOV2018	01	088831	6,750.00-	10	026615	01	088831	N	Y
		RFS BONDS,SERIES2017E NOV2018	01	088831	17,362.00-	10	026615	01	088831	N	Y
		RFS BONDS,SERIES2017E MAY2019	01	088831	18,162.00-	10	026615	01	088831	N	Y
		RFS BONDS,SERIES2013AB MAY2019	01	088831	56,750.00-	10	026615	01	088831	N	Y
		** Decrease in Fund Balance **			99,024.00-						
10	026630	MESSO:UG:VESSEL USE FEE									
		RFS BONDS,SERIES2016B NOV2018	01	088831	26,900.00-	10	026630	01	088831	N	Y
		RFS BONDS,SERIES2016B MAY2019	01	088831	81,900.00-	10	026630	01	088831	N	Y
		** Decrease in Fund Balance **			108,800.00-						
10	026705	INVESTMENT EARNINGS									
		SAGO ASSESSMENT	10	026150	455,407.00-	10	267050-00000	10	261500-00000	Y	
		RECYCLING SERVICES	10	026159	8,000.00-	10	267050-00000	10	261590-00000	Y	
		MARITIME CONSORTIUM	10	026168	34,000.00-	10	267050-00000	10	261680-00000	Y	
		PRESIDENT'S MERIT SVC AWARD	10	026171	8,000.00-	10	267050-00000	10	261710-00000	Y	
		HONORS PROGRAM	10	026709	13,000.00-	10	267050-00000	10	267090-00000	Y	
		** Decrease in Fund Balance **			518,407.00-						
10	026709	HONORS PROGRAM									
		HONORS PROGRAM	10	026705	13,000.00	10	267050-00000	10	267090-00000	Y	
		** Increase in Fund Balance **			13,000.00						
10	034006	PARKING FEES									
		RFS BONDS,SERIES2016B NOV2018	01	088831	2,279.00-	10	034006	01	088831	N	Y
		RFS BONDS,SERIES2013AB NOV2018	01	088831	5,500.00-	10	034006	01	088831	N	Y
		RFS BONDS,SERIES2017E MAY2019	01	088831	6,659.00-	10	034006	01	088831	N	Y
		RFS BONDS,SERIES2017E NOV2018	01	088831	6,661.00-	10	034006	01	088831	N	Y
		RFS BONDS,SERIES2016B MAY2019	01	088831	17,279.00-	10	034006	01	088831	N	Y
		RFS BONDS,SERIES2013AB MAY2019	01	088831	45,500.00-	10	034006	01	088831	N	Y
		** Decrease in Fund Balance **			83,878.00-						
10	034008	RESIDENCE HALLS									
		RFS BONDS,SERIES2015C NOV2018	01	088831	17,768.00-	10	034008	01	088831	N	Y

Printed on a Xerox 9700 Laser Printing System at the Computing Services Center / Texas A&M University

Form: URGB01 (02/05/85)

CC	Account	Transaction Description	- Offset - CC	Account	Amount	Actual Entry From CC	From Account	To CC	To Account	Feed	Mand
10	034008	RESIDENCE HALLS									
		RFS BONDS,SERIES2015C MAY2019	01	088831	132,768.00-	10	034008	01	088831	N	Y
		RFS BONDS,SERIES2013AB NOV2018	01	088831	209,500.00-	10	034008	01	088831	N	Y
		RFS BONDS,SERIES2017E NOV2018	01	088831	247,267.00-	10	034008	01	088831	N	Y
		RFS BONDS,SERIES2017E MAY2019	01	088831	264,367.00-	10	034008	01	088831	N	Y
		RFS BONDS,SERIES2013AB MAY2019	01	088831	654,500.00-	10	034008	01	088831	N	Y
		** Decrease in Fund Balance **			1,526,170.00-						
10	034013	AFR YEAR END ENTRIES/INVEST ADJ									
		DISCOUNTS-SALES	10	052900	924,912.00	10	529007-00000	10	340130-00000	N	
		** Increase in Fund Balance **			924,912.00						
10	052900	OTHER GIFTS WITH PURPOSE									
		DISCOUNTS-SALES	10	034013	924,912.00-	10	529007-00000	10	340130-00000	N	
		** Decrease in Fund Balance **			924,912.00-						

Printed on a Xerox 9700 Laser Printing System at the Computing Services Center / Texas A&M University

Form: URGB01 (02/05/85)

CC	Account	Transaction Description	--- Offset --- CC	Account	Amount	-------- Actual Entry --------- ---- From ----- CC	Account	----- To ------ CC	Account	Feed	Mand
10	010000	EDUCATIONAL & GENERAL INCOME									
		COLLEGE WORK STUDY PROG STATE	10	100419-00000	8,791.00	10	100419-00000	10	011180	Y	
		STATE BASIC AID	10	100424-00000	21,906,357.00	10	100424-00000	10	011180	Y	
		ERS-GIP	10	100427-00000	1,967,573.00	10	100427-00000	10	011180	Y	
		OYSTER STUDY & ANALYSIS	10	100428-00000	70,159.00	10	100428-00000	10	011180	Y	
		STATE-PAID BENEFITS (REVENUE)	10	100438-00000	1,905,203.00	10	100438-00000	10	011180	Y	
		TUI GRAD DIFF	10	101800-00000	77,238.00	10	101800-00000	10	011180	Y	
		TPEG:RESIDENT	10	101800-00000	154,477.00	10	101800-00000	10	261250-00000	N	
		STAT TUI-TAMUG	10	101800-00000	875,368.00	10	101800-00000	10	011180	Y	
		TPEG:NON-RESIDENT	10	101801-00000	17,829.00	10	101801-00000	10	261260-00000	N	
		STAT TUI-TAMUG	10	101801-00000	576,475.00	10	101801-00000	10	011180	Y	
		TPEG:RESIDENT	10	101802-00000	11,953.00	10	101802-00000	10	261250-00000	N	
		STAT TUI-TAMUG	10	101802-00000	67,732.00	10	101802-00000	10	011180	Y	
		STAT TUI-TAMUG	10	101803-00000	743,865.00	10	101803-00000	10	011180	Y	
		TPEG:RESIDENT	10	101803-00000	131,270.00	10	101803-00000	10	261250-00000	N	
		TUI GRAD DIFF	10	101803-00000	65,635.00	10	101803-00000	10	011180	Y	
		TPEG:NON-RESIDENT	10	101804-00000	20,522.00	10	101804-00000	10	261260-00000	N	
		STAT TUI-TAMUG	10	101804-00000	663,531.00	10	101804-00000	10	011180	Y	
		TPEG:RESIDENT	10	101805-00000	9,183.00	10	101805-00000	10	261250-00000	N	
		STAT TUI-TAMUG	10	101805-00000	52,036.00	10	101805-00000	10	011180	Y	
		STAT TUI-TAMUG	10	101806-00000	201,827.00	10	101806-00000	10	011180	Y	
		TPEG:RESIDENT	10	101806-00000	35,616.00	10	101806-00000	10	261250-00000	N	
		TUI GRAD DIFF	10	101806-00000	17,808.00	10	101806-00000	10	011180	Y	
		STAT TUI-TAMUG	10	101807-00000	73,668.00	10	101807-00000	10	011180	Y	
		TPEG:NON-RESIDENT	10	101807-00000	2,278.00	10	101807-00000	10	261260-00000	N	
		TPEG:RESIDENT	10	101808-00000	1,467.00	10	101808-00000	10	261250-00000	N	
		STAT TUI-TAMUG	10	101808-00000	8,315.00	10	101808-00000	10	011180	Y	
		TUI GRAD DIFF	10	101812-00000	160,682.00	10	101812-00000	10	011180	Y	
		WAIVERS:TUITION (REVENUE)	10	101815-00000	904,168.00	10	101815-00000	10	011180	Y	
		WAIVERS:LAB FEES (REVENUE)	10	101816-00000	4,522.00	10	101816-00000	10	011180	Y	
		LAB FEES:LIBERAL STUDIES	10	101823-00000	10,321.00	10	101823-00000	10	011180	Y	
		LAB FEES:FOUNDATIONAL SCIENCES	10	101833-00000	30,730.00	10	101833-00000	10	011180	Y	
		LAB FEES:MARINE BIOLOGY	10	101843-00000	43,463.00	10	101843-00000	10	011180	Y	
		LAB FEES:MARINE ENGINEERING	10	101853-00000	11,402.00	10	101853-00000	10	011180	Y	
		LAB FEES:MARINE SCIENCE	10	101863-00000	7,682.00	10	101863-00000	10	011180	Y	
		LAB FEES:NAVAL SCIENCE	10	101893-00000	1,277.00	10	101893-00000	10	011180	Y	
		INTEREST INCOME OF FUND 275	10	102805-00000	30,000.00	10	102805-00000	10	011180	Y	
		INTEREST INCOME	10	102806-00000	225,000.00	10	102806-00000	10	011180	Y	
		** Potential Increase in Fund Balan			31,095,423.00						
10	012090	INSTITUTIONAL SUPPORT									
		PRESIDENT'S OFFICE	10	120904-00000	1,397,741.00-	10	011180	10	120904-00000	Y	
		ASSOC CAMPUS DEAN-ACADEMICS	10	120905-00000	817,263.00-	10	011180	10	120905-00000	Y	
		UNIVERSITY PERSONNEL	10	120906-00000	240,729.00-	10	011180	10	120906-00000	Y	
		ASSOC VICE PRES ADMINISTRATION	10	120907-00000	70,268.00-	10	011180	10	120907-00000	Y	
		ACADEMIC ENHANCEMENT	10	120912-00000	323,998.00-	10	011180	10	120912-00000	Y	
		OFFICE OF BUDGETS & FINANCE	10	120914-00000	122,677.00-	10	011180	10	120914-00000	Y	

Printed on a Xerox 9700 Laser Printing System at the Computing Services Center / Texas A&M University

Form: URGB01 (02/05/85)

CC	Account	Transaction Description	--- Offset --- CC	Account	Amount	Actual Entry --- From CC	Account	To CC	Account	Feed	Mand
10	012090	INSTITUTIONAL SUPPORT									
		COMPUTING AND INFO SERVICES	10	121805-00000	753,991.00-	10	011180	10	121805-00000	Y	
		UNIVERSITY MAIL SERVICE	10	121808-00000	61,136.00-	10	011180	10	121808-00000	Y	
		** Potential Decrease in Fund Balan			3,787,803.00-						
10	012091	STUDENT SERVICES									
		STUDENT AFFAIRS	10	120911-00000	525,496.00-	10	011180	10	120911-00000	Y	
		ENROLLMENT SERVICES	10	120915-00000	630,649.00-	10	011180	10	120915-00000	Y	
		** Potential Decrease in Fund Balan			1,156,145.00-						
10	012092	ACADEMIC SUPPORT									
		AS:RGS-GRAD	10	120920-00000	61,441.00-	10	011180	10	120920-00000	Y	
		** Potential Decrease in Fund Balan			61,441.00-						
10	012100	BENEFITS									
		UCI-UNEMPLOYMENT COMPENSATION	10	121103-00000	48,000.00-	10	011180	10	121103-00000	Y	
		Gip-Instruction	10	121111-00000	867,000.00-	10	011180	10	121111-00000	Y	
		Gip-Institutional Support	10	121112-00000	605,600.00-	10	011180	10	121112-00000	Y	
		Fica-Institutional Support	10	121122-00000	119,025.00-	10	011180	10	121122-00000	Y	
		Orp-Institutional Support	10	121142-00000	166,071.00-	10	011180	10	121142-00000	Y	
		Longevity-Institutional Support	10	121152-00000	129,962.00-	10	011180	10	121152-00000	Y	
		Wci:Institutional Support	10	121162-00000	80,861.00-	10	011180	10	121162-00000	Y	
		STATE-PAID BENEFITS:AS	10	121170-00000	40,000.00-	10	011180	10	121170-00000	Y	
		STATE-PAID BENEFITS:IN	10	121171-00000	931,159.00-	10	011180	10	121171-00000	Y	
		STATE-PAID BENEFITS:IS	10	121172-00000	245,000.00-	10	011180	10	121172-00000	Y	
		STATE-PAID BENEFITS:PL	10	121173-00000	56,000.00-	10	011180	10	121173-00000	Y	
		STATE-PAID BENEFITS:RS	10	121174-00000	12,000.00-	10	011180	10	121174-00000	Y	
		STATE-PAID BENEFITS:SS	10	121175-00000	55,000.00-	10	011180	10	121175-00000	Y	
		STATE-PAID BENEFITS:SF	10	121177-00000	213.00-	10	011180	10	121177-00000	Y	
		Unallocated Merit/Pay Plan Adj:I	10	121191-00000	164,917.00-	10	011180	10	121191-00000	Y	
		Unallocated Merit/Pay Plan Adj:I	10	121192-00000	133,226.00-	10	011180	10	121192-00000	Y	
		MARKET ADJUSTMENT: IN	10	121196-00000	75,000.00-	10	011180	10	121196-00000	Y	
		MARKET ADJUSTMENT: IS	10	121198-00000	50,000.00-	10	011180	10	121198-00000	Y	
		UNALLOCATED SALARIES	10	121200-00000	10,000.00-	10	011180	10	121200-00000	Y	
		** Potential Decrease in Fund Balan			3,789,034.00-						
10	013000	INSTRUCTION-DOE & FACULTY SAL									
		MARINE ENGINEERING	10	132801-00000	986,001.00-	10	011180	10	132801-00000	Y	
		MARINE TRANSPORTATION	10	132806-00000	961,866.00-	10	011180	10	132806-00000	Y	
		MARITIME ADMINISTRATION	10	132811-00000	1,198,738.00-	10	011180	10	132811-00000	Y	
		FOUNDATIONAL SCIENCES	10	132816-00000	1,311,505.00-	10	011180	10	132816-00000	Y	
		GENERAL ACADEMICS	10	132826-00000	1,801,069.00-	10	011180	10	132826-00000	Y	
		MARINE SCIENCE	10	132831-00000	1,470,000.00-	10	011180	10	132831-00000	Y	
		MARINE BIOLOGY	10	132836-00000	1,737,034.00-	10	011180	10	132836-00000	Y	
		VPRS:CENTER FOR BEACHES & SHOR	10	132839-00000	46,934.00-	10	011180	10	132839-00000	Y	
		SUMMER SCHOOL SALARIES	10	132855-00000	300,000.00-	10	011180	10	132855-00000	Y	
		LAB FEES:LIBERAL STUDIES	10	132923-00000	10,321.00-	10	011180	10	132923-00000	Y	

Printed on a Xerox 9700 Laser Printing System at the Computing Services Center / Texas A&M University

Form: URGB01 (02/05/85)

CC	Account	Transaction Description	Offset CC	Offset Account	Amount	Actual Entry From CC	Actual Entry From Account	Actual Entry To CC	Actual Entry To Account	Feed	Mand
10	013000	INSTRUCTION-DOE & FACULTY SAL									
		LAB FEES:FOUNDATIONAL SCIENCES	10	132933-00000	30,730.00-	10	011180	10	132933-00000	Y	
		LABE FEES:MARINE BIOLOGY	10	132943-00000	43,463.00-	10	011180	10	132943-00000	Y	
		LAB FEES:MARINE ENGINEERING	10	132953-00000	11,402.00-	10	011180	10	132953-00000	Y	
		LAB FEES:MARINE SCIENCES	10	132963-00000	7,682.00-	10	011180	10	132963-00000	Y	
		LAB FEES:NAVAL SCIENCE	10	132993-00000	1,277.00-	10	011180	10	132993-00000	Y	
		** Potential Decrease in Fund Balan			9,918,022.00-						
10	014900	LIBRARY									
		LIBRARY	10	149903-00000	393,117.00-	10	011180	10	149903-00000	Y	
		** Potential Decrease in Fund Balan			393,117.00-						
10	015050	CAMPUS SECURITY									
		UNIVERSITY POLICE	10	150552-00000	604,607.00-	10	011180	10	150552-00000	Y	
		** Potential Decrease in Fund Balan			604,607.00-						
10	015180	MESSO SALARIES									
		MESSO-SALARIES	10	151800-00000	248,508.00-	10	011180	10	151800-00000	Y	
		** Potential Decrease in Fund Balan			248,508.00-						
10	015190	SHIP OPERATIONS									
		TEXAS MARITIME ACADEMY	10	151904-00000	708,005.00-	10	011180	10	151904-00000	Y	
		** Potential Decrease in Fund Balan			708,005.00-						
10	016115	OYSTER STUDY & ANALYSIS FY18 HB1									
		OYSTER STUDY & ANALYSIS HB1903	10	161150-00000	70,159.00-	10	011180	10	161150-00000	Y	
		** Potential Decrease in Fund Balan			70,159.00-						
10	016388	WAIVERS:EXPENSE-SCHOLARSHIP									
		WAIVERS:TUITION (EXPENSE)	10	163885-00000	904,168.00-	10	011180	10	163885-00000	Y	
		WAIVERS:LAB FEES (EXPENSE)	10	163886-00000	4,522.00-	10	011180	10	163886-00000	Y	
		** Potential Decrease in Fund Balan			908,690.00-						
10	016399	COLLEGE WORK STUDY-STATE									
		COLLEGE WORK STUDY-STATE	10	163991-00000	8,000.00-	10	011180	10	163991-00000	Y	
		** Potential Decrease in Fund Balan			8,000.00-						
10	016630	COASTAL ZONE LABORATORY									
		COASTAL ZONE LABORATORY	10	166302-00000	11,438.00-	10	011180	10	166302-00000	Y	
		** Potential Decrease in Fund Balan			11,438.00-						
10	016650	TEXAS INSTITUTE OF OCEANOGRAPHY:									
		TIO:ADMINISTRATION ACCOUNT	10	166501-00000	118,052.00-	10	011180	10	166501-00000	Y	
		TIO:UNDERGRAD FELLOWSHIPS	10	166505-00000	9,000.00-	10	011180	10	166505-00000	Y	
		TIO:CENTER FOR TX BEACHES	10	166525-00000	31,456.00-	10	011180	10	166525-00000	Y	
		TIO:GRADUATE FELLOWSHIPS	10	166588-00000	17,100.00-	10	011180	10	166588-00000	Y	
		** Potential Decrease in Fund Balan			175,608.00-						

Printed on a Xerox 9700 Laser Printing System at the Computing Services Center / Texas A&M University

Form: URGB01 (02/05/85)

CC	Account	Transaction Description	Offset CC	Offset Account	Amount	Actual Entry From CC	Actual Entry From Account	Actual Entry To CC	Actual Entry To Account	Feed	Mand
10	016660	TEXAS INSTITUTE OF OCEANOGRAPHY:									
		TIO:MARICULTURE	10	166604-00000	50,000.00-	10	011180	10	166604-00000	Y	
		** Potential Decrease in Fund Balan			50,000.00-						
10	016670	TEXAS INSTITUTE OF OCEANOGRAPHY:									
		TIO:MARS RESEARCH/LOER	10	166777-00000	9,000.00-	10	011180	10	166777-00000	Y	
		** Potential Decrease in Fund Balan			9,000.00-						
10	016900	TEXAS COMPREHENSIVE RESEARCH FUN									
		RDF:RESEARCH DEVELOPMENT FUND	10	169000-00000	199,620.00-	10	011180	10	169000-00000	Y	
		RDF:CENTER FOR TX BEACHES	10	169025-00000	15,000.00-	10	011180	10	169025-00000	Y	
		RDF:RESEARCH SALARIES	10	169050-00000	75,000.00-	10	011180	10	169050-00000	Y	
		RDF:MARS:RESEARCH AWARDS	10	169100-00000	20,000.00-	10	011180	10	169100-00000	Y	
		RDF:MARD:RESEARCH AWARDS	10	169200-00000	45,000.00-	10	011180	10	169200-00000	Y	
		** Potential Decrease in Fund Balan			354,620.00-						
10	017990	UNIVERSITY RESERVE									
		UNIVERSITY RESERVE	10	179901-00000	31,457.00-	10	011180	10	179901-00000	Y	
		** Potential Decrease in Fund Balan			31,457.00-						
10	023000	INDIRECT COST FUNDS									
		IDC:RES ENH-RSCH MGMT	10	230332-00000	275,000.00-	10	023000	10	230332-00000	Y	
		IDC:RESERVE	10	230399-00000	205,000.00-	10	023000	10	230399-00000	Y	
		IDC:RESEARCH MANAGEMENT	10	230504-00000	270,000.00-	10	023000	10	230504-00000	Y	
		FEDERL GRANTS-INDIRECT COST	10	230801-00000	500,000.00	10	230801-00000	10	023000	Y	
		STATE GRANTS-INDIRECT COST	10	230802-00000	50,000.00	10	230802-00000	10	023000	Y	
		PRIVATE GRANTS-INDIRECT COST	10	230803-00000	400,000.00	10	230803-00000	10	023000	Y	
		RESEARCH FOUNDATION IDC RETAIN	10	230899-00000	200,000.00-	10	023000	10	230899-00000	Y	
		** Potential Decrease in Fund Balan			0.00						
10	023700	UAF:UNIV ADV FEE REVENUE									
		UAF:STUDENT LIBRARY USE	10	237000-00000	935,480.00	10	237000-00000	10	237202-00000	Y	
		UAF:STUDENT IDENTIFICATION	10	237000-00000	25,021.00	10	237000-00000	10	237700-00000	Y	
		UAF:SF:DIVERSITY & INCLUSION	10	237000-00000	28,000.00	10	237000-00000	10	237607-00000	Y	
		UAF:INTERNATIONAL EDUCATION	10	237000-00000	16,692.00	10	237000-00000	10	237600-00000	Y	
		UAF:SOFTWARE LICENSING-STUDENT	10	237000-00000	82,594.00	10	237000-00000	10	237300-00000	Y	
		UAF:PURCHASED UTILITIES	10	237000-00000	300,000.00	10	237000-00000	10	237204-00000	Y	
		UAF:AS:VESSEL USE FEE	10	237000-00000	379,398.00	10	237000-00000	10	237203-00000	Y	
		UAF:COMPUTER SERVICE	10	237000-00000	741,983.00	10	237000-00000	10	237200-00000	Y	
		STUDENT SERVICES:GENERAL	10	237000-00000	28,787.00	10	237000-00000	10	237701-00000	Y	
		UAF:STUDENT SERVICES:SENATE	10	237000-00000	12,000.00	10	237000-00000	10	237706-00000	Y	
		UAF:STUDENT SERVICES:STUD ACTI	10	237000-00000	6,466.00	10	237000-00000	10	237705-00000	Y	
		STUDENT SERVICES:STUD ACTIVITY	10	237000-00000	136,253.00	10	237000-00000	10	237704-00000	Y	
		STUDENT SERVICES:CAREER PLAN	10	237000-00000	138,820.00	10	237000-00000	10	237703-00000	Y	
		STUDENT SERVICES:FINANCIAL AID	10	237000-00000	35,182.00	10	237000-00000	10	237702-00000	Y	
		UAF:UNDERGRAD ADVISING	10	237000-00000	125,014.00	10	237000-00000	10	237201-00000	Y	
		UAF:RS:GRADUATE SALARY POOL	10	237000-00000	1,062,000.00	10	237000-00000	10	237159-00000	Y	
		** Potential Increase in Fund Balan			4,053,690.00						

Printed on a Xerox 9700 Laser Printing System at the Computing Services Center / Texas A&M University

Form: URGB01 (02/05/85)

CC	Account	Transaction Description	--- Offset --- CC	Account	Amount	-------- Actual Entry --------- ---- From ----- CC	Account	----- To ------ CC	Account	Feed	Mand
10	023710	UAF:AS:ACADEMIC SUPPORT									
		UAF:RS:GRADUATE SALARY POOL	10	237159-00000	1,062,000.00-	10	237000-00000	10	237159-00000	Y	
		UAF:COMPUTER SERVICE	10	237200-00000	741,983.00-	10	237000-00000	10	237200-00000	Y	
		UAF:UNDERGRAD ADVISING	10	237201-00000	125,014.00-	10	237000-00000	10	237201-00000	Y	
		UAF:STUDENT LIBRARY USE	10	237202-00000	935,480.00-	10	237000-00000	10	237202-00000	Y	
		UAF:SOFTWARE LICENSING-STUDENT	10	237300-00000	82,594.00-	10	237000-00000	10	237300-00000	Y	
		UAF:INTERNATIONAL EDUCATION	10	237600-00000	16,692.00-	10	237000-00000	10	237600-00000	Y	
		UAF:SF:DIVERSITY & INCLUSION	10	237607-00000	28,000.00-	10	237000-00000	10	237607-00000	Y	
		UAF:STUDENT IDENTIFICATION	10	237700-00000	25,021.00-	10	237000-00000	10	237700-00000	Y	
		STUDENT SERVICES:GENERAL	10	237701-00000	28,787.00-	10	237000-00000	10	237701-00000	Y	
		STUDENT SERVICES:FINANCIAL AID	10	237702-00000	35,182.00-	10	237000-00000	10	237702-00000	Y	
		STUDENT SERVICES:CAREER PLAN	10	237703-00000	138,820.00-	10	237000-00000	10	237703-00000	Y	
		STUDENT SERVICES:STUD ACTIVITY	10	237704-00000	136,253.00-	10	237000-00000	10	237704-00000	Y	
		UAF:STUDENT SERVICES:STUD ACTI	10	237705-00000	6,466.00-	10	237000-00000	10	237705-00000	Y	
		UAF:STUDENT SERVICES:SENATE	10	237706-00000	12,000.00-	10	237000-00000	10	237706-00000	Y	
		** Potential Decrease in Fund Balan			3,374,292.00-						
10	023720	UAF:IS:INSTITUTIONAL SUPPORT									
		UAF:AS:VESSEL USE FEE	10	237203-00000	379,398.00-	10	237000-00000	10	237203-00000	Y	
		UAF:PURCHASED UTILITIES	10	237204-00000	300,000.00-	10	237000-00000	10	237204-00000	Y	
		** Potential Decrease in Fund Balan			679,398.00-						
10	023800	DF:IS:DIFF TUIT:RESIDENT:UG									
		DF:DIFFERENTIAL ALLOCATION	10	238000-00000	1,278,270.00	10	238000-00000	10	239000-00000	Y	
		** Potential Increase in Fund Balan			1,278,270.00						
10	023810	DF:IS:DIFF TUIT NON-RES:UG									
		DF:DIFFERENTIAL ALLOCATION	10	238100-00000	92,307.00	10	238100-00000	10	239000-00000	Y	
		DF:DIFFERENTIAL ALLOCATION	10	238110-00000	200,000.00	10	238110-00000	10	239000-00000	Y	
		DF:DIFFERENTIAL ALLOCATION	10	238120-00000	250,000.00	10	238120-00000	10	239000-00000	Y	
		** Potential Increase in Fund Balan			542,307.00						
10	023820	DF:IS:DIFF TUIT LIC OPT:UG									
		DF:DIFFERENTIAL ALLOCATION	10	238200-00000	404,435.00	10	238200-00000	10	239000-00000	Y	
		** Potential Increase in Fund Balan			404,435.00						
10	023900	DF:IN:INSTRUCTION (ALLOC)									
		DF:AS:MATH LAB	10	239000-00000	50,000.00	10	239000-00000	10	239252-00000	Y	
		DF:SS:SAILING	10	239000-00000	9,000.00	10	239000-00000	10	239302-00000	Y	
		DF:DEVELOPMENT OFFICE	10	239000-00000	30,000.00	10	239000-00000	10	239350-00000	Y	
		DF:SS:SPORTS REC OPERATIONS	10	239000-00000	58,136.00	10	239000-00000	10	239300-00000	Y	
		DF:FIN'L AID:FLEX TUI RES UG	10	239000-00000	266,252.00	10	239000-00000	10	263330-00000	Y	
		DF:RS:POST DOC SALARIES	10	239000-00000	67,189.00	10	239000-00000	10	239109-00000	Y	
		DF:AS:WRITING CENTER	10	239000-00000	43,910.00	10	239000-00000	10	239251-00000	Y	
		DF:RS:UG:RESEARCH FELLOWSHIPS	10	239000-00000	20,000.00	10	239000-00000	10	239111-00000	Y	
		DF:RS:GAR:MARB IDP AWARD	10	239000-00000	141,763.00	10	239000-00000	10	239114-00000	Y	
		DF:SS:MAROON DELEGATE EVENTS	10	239000-00000	9,630.00	10	239000-00000	10	239108-00000	Y	

Printed on a Xerox 9700 Laser Printing System at the Computing Services Center / Texas A&M University

Form: URGB01 (02/05/85)

CC	Account	Transaction Description	Offset CC	Offset Account	Amount	Actual Entry From CC	Actual Entry From Account	Actual Entry To CC	Actual Entry To Account	Feed	Mand
10	023900	DF:IN:INSTRUCTION (ALLOC)									
		DF:RS:UG:RESEARCH TRAVEL	10	239000-00000	10,000.00	10	239000-00000	10	239112-00000	Y	
		DF:RS:GAR:GRAD 2 YR COMP AWARDS	10	239000-00000	146,388.00	10	239000-00000	10	239113-00000	Y	
		DF:AS:EXEC AVPAA DISCRETIONARY	10	239000-00000	230,000.00	10	239000-00000	10	239107-00000	Y	
		DF:RS:GRADUATE STUDIES BOOST AWA	10	239000-00000	118,193.00	10	239000-00000	10	239110-00000	Y	
		ADJUNCT FACULTY POOL	10	239000-00000	674,400.00	10	239000-00000	10	239115-00000	Y	
		DF:DIFFERENTIAL ALLOCATION	10	239000-00000	250,000.00-	10	238120-00000	10	239000-00000	Y	
		DF:IN:TAMU ENGR POST DOCS	10	239000-00000	200,000.00	10	239000-00000	10	239106-00000	Y	
		DF:IN:WAVE OPERATIONS	10	239000-00000	10,000.00	10	239000-00000	10	239101-00000	Y	
		DF:DIFFERENTIAL ALLOCATION	10	239000-00000	404,435.00-	10	238200-00000	10	239000-00000	Y	
		DF:IN:NAVAL SCIENCE	10	239000-00000	3,489.00	10	239000-00000	10	239103-00000	Y	
		DF:DIFFERENTIAL ALLOCATION	10	239000-00000	200,000.00-	10	238110-00000	10	239000-00000	Y	
		DF:DIFFERENTIAL ALLOCATION	10	239000-00000	92,307.00-	10	238100-00000	10	239000-00000	Y	
		DF:DIFFERENTIAL ALLOCATION	10	239000-00000	1,278,270.00-	10	238000-00000	10	239000-00000	Y	
		DF:AS:EXEC AVPAA DISCRETIONARY	10	239107-00000	230,000.00-	10	239000-00000	10	239107-00000	Y	
		DF:SS:MAROON DELEGATE EVENTS	10	239108-00000	9,630.00-	10	239000-00000	10	239108-00000	Y	
		DF:RS:POST DOC SALARIES	10	239109-00000	67,189.00-	10	239000-00000	10	239109-00000	Y	
		DF:RS:GRADUATE STUDIES BOOST AWA	10	239110-00000	118,193.00-	10	239000-00000	10	239110-00000	Y	
		DF:RS:UG:RESEARCH FELLOWSHIPS	10	239111-00000	20,000.00-	10	239000-00000	10	239111-00000	Y	
		DF:RS:UG:RESEARCH TRAVEL	10	239112-00000	10,000.00-	10	239000-00000	10	239112-00000	Y	
		DF:RS:GAR:GRAD 2 YR COMP AWARDS	10	239113-00000	146,388.00-	10	239000-00000	10	239113-00000	Y	
		DF:RS:GAR:MARB IDP AWARD	10	239114-00000	141,763.00-	10	239000-00000	10	239114-00000	Y	
		ADJUNCT FACULTY POOL	10	239115-00000	674,400.00-	10	239000-00000	10	239115-00000	Y	
		** Potential Decrease in Fund Balan			1,554,225.00-						
10	023910	DF:AS:ACADEMIC SUPPORT (ALLOC)									
		DF:IN:WAVE OPERATIONS	10	239101-00000	10,000.00-	10	239000-00000	10	239101-00000	Y	
		DF:IN:NAVAL SCIENCE	10	239103-00000	3,489.00-	10	239000-00000	10	239103-00000	Y	
		DF:IN:TAMU ENGR POST DOCS	10	239106-00000	200,000.00-	10	239000-00000	10	239106-00000	Y	
		** Potential Decrease in Fund Balan			213,489.00-						
10	023925	DF:AS:ACADEMIC SUPPORT (ALLOC)									
		DF:AS:WRITING CENTER	10	239251-00000	43,910.00-	10	239000-00000	10	239251-00000	Y	
		DF:AS:MATH LAB	10	239252-00000	50,000.00-	10	239000-00000	10	239252-00000	Y	
		** Potential Decrease in Fund Balan			93,910.00-						
10	023930	DF:RS:RESEARCH (ALLOC)									
		DF:SS:SPORTS REC OPERATIONS	10	239300-00000	58,136.00-	10	239000-00000	10	239300-00000	Y	
		DF:SS:SAILING	10	239302-00000	9,000.00-	10	239000-00000	10	239302-00000	Y	
		** Potential Decrease in Fund Balan			67,136.00-						
10	023935	DF:IS:DIFFERENTIAL TUITION (ALLO									
		DF:DEVELOPMENT OFFICE	10	239350-00000	30,000.00-	10	239000-00000	10	239350-00000	Y	
		** Potential Decrease in Fund Balan			30,000.00-						
10	024020	TAMU-TAMUG FIN AGRMNT ASSESSMNT									
		TAMU-TAMUG FIN AGRMNT ASSMNT	10	240202-00000	955,418.00-	10	261100-00000	10	240202-00000	Y	
		** Potential Decrease in Fund Balan			955,418.00-						

Printed on a Xerox 9700 Laser Printing System at the Computing Services Center / Texas A&M University

Form: URGB01 (02/05/85)

CC	Account	Transaction Description	Offset CC	Offset Account	Amount	Actual Entry From CC	Actual Entry From Account	Actual Entry To CC	Actual Entry To Account	Feed	Mand
10	026004	FISCAL DEPARTMENT REVOLVING									
		ENROLLMENT MANAGEMENT OFFICE	10	260040-00000	25,000.00	10	260040-00000	10	260120-00000	Y	
		** Potential Increase in Fund Balan			25,000.00						
10	026012	ENROLLMENT MANAGMENT OFFICE									
		ENROLLMENT MANAGEMENT OFFICE	10	260120-00000	25,000.00-	10	260040-00000	10	260120-00000	Y	
		** Potential Decrease in Fund Balan			25,000.00-						
10	026110	DT:DESIGNATED TUITION									
		DT:SS:RECRUITING INITIATIVES	10	261100-00000	216,600.00	10	261100-00000	10	264605-00000	Y	
		DT:IN:STCW OPERATIONS	10	261100-00000	20,500.00	10	261100-00000	10	264712-00000	Y	
		DT:IN:TMA-SHIP OPERATIONS	10	261100-00000	160,000.00	10	261100-00000	10	264711-00000	Y	
		DT:PL:PURHCASED UTILITIES	10	261100-00000	1,088,000.00	10	261100-00000	10	264710-00000	Y	
		DT:PL:OUTSOURCING:SSC BASE FEE	10	261100-00000	1,938,726.00	10	261100-00000	10	264705-00000	Y	
		DT:IS:MAIL SERVICE OPERATIONS	10	261100-00000	18,903.00	10	261100-00000	10	264706-00000	Y	
		DT:RES ENH-RSCH MGMT	10	261100-00000	8,624.00	10	261100-00000	10	264332-00000	Y	
		DT:SS:STUDENT AFFAIRS OPS	10	261100-00000	12,970.00	10	261100-00000	10	264601-00000	Y	
		DT:SS:PUBLICATIONS	10	261100-00000	37,000.00	10	261100-00000	10	264600-00000	Y	
		DT:SF:SCHOLARSHIPS	10	261100-00000	275,000.00	10	261100-00000	10	264500-00000	Y	
		DT:RES ENH:ACADEMIC RSCH ENH	10	261100-00000	50,000.00	10	261100-00000	10	264399-00000	Y	
		DT:SS:ADMISSION/RECORDS OPS	10	261100-00000	24,511.00	10	261100-00000	10	264603-00000	Y	
		DT:PS:SCIENCE FAIR	10	261100-00000	4,000.00	10	261100-00000	10	264400-00000	Y	
		DT:AS:RGS-OFFICE OF GRAD PROGS	10	261100-00000	30,000.00	10	261100-00000	10	264104-00000	Y	
		DT:IS:POLICE OPERATIONS	10	261100-00000	50,990.00	10	261100-00000	10	264205-00000	Y	
		DT:IS:TAMU-CIS PRINTING ASSMNT	10	261100-00000	108,253.00	10	261100-00000	10	264221-00000	Y	
		DT:IS:SAFETY COORDINATOR	10	261100-00000	27,705.00	10	261100-00000	10	264218-00000	Y	
		DT:IS:INSTIT'L STUDIES	10	261100-00000	8,690.00	10	261100-00000	10	264217-00000	Y	
		DT:IS:BANK SERVICE CHARGES	10	261100-00000	160,000.00	10	261100-00000	10	264208-00000	Y	
		DT:IS:TTVN CHARGES	10	261100-00000	80,772.00	10	261100-00000	10	264206-00000	Y	
		DT:IS:PRESIDENT'S OPS	10	261100-00000	167,500.00	10	261100-00000	10	264207-00000	Y	
		DT:IS:INSTITUTIONAL MEMBERSHIP	10	261100-00000	23,000.00	10	261100-00000	10	264203-00000	Y	
		DT:IS:TELEPHONE OPERATIONS	10	261100-00000	167,646.00	10	261100-00000	10	264222-00000	Y	
		DT:IS:COMPLIANCE	10	261100-00000	12,500.00	10	261100-00000	10	264228-00000	Y	
		DT:IS:DIVERSITY	10	261100-00000	5,000.00	10	261100-00000	10	264227-00000	Y	
		DT:IS:EMERGENCY OPERATIONS	10	261100-00000	10,000.00	10	261100-00000	10	264226-00000	Y	
		DT:IS:BACKGROUND SCURITY CHECK	10	261100-00000	16,000.00	10	261100-00000	10	264225-00000	Y	
		DT:IS:VP & CHF OPER'N OFCR-HOUSI	10	261100-00000	52,044.00	10	261100-00000	10	264223-00000	Y	
		DT:IS:SWIMMING POOL OPS	10	261100-00000	25,000.00	10	261100-00000	10	264224-00000	Y	
		DT:IS:HUMAN RESOURCES OPS	10	261100-00000	66,450.00	10	261100-00000	10	264202-00000	Y	
		DT:IS:COMMITTEE TRAVEL	10	261100-00000	2,000.00	10	261100-00000	10	264201-00000	Y	
		DT:AS:ACADEMIC SUPPORT	10	261100-00000	35,000.00	10	261100-00000	10	264105-00000	Y	
		DT:IS:BUDGETS & FINANCE	10	261100-00000	73,117.00	10	261100-00000	10	264204-00000	Y	
		DT:IS:AVP ADMIN DISCRETIONARY	10	261100-00000	15,353.00	10	261100-00000	10	264200-00000	Y	
		DT:IN:SIMULATOR OPERATIONS	10	261100-00000	20,000.00	10	261100-00000	10	264016-00000	Y	
		DT:AS:COMMENCEMENT	10	261100-00000	30,000.00	10	261100-00000	10	264101-00000	Y	
		DT:AS:ACADEMIC AFFAIRS OPS	10	261100-00000	36,800.00	10	261100-00000	10	264100-00000	Y	
		DT:IN:DISABILITY SVC/ACCOMOD	10	261100-00000	20,000.00	10	261100-00000	10	264025-00000	Y	

Printed on a Xerox 9700 Laser Printing System at the Computing Services Center / Texas A&M University

Form: URGB01 (02/05/85)

CC	Account	Transaction Description	--- Offset --- CC	Account	Amount	-------- Actual Entry --------- ---- From ----- CC	Account	----- To ------ CC	Account	Feed	Mand
10	026110	DT:DESIGNATED TUITION									
		DT:IN:TMA-OFC OF COMMANDANT	10	261100-00000	19,609.00	10	261100-00000	10	264017-00000	Y	
		DT:AS:LIBRARY OPS	10	261100-00000	29,343.00	10	261100-00000	10	264103-00000	Y	
		DT:IN:GRADUATE STUDENT SUPPORT	10	261100-00000	110,000.00	10	261100-00000	10	264018-00000	Y	
		DT:IN:MARINE ENGINEERING	10	261100-00000	110,400.00	10	261100-00000	10	264005-00000	Y	
		DT:IN:WATERFRONT OPS	10	261100-00000	74,200.00	10	261100-00000	10	264015-00000	Y	
		DT:IN:QEP INITIATIVES	10	261100-00000	4,600.00	10	261100-00000	10	264013-00000	Y	
		DT:IN:TMA-SUPERINTENDENT	10	261100-00000	4,905.00	10	261100-00000	10	264012-00000	Y	
		DT:IN:LIBERAL STUDIES	10	261100-00000	341,126.00	10	261100-00000	10	264009-00000	Y	
		DT:IN:MARINE TRANSPORTATION	10	261100-00000	110,400.00	10	261100-00000	10	264006-00000	Y	
		DT:IN:MARITIME ADMINISTRATION	10	261100-00000	141,915.00	10	261100-00000	10	264007-00000	Y	
		DT:FIN'L AID:FLEX TUI RES UG	10	261100-00000	949,309.00	10	261100-00000	10	261330-00000	Y	
		DT:IN:MARINE BIOLOGY	10	261100-00000	290,145.00	10	261100-00000	10	264003-00000	Y	
		DT:FIN'L AID:FLEX TUI RES GRAD	10	261100-00000	75,723.00	10	261100-00000	10	261331-00000	Y	
		DT:IN:FOUNDATIONAL SCIENCES	10	261100-00000	174,120.00	10	261100-00000	10	264002-00000	Y	
		DT:IN:ACADEMIC ENHANCEMENT OPS	10	261100-00000	88,330.00	10	261100-00000	10	264001-00000	Y	
		TAMU-TAMUG FIN AGRMNT ASSMNT	10	261100-00000	955,418.00	10	261100-00000	10	240202-00000	Y	
		DT:IN:MARINE SCIENCE	10	261100-00000	240,925.00	10	261100-00000	10	264004-00000	Y	
		RFS BONDS,SERIES2009AB MAY2019	10	261100-00000	151,980.00	10	261100-00000	10	026110	Y	
		RFS BONDS,SERIES2016C NOV2018	10	261100-00000	41,501.00	10	261100-00000	10	026110	Y	
		RFS BONDS,SERIES2016C MAY2019	10	261100-00000	41,499.00	10	261100-00000	10	026110	Y	
		RFS BONDS,SERIES2009AB NOV2018	10	261100-00000	2,980.00	10	261100-00000	10	026110	Y	
		** Potential Increase in Fund Balan			9,057,082.00						
10	026120	ADMINISTRATIVE OVERHEAD									
		PROPERTY INSURANCE	10	261200-00000	400,000.00	10	261200-00000	10	261540-00000	Y	
		STAFF ADVISORY COUNCIL	10	261200-00000	10,000.00	10	261200-00000	10	261370-00000	Y	
		** Potential Increase in Fund Balan			410,000.00						
10	026125	TPEG: RESIDENT									
		TPEG:RESIDENT	10	261250-00000	131,270.00-	10	101803-00000	10	261250-00000	N	
		TPEG:RESIDENT	10	261250-00000	35,616.00-	10	101806-00000	10	261250-00000	N	
		TPEG:RESIDENT	10	261250-00000	9,183.00-	10	101805-00000	10	261250-00000	N	
		TPEG:RESIDENT	10	261250-00000	11,953.00-	10	101802-00000	10	261250-00000	N	
		TPEG:RESIDENT	10	261250-00000	1,467.00-	10	101808-00000	10	261250-00000	N	
		TPEG:RESIDENT	10	261250-00000	154,477.00-	10	101800-00000	10	261250-00000	N	
		** Potential Decrease in Fund Balan			343,966.00-						
10	026126	TPEG: NONRESIDENT									
		TPEG:NON-RESIDENT	10	261260-00000	20,522.00-	10	101804-00000	10	261260-00000	N	
		TPEG:NON-RESIDENT	10	261260-00000	2,278.00-	10	101807-00000	10	261260-00000	N	
		TPEG:NON-RESIDENT	10	261260-00000	17,829.00-	10	101801-00000	10	261260-00000	N	
		** Potential Decrease in Fund Balan			40,629.00-						
10	026127	SPECIAL CONCESSIONS									
		CONCESSIONS:PRES DISCRETIONARY	10	261270-00000	4,000.00-	10	261275-00000	10	261270-00000	Y	
		CONCESSIONS:PRES DISCRETIONARY	10	261275-00000	4,000.00	10	261275-00000	10	261270-00000	Y	

Printed on a Xerox 9700 Laser Printing System at the Computing Services Center / Texas A&M University

Form: URGB01 (02/05/85)

CC	Account	Transaction Description	--- Offset --- CC	Account	Amount	-------- Actual Entry --------- ---- From ----- CC	Account	----- To ------ CC	Account	Feed	Mand
10	026127	SPECIAL CONCESSIONS									
		CONCESSIONS:STUDENT EVENTS	10	261275-00000	2,500.00	10	261275-00000	10	261276-00000	Y	
		CONCESSIONS:CAMPUS COACHING	10	261275-00000	22,914.00	10	261275-00000	10	261280-00000	Y	
		CONCESSIONS:STUDENT EVENTS	10	261276-00000	2,500.00-	10	261275-00000	10	261276-00000	Y	
		CONCESSIONS:CAMPUS COACHING	10	261280-00000	22,914.00-	10	261275-00000	10	261280-00000	Y	
		** Potential Decrease in Fund Balan			0.00						
10	026130	DT:FIN'L AID:FLEX TUITION RES UG									
		DT:FIN'L AID:FLEX TUI RES UG	10	261330-00000	949,309.00-	10	261100-00000	10	261330-00000	Y	
		** Potential Decrease in Fund Balan			949,309.00-						
10	026131	DT:FIN'L AID:FLEX TUITION RES GR									
		DT:FIN'L AID:FLEX TUI RES GRAD	10	261331-00000	75,723.00-	10	261100-00000	10	261331-00000	Y	
		** Potential Decrease in Fund Balan			75,723.00-						
10	026137	STAFF ADVISORY COUNCIL									
		STAFF ADVISORY COUNCIL	10	261370-00000	10,000.00-	10	261200-00000	10	261370-00000	Y	
		** Potential Decrease in Fund Balan			10,000.00-						
10	026150	SAGO ASSESSMENT									
		SAGO ASSESSMENT	10	261500-00000	455,407.00-	10	267050-00000	10	261500-00000	Y	
		** Potential Decrease in Fund Balan			455,407.00-						
10	026154	PROPERTY INSURANCE									
		PROPERTY INSURANCE	10	261540-00000	400,000.00-	10	261200-00000	10	261540-00000	Y	
		** Potential Decrease in Fund Balan			400,000.00-						
10	026159	RECYCLING SERVICES									
		RECYCLING SERVICES	10	261590-00000	8,000.00-	10	267050-00000	10	261590-00000	Y	
		** Potential Decrease in Fund Balan			8,000.00-						
10	026168	MARITIME CONSORTIUM									
		MARITIME CONSORTIUM	10	261680-00000	34,000.00-	10	267050-00000	10	261680-00000	Y	
		** Potential Decrease in Fund Balan			34,000.00-						
10	026171	VP & COO MERITORIOUS SVC AWDS									
		PRESIDENT'S MERIT SVC AWARD	10	261710-00000	8,000.00-	10	267050-00000	10	261710-00000	Y	
		** Potential Decrease in Fund Balan			8,000.00-						
10	026333	DF:FIN'L AID:FLEX TUITION RES UG									
		DF:FIN'L AID:FLEX TUI RES UG	10	263330-00000	266,252.00-	10	239000-00000	10	263330-00000	Y	
		** Potential Decrease in Fund Balan			266,252.00-						
10	026340	OUTSOURED DINING:CHARTWELLS									
		RFS COMMERCIAL PAPER SEP2018	10	263400-00000	152,455.00	10	263400-00000	10	026340	Y	
		RFS BONDS,SERIES2017E MAY2019	10	263400-00000	23,542.00	10	263400-00000	10	026340	Y	
		RFS BONDS,SERIES2013AB NOV2018	10	263400-00000	9,000.00	10	263400-00000	10	026340	Y	

Printed on a Xerox 9700 Laser Printing System at the Computing Services Center / Texas A&M University

Form: URGB01 (02/05/85)

CC	Account	Transaction Description	--- Offset --- CC	Account	Amount	-------- Actual Entry --------- ---- From ----- CC	Account	----- To ------ CC	Account	Feed	Mand
10	026340	OUTSOURED DINING:CHARTWELLS									
		RFS BONDS,SERIES2013AB MAY2019	10	263400-00000	74,000.00	10	263400-00000	10	026340	Y	
		RFS BONDS,SERIES2017E NOV2018	10	263400-00000	22,542.00	10	263400-00000	10	026340	Y	
		** Potential Increase in Fund Balan			281,539.00						
10	026400	DT:IN:INSTRUCTION									
		DT:IN:ACADEMIC ENHANCEMENT OPS	10	264001-00000	88,330.00-	10	261100-00000	10	264001-00000	Y	
		DT:IN:FOUNDATIONAL SCIENCES	10	264002-00000	174,120.00-	10	261100-00000	10	264002-00000	Y	
		DT:IN:MARINE BIOLOGY	10	264003-00000	290,145.00-	10	261100-00000	10	264003-00000	Y	
		DT:IN:MARINE SCIENCE	10	264004-00000	240,925.00-	10	261100-00000	10	264004-00000	Y	
		DT:IN:MARINE ENGINEERING	10	264005-00000	110,400.00-	10	261100-00000	10	264005-00000	Y	
		DT:IN:MARINE TRANSPORTATION	10	264006-00000	110,400.00-	10	261100-00000	10	264006-00000	Y	
		DT:IN:MARITIME ADMINISTRATION	10	264007-00000	141,915.00-	10	261100-00000	10	264007-00000	Y	
		DT:IN:LIBERAL STUDIES	10	264009-00000	341,126.00-	10	261100-00000	10	264009-00000	Y	
		DT:IN:TMA-SUPERINTENDENT	10	264012-00000	4,905.00-	10	261100-00000	10	264012-00000	Y	
		DT:IN:QEP INITIATIVES	10	264013-00000	4,600.00-	10	261100-00000	10	264013-00000	Y	
		DT:IN:WATERFRONT OPS	10	264015-00000	74,200.00-	10	261100-00000	10	264015-00000	Y	
		DT:IN:SIMULATOR OPERATIONS	10	264016-00000	20,000.00-	10	261100-00000	10	264016-00000	Y	
		DT:IN:TMA-OFC OF COMMANDANT	10	264017-00000	19,609.00-	10	261100-00000	10	264017-00000	Y	
		DT:IN:GRADUATE STUDENT SUPPORT	10	264018-00000	110,000.00-	10	261100-00000	10	264018-00000	Y	
		DT:IN:DISABILITY SVC/ACCOMOD	10	264025-00000	20,000.00-	10	261100-00000	10	264025-00000	Y	
		** Potential Decrease in Fund Balan			1,750,675.00-						
10	026410	DT:AS:ACADEMIC SUPPORT									
		DT:AS:ACADEMIC AFFAIRS OPS	10	264100-00000	36,800.00-	10	261100-00000	10	264100-00000	Y	
		DT:AS:COMMENCEMENT	10	264101-00000	30,000.00-	10	261100-00000	10	264101-00000	Y	
		DT:AS:LIBRARY OPS	10	264103-00000	29,343.00-	10	261100-00000	10	264103-00000	Y	
		DT:AS:RGS-OFFICE OF GRAD PROGS	10	264104-00000	30,000.00-	10	261100-00000	10	264104-00000	Y	
		DT:AS:ACADEMIC SUPPORT	10	264105-00000	35,000.00-	10	261100-00000	10	264105-00000	Y	
		** Potential Decrease in Fund Balan			161,143.00-						
10	026420	DT:IS:INSTITUTIONAL SUPPORT									
		DT:IS:AVP ADMIN DISCRETIONARY	10	264200-00000	15,353.00-	10	261100-00000	10	264200-00000	Y	
		DT:IS:COMMITTEE TRAVEL	10	264201-00000	2,000.00-	10	261100-00000	10	264201-00000	Y	
		DT:IS:HUMAN RESOURCES OPS	10	264202-00000	66,450.00-	10	261100-00000	10	264202-00000	Y	
		DT:IS:INSTITUTIONAL MEMBERSHIP	10	264203-00000	23,000.00-	10	261100-00000	10	264203-00000	Y	
		DT:IS:BUDGETS & FINANCE	10	264204-00000	73,117.00-	10	261100-00000	10	264204-00000	Y	
		DT:IS:POLICE OPERATIONS	10	264205-00000	50,990.00-	10	261100-00000	10	264205-00000	Y	
		DT:IS:TTVN CHARGES	10	264206-00000	80,772.00-	10	261100-00000	10	264206-00000	Y	
		DT:IS:PRESIDENT'S OPS	10	264207-00000	167,500.00-	10	261100-00000	10	264207-00000	Y	
		DT:IS:BANK SERVICE CHARGES	10	264208-00000	160,000.00-	10	261100-00000	10	264208-00000	Y	
		DT:IS:INSTIT'L STUDIES	10	264217-00000	8,690.00-	10	261100-00000	10	264217-00000	Y	
		DT:IS:SAFETY COORDINATOR	10	264218-00000	27,705.00-	10	261100-00000	10	264218-00000	Y	
		DT:IS:TAMU-CIS PRINTING ASSMNT	10	264221-00000	108,253.00-	10	261100-00000	10	264221-00000	Y	
		DT:IS:TELEPHONE OPERATIONS	10	264222-00000	167,646.00-	10	261100-00000	10	264222-00000	Y	
		DT:IS:VP & CHF OPER'N OFCR-HOUSI	10	264223-00000	52,044.00-	10	261100-00000	10	264223-00000	Y	
		DT:IS:SWIMMING POOL OPS	10	264224-00000	25,000.00-	10	261100-00000	10	264224-00000	Y	

Printed on a Xerox 9700 Laser Printing System at the Computing Services Center / Texas A&M University

Form: URGB01 (02/05/85)

CC	Account	Transaction Description	Offset CC	Offset Account	Amount	Actual Entry From CC	Actual Entry From Account	Actual Entry To CC	Actual Entry To Account	Feed	Mand
10	026420	DT:IS:INSTITUTIONAL SUPPORT									
		DT:IS:BACKGROUND SCURITY CHECK	10	264225-00000	16,000.00-	10	261100-00000	10	264225-00000	Y	
		DT:IS:EMERGENCY OPERATIONS	10	264226-00000	10,000.00-	10	261100-00000	10	264226-00000	Y	
		DT:IS:DIVERSITY	10	264227-00000	5,000.00-	10	261100-00000	10	264227-00000	Y	
		DT:IS:COMPLIANCE	10	264228-00000	12,500.00-	10	261100-00000	10	264228-00000	Y	
		** Potential Decrease in Fund Balan			1,072,020.00-						
10	026430	DT:RS:RESEARCH (IDC)									
		DT:RES ENH-RSCH MGMT	10	264332-00000	8,624.00-	10	261100-00000	10	264332-00000	Y	
		DT:RES ENH:ACADEMIC RSCH ENH	10	264399-00000	50,000.00-	10	261100-00000	10	264399-00000	Y	
		** Potential Decrease in Fund Balan			58,624.00-						
10	026440	DT:PS:PUBLIC SERVICE									
		DT:PS:SCIENCE FAIR	10	264400-00000	4,000.00-	10	261100-00000	10	264400-00000	Y	
		** Potential Decrease in Fund Balan			4,000.00-						
10	026450	DT:SF:SCHOLARSHIPS									
		DT:SF:SCHOLARSHIPS	10	264500-00000	275,000.00-	10	261100-00000	10	264500-00000	Y	
		** Potential Decrease in Fund Balan			275,000.00-						
10	026460	DT:SS:STUDENT SERVICE									
		DT:SS:PUBLICATIONS	10	264600-00000	37,000.00-	10	261100-00000	10	264600-00000	Y	
		DT:SS:STUDENT AFFAIRS OPS	10	264601-00000	12,970.00-	10	261100-00000	10	264601-00000	Y	
		DT:SS:ADMISSION/RECORDS OPS	10	264603-00000	24,511.00-	10	261100-00000	10	264603-00000	Y	
		DT:SS:RECRUITING INITIATIVES	10	264605-00000	216,600.00-	10	261100-00000	10	264605-00000	Y	
		** Potential Decrease in Fund Balan			291,081.00-						
10	026470	DT:PL:PLANT									
		DT:PL:OUTSOURCING:SSC BASE FEE	10	264705-00000	1,938,726.00-	10	261100-00000	10	264705-00000	Y	
		DT:IS:MAIL SERVICE OPERATIONS	10	264706-00000	18,903.00-	10	261100-00000	10	264706-00000	Y	
		DT:PL:PURHCASED UTILITIES	10	264710-00000	1,088,000.00-	10	261100-00000	10	264710-00000	Y	
		DT:IN:TMA-SHIP OPERATIONS	10	264711-00000	160,000.00-	10	261100-00000	10	264711-00000	Y	
		DT:IN:STCW OPERATIONS	10	264712-00000	20,500.00-	10	261100-00000	10	264712-00000	Y	
		** Potential Decrease in Fund Balan			3,226,129.00-						
10	026610	STUDENT CENTER COMPLEX FEE									
		RFS BONDS,SERIES2016A NOV2018	10	266100-00000	3,300.00	10	266100-00000	10	026610	Y	
		RFS BONDS,SERIES2016A MAY2019	10	266100-00000	33,300.00	10	266100-00000	10	026610	Y	
		** Potential Increase in Fund Balan			36,600.00						
10	026615	STUDENT SERVICE FEE-RESERVE									
		RFS BONDS,SERIES2013AB MAY2019	10	266150-00000	56,750.00	10	266150-00000	10	026615	Y	
		RFS BONDS,SERIES2017E NOV2018	10	266150-00000	17,362.00	10	266150-00000	10	026615	Y	
		RFS BONDS,SERIES2013AB NOV2018	10	266150-00000	6,750.00	10	266150-00000	10	026615	Y	
		RFS BONDS,SERIES2017E MAY2019	10	266150-00000	18,162.00	10	266150-00000	10	026615	Y	
		** Potential Increase in Fund Balan			99,024.00						

Printed on a Xerox 9700 Laser Printing System at the Computing Services Center / Texas A&M University

Form: URGB01 (02/05/85)

CC	Account	Transaction Description	--- Offset --- CC	Account	Amount	-------- Actual Entry --------- ---- From ----- CC	Account	----- To ------ CC	Account	Feed	Mand
10	026630	MESSO:UG:VESSEL USE FEE									
		RFS BONDS,SERIES2016B NOV2018	10	266300-00000	26,900.00	10	266300-00000	10	026630	Y	
		RFS BONDS,SERIES2016B MAY2019	10	266300-00000	81,900.00	10	266300-00000	10	026630	Y	
		** Potential Increase in Fund Balan			108,800.00						
10	026705	INVESTMENT EARNINGS									
		SAGO ASSESSMENT	10	267050-00000	455,407.00	10	267050-00000	10	261500-00000	Y	
		EXTERNAL RELATIONS/CAMPUS OUT	10	267050-00000	15,000.00	10	267050-00000	10	267601-00000	Y	
		MARKETING PLAN	10	267050-00000	142,500.00	10	267050-00000	10	267600-00000	Y	
		PRES:LEADERSHIP TRAINING	10	267050-00000	20,000.00	10	267050-00000	10	267057-00000	Y	
		PRESIDENT'S MERIT SVC AWARD	10	267050-00000	8,000.00	10	267050-00000	10	261710-00000	Y	
		V P FINANCE DISCRETIONARY	10	267050-00000	10,000.00	10	267050-00000	10	267051-00000	Y	
		IKE DIKE PROJECT-SALARIES	10	267050-00000	78,512.00	10	267050-00000	10	267054-00000	Y	
		MARITIME CONSORTIUM	10	267050-00000	34,000.00	10	267050-00000	10	261680-00000	Y	
		RECYCLING SERVICES	10	267050-00000	8,000.00	10	267050-00000	10	261590-00000	Y	
		HONORS PROGRAM	10	267050-00000	13,000.00	10	267050-00000	10	267090-00000	Y	
		V P FINANCE DISCRETIONARY	10	267051-00000	10,000.00-	10	267050-00000	10	267051-00000	Y	
		IKE DIKE PROJECT-SALARIES	10	267054-00000	78,512.00-	10	267050-00000	10	267054-00000	Y	
		PRES:LEADERSHIP TRAINING	10	267057-00000	20,000.00-	10	267050-00000	10	267057-00000	Y	
		MARKETING PLAN	10	267600-00000	142,500.00-	10	267050-00000	10	267600-00000	Y	
		EXTERNAL RELATIONS/CAMPUS OUT	10	267601-00000	15,000.00-	10	267050-00000	10	267601-00000	Y	
		** Potential Increase in Fund Balan			518,407.00						
10	026709	HONORS PROGRAM									
		HONORS PROGRAM	10	267090-00000	13,000.00-	10	267050-00000	10	267090-00000	Y	
		** Potential Decrease in Fund Balan			13,000.00-						
10	034006	PARKING FEES									
		RFS BONDS,SERIES2017E MAY2019	10	340060-00000	6,659.00	10	340060-00000	10	034006	Y	
		PARKING FEES:MAINTENANCE	10	340060-00000	271,577.00	10	340060-00000	10	340062-00000	Y	
		RFS BONDS,SERIES2013AB MAY2019	10	340060-00000	45,500.00	10	340060-00000	10	034006	Y	
		RFS BONDS,SERIES2016B MAY2019	10	340060-00000	17,279.00	10	340060-00000	10	034006	Y	
		PARKING FEES:POLICE PARK OPS	10	340060-00000	118,927.00	10	340060-00000	10	340061-00000	Y	
		RFS BONDS,SERIES2017E NOV2018	10	340060-00000	6,661.00	10	340060-00000	10	034006	Y	
		RFS BONDS,SERIES2013AB NOV2018	10	340060-00000	5,500.00	10	340060-00000	10	034006	Y	
		RFS BONDS,SERIES2016B NOV2018	10	340060-00000	2,279.00	10	340060-00000	10	034006	Y	
		PARKING FEES:POLICE PARK OPS	10	340061-00000	118,927.00-	10	340060-00000	10	340061-00000	Y	
		PARKING FEES:MAINTENANCE	10	340062-00000	271,577.00-	10	340060-00000	10	340062-00000	Y	
		** Potential Increase in Fund Balan			83,878.00						
10	034008	RESIDENCE HALLS									
		RFS BONDS,SERIES2013AB NOV2018	10	340080-00000	209,500.00	10	340080-00000	10	034008	Y	
		RFS BONDS,SERIES2013AB MAY2019	10	340080-00000	654,500.00	10	340080-00000	10	034008	Y	
		RES HALLS:SS:CONCESSIONS	10	340080-00000	1,500.00	10	340080-00000	10	340092-00000	Y	
		RES HALLS:SUMMER COORDINATION	10	340080-00000	39,808.00	10	340080-00000	10	340086-00000	Y	
		RES HALLS:ADMIN:INSURANCE	10	340080-00000	667,784.00	10	340080-00000	10	340081-00000	Y	
		RES HALLS:LAUNDRY CONTRACT	10	340080-00000	39,582.00	10	340080-00000	10	340091-00000	Y	

Printed on a Xerox 9700 Laser Printing System at the Computing Services Center / Texas A&M University

Form: URGB01 (02/05/85)

CC	Account	Transaction Description	--- Offset --- CC	Account	Amount	-------- Actual Entry --------- ---- From ----- CC	Account	----- To ------ CC	Account	Feed	Mand
10	034008	RESIDENCE HALLS									
		RES HALLS:MAINTENANCE	10	340080-00000	331,608.00	10	340080-00000	10	340085-00000	Y	
		RES HALLS:RESIDENTIAL SERVICES	10	340080-00000	291,342.00	10	340080-00000	10	340087-00000	Y	
		RES HALLS REV FB TRANSFER	10	340080-00000	881,413.00	10	340080-00000	10	034008	Y	
		RES HALLS:ADVISING	10	340080-00000	152,841.00	10	340080-00000	10	340082-00000	Y	
		RES HALLS:MAIL SERVICE	10	340080-00000	32,064.00	10	340080-00000	10	340090-00000	Y	
		RES HALLS:COMMUNICATIONS	10	340080-00000	270,000.00	10	340080-00000	10	340083-00000	Y	
		RES HALLS:UTILITIES	10	340080-00000	231,654.00	10	340080-00000	10	340088-00000	Y	
		RFS BONDS,SERIES2017E MAY2019	10	340080-00000	264,367.00	10	340080-00000	10	034008	Y	
		RES HALLS:FAMILY WEEKEND	10	340080-00000	6,000.00	10	340080-00000	10	340093-00000	Y	
		RES HALLS:OTHER	10	340080-00000	28,234.00	10	340080-00000	10	340094-00000	Y	
		RFS BONDS,SERIES2017E NOV2018	10	340080-00000	247,267.00	10	340080-00000	10	034008	Y	
		RFS BONDS,SERIES2015C MAY2019	10	340080-00000	132,768.00	10	340080-00000	10	034008	Y	
		RFS BONDS,SERIES2015C NOV2018	10	340080-00000	17,768.00	10	340080-00000	10	034008	Y	
		RES HALLS:ADMIN:INSURANCE	10	340081-00000	667,784.00-	10	340080-00000	10	340081-00000	Y	
		RES HALLS:ADVISING	10	340082-00000	152,841.00-	10	340080-00000	10	340082-00000	Y	
		RES HALLS:COMMUNICATIONS	10	340083-00000	270,000.00-	10	340080-00000	10	340083-00000	Y	
		RES HALLS:MAINTENANCE	10	340085-00000	331,608.00-	10	340080-00000	10	340085-00000	Y	
		RES HALLS:SUMMER COORDINATION	10	340086-00000	39,808.00-	10	340080-00000	10	340086-00000	Y	
		RES HALLS:RESIDENTIAL SERVICES	10	340087-00000	291,342.00-	10	340080-00000	10	340087-00000	Y	
		RES HALLS:UTILITIES	10	340088-00000	231,654.00-	10	340080-00000	10	340088-00000	Y	
		RES HALLS:MAIL SERVICE	10	340090-00000	32,064.00-	10	340080-00000	10	340090-00000	Y	
		RES HALLS:LAUNDRY CONTRACT	10	340091-00000	39,582.00-	10	340080-00000	10	340091-00000	Y	
		RES HALLS:SS:CONCESSIONS	10	340092-00000	1,500.00-	10	340080-00000	10	340092-00000	Y	
		RES HALLS:FAMILY WEEKEND	10	340093-00000	6,000.00-	10	340080-00000	10	340093-00000	Y	
		RES HALLS:OTHER	10	340094-00000	28,234.00-	10	340080-00000	10	340094-00000	Y	
		** Potential Increase in Fund Balan			2,407,583.00						
10	034013	AFR YEAR END ENTRIES/INVEST ADJ									
		DISCOUNTS-SALES	10	340130-00000	924,912.00-	10	529007-00000	10	340130-00000	N	
		** Potential Decrease in Fund Balan			924,912.00-						
10	042400	FEDERAL GRANTS AND CONTRACTS									
		MARAD-TMA SHIP OPERATIONS	10	424200-00000	508,838.00-	10	424204-00000	10	424200-00000	Y	
		MARAD-TMA SHIP OPERATIONS	10	424204-00000	508,838.00	10	424204-00000	10	424200-00000	Y	
		** Potential Decrease in Fund Balan			0.00						
10	052900	OTHER GIFTS WITH PURPOSE									
		DISCOUNTS-SALES	10	529007-00000	924,912.00	10	529007-00000	10	340130-00000	N	
		** Potential Increase in Fund Balan			924,912.00						
10	100419-00000	COLLEGE WORK STUDY PROGRAM-STATE									
		COLLEGE WORK STUDY PROG STATE	10	010000	8,791.00-	10	100419-00000	10	011180	Y	
		** Decrease in SL Allocation **			8,791.00-						
10	100424-00000	STATE BASIC AID									
		STATE BASIC AID	10	010000	21,906,357.00-	10	100424-00000	10	011180	Y	
		** Decrease in SL Allocation **			21,906,357.00-						

Printed on a Xerox 9700 Laser Printing System at the Computing Services Center / Texas A&M University

Form: URGB01 (02/05/85)

CC	Account	Transaction Description	--- Offset --- CC	Account	Amount	-------- Actual Entry --------- ---- From ----- CC	Account	----- To ------ CC	Account	Feed	Mand
10	100427-00000	ERS-GIP									
		ERS-GIP	10	010000	1,967,573.00-	10	100427-00000	10	011180	Y	
		** Decrease in SL Allocation **			1,967,573.00-						
10	100428-00000	OYSTER STUDY & ANALYSIS - HB 190									
		OYSTER STUDY & ANALYSIS	10	010000	70,159.00-	10	100428-00000	10	011180	Y	
		** Decrease in SL Allocation **			70,159.00-						
10	100438-00000	STATE-PAID BENEFITS (REVENUE)									
		STATE-PAID BENEFITS (REVENUE)	10	010000	1,905,203.00-	10	100438-00000	10	011180	Y	
		** Decrease in SL Allocation **			1,905,203.00-						
10	101800-00000	TUITION FEE FALL SEM-RESIDENT									
		TUI GRAD DIFF	10	010000	77,238.00-	10	101800-00000	10	011180	Y	
		TPEG:RESIDENT	10	010000	154,477.00-	10	101800-00000	10	261250-00000	N	
		STAT TUI-TAMUG	10	010000	875,368.00-	10	101800-00000	10	011180	Y	
		** Decrease in SL Allocation **			1,107,083.00-						
10	101801-00000	TUITION FEE FALL SEM-NONRESIDENT									
		TPEG:NON-RESIDENT	10	010000	17,829.00-	10	101801-00000	10	261260-00000	N	
		STAT TUI-TAMUG	10	010000	576,475.00-	10	101801-00000	10	011180	Y	
		** Decrease in SL Allocation **			594,304.00-						
10	101802-00000	TUITION FEE FALL SEM-LICENSE OPT									
		TPEG:RESIDENT	10	010000	11,953.00-	10	101802-00000	10	261250-00000	N	
		STAT TUI-TAMUG	10	010000	67,732.00-	10	101802-00000	10	011180	Y	
		** Decrease in SL Allocation **			79,685.00-						
10	101803-00000	TUITION FEE SPRING SEM-RESIDENT									
		STAT TUI-TAMUG	10	010000	743,865.00-	10	101803-00000	10	011180	Y	
		TPEG:RESIDENT	10	010000	131,270.00-	10	101803-00000	10	261250-00000	N	
		TUI GRAD DIFF	10	010000	65,635.00-	10	101803-00000	10	011180	Y	
		** Decrease in SL Allocation **			940,770.00-						
10	101804-00000	TUITION FEE SPRING SEM-NONRESIDE									
		STAT TUI-TAMUG	10	010000	663,531.00-	10	101804-00000	10	011180	Y	
		TPEG:NON-RESIDENT	10	010000	20,522.00-	10	101804-00000	10	261260-00000	N	
		** Decrease in SL Allocation **			684,053.00-						
10	101805-00000	TUITION FEE SPRING SEM-LICENSE O									
		STAT TUI-TAMUG	10	010000	52,036.00-	10	101805-00000	10	011180	Y	
		TPEG:RESIDENT	10	010000	9,183.00-	10	101805-00000	10	261250-00000	N	
		** Decrease in SL Allocation **			61,219.00-						
10	101806-00000	TUITION FEE SUMMER-RESIDENT									
		TUI GRAD DIFF	10	010000	17,808.00-	10	101806-00000	10	011180	Y	
		STAT TUI-TAMUG	10	010000	201,827.00-	10	101806-00000	10	011180	Y	

Printed on a Xerox 9700 Laser Printing System at the Computing Services Center / Texas A&M University

Form: URGB01 (02/05/85)

CC	Account	Transaction Description	--- Offset --- CC	Account	Amount	-------- Actual Entry --------- ---- From ----- CC	Account	----- To ------ CC	Account	Feed	Mand
10	101806-00000	TUITION FEE SUMMER-RESIDENT									
		TPEG:RESIDENT	10	010000	35,616.00-	10	101806-00000	10	261250-00000	N	
		** Decrease in SL Allocation **			255,251.00-						
10	101807-00000	TUITION FEE SUMMER-NONRESIDENT									
		STAT TUI-TAMUG	10	010000	73,668.00-	10	101807-00000	10	011180	Y	
		TPEG:NON-RESIDENT	10	010000	2,278.00-	10	101807-00000	10	261260-00000	N	
		** Decrease in SL Allocation **			75,946.00-						
10	101808-00000	TUITION FEE SUMMER-LICENSE OPTIO									
		STAT TUI-TAMUG	10	010000	8,315.00-	10	101808-00000	10	011180	Y	
		TPEG:RESIDENT	10	010000	1,467.00-	10	101808-00000	10	261250-00000	N	
		** Decrease in SL Allocation **			9,782.00-						
10	101812-00000	GRADUATE TUITION DIFFERENTIAL									
		TUI GRAD DIFF	10	010000	160,682.00-	10	101812-00000	10	011180	Y	
		** Decrease in SL Allocation **			160,682.00-						
10	101815-00000	WAIVERS:TUITION (REVENUE)									
		WAIVERS:TUITION (REVENUE)	10	010000	904,168.00-	10	101815-00000	10	011180	Y	
		** Decrease in SL Allocation **			904,168.00-						
10	101816-00000	WAIVERS:LAB FEES (REVENUE)									
		WAIVERS:LAB FEES (REVENUE)	10	010000	4,522.00-	10	101816-00000	10	011180	Y	
		** Decrease in SL Allocation **			4,522.00-						
10	101823-00000	LAB FEES:LIBERAL STUDIES									
		LAB FEES:LIBERAL STUDIES	10	010000	10,321.00-	10	101823-00000	10	011180	Y	
		** Decrease in SL Allocation **			10,321.00-						
10	101833-00000	LAB FEES:FOUNDATIONAL SCIENCES									
		LAB FEES:FOUNDATIONAL SCIENCES	10	010000	30,730.00-	10	101833-00000	10	011180	Y	
		** Decrease in SL Allocation **			30,730.00-						
10	101843-00000	LAB FEES:MARINE BIOLOGY									
		LAB FEES:MARINE BIOLOGY	10	010000	43,463.00-	10	101843-00000	10	011180	Y	
		** Decrease in SL Allocation **			43,463.00-						
10	101853-00000	LAB FEES:MARINE ENGINEERING									
		LAB FEES:MARINE ENGINEERING	10	010000	11,402.00-	10	101853-00000	10	011180	Y	
		** Decrease in SL Allocation **			11,402.00-						
10	101863-00000	LAB FEES:MARINE SCIENCE									
		LAB FEES:MARINE SCIENCE	10	010000	7,682.00-	10	101863-00000	10	011180	Y	
		** Decrease in SL Allocation **			7,682.00-						
10	101893-00000	LAB FEES:NAVAL SCIENCE									
		LAB FEES:NAVAL SCIENCE	10	010000	1,277.00-	10	101893-00000	10	011180	Y	
		** Decrease in SL Allocation **			1,277.00-						

Printed on a Xerox 9700 Laser Printing System at the Computing Services Center / Texas A&M University

Form: URGB01 (02/05/85)

CC	Account	Transaction Description	--- Offset --- CC	Account	Amount	-------- Actual Entry --------- ---- From ----- CC	Account	----- To ------ CC	Account	Feed	Mand
10	102805-00000	INTEREST INCOME OF FUND 275									
		INTEREST INCOME OF FUND 275	10	010000	30,000.00-	10	102805-00000	10	011180	Y	
		** Decrease in SL Allocation **			30,000.00-						
10	102806-00000	INTEREST INCOME									
		INTEREST INCOME	10	010000	225,000.00-	10	102806-00000	10	011180	Y	
		** Decrease in SL Allocation **			225,000.00-						
10	120904-00000	VICE PRES & CHIEF OPER'N OFFICER									
		PRESIDENT'S OFFICE	10	012090	1,397,741.00	10	011180	10	120904-00000	Y	
		** Increase in SL Allocation **			1,397,741.00						
10	120905-00000	EXEC AVP ACAD AFFAIRS/ASSOC PROV									
		ASSOC CAMPUS DEAN-ACADEMICS	10	012090	817,263.00	10	011180	10	120905-00000	Y	
		** Increase in SL Allocation **			817,263.00						
10	120906-00000	PERS:HUMAN RESOURCES									
		UNIVERSITY PERSONNEL	10	012090	240,729.00	10	011180	10	120906-00000	Y	
		** Increase in SL Allocation **			240,729.00						
10	120907-00000	ASSOC VICE PRES ADMINISTRATION									
		ASSOC VICE PRES ADMINISTRATION	10	012090	70,268.00	10	011180	10	120907-00000	Y	
		** Increase in SL Allocation **			70,268.00						
10	120911-00000	STUDENT AFFAIRS									
		STUDENT AFFAIRS	10	012091	525,496.00	10	011180	10	120911-00000	Y	
		** Increase in SL Allocation **			525,496.00						
10	120912-00000	ACADEMIC ENHANCEMENT									
		ACADEMIC ENHANCEMENT	10	012090	323,998.00	10	011180	10	120912-00000	Y	
		** Increase in SL Allocation **			323,998.00						
10	120914-00000	OFFICE OF BUDGETS & FINANCE									
		OFFICE OF BUDGETS & FINANCE	10	012090	122,677.00	10	011180	10	120914-00000	Y	
		** Increase in SL Allocation **			122,677.00						
10	120915-00000	ENROLLMENT SERVICES									
		ENROLLMENT SERVICES	10	012091	630,649.00	10	011180	10	120915-00000	Y	
		** Increase in SL Allocation **			630,649.00						
10	120920-00000	GRADUATE STUDIES OFFICE SALARIES									
		AS:RGS-GRAD	10	012092	61,441.00	10	011180	10	120920-00000	Y	
		** Increase in SL Allocation **			61,441.00						
10	121103-00000	UCI- UNEMPLOYMENT COMPENSATION I									
		UCI-UNEMPLOYMENT COMPENSATION	10	012100	48,000.00	10	011180	10	121103-00000	Y	
		** Increase in SL Allocation **			48,000.00						

Printed on a Xerox 9700 Laser Printing System at the Computing Services Center / Texas A&M University

Form: URGB01 (02/05/85)

CC	Account	Transaction Description	--- Offset --- CC	Account	Amount	-------- Actual Entry --------- ---- From ----- CC	Account	----- To ------ CC	Account	Feed	Mand
10	121111-00000	GIP-INSTRUCTION									
		Gip-Instruction	10	012100	867,000.00	10	011180	10	121111-00000	Y	
		** Increase in SL Allocation **			867,000.00						
10	121112-00000	GIP-INSTITUTIONAL SUPPORT									
		Gip-Institutional Support	10	012100	605,600.00	10	011180	10	121112-00000	Y	
		** Increase in SL Allocation **			605,600.00						
10	121122-00000	FICA-INSTITUTIONAL SUPPORT									
		Fica-Institutional Support	10	012100	119,025.00	10	011180	10	121122-00000	Y	
		** Increase in SL Allocation **			119,025.00						
10	121142-00000	ORP-INSTITUTIONAL SUPPORT									
		Orp-Institutional Support	10	012100	166,071.00	10	011180	10	121142-00000	Y	
		** Increase in SL Allocation **			166,071.00						
10	121152-00000	LONGEVITY-INSTITUTIONAL SUPPORT									
		Longevity-Institutional Support	10	012100	129,962.00	10	011180	10	121152-00000	Y	
		** Increase in SL Allocation **			129,962.00						
10	121162-00000	WCI:INSTITUTIONAL SUPPORT									
		Wci:Institutional Support	10	012100	80,861.00	10	011180	10	121162-00000	Y	
		** Increase in SL Allocation **			80,861.00						
10	121170-00000	STATE-PAID BENEFITS: AS									
		STATE-PAID BENEFITS:AS	10	012100	40,000.00	10	011180	10	121170-00000	Y	
		** Increase in SL Allocation **			40,000.00						
10	121171-00000	STATE-PAID BENEFITS: IN									
		STATE-PAID BENEFITS:IN	10	012100	931,159.00	10	011180	10	121171-00000	Y	
		** Increase in SL Allocation **			931,159.00						
10	121172-00000	STATE-PAID BENEFITS: IS									
		STATE-PAID BENEFITS:IS	10	012100	245,000.00	10	011180	10	121172-00000	Y	
		** Increase in SL Allocation **			245,000.00						
10	121173-00000	STATE-PAID BENEFITS: PL									
		STATE-PAID BENEFITS:PL	10	012100	56,000.00	10	011180	10	121173-00000	Y	
		** Increase in SL Allocation **			56,000.00						
10	121174-00000	STATE-PAID BENEFITS: RS									
		STATE-PAID BENEFITS:RS	10	012100	12,000.00	10	011180	10	121174-00000	Y	
		** Increase in SL Allocation **			12,000.00						
10	121175-00000	STATE-PAID BENEFITS: SS									
		STATE-PAID BENEFITS:SS	10	012100	55,000.00	10	011180	10	121175-00000	Y	
		** Increase in SL Allocation **			55,000.00						

Printed on a Xerox 9700 Laser Printing System at the Computing Services Center / Texas A&M University

Form: URGB01 (02/05/85)

CC	Account	Transaction Description	Offset CC	Offset Account	Amount	Actual Entry From CC	Actual Entry From Account	Actual Entry To CC	Actual Entry To Account	Feed	Mand
10	121177-00000	STATE-PAID BENEFITS: SF									
		STATE-PAID BENEFITS:SF	10	012100	213.00	10	011180	10	121177-00000	Y	
		** Increase in SL Allocation **			213.00						
10	121191-00000	UNALLOCATED MERIT/PAY PLAN ADJ:I									
		Unallocated Merit/Pay Plan Adj:I	10	012100	164,917.00	10	011180	10	121191-00000	Y	
		** Increase in SL Allocation **			164,917.00						
10	121192-00000	UNALLOCATED MERIT/PAY PLAN ADJ:I									
		Unallocated Merit/Pay Plan Adj:I	10	012100	133,226.00	10	011180	10	121192-00000	Y	
		** Increase in SL Allocation **			133,226.00						
10	121196-00000	MARKET ADJUSTMENT: IN									
		MARKET ADJUSTMENT: IN	10	012100	75,000.00	10	011180	10	121196-00000	Y	
		** Increase in SL Allocation **			75,000.00						
10	121198-00000	MARKET ADJUSTMENT: IS									
		MARKET ADJUSTMENT: IS	10	012100	50,000.00	10	011180	10	121198-00000	Y	
		** Increase in SL Allocation **			50,000.00						
10	121200-00000	UNALLOCATED SALARIES									
		UNALLOCATED SALARIES	10	012100	10,000.00	10	011180	10	121200-00000	Y	
		** Increase in SL Allocation **			10,000.00						
10	121805-00000	INFORMATION SERVICES									
		COMPUTING AND INFO SERVICES	10	012090	753,991.00	10	011180	10	121805-00000	Y	
		** Increase in SL Allocation **			753,991.00						
10	121808-00000	UNIVERSITY MAIL SERVICE									
		UNIVERSITY MAIL SERVICE	10	012090	61,136.00	10	011180	10	121808-00000	Y	
		** Increase in SL Allocation **			61,136.00						
10	132801-00000	MARINE ENGINEERING									
		MARINE ENGINEERING	10	013000	986,001.00	10	011180	10	132801-00000	Y	
		** Increase in SL Allocation **			986,001.00						
10	132806-00000	MART:MARITIME TRANSPORTATION									
		MARINE TRANSPORTATION	10	013000	961,866.00	10	011180	10	132806-00000	Y	
		** Increase in SL Allocation **			961,866.00						
10	132811-00000	MARITIME ADMINISTRATION									
		MARITIME ADMINISTRATION	10	013000	1,198,738.00	10	011180	10	132811-00000	Y	
		** Increase in SL Allocation **			1,198,738.00						
10	132816-00000	FOUNDATIONAL SCIENCES									
		FOUNDATIONAL SCIENCES	10	013000	1,311,505.00	10	011180	10	132816-00000	Y	
		** Increase in SL Allocation **			1,311,505.00						

Printed on a Xerox 9700 Laser Printing System at the Computing Services Center / Texas A&M University

Form: URGB01 (02/05/85)

CC	Account	Transaction Description	--- Offset --- CC	Account	Amount	-------- Actual Entry --------- ---- From ----- CC	Account	----- To ------ CC	Account	Feed	Mand
10	132826-00000	LIBERAL STUDIES									
		GENERAL ACADEMICS	10	013000	1,801,069.00	10	011180	10	132826-00000	Y	
		** Increase in SL Allocation **			1,801,069.00						
10	132831-00000	MARINE SCIENCE									
		MARINE SCIENCE	10	013000	1,470,000.00	10	011180	10	132831-00000	Y	
		** Increase in SL Allocation **			1,470,000.00						
10	132836-00000	MARINE BIOLOGY									
		MARINE BIOLOGY	10	013000	1,737,034.00	10	011180	10	132836-00000	Y	
		** Increase in SL Allocation **			1,737,034.00						
10	132839-00000	CTBS:CENTER FOR BEACHES & SHORES									
		VPRS:CENTER FOR BEACHES & SHOR	10	013000	46,934.00	10	011180	10	132839-00000	Y	
		** Increase in SL Allocation **			46,934.00						
10	132855-00000	SUMMER SCHOOL SALARIES									
		SUMMER SCHOOL SALARIES	10	013000	300,000.00	10	011180	10	132855-00000	Y	
		** Increase in SL Allocation **			300,000.00						
10	132923-00000	LAB FEES:LIBERAL STUDIES									
		LAB FEES:LIBERAL STUDIES	10	013000	10,321.00	10	011180	10	132923-00000	Y	
		** Increase in SL Allocation **			10,321.00						
10	132933-00000	LAB FEES:FOUNDATIONAL SCIENCES									
		LAB FEES:FOUNDATIONAL SCIENCES	10	013000	30,730.00	10	011180	10	132933-00000	Y	
		** Increase in SL Allocation **			30,730.00						
10	132943-00000	LAB FEES:MARINE BIOLOGY									
		LABE FEES:MARINE BIOLOGY	10	013000	43,463.00	10	011180	10	132943-00000	Y	
		** Increase in SL Allocation **			43,463.00						
10	132953-00000	LAB FEES:MARINE ENGINEERING									
		LAB FEES:MARINE ENGINEERING	10	013000	11,402.00	10	011180	10	132953-00000	Y	
		** Increase in SL Allocation **			11,402.00						
10	132963-00000	LAB FEES:MARINE SCIENCE									
		LAB FEES:MARINE SCIENCES	10	013000	7,682.00	10	011180	10	132963-00000	Y	
		** Increase in SL Allocation **			7,682.00						
10	132993-00000	LAB FEES:NAVAL SCIENCE									
		LAB FEES:NAVAL SCIENCE	10	013000	1,277.00	10	011180	10	132993-00000	Y	
		** Increase in SL Allocation **			1,277.00						
10	149903-00000	LIBRARY-OTHER DEPT. OPERATING EX									
		LIBRARY	10	014900	393,117.00	10	011180	10	149903-00000	Y	
		** Increase in SL Allocation **			393,117.00						

Printed on a Xerox 9700 Laser Printing System at the Computing Services Center / Texas A&M University

Form: URGB01 (02/05/85)

CC	Account	Transaction Description	Offset CC	Offset Account	Amount	Actual Entry From CC	Actual Entry From Account	Actual Entry To CC	Actual Entry To Account	Feed	Mand
10	150552-00000	UNIVERSITY POLICE									
		UNIVERSITY POLICE	10	015050	604,607.00	10	011180	10	150552-00000	Y	
		** Increase in SL Allocation **			604,607.00						
10	151800-00000	MESSO SALARIES									
		MESSO-SALARIES	10	015180	248,508.00	10	011180	10	151800-00000	Y	
		** Increase in SL Allocation **			248,508.00						
10	151904-00000	TEXAS MARITIME ACADEMY									
		TEXAS MARITIME ACADEMY	10	015190	708,005.00	10	011180	10	151904-00000	Y	
		** Increase in SL Allocation **			708,005.00						
10	161150-00000	OYSTER STUDY & ANALYSIS FY18 HB1									
		OYSTER STUDY & ANALYSIS HB1903	10	016115	70,159.00	10	011180	10	161150-00000	Y	
		** Increase in SL Allocation **			70,159.00						
10	163885-00000	WAIVERS:TUITION (EXPENSE)									
		WAIVERS:TUITION (EXPENSE)	10	016388	904,168.00	10	011180	10	163885-00000	Y	
		** Increase in SL Allocation **			904,168.00						
10	163886-00000	WAIVERS:LAB FEES (EXPENSE)									
		WAIVERS:LAB FEES (EXPENSE)	10	016388	4,522.00	10	011180	10	163886-00000	Y	
		** Increase in SL Allocation **			4,522.00						
10	163991-00000	COLLEGE WORK STUDY-STATE									
		COLLEGE WORK STUDY-STATE	10	016399	8,000.00	10	011180	10	163991-00000	Y	
		** Increase in SL Allocation **			8,000.00						
10	166302-00000	COASTAL ZONE LABORATORY									
		COASTAL ZONE LABORATORY	10	016630	11,438.00	10	011180	10	166302-00000	Y	
		** Increase in SL Allocation **			11,438.00						
10	166501-00000	TIO:ADMINISTRATION ACCOUNT									
		TIO:ADMINISTRATION ACCOUNT	10	016650	118,052.00	10	011180	10	166501-00000	Y	
		** Increase in SL Allocation **			118,052.00						
10	166505-00000	TIO:UNDERGRAD RESEARCH									
		TIO:UNDERGRAD FELLOWSHIPS	10	016650	9,000.00	10	011180	10	166505-00000	Y	
		** Increase in SL Allocation **			9,000.00						
10	166525-00000	TIO:CTBS:CNTR TX BEACHES & SHORE									
		TIO:CENTER FOR TX BEACHES	10	016650	31,456.00	10	011180	10	166525-00000	Y	
		** Increase in SL Allocation **			31,456.00						
10	166588-00000	TIO:GRADUATE FELLOWSHIPS									
		TIO:GRADUATE FELLOWSHIPS	10	016650	17,100.00	10	011180	10	166588-00000	Y	
		** Increase in SL Allocation **			17,100.00						

Printed on a Xerox 9700 Laser Printing System at the Computing Services Center / Texas A&M University

CC	Account	Transaction Description	Offset CC	Offset Account	Amount	From CC	From Account	To CC	To Account	Feed	Mand
10	166604-00000	TIO:MARICULTURE									
		TIO:MARICULTURE	10	016660	50,000.00	10	011180	10	166604-00000	Y	
		** Increase in SL Allocation **			50,000.00						
10	166777-00000	TIO:MARS RESEARCH/LOER									
		TIO:MARS RESEARCH/LOER	10	016670	9,000.00	10	011180	10	166777-00000	Y	
		** Increase in SL Allocation **			9,000.00						
10	169000-00000	TCRF:TX COMPREHENSIVE RESEARCH F									
		RDF:RESEARCH DEVELOPMENT FUND	10	016900	199,620.00	10	011180	10	169000-00000	Y	
		** Increase in SL Allocation **			199,620.00						
10	169025-00000	TCRF:CTBS:CNTR TX BEACHES & SHOR									
		RDF:CENTER FOR TX BEACHES	10	016900	15,000.00	10	011180	10	169025-00000	Y	
		** Increase in SL Allocation **			15,000.00						
10	169050-00000	TCRF:RESEARCH SALARIES									
		RDF:RESEARCH SALARIES	10	016900	75,000.00	10	011180	10	169050-00000	Y	
		** Increase in SL Allocation **			75,000.00						
10	169100-00000	TCRF:MARS:RESEARCH AWARDS									
		RDF:MARS:RESEARCH AWARDS	10	016900	20,000.00	10	011180	10	169100-00000	Y	
		** Increase in SL Allocation **			20,000.00						
10	169200-00000	TCRF:MARB:RESEARCH AWARDS									
		RDF:MARD:RESEARCH AWARDS	10	016900	45,000.00	10	011180	10	169200-00000	Y	
		** Increase in SL Allocation **			45,000.00						
10	179901-00000	UNIVERSITY RESERVE									
		UNIVERSITY RESERVE	10	017990	31,457.00	10	011180	10	179901-00000	Y	
		** Increase in SL Allocation **			31,457.00						
10	230332-00000	IDC:RSCH MGMT FEES									
		IDC:RES ENH-RSCH MGMT	10	023000	275,000.00	10	023000	10	230332-00000	Y	
		** Increase in SL Allocation **			275,000.00						
10	230399-00000	IDC:RESERVE									
		IDC:RESERVE	10	023000	205,000.00	10	023000	10	230399-00000	Y	
		** Increase in SL Allocation **			205,000.00						
10	230504-00000	IDC:RSCH MGMT SALARY									
		IDC:RESEARCH MANAGEMENT	10	023000	270,000.00	10	023000	10	230504-00000	Y	
		** Increase in SL Allocation **			270,000.00						
10	230801-00000	FEDERAL GRANTS - INDIRECT COST									
		FEDERL GRANTS-INDIRECT COST	10	023000	500,000.00-	10	230801-00000	10	023000	Y	
		** Decrease in SL Allocation **			500,000.00-						

Form: URGB01 (02/05/85)
Printed on a Xerox 9700 Laser Printing System at the Computing Services Center / Texas A&M University

Form: URGB01 (02/05/85)

CC	Account	Transaction Description	Offset CC	Offset Account	Amount	Actual Entry From CC	Actual Entry From Account	Actual Entry To CC	Actual Entry To Account	Feed	Mand
10	230802-00000	STATE GRANTS - INDIRECT COST									
		STATE GRANTS-INDIRECT COST	10	023000	50,000.00-	10	230802-00000	10	023000	Y	
		** Decrease in SL Allocation **			50,000.00-						
10	230803-00000	PRIVATE GRANTS - INDIRECT COSTS									
		PRIVATE GRANTS-INDIRECT COST	10	023000	400,000.00-	10	230803-00000	10	023000	Y	
		** Decrease in SL Allocation **			400,000.00-						
10	230899-00000	IDC RETAINAGE									
		RESEARCH FOUNDATION IDC RETAIN	10	023000	200,000.00	10	023000	10	230899-00000	Y	
		** Increase in SL Allocation **			200,000.00						
10	237000-00000	UAF:IS:UNIV ADVANCEMNT FEE									
		UAF:UNDERGRAD ADVISING	10	023700	125,014.00-	10	237000-00000	10	237201-00000	Y	
		UAF:STUDENT SERVICES:STUD ACTI	10	023700	6,466.00-	10	237000-00000	10	237705-00000	Y	
		UAF:STUDENT SERVICES:SENATE	10	023700	12,000.00-	10	237000-00000	10	237706-00000	Y	
		STUDENT SERVICES:STUD ACTIVITY	10	023700	136,253.00-	10	237000-00000	10	237704-00000	Y	
		STUDENT SERVICES:CAREER PLAN	10	023700	138,820.00-	10	237000-00000	10	237703-00000	Y	
		STUDENT SERVICES:FINANCIAL AID	10	023700	35,182.00-	10	237000-00000	10	237702-00000	Y	
		UAF:STUDENT LIBRARY USE	10	023700	935,480.00-	10	237000-00000	10	237202-00000	Y	
		UAF:INTERNATIONAL EDUCATION	10	023700	16,692.00-	10	237000-00000	10	237600-00000	Y	
		STUDENT SERVICES:GENERAL	10	023700	28,787.00-	10	237000-00000	10	237701-00000	Y	
		UAF:SF:DIVERSITY & INCLUSION	10	023700	28,000.00-	10	237000-00000	10	237607-00000	Y	
		UAF:PURCHASED UTILITIES	10	023700	300,000.00-	10	237000-00000	10	237204-00000	Y	
		UAF:AS:VESSEL USE FEE	10	023700	379,398.00-	10	237000-00000	10	237203-00000	Y	
		UAF:STUDENT IDENTIFICATION	10	023700	25,021.00-	10	237000-00000	10	237700-00000	Y	
		UAF:SOFTWARE LICENSING-STUDENT	10	023700	82,594.00-	10	237000-00000	10	237300-00000	Y	
		UAF:RS:GRADUATE SALARY POOL	10	023700	1,062,000.00-	10	237000-00000	10	237159-00000	Y	
		UAF:COMPUTER SERVICE	10	023700	741,983.00-	10	237000-00000	10	237200-00000	Y	
		** Decrease in SL Allocation **			4,053,690.00-						
10	237159-00000	UAF:RS:GRADUATE SALARY POOL									
		UAF:RS:GRADUATE SALARY POOL	10	023710	1,062,000.00	10	237000-00000	10	237159-00000	Y	
		** Increase in SL Allocation **			1,062,000.00						
10	237200-00000	UAF:AS:INFORMATION SERVICES									
		UAF:COMPUTER SERVICE	10	023710	741,983.00	10	237000-00000	10	237200-00000	Y	
		** Increase in SL Allocation **			741,983.00						
10	237201-00000	UAF:AS:ADVISING:UNDERGRADUATE									
		UAF:UNDERGRAD ADVISING	10	023710	125,014.00	10	237000-00000	10	237201-00000	Y	
		** Increase in SL Allocation **			125,014.00						
10	237202-00000	UAF:AS:STUDENT LIBRARY USE									
		UAF:STUDENT LIBRARY USE	10	023710	935,480.00	10	237000-00000	10	237202-00000	Y	
		** Increase in SL Allocation **			935,480.00						

Printed on a Xerox 9700 Laser Printing System at the Computing Services Center / Texas A&M University

Form: URGB01 (02/05/85)

CC	Account	Transaction Description	Offset CC	Offset Account	Amount	Actual Entry From CC	Actual Entry From Account	Actual Entry To CC	Actual Entry To Account	Feed	Mand
10	237203-00000	UAF:AS:VESSEL USE FEE									
		UAF:AS:VESSEL USE FEE	10	023720	379,398.00	10	237000-00000	10	237203-00000	Y	
		** Increase in SL Allocation **			379,398.00						
10	237204-00000	UAF:PURCHASED UTILITIES									
		UAF:PURCHASED UTILITIES	10	023720	300,000.00	10	237000-00000	10	237204-00000	Y	
		** Increase in SL Allocation **			300,000.00						
10	237300-00000	UAF:AS:SOFTWARE LICENSING-STUDEN									
		UAF:SOFTWARE LICENSING-STUDENT	10	023710	82,594.00	10	237000-00000	10	237300-00000	Y	
		** Increase in SL Allocation **			82,594.00						
10	237600-00000	UAF:SF:INTERNATIONAL EDUCATION-G									
		UAF:INTERNATIONAL EDUCATION	10	023710	16,692.00	10	237000-00000	10	237600-00000	Y	
		** Increase in SL Allocation **			16,692.00						
10	237607-00000	UAF:SS:DIVERSITY & INCLUSION									
		UAF:SF:DIVERSITY & INCLUSION	10	023710	28,000.00	10	237000-00000	10	237607-00000	Y	
		** Increase in SL Allocation **			28,000.00						
10	237700-00000	UAF:SS:STUD ID CARDS									
		UAF:STUDENT IDENTIFICATION	10	023710	25,021.00	10	237000-00000	10	237700-00000	Y	
		** Increase in SL Allocation **			25,021.00						
10	237701-00000	UAF:SS:STUD SERVS:GENERAL									
		STUDENT SERVICES:GENERAL	10	023710	28,787.00	10	237000-00000	10	237701-00000	Y	
		** Increase in SL Allocation **			28,787.00						
10	237702-00000	UAF:SS:STUD SERVS:FIN'L AID									
		STUDENT SERVICES:FINANCIAL AID	10	023710	35,182.00	10	237000-00000	10	237702-00000	Y	
		** Increase in SL Allocation **			35,182.00						
10	237703-00000	UAF:SS:STUD SERVS:CAREER PLAN/PL									
		STUDENT SERVICES:CAREER PLAN	10	023710	138,820.00	10	237000-00000	10	237703-00000	Y	
		** Increase in SL Allocation **			138,820.00						
10	237704-00000	UAF:SS:STUD SERVS:STUD ACTIVITY									
		STUDENT SERVICES:STUD ACTIVITY	10	023710	136,253.00	10	237000-00000	10	237704-00000	Y	
		** Increase in SL Allocation **			136,253.00						
10	237705-00000	UAF:SS:STUD SERVS:PUBLICATION									
		UAF:STUDENT SERVICES:STUD ACTI	10	023710	6,466.00	10	237000-00000	10	237705-00000	Y	
		** Increase in SL Allocation **			6,466.00						
10	237706-00000	UAF:SS:STUD SERVS:SENATE									
		UAF:STUDENT SERVICES:SENATE	10	023710	12,000.00	10	237000-00000	10	237706-00000	Y	
		** Increase in SL Allocation **			12,000.00						

Printed on a Xerox 9700 Laser Printing System at the Computing Services Center / Texas A&M University

Form: URGB01 (02/05/85)

CC	Account	Transaction Description	--- Offset --- CC	Account	Amount	Actual Entry --- From CC	Account	To CC	Account	Feed	Mand
10	238000-00000	DF:IS:DIFF TUIT:RESIDENT:UG									
		DF:DIFFERENTIAL ALLOCATION	10	023800	1,278,270.00-	10	238000-00000	10	239000-00000	Y	
		** Decrease in SL Allocation **			1,278,270.00-						
10	238100-00000	DF:IS:DIFF TUIT NON-RES:UG									
		DF:DIFFERENTIAL ALLOCATION	10	023810	92,307.00-	10	238100-00000	10	239000-00000	Y	
		** Decrease in SL Allocation **			92,307.00-						
10	238110-00000	DF:IS:DIFF TUIT NON-RES:UG(LOCAL									
		DF:DIFFERENTIAL ALLOCATION	10	023810	200,000.00-	10	238110-00000	10	239000-00000	Y	
		** Decrease in SL Allocation **			200,000.00-						
10	238120-00000	DF:IS:DIFF TUIT NON-RES:UG LIC O									
		DF:DIFFERENTIAL ALLOCATION	10	023810	250,000.00-	10	238120-00000	10	239000-00000	Y	
		** Decrease in SL Allocation **			250,000.00-						
10	238200-00000	DF:IS:DIFF TUIT LIC OPT:UG									
		DF:DIFFERENTIAL ALLOCATION	10	023820	404,435.00-	10	238200-00000	10	239000-00000	Y	
		** Decrease in SL Allocation **			404,435.00-						
10	239000-00000	DF:INSTRUCTION (ALLOC)									
		DF:DIFFERENTIAL ALLOCATION	10	023900	92,307.00	10	238100-00000	10	239000-00000	Y	
		DF:IN:TAMU ENGR POST DOCS	10	023900	200,000.00-	10	239000-00000	10	239106-00000	Y	
		DF:IN:NAVAL SCIENCE	10	023900	3,489.00-	10	239000-00000	10	239103-00000	Y	
		DF:DIFFERENTIAL ALLOCATION	10	023900	404,435.00	10	238200-00000	10	239000-00000	Y	
		DF:IN:WAVE OPERATIONS	10	023900	10,000.00-	10	239000-00000	10	239101-00000	Y	
		DF:DIFFERENTIAL ALLOCATION	10	023900	250,000.00	10	238120-00000	10	239000-00000	Y	
		DF:DIFFERENTIAL ALLOCATION	10	023900	200,000.00	10	238110-00000	10	239000-00000	Y	
		DF:AS:EXEC AVPAA DISCRETIONARY	10	023900	230,000.00-	10	239000-00000	10	239107-00000	Y	
		DF:DIFFERENTIAL ALLOCATION	10	023900	1,278,270.00	10	238000-00000	10	239000-00000	Y	
		DF:SS:SAILING	10	023900	9,000.00-	10	239000-00000	10	239302-00000	Y	
		DF:FIN'L AID:FLEX TUI RES UG	10	023900	266,252.00-	10	239000-00000	10	263330-00000	Y	
		DF:DEVELOPMENT OFFICE	10	023900	30,000.00-	10	239000-00000	10	239350-00000	Y	
		DF:SS:SPORTS REC OPERATIONS	10	023900	58,136.00-	10	239000-00000	10	239300-00000	Y	
		DF:RS:POST DOC SALARIES	10	023900	67,189.00-	10	239000-00000	10	239109-00000	Y	
		DF:AS:MATH LAB	10	023900	50,000.00-	10	239000-00000	10	239252-00000	Y	
		DF:AS:WRITING CENTER	10	023900	43,910.00-	10	239000-00000	10	239251-00000	Y	
		DF:RS:UG:RESEARCH FELLOWSHIPS	10	023900	20,000.00-	10	239000-00000	10	239111-00000	Y	
		DF:RS:GAR:MARB IDP AWARD	10	023900	141,763.00-	10	239000-00000	10	239114-00000	Y	
		DF:RS:GRADUATE STUDIES BOOST AWA	10	023900	118,193.00-	10	239000-00000	10	239110-00000	Y	
		ADJUNCT FACULTY POOL	10	023900	674,400.00-	10	239000-00000	10	239115-00000	Y	
		DF:SS:MAROON DELEGATE EVENTS	10	023900	9,630.00-	10	239000-00000	10	239108-00000	Y	
		DF:RS:UG:RESEARCH TRAVEL	10	023900	10,000.00-	10	239000-00000	10	239112-00000	Y	
		DF:RS:GAR:GRAD 2 YR COMP AWARDS	10	023900	146,388.00-	10	239000-00000	10	239113-00000	Y	
		** Increase in SL Allocation **			136,662.00						
10	239101-00000	DF:IN:WAVE OPERATIONS									
		DF:IN:WAVE OPERATIONS	10	023910	10,000.00	10	239000-00000	10	239101-00000	Y	
		** Increase in SL Allocation **			10,000.00						

Printed on a Xerox 9700 Laser Printing System at the Computing Services Center / Texas A&M University

Form: URGB01 (02/05/85)

CC	Account	Transaction Description	Offset CC	Offset Account	Amount	Actual Entry From CC	Actual Entry From Account	Actual Entry To CC	Actual Entry To Account	Feed	Mand
10	239103-00000	DF:IN:NAVAL SCIENCE									
		DF:IN:NAVAL SCIENCE	10	023910	3,489.00	10	239000-00000	10	239103-00000	Y	
		** Increase in SL Allocation **			3,489.00						
10	239106-00000	DF:IN:TAMU ENGR POST DOCS									
		DF:IN:TAMU ENGR POST DOCS	10	023910	200,000.00	10	239000-00000	10	239106-00000	Y	
		** Increase in SL Allocation **			200,000.00						
10	239107-00000	DF:AS:EXEC AVPAA DISCRETIONARY									
		DF:AS:EXEC AVPAA DISCRETIONARY	10	023900	230,000.00	10	239000-00000	10	239107-00000	Y	
		** Increase in SL Allocation **			230,000.00						
10	239108-00000	DF:SS:MAROON DELEGATE EVENTS									
		DF:SS:MAROON DELEGATE EVENTS	10	023900	9,630.00	10	239000-00000	10	239108-00000	Y	
		** Increase in SL Allocation **			9,630.00						
10	239109-00000	DF:RS:POST DOC SALARIES									
		DF:RS:POST DOC SALARIES	10	023900	67,189.00	10	239000-00000	10	239109-00000	Y	
		** Increase in SL Allocation **			67,189.00						
10	239110-00000	DF:RS:GRADUATE STUDIES BOOST AWA									
		DF:RS:GRADUATE STUDIES BOOST AWA	10	023900	118,193.00	10	239000-00000	10	239110-00000	Y	
		** Increase in SL Allocation **			118,193.00						
10	239111-00000	DF:RS:UG:RESEARCH FELLOWSHIPS									
		DF:RS:UG:RESEARCH FELLOWSHIPS	10	023900	20,000.00	10	239000-00000	10	239111-00000	Y	
		** Increase in SL Allocation **			20,000.00						
10	239112-00000	DF:RS:UG:RESEARCH TRAVEL									
		DF:RS:UG:RESEARCH TRAVEL	10	023900	10,000.00	10	239000-00000	10	239112-00000	Y	
		** Increase in SL Allocation **			10,000.00						
10	239113-00000	DF:RS:GAR:GRAD 2 YR COMP AWARDS									
		DF:RS:GAR:GRAD 2 YR COMP AWARDS	10	023900	146,388.00	10	239000-00000	10	239113-00000	Y	
		** Increase in SL Allocation **			146,388.00						
10	239114-00000	DF:RS:GAR:MARB IDP AWARD									
		DF:RS:GAR:MARB IDP AWARD	10	023900	141,763.00	10	239000-00000	10	239114-00000	Y	
		** Increase in SL Allocation **			141,763.00						
10	239115-00000	ADJUNCT FACULTY SALARY POOL									
		ADJUNCT FACULTY POOL	10	023900	674,400.00	10	239000-00000	10	239115-00000	Y	
		** Increase in SL Allocation **			674,400.00						
10	239251-00000	DF:AS:WRITING CENTER									
		DF:AS:WRITING CENTER	10	023925	43,910.00	10	239000-00000	10	239251-00000	Y	
		** Increase in SL Allocation **			43,910.00						

Printed on a Xerox 9700 Laser Printing System at the Computing Services Center / Texas A&M University

Form: URGB01 (02/05/85)

CC	Account	Transaction Description	Offset CC	Offset Account	Amount	Actual Entry From CC	Actual Entry From Account	Actual Entry To CC	Actual Entry To Account	Feed	Mand
10	239252-00000	DF:AS:MATH LAB									
		DF:AS:MATH LAB	10	023925	50,000.00	10	239000-00000	10	239252-00000	Y	
		** Increase in SL Allocation **			50,000.00						
10	239300-00000	DF:SS:SPORTS REC OPERATIONS									
		DF:SS:SPORTS REC OPERATIONS	10	023930	58,136.00	10	239000-00000	10	239300-00000	Y	
		** Increase in SL Allocation **			58,136.00						
10	239302-00000	DF:SS:SAILING									
		DF:SS:SAILING	10	023930	9,000.00	10	239000-00000	10	239302-00000	Y	
		** Increase in SL Allocation **			9,000.00						
10	239350-00000	DF:IS:DEVELOPMENT OFFICE									
		DF:DEVELOPMENT OFFICE	10	023935	30,000.00	10	239000-00000	10	239350-00000	Y	
		** Increase in SL Allocation **			30,000.00						
10	240202-00000	DT:TAMUG-TAMU SOURCED SERVICES									
		TAMU-TAMUG FIN AGRMNT ASSMNT	10	024020	955,418.00	10	261100-00000	10	240202-00000	Y	
		** Increase in SL Allocation **			955,418.00						
10	260040-00000	FISCAL DEPARTMENT									
		ENROLLMENT MANAGEMENT OFFICE	10	026004	25,000.00-	10	260040-00000	10	260120-00000	Y	
		** Decrease in SL Allocation **			25,000.00-						
10	260120-00000	ENROLLMENT MANAGMENT OFFICE									
		ENROLLMENT MANAGEMENT OFFICE	10	026012	25,000.00	10	260040-00000	10	260120-00000	Y	
		** Increase in SL Allocation **			25,000.00						
10	261100-00000	DT:DESIGNATED TUITION REVENUE									
		RFS BONDS,SERIES2016C NOV2018	10	026110	41,501.00-	10	261100-00000	10	026110	Y	
		DT:IN:ACADEMIC ENHANCEMENT OPS	10	026110	88,330.00-	10	261100-00000	10	264001-00000	Y	
		DT:FIN'L AID:FLEX TUI RES GRAD	10	026110	75,723.00-	10	261100-00000	10	261331-00000	Y	
		DT:FIN'L AID:FLEX TUI RES UG	10	026110	949,309.00-	10	261100-00000	10	261330-00000	Y	
		DT:IN:MARINE SCIENCE	10	026110	240,925.00-	10	261100-00000	10	264004-00000	Y	
		DT:IN:FOUNDATIONAL SCIENCES	10	026110	174,120.00-	10	261100-00000	10	264002-00000	Y	
		TAMU-TAMUG FIN AGRMNT ASSMNT	10	026110	955,418.00-	10	261100-00000	10	240202-00000	Y	
		DT:IN:MARINE BIOLOGY	10	026110	290,145.00-	10	261100-00000	10	264003-00000	Y	
		RFS BONDS,SERIES2009AB NOV2018	10	026110	2,980.00-	10	261100-00000	10	026110	Y	
		DT:IS:MAIL SERVICE OPERATIONS	10	026110	18,903.00-	10	261100-00000	10	264706-00000	Y	
		DT:IN:STCW OPERATIONS	10	026110	20,500.00-	10	261100-00000	10	264712-00000	Y	
		DT:PL:PURHCASED UTILITIES	10	026110	1,088,000.00-	10	261100-00000	10	264710-00000	Y	
		DT:IN:TMA-SHIP OPERATIONS	10	026110	160,000.00-	10	261100-00000	10	264711-00000	Y	
		DT:PL:OUTSOURCING:SSC BASE FEE	10	026110	1,938,726.00-	10	261100-00000	10	264705-00000	Y	
		DT:SS:RECRUITING INITIATIVES	10	026110	216,600.00-	10	261100-00000	10	264605-00000	Y	
		RFS BONDS,SERIES2009AB MAY2019	10	026110	151,980.00-	10	261100-00000	10	026110	Y	
		DT:SF:SCHOLARSHIPS	10	026110	275,000.00-	10	261100-00000	10	264500-00000	Y	
		DT:SS:PUBLICATIONS	10	026110	37,000.00-	10	261100-00000	10	264600-00000	Y	

Printed on a Xerox 9700 Laser Printing System at the Computing Services Center / Texas A&M University

Form: URGB01 (02/05/85)

CC	Account	Transaction Description	Offset CC	Offset Account	Amount	Actual Entry From CC	Actual Entry From Account	Actual Entry To CC	Actual Entry To Account	Feed	Mand
10	261100-00000	DT:DESIGNATED TUITION REVENUE									
		DT:PS:SCIENCE FAIR	10	026110	4,000.00-	10	261100-00000	10	264400-00000	Y	
		DT:SS:STUDENT AFFAIRS OPS	10	026110	12,970.00-	10	261100-00000	10	264601-00000	Y	
		DT:RES ENH:ACADEMIC RSCH ENH	10	026110	50,000.00-	10	261100-00000	10	264399-00000	Y	
		DT:SS:ADMISSION/RECORDS OPS	10	026110	24,511.00-	10	261100-00000	10	264603-00000	Y	
		DT:RES ENH-RSCH MGMT	10	026110	8,624.00-	10	261100-00000	10	264332-00000	Y	
		RFS BONDS,SERIES2016C MAY2019	10	026110	41,499.00-	10	261100-00000	10	026110	Y	
		DT:IN:DISABILITY SVC/ACCOMOD	10	026110	20,000.00-	10	261100-00000	10	264025-00000	Y	
		DT:IS:BACKGROUND SCURITY CHECK	10	026110	16,000.00-	10	261100-00000	10	264225-00000	Y	
		DT:IS:EMERGENCY OPERATIONS	10	026110	10,000.00-	10	261100-00000	10	264226-00000	Y	
		DT:IS:SWIMMING POOL OPS	10	026110	25,000.00-	10	261100-00000	10	264224-00000	Y	
		DT:IS:DIVERSITY	10	026110	5,000.00-	10	261100-00000	10	264227-00000	Y	
		DT:IS:VP & CHF OPER'N OFCR-HOUSI	10	026110	52,044.00-	10	261100-00000	10	264223-00000	Y	
		DT:IS:COMPLIANCE	10	026110	12,500.00-	10	261100-00000	10	264228-00000	Y	
		DT:IS:TELEPHONE OPERATIONS	10	026110	167,646.00-	10	261100-00000	10	264222-00000	Y	
		DT:AS:ACADEMIC AFFAIRS OPS	10	026110	36,800.00-	10	261100-00000	10	264100-00000	Y	
		DT:IS:BANK SERVICE CHARGES	10	026110	160,000.00-	10	261100-00000	10	264208-00000	Y	
		DT:IS:INSTIT'L STUDIES	10	026110	8,690.00-	10	261100-00000	10	264217-00000	Y	
		DT:IS:PRESIDENT'S OPS	10	026110	167,500.00-	10	261100-00000	10	264207-00000	Y	
		DT:IS:SAFETY COORDINATOR	10	026110	27,705.00-	10	261100-00000	10	264218-00000	Y	
		DT:IS:TTVN CHARGES	10	026110	80,772.00-	10	261100-00000	10	264206-00000	Y	
		DT:IS:TAMU-CIS PRINTING ASSMNT	10	026110	108,253.00-	10	261100-00000	10	264221-00000	Y	
		DT:IS:POLICE OPERATIONS	10	026110	50,990.00-	10	261100-00000	10	264205-00000	Y	
		DT:IN:GRADUATE STUDENT SUPPORT	10	026110	110,000.00-	10	261100-00000	10	264018-00000	Y	
		DT:AS:ACADEMIC SUPPORT	10	026110	35,000.00-	10	261100-00000	10	264105-00000	Y	
		DT:IS:BUDGETS & FINANCE	10	026110	73,117.00-	10	261100-00000	10	264204-00000	Y	
		DT:IS:COMMITTEE TRAVEL	10	026110	2,000.00-	10	261100-00000	10	264201-00000	Y	
		DT:IS:HUMAN RESOURCES OPS	10	026110	66,450.00-	10	261100-00000	10	264202-00000	Y	
		DT:IS:AVP ADMIN DISCRETIONARY	10	026110	15,353.00-	10	261100-00000	10	264200-00000	Y	
		DT:IS:INSTITUTIONAL MEMBERSHIP	10	026110	23,000.00-	10	261100-00000	10	264203-00000	Y	
		DT:AS:RGS-OFFICE OF GRAD PROGS	10	026110	30,000.00-	10	261100-00000	10	264104-00000	Y	
		DT:AS:COMMENCEMENT	10	026110	30,000.00-	10	261100-00000	10	264101-00000	Y	
		DT:IN:TMA-OFC OF COMMANDANT	10	026110	19,609.00-	10	261100-00000	10	264017-00000	Y	
		DT:AS:LIBRARY OPS	10	026110	29,343.00-	10	261100-00000	10	264103-00000	Y	
		DT:IN:SIMULATOR OPERATIONS	10	026110	20,000.00-	10	261100-00000	10	264016-00000	Y	
		DT:IN:LIBERAL STUDIES	10	026110	341,126.00-	10	261100-00000	10	264009-00000	Y	
		DT:IN:TMA-SUPERINTENDENT	10	026110	4,905.00-	10	261100-00000	10	264012-00000	Y	
		DT:IN:MARITIME ADMINISTRATION	10	026110	141,915.00-	10	261100-00000	10	264007-00000	Y	
		DT:IN:QEP INITIATIVES	10	026110	4,600.00-	10	261100-00000	10	264013-00000	Y	
		DT:IN:MARINE TRANSPORTATION	10	026110	110,400.00-	10	261100-00000	10	264006-00000	Y	
		DT:IN:WATERFRONT OPS	10	026110	74,200.00-	10	261100-00000	10	264015-00000	Y	
		DT:IN:MARINE ENGINEERING	10	026110	110,400.00-	10	261100-00000	10	264005-00000	Y	
		** Decrease in SL Allocation **			9,057,082.00-						
10	261200-00000	ADMINISTRATIVE OVERHEAD									
		PROPERTY INSURANCE	10	026120	400,000.00-	10	261200-00000	10	261540-00000	Y	
		STAFF ADVISORY COUNCIL	10	026120	10,000.00-	10	261200-00000	10	261370-00000	Y	
		** Decrease in SL Allocation **			410,000.00-						

Printed on a Xerox 9700 Laser Printing System at the Computing Services Center / Texas A&M University

Form: URGB01 (02/05/85)
Printed on a Xerox 9700 Laser Printing System at the Computing Services Center / Texas A&M University

CC	Account	Transaction Description	Offset CC	Offset Account	Amount	Actual Entry From CC	Actual Entry From Account	Actual Entry To CC	Actual Entry To Account	Feed	Mand
10	261250-00000	TPEG: RESIDENT									
		TPEG:RESIDENT	10	026125	154,477.00	10	101800-00000	10	261250-00000	N	
		TPEG:RESIDENT	10	026125	35,616.00	10	101806-00000	10	261250-00000	N	
		TPEG:RESIDENT	10	026125	131,270.00	10	101803-00000	10	261250-00000	N	
		TPEG:RESIDENT	10	026125	9,183.00	10	101805-00000	10	261250-00000	N	
		TPEG:RESIDENT	10	026125	11,953.00	10	101802-00000	10	261250-00000	N	
		TPEG:RESIDENT	10	026125	1,467.00	10	101808-00000	10	261250-00000	N	
		** Increase in SL Allocation **			343,966.00						
10	261260-00000	TPEG: NONRESIDENT									
		TPEG:NON-RESIDENT	10	026126	2,278.00	10	101807-00000	10	261260-00000	N	
		TPEG:NON-RESIDENT	10	026126	17,829.00	10	101801-00000	10	261260-00000	N	
		TPEG:NON-RESIDENT	10	026126	20,522.00	10	101804-00000	10	261260-00000	N	
		** Increase in SL Allocation **			40,629.00						
10	261270-00000	CONCESSIONS:VP & COO									
		CONCESSIONS:PRES DISCRETIONARY	10	026127	4,000.00	10	261275-00000	10	261270-00000	Y	
		** Increase in SL Allocation **			4,000.00						
10	261275-00000	CONCESSIONS:INCOME ACCOUNT									
		CONCESSIONS:STUDENT EVENTS	10	026127	2,500.00-	10	261275-00000	10	261276-00000	Y	
		CONCESSIONS:CAMPUS COACHING	10	026127	22,914.00-	10	261275-00000	10	261280-00000	Y	
		CONCESSIONS:PRES DISCRETIONARY	10	026127	4,000.00-	10	261275-00000	10	261270-00000	Y	
		** Decrease in SL Allocation **			29,414.00-						
10	261276-00000	CONCESSIONS:STUDENT EVENTS									
		CONCESSIONS:STUDENT EVENTS	10	026127	2,500.00	10	261275-00000	10	261276-00000	Y	
		** Increase in SL Allocation **			2,500.00						
10	261280-00000	CONCESSIONS:CAMPUS COACHING SUPP									
		CONCESSIONS:CAMPUS COACHING	10	026127	22,914.00	10	261275-00000	10	261280-00000	Y	
		** Increase in SL Allocation **			22,914.00						
10	261330-00000	DT:FIN'L AID:FLEX TUITION-RES UG									
		DT:FIN'L AID:FLEX TUI RES UG	10	026130	949,309.00	10	261100-00000	10	261330-00000	Y	
		** Increase in SL Allocation **			949,309.00						
10	261331-00000	DT:FIN'L AID:FLEX TUIT-RES:GRAD									
		DT:FIN'L AID:FLEX TUI RES GRAD	10	026131	75,723.00	10	261100-00000	10	261331-00000	Y	
		** Increase in SL Allocation **			75,723.00						
10	261370-00000	STAFF ADVISORY COUNCIL									
		STAFF ADVISORY COUNCIL	10	026137	10,000.00	10	261200-00000	10	261370-00000	Y	
		** Increase in SL Allocation **			10,000.00						
10	261500-00000	SAGO ASSESSMENT									
		SAGO ASSESSMENT	10	026150	455,407.00	10	267050-00000	10	261500-00000	Y	
		** Increase in SL Allocation **			455,407.00						

Form: URGB01 (02/05/85)
Printed on a Xerox 9700 Laser Printing System at the Computing Services Center / Texas A&M University

CC	Account	Transaction Description	--- Offset --- CC	Account	Amount	-------- Actual Entry --------- ---- From ----- CC	Account	----- To ------ CC	Account	Feed	Mand
10	261540-00000	PROPERTY INSTITUTE									
		PROPERTY INSURANCE	10	026154	400,000.00	10	261200-00000	10	261540-00000	Y	
		** Increase in SL Allocation **			400,000.00						
10	261590-00000	RECYCLING SERVICES									
		RECYCLING SERVICES	10	026159	8,000.00	10	267050-00000	10	261590-00000	Y	
		** Increase in SL Allocation **			8,000.00						
10	261680-00000	MARITIME CONSORTIUM									
		MARITIME CONSORTIUM	10	026168	34,000.00	10	267050-00000	10	261680-00000	Y	
		** Increase in SL Allocation **			34,000.00						
10	261710-00000	VP & COO'S MERITORIOUS AWDS									
		PRESIDENT'S MERIT SVC AWARD	10	026171	8,000.00	10	267050-00000	10	261710-00000	Y	
		** Increase in SL Allocation **			8,000.00						
10	263330-00000	DF:FIN'L AID:FLEX TUITION RES-UG									
		DF:FIN'L AID:FLEX TUI RES UG	10	026333	266,252.00	10	239000-00000	10	263330-00000	Y	
		** Increase in SL Allocation **			266,252.00						
10	263400-00000	OUTSOURCED DINING:CHARTWELLS/COM									
		RFS BONDS,SERIES2017E NOV2018	10	026340	22,542.00-	10	263400-00000	10	026340	Y	
		RFS COMMERCIAL PAPER SEP2018	10	026340	152,455.00-	10	263400-00000	10	026340	Y	
		RFS BONDS,SERIES2017E MAY2019	10	026340	23,542.00-	10	263400-00000	10	026340	Y	
		RFS BONDS,SERIES2013AB NOV2018	10	026340	9,000.00-	10	263400-00000	10	026340	Y	
		RFS BONDS,SERIES2013AB MAY2019	10	026340	74,000.00-	10	263400-00000	10	026340	Y	
		** Decrease in SL Allocation **			281,539.00-						
10	264001-00000	DT:IN:ACADEMIC ENHANCEMENT OPS									
		DT:IN:ACADEMIC ENHANCEMENT OPS	10	026400	88,330.00	10	261100-00000	10	264001-00000	Y	
		** Increase in SL Allocation **			88,330.00						
10	264002-00000	DT:IN:FOUNDATIONAL SCIENCES									
		DT:IN:FOUNDATIONAL SCIENCES	10	026400	174,120.00	10	261100-00000	10	264002-00000	Y	
		** Increase in SL Allocation **			174,120.00						
10	264003-00000	DT:IN:MARINE BIOLOGY									
		DT:IN:MARINE BIOLOGY	10	026400	290,145.00	10	261100-00000	10	264003-00000	Y	
		** Increase in SL Allocation **			290,145.00						
10	264004-00000	DT:IN:MARINE SCIENCE									
		DT:IN:MARINE SCIENCE	10	026400	240,925.00	10	261100-00000	10	264004-00000	Y	
		** Increase in SL Allocation **			240,925.00						
10	264005-00000	DT:IN:MARINE ENGINEERING									
		DT:IN:MARINE ENGINEERING	10	026400	110,400.00	10	261100-00000	10	264005-00000	Y	
		** Increase in SL Allocation **			110,400.00						

Form: URGB01 (02/05/85)

CC	Account	Transaction Description	--- Offset --- CC	Account	Amount	-------- Actual Entry --------- ---- From ----- CC	Account	----- To ------ CC	Account	Feed	Mand
10	264006-00000	DT:IN:MART:MARITIME TRANSPORTATI									
		DT:IN:MARINE TRANSPORTATION	10	026400	110,400.00	10	261100-00000	10	264006-00000	Y	
		** Increase in SL Allocation **			110,400.00						
10	264007-00000	DT:IN:MARITIME ADMINISTRATION									
		DT:IN:MARITIME ADMINISTRATION	10	026400	141,915.00	10	261100-00000	10	264007-00000	Y	
		** Increase in SL Allocation **			141,915.00						
10	264009-00000	DT:IN:LIBERAL STUDIES									
		DT:IN:LIBERAL STUDIES	10	026400	341,126.00	10	261100-00000	10	264009-00000	Y	
		** Increase in SL Allocation **			341,126.00						
10	264012-00000	DT:IN:TMA-SUPERINTENDENT									
		DT:IN:TMA-SUPERINTENDENT	10	026400	4,905.00	10	261100-00000	10	264012-00000	Y	
		** Increase in SL Allocation **			4,905.00						
10	264013-00000	DT:IN:QEP INITIATIVES									
		DT:IN:QEP INITIATIVES	10	026400	4,600.00	10	261100-00000	10	264013-00000	Y	
		** Increase in SL Allocation **			4,600.00						
10	264015-00000	DT:AS:MESSO OPERATIONS									
		DT:IN:WATERFRONT OPS	10	026400	74,200.00	10	261100-00000	10	264015-00000	Y	
		** Increase in SL Allocation **			74,200.00						
10	264016-00000	DT:IN:SIMULATOR OPERATIONS									
		DT:IN:SIMULATOR OPERATIONS	10	026400	20,000.00	10	261100-00000	10	264016-00000	Y	
		** Increase in SL Allocation **			20,000.00						
10	264017-00000	DT:IN:TMA-OFC OF COMMANDANT									
		DT:IN:TMA-OFC OF COMMANDANT	10	026400	19,609.00	10	261100-00000	10	264017-00000	Y	
		** Increase in SL Allocation **			19,609.00						
10	264018-00000	DT:IN:GRADUATE STUDENT SUPPORT									
		DT:IN:GRADUATE STUDENT SUPPORT	10	026400	110,000.00	10	261100-00000	10	264018-00000	Y	
		** Increase in SL Allocation **			110,000.00						
10	264025-00000	DT:AS:DISABILITY SERVICES/ACCOMM									
		DT:IN:DISABILITY SVC/ACCOMOD	10	026400	20,000.00	10	261100-00000	10	264025-00000	Y	
		** Increase in SL Allocation **			20,000.00						
10	264100-00000	DT:AS:ACADEMIC OPERATIONS									
		DT:AS:ACADEMIC AFFAIRS OPS	10	026410	36,800.00	10	261100-00000	10	264100-00000	Y	
		** Increase in SL Allocation **			36,800.00						
10	264101-00000	DT:AS:COMMENCEMENT									
		DT:AS:COMMENCEMENT	10	026410	30,000.00	10	261100-00000	10	264101-00000	Y	
		** Increase in SL Allocation **			30,000.00						

Printed on a Xerox 9700 Laser Printing System at the Computing Services Center / Texas A&M University

Form: URGB01 (02/05/85)

CC	Account	Transaction Description	--- Offset --- CC	Account	Amount	-------- Actual Entry --------- ---- From ----- CC	Account	----- To ------ CC	Account	Feed	Mand
10	264103-00000	DT:AS:LIBRARY-DEPARTMENT OPERATI									
		DT:AS:LIBRARY OPS	10	026410	29,343.00	10	261100-00000	10	264103-00000	Y	
		** Increase in SL Allocation **			29,343.00						
10	264104-00000	DT:AS:RGS-OFFICE OF GRADUATE PRO									
		DT:AS:RGS-OFFICE OF GRAD PROGS	10	026410	30,000.00	10	261100-00000	10	264104-00000	Y	
		** Increase in SL Allocation **			30,000.00						
10	264105-00000	DT:AS:ACADEMIC SUPPORT									
		DT:AS:ACADEMIC SUPPORT	10	026410	35,000.00	10	261100-00000	10	264105-00000	Y	
		** Increase in SL Allocation **			35,000.00						
10	264200-00000	DT:IS:AVP ADMIN DISCRETIONARY									
		DT:IS:AVP ADMIN DISCRETIONARY	10	026420	15,353.00	10	261100-00000	10	264200-00000	Y	
		** Increase in SL Allocation **			15,353.00						
10	264201-00000	DT:IS:COMMITTEE TRAVEL									
		DT:IS:COMMITTEE TRAVEL	10	026420	2,000.00	10	261100-00000	10	264201-00000	Y	
		** Increase in SL Allocation **			2,000.00						
10	264202-00000	DT:IS:HUMAN RESOURCES OPERATIONS									
		DT:IS:HUMAN RESOURCES OPS	10	026420	66,450.00	10	261100-00000	10	264202-00000	Y	
		** Increase in SL Allocation **			66,450.00						
10	264203-00000	DT:IS:INSTITUTIONAL MEMBERSHIPS									
		DT:IS:INSTITUTIONAL MEMBERSHIP	10	026420	23,000.00	10	261100-00000	10	264203-00000	Y	
		** Increase in SL Allocation **			23,000.00						
10	264204-00000	DT:IS:BUDGETS & FINANCE									
		DT:IS:BUDGETS & FINANCE	10	026420	73,117.00	10	261100-00000	10	264204-00000	Y	
		** Increase in SL Allocation **			73,117.00						
10	264205-00000	DT:IS:POLICE OPERATIONS									
		DT:IS:POLICE OPERATIONS	10	026420	50,990.00	10	261100-00000	10	264205-00000	Y	
		** Increase in SL Allocation **			50,990.00						
10	264206-00000	DT:IS:TTVN SERVICES CHARGE									
		DT:IS:TTVN CHARGES	10	026420	80,772.00	10	261100-00000	10	264206-00000	Y	
		** Increase in SL Allocation **			80,772.00						
10	264207-00000	DT:IS:VP & CHF OPER'N OFCR OPS A									
		DT:IS:PRESIDENT'S OPS	10	026420	167,500.00	10	261100-00000	10	264207-00000	Y	
		** Increase in SL Allocation **			167,500.00						
10	264208-00000	DT:IS:BANK SERVICE CHARGES									
		DT:IS:BANK SERVICE CHARGES	10	026420	160,000.00	10	261100-00000	10	264208-00000	Y	
		** Increase in SL Allocation **			160,000.00						

Printed on a Xerox 9700 Laser Printing System at the Computing Services Center / Texas A&M University

Form: URGB01 (02/05/85)

CC	Account	Transaction Description	Offset CC	Offset Account	Amount	Actual Entry From CC	Actual Entry From Account	Actual Entry To CC	Actual Entry To Account	Feed	Mand
10	264217-00000	DT:IS:INSTIT'L STUDIES & PLANNIN									
		DT:IS:INSTIT'L STUDIES	10	026420	8,690.00	10	261100-00000	10	264217-00000	Y	
		** Increase in SL Allocation **			8,690.00						
10	264218-00000	DT:IS:ENVIRONMENTAL HEALTH & SAF									
		DT:IS:SAFETY COORDINATOR	10	026420	27,705.00	10	261100-00000	10	264218-00000	Y	
		** Increase in SL Allocation **			27,705.00						
10	264221-00000	DT:IS:TAMU-CIS PRINTING ASSESSME									
		DT:IS:TAMU-CIS PRINTING ASSMNT	10	026420	108,253.00	10	261100-00000	10	264221-00000	Y	
		** Increase in SL Allocation **			108,253.00						
10	264222-00000	DT:IS:TELEPHONE OPERATIONS									
		DT:IS:TELEPHONE OPERATIONS	10	026420	167,646.00	10	261100-00000	10	264222-00000	Y	
		** Increase in SL Allocation **			167,646.00						
10	264223-00000	DT:IS:VP & CHF OPER'N OFCR-HOUSI									
		DT:IS:VP & CHF OPER'N OFCR-HOUSI	10	026420	52,044.00	10	261100-00000	10	264223-00000	Y	
		** Increase in SL Allocation **			52,044.00						
10	264224-00000	DT:IS:SWIMMING POOL OPERATIONS									
		DT:IS:SWIMMING POOL OPS	10	026420	25,000.00	10	261100-00000	10	264224-00000	Y	
		** Increase in SL Allocation **			25,000.00						
10	264225-00000	DT:IS:BACK GROUND SECURITY CHECK									
		DT:IS:BACKGROUND SCURITY CHECK	10	026420	16,000.00	10	261100-00000	10	264225-00000	Y	
		** Increase in SL Allocation **			16,000.00						
10	264226-00000	DT:IS:EMERGENCY OPERATIONS									
		DT:IS:EMERGENCY OPERATIONS	10	026420	10,000.00	10	261100-00000	10	264226-00000	Y	
		** Increase in SL Allocation **			10,000.00						
10	264227-00000	DT:IS:DIVERSITY									
		DT:IS:DIVERSITY	10	026420	5,000.00	10	261100-00000	10	264227-00000	Y	
		** Increase in SL Allocation **			5,000.00						
10	264228-00000	DT:IS:COMPLIANCE									
		DT:IS:COMPLIANCE	10	026420	12,500.00	10	261100-00000	10	264228-00000	Y	
		** Increase in SL Allocation **			12,500.00						
10	264332-00000	DT:RES ENH-RSCH MGMT									
		DT:RES ENH-RSCH MGMT	10	026430	8,624.00	10	261100-00000	10	264332-00000	Y	
		** Increase in SL Allocation **			8,624.00						
10	264399-00000	DT:RES ENH:ACADEMIC RESCH ENHANC									
		DT:RES ENH:ACADEMIC RSCH ENH	10	026430	50,000.00	10	261100-00000	10	264399-00000	Y	
		** Increase in SL Allocation **			50,000.00						

Printed on a Xerox 9700 Laser Printing System at the Computing Services Center / Texas A&M University

Form: URGB01 (02/05/85)

CC	Account	Transaction Description	Offset CC	Offset Account	Amount	Actual Entry From CC	Actual Entry From Account	Actual Entry To CC	Actual Entry To Account	Feed	Mand
10	264400-00000	DT:PS:SCIENCE FAIR									
		DT:PS:SCIENCE FAIR	10	026440	4,000.00	10	261100-00000	10	264400-00000	Y	
		** Increase in SL Allocation **			4,000.00						
10	264500-00000	DT:SF:SCHOLARSHIPS									
		DT:SF:SCHOLARSHIPS	10	026450	275,000.00	10	261100-00000	10	264500-00000	Y	
		** Increase in SL Allocation **			275,000.00						
10	264600-00000	DT:SS PUBLICATIONS									
		DT:SS:PUBLICATIONS	10	026460	37,000.00	10	261100-00000	10	264600-00000	Y	
		** Increase in SL Allocation **			37,000.00						
10	264601-00000	DT:SS:STUDENT AFFAIRS OPTS									
		DT:SS:STUDENT AFFAIRS OPS	10	026460	12,970.00	10	261100-00000	10	264601-00000	Y	
		** Increase in SL Allocation **			12,970.00						
10	264603-00000	DT:SS:ADMISSION/RECORDS OPTS									
		DT:SS:ADMISSION/RECORDS OPS	10	026460	24,511.00	10	261100-00000	10	264603-00000	Y	
		** Increase in SL Allocation **			24,511.00						
10	264605-00000	DT:SS:RECRUITING INITIATIVES									
		DT:SS:RECRUITING INITIATIVES	10	026460	216,600.00	10	261100-00000	10	264605-00000	Y	
		** Increase in SL Allocation **			216,600.00						
10	264705-00000	DT:PL:OUTSOURCING:SSC BASE FEE									
		DT:PL:OUTSOURCING:SSC BASE FEE	10	026470	1,938,726.00	10	261100-00000	10	264705-00000	Y	
		** Increase in SL Allocation **			1,938,726.00						
10	264706-00000	DT:IS:MAIL SERVICE OPERATIONS									
		DT:IS:MAIL SERVICE OPERATIONS	10	026470	18,903.00	10	261100-00000	10	264706-00000	Y	
		** Increase in SL Allocation **			18,903.00						
10	264710-00000	DT:PL:PURCHASED UTILITIES									
		DT:PL:PURHCASED UTILITIES	10	026470	1,088,000.00	10	261100-00000	10	264710-00000	Y	
		** Increase in SL Allocation **			1,088,000.00						
10	264711-00000	DT:IN:TMA-SHIP OPERATIONS									
		DT:IN:TMA-SHIP OPERATIONS	10	026470	160,000.00	10	261100-00000	10	264711-00000	Y	
		** Increase in SL Allocation **			160,000.00						
10	264712-00000	DT:IN:STCW OPERATIONS									
		DT:IN:STCW OPERATIONS	10	026470	20,500.00	10	261100-00000	10	264712-00000	Y	
		** Increase in SL Allocation **			20,500.00						
10	266100-00000	STUDENT CENTER COMPLEX FEE									
		RFS BONDS,SERIES2016A MAY2019	10	026610	33,300.00-	10	266100-00000	10	026610	Y	
		RFS BONDS,SERIES2016A NOV2018	10	026610	3,300.00-	10	266100-00000	10	026610	Y	
		** Decrease in SL Allocation **			36,600.00-						

Printed on a Xerox 9700 Laser Printing System at the Computing Services Center / Texas A&M University

Form: URGB01 (02/05/85)

CC	Account	Transaction Description	Offset CC	Offset Account	Amount	Actual Entry From CC	Actual Entry From Account	Actual Entry To CC	Actual Entry To Account	Feed	Mand
10	266150-00000	STUDENT SERVICE FEE DEBT SERVICE									
		RFS BONDS,SERIES2013AB NOV2018	10	026615	6,750.00-	10	266150-00000	10	026615	Y	
		RFS BONDS,SERIES2017E MAY2019	10	026615	18,162.00-	10	266150-00000	10	026615	Y	
		RFS BONDS,SERIES2017E NOV2018	10	026615	17,362.00-	10	266150-00000	10	026615	Y	
		RFS BONDS,SERIES2013AB MAY2019	10	026615	56,750.00-	10	266150-00000	10	026615	Y	
		** Decrease in SL Allocation **			99,024.00-						
10	266300-00000	MESSO:UG:VESSEL USE FEE									
		RFS BONDS,SERIES2016B NOV2018	10	026630	26,900.00-	10	266300-00000	10	026630	Y	
		RFS BONDS,SERIES2016B MAY2019	10	026630	81,900.00-	10	266300-00000	10	026630	Y	
		** Decrease in SL Allocation **			108,800.00-						
10	267050-00000	INVESTMENT EARNINGS									
		RECYCLING SERVICES	10	026705	8,000.00-	10	267050-00000	10	261590-00000	Y	
		EXTERNAL RELATIONS/CAMPUS OUT	10	026705	15,000.00-	10	267050-00000	10	267601-00000	Y	
		MARKETING PLAN	10	026705	142,500.00-	10	267050-00000	10	267600-00000	Y	
		MARITIME CONSORTIUM	10	026705	34,000.00-	10	267050-00000	10	261680-00000	Y	
		PRES:LEADERSHIP TRAINING	10	026705	20,000.00-	10	267050-00000	10	267057-00000	Y	
		V P FINANCE DISCRETIONARY	10	026705	10,000.00-	10	267050-00000	10	267051-00000	Y	
		PRESIDENT'S MERIT SVC AWARD	10	026705	8,000.00-	10	267050-00000	10	261710-00000	Y	
		IKE DIKE PROJECT-SALARIES	10	026705	78,512.00-	10	267050-00000	10	267054-00000	Y	
		SAGO ASSESSMENT	10	026705	455,407.00-	10	267050-00000	10	261500-00000	Y	
		HONORS PROGRAM	10	026705	13,000.00-	10	267050-00000	10	267090-00000	Y	
		** Decrease in SL Allocation **			784,419.00-						
10	267051-00000	AVP FINANCE DISCRETIONARY									
		V P FINANCE DISCRETIONARY	10	026705	10,000.00	10	267050-00000	10	267051-00000	Y	
		** Increase in SL Allocation **			10,000.00						
10	267054-00000	IKE DIKE PROJECT - SALARIES									
		IKE DIKE PROJECT-SALARIES	10	026705	78,512.00	10	267050-00000	10	267054-00000	Y	
		** Increase in SL Allocation **			78,512.00						
10	267057-00000	VP & COO'S:LEADERSHIP PROGRAM									
		PRES:LEADERSHIP TRAINING	10	026705	20,000.00	10	267050-00000	10	267057-00000	Y	
		** Increase in SL Allocation **			20,000.00						
10	267090-00000	HONORS PROGRAM									
		HONORS PROGRAM	10	026709	13,000.00	10	267050-00000	10	267090-00000	Y	
		** Increase in SL Allocation **			13,000.00						
10	267600-00000	MARKETING PLAN									
		MARKETING PLAN	10	026705	142,500.00	10	267050-00000	10	267600-00000	Y	
		** Increase in SL Allocation **			142,500.00						
10	267601-00000	EXTERNAL RELATIONS/CAMPUS OUTREA									
		EXTERNAL RELATIONS/CAMPUS OUT	10	026705	15,000.00	10	267050-00000	10	267601-00000	Y	
		** Increase in SL Allocation **			15,000.00						

Printed on a Xerox 9700 Laser Printing System at the Computing Services Center / Texas A&M University

Form: URGB01 (02/05/85)

CC	Account	Transaction Description	Offset CC	Offset Account	Amount	Actual Entry From CC	Actual Entry From Account	Actual Entry To CC	Actual Entry To Account	Feed	Mand
10	340060-00000	PARKING FEES									
		RFS BONDS,SERIES2017E MAY2019	10	034006	6,659.00-	10	340060-00000	10	034006	Y	
		PARKING FEES:MAINTENANCE	10	034006	271,577.00-	10	340060-00000	10	340062-00000	Y	
		RFS BONDS,SERIES2013AB MAY2019	10	034006	45,500.00-	10	340060-00000	10	034006	Y	
		RFS BONDS,SERIES2016B MAY2019	10	034006	17,279.00-	10	340060-00000	10	034006	Y	
		PARKING FEES:POLICE PARK OPS	10	034006	118,927.00-	10	340060-00000	10	340061-00000	Y	
		RFS BONDS,SERIES2017E NOV2018	10	034006	6,661.00-	10	340060-00000	10	034006	Y	
		RFS BONDS,SERIES2013AB NOV2018	10	034006	5,500.00-	10	340060-00000	10	034006	Y	
		RFS BONDS,SERIES2016B NOV2018	10	034006	2,279.00-	10	340060-00000	10	034006	Y	
		** Decrease in SL Allocation **			474,382.00-						
10	340061-00000	PARKING FEES:POLICE PARKING OPS									
		PARKING FEES:POLICE PARK OPS	10	034006	118,927.00	10	340060-00000	10	340061-00000	Y	
		** Increase in SL Allocation **			118,927.00						
10	340062-00000	PARKING FEES:MAINTENANCE									
		PARKING FEES:MAINTENANCE	10	034006	271,577.00	10	340060-00000	10	340062-00000	Y	
		** Increase in SL Allocation **			271,577.00						
10	340080-00000	RES HALLS:REVENUE									
		RFS BONDS,SERIES2013AB NOV2018	10	034008	209,500.00-	10	340080-00000	10	034008	Y	
		RES HALLS:FAMILY WEEKEND	10	034008	6,000.00-	10	340080-00000	10	340093-00000	Y	
		RES HALLS:OTHER	10	034008	28,234.00-	10	340080-00000	10	340094-00000	Y	
		RFS BONDS,SERIES2013AB MAY2019	10	034008	654,500.00-	10	340080-00000	10	034008	Y	
		RES HALLS:ADMIN:INSURANCE	10	034008	667,784.00-	10	340080-00000	10	340081-00000	Y	
		RES HALLS:SS:CONCESSIONS	10	034008	1,500.00-	10	340080-00000	10	340092-00000	Y	
		RES HALLS:SUMMER COORDINATION	10	034008	39,808.00-	10	340080-00000	10	340086-00000	Y	
		RES HALLS:RESIDENTIAL SERVICES	10	034008	291,342.00-	10	340080-00000	10	340087-00000	Y	
		RES HALLS:ADVISING	10	034008	152,841.00-	10	340080-00000	10	340082-00000	Y	
		RES HALLS:LAUNDRY CONTRACT	10	034008	39,582.00-	10	340080-00000	10	340091-00000	Y	
		RES HALLS:MAINTENANCE	10	034008	331,608.00-	10	340080-00000	10	340085-00000	Y	
		RES HALLS:UTILITIES	10	034008	231,654.00-	10	340080-00000	10	340088-00000	Y	
		RES HALLS REV FB TRANSFER	10	034008	881,413.00-	10	340080-00000	10	034008	Y	
		RES HALLS:COMMUNICATIONS	10	034008	270,000.00-	10	340080-00000	10	340083-00000	Y	
		RES HALLS:MAIL SERVICE	10	034008	32,064.00-	10	340080-00000	10	340090-00000	Y	
		RFS BONDS,SERIES2017E MAY2019	10	034008	264,367.00-	10	340080-00000	10	034008	Y	
		RFS BONDS,SERIES2017E NOV2018	10	034008	247,267.00-	10	340080-00000	10	034008	Y	
		RFS BONDS,SERIES2015C MAY2019	10	034008	132,768.00-	10	340080-00000	10	034008	Y	
		RFS BONDS,SERIES2015C NOV2018	10	034008	17,768.00-	10	340080-00000	10	034008	Y	
		** Decrease in SL Allocation **			4,500,000.00-						
10	340081-00000	RES HALLS:ADMIN:INSURANCE									
		RES HALLS:ADMIN:INSURANCE	10	034008	667,784.00	10	340080-00000	10	340081-00000	Y	
		** Increase in SL Allocation **			667,784.00						
10	340082-00000	RES HALLS:ADVISING									
		RES HALLS:ADVISING	10	034008	152,841.00	10	340080-00000	10	340082-00000	Y	
		** Increase in SL Allocation **			152,841.00						

Printed on a Xerox 9700 Laser Printing System at the Computing Services Center / Texas A&M University

Form: URGB01 (02/05/85)

CC	Account	Transaction Description	Offset CC	Offset Account	Amount	Actual Entry From CC	Actual Entry From Account	Actual Entry To CC	Actual Entry To Account	Feed	Mand
10	340083-00000	RES HALLS:COMMUNICATIONS									
		RES HALLS:COMMUNICATIONS	10	034008	270,000.00	10	340080-00000	10	340083-00000	Y	
		** Increase in SL Allocation **			270,000.00						
10	340085-00000	RES HALLS:MAINTENANCE									
		RES HALLS:MAINTENANCE	10	034008	331,608.00	10	340080-00000	10	340085-00000	Y	
		** Increase in SL Allocation **			331,608.00						
10	340086-00000	RES HALLS:SUMMER COORDINATION									
		RES HALLS:SUMMER COORDINATION	10	034008	39,808.00	10	340080-00000	10	340086-00000	Y	
		** Increase in SL Allocation **			39,808.00						
10	340087-00000	RES HALLS:RESIDENTIAL SERVICES									
		RES HALLS:RESIDENTIAL SERVICES	10	034008	291,342.00	10	340080-00000	10	340087-00000	Y	
		** Increase in SL Allocation **			291,342.00						
10	340088-00000	RES HALLS:UTILITIES									
		RES HALLS:UTILITIES	10	034008	231,654.00	10	340080-00000	10	340088-00000	Y	
		** Increase in SL Allocation **			231,654.00						
10	340090-00000	RES HALLS:MAIL SERVICE									
		RES HALLS:MAIL SERVICE	10	034008	32,064.00	10	340080-00000	10	340090-00000	Y	
		** Increase in SL Allocation **			32,064.00						
10	340091-00000	RES HALLS:LAUNDRY CONTRACT									
		RES HALLS:LAUNDRY CONTRACT	10	034008	39,582.00	10	340080-00000	10	340091-00000	Y	
		** Increase in SL Allocation **			39,582.00						
10	340092-00000	RES HALLS:SS:CONCESSIONS									
		RES HALLS:SS:CONCESSIONS	10	034008	1,500.00	10	340080-00000	10	340092-00000	Y	
		** Increase in SL Allocation **			1,500.00						
10	340093-00000	RES HALLS:FAMILY WEEKEND									
		RES HALLS:FAMILY WEEKEND	10	034008	6,000.00	10	340080-00000	10	340093-00000	Y	
		** Increase in SL Allocation **			6,000.00						
10	340094-00000	RES HALLS:OTHER									
		RES HALLS:OTHER	10	034008	28,234.00	10	340080-00000	10	340094-00000	Y	
		** Increase in SL Allocation **			28,234.00						
10	340130-00000	AFR YEAR END ENTRIES_(70)									
		DISCOUNTS-SALES	10	034013	924,912.00	10	529007-00000	10	340130-00000	N	
		** Increase in SL Allocation **			924,912.00						
10	424200-00000	MARAD-TMA SHIP OPERATIONS									
		MARAD-TMA SHIP OPERATIONS	10	042400	508,838.00	10	424204-00000	10	424200-00000	Y	
		** Increase in SL Allocation **			508,838.00						

Printed on a Xerox 9700 Laser Printing System at the Computing Services Center / Texas A&M University

Form: URGB01 (02/05/85)

CC	Account	Transaction Description	Offset CC	Offset Account	Amount	Actual Entry From CC	Actual Entry From Account	Actual Entry To CC	Actual Entry To Account	Feed	Mand
10	424204-00000	MARAD-UNALLOCATED FUNDS									
		MARAD-TMA SHIP OPERATIONS	10	042400	508,838.00-	10	424204-00000	10	424200-00000	Y	
		** Decrease in SL Allocation **			508,838.00-						
10	529007-00000	AFR YEAR END ENTRIES (60)									
		DISCOUNTS-SALES	10	052900	924,912.00-	10	529007-00000	10	340130-00000	N	
		** Decrease in SL Allocation **			924,912.00-						

Printed on a Xerox 9700 Laser Printing System at the Computing Services Center / Texas A&M University

CC	Account	Transaction Description	Offset CC	Offset Account	Amount	Actual Entry From CC	Actual Entry From Account	Actual Entry To CC	Actual Entry To Account	Feed	Mand

****
* *
* BLANK PAGE *
* *
****

Form: URGB01 (02/05/85)
Printed on a Xerox 9700 Laser Printing System at the Computing Services Center / Texas A&M University

Form: URGB01 (02/05/85)

Account	Name	Section	Page
100419-00000	COLLEGE WORK STUDY PROGRAM-STATE	2	1
100424-00000	STATE BASIC AID	2	1
100427-00000	ERS-GIP	2	1
100428-00000	OYSTER STUDY & ANALYSIS - HB 1903	2	1
100438-00000	STATE-PAID BENEFITS (REVENUE)	2	1
101800-00000	TUITION FEE FALL SEM-RESIDENT	2	1
101801-00000	TUITION FEE FALL SEM-NONRESIDENT	2	1
101802-00000	TUITION FEE FALL SEM-LICENSE OPTION	2	1
101803-00000	TUITION FEE SPRING SEM-RESIDENT	2	1
101804-00000	TUITION FEE SPRING SEM-NONRESIDENT	2	1
101805-00000	TUITION FEE SPRING SEM-LICENSE OPTN	2	2
101806-00000	TUITION FEE SUMMER-RESIDENT	2	2
101807-00000	TUITION FEE SUMMER-NONRESIDENT	2	2
101808-00000	TUITION FEE SUMMER-LICENSE OPTION	2	2
101812-00000	GRADUATE TUITION DIFFERENTIAL	2	2
101815-00000	WAIVERS:TUITION (REVENUE)	2	2
101816-00000	WAIVERS:LAB FEES (REVENUE)	2	2
101823-00000	LAB FEES:LIBERAL STUDIES	2	2
101833-00000	LAB FEES:FOUNDATIONAL SCIENCES	2	2
101843-00000	LAB FEES:MARINE BIOLOGY	2	2
101853-00000	LAB FEES:MARINE ENGINEERING	2	3
101863-00000	LAB FEES:MARINE SCIENCE	2	3
101893-00000	LAB FEES:NAVAL SCIENCE	2	3
102805-00000	INTEREST INCOME OF FUND 275	2	3
102806-00000	INTEREST INCOME	2	3
120904-00000	VICE PRES & CHIEF OPER'N OFFICER	2	3
120905-00000	EXEC AVP ACAD AFFAIRS/ASSOC PROVOST	2	3
120906-00000	PERS:HUMAN RESOURCES	2	3
120907-00000	ASSOC VICE PRES ADMINISTRATION	2	3
120911-00000	STUDENT AFFAIRS	2	4
120912-00000	ACADEMIC ENHANCEMENT	2	4
120914-00000	OFFICE OF BUDGETS & FINANCE	2	4
120915-00000	ENROLLMENT SERVICES	2	4
120920-00000	GRADUATE STUDIES OFFICE SALARIES	2	4
121103-00000	UCI- UNEMPLOYMENT COMPENSATION INS	2	4
121111-00000	GIP-INSTRUCTION	2	4
121112-00000	GIP-INSTITUTIONAL SUPPORT	2	4
121122-00000	FICA-INSTITUTIONAL SUPPORT	2	4
121142-00000	ORP-INSTITUTIONAL SUPPORT	2	5
121152-00000	LONGEVITY-INSTITUTIONAL SUPPORT	2	5
121162-00000	WCI:INSTITUTIONAL SUPPORT	2	5
121170-00000	STATE-PAID BENEFITS: AS	2	5
121171-00000	STATE-PAID BENEFITS: IN	2	5
121172-00000	STATE-PAID BENEFITS: IS	2	5
121173-00000	STATE-PAID BENEFITS: PL	2	5
121174-00000	STATE-PAID BENEFITS: RS	2	5
121175-00000	STATE-PAID BENEFITS: SS	2	5
121177-00000	STATE-PAID BENEFITS: SF	2	5
121191-00000	UNALLOCATED MERIT/PAY PLAN ADJ:IN	2	6
121192-00000	UNALLOCATED MERIT/PAY PLAN ADJ:IS	2	6
121196-00000	MARKET ADJUSTMENT: IN	2	6

Printed on a Xerox 9700 Laser Printing System at the Computing Services Center / Texas A&M University

Form: URGB01 (02/05/85)

Account	Name	Section	Page
121198-00000	MARKET ADJUSTMENT: IS	2	6
121200-00000	UNALLOCATED SALARIES	2	6
121805-00000	INFORMATION SERVICES	2	6
121808-00000	UNIVERSITY MAIL SERVICE	2	6
132801-00000	MARINE ENGINEERING	2	6
132806-00000	MART:MARITIME TRANSPORTATION	2	7
132811-00000	MARITIME ADMINISTRATION	2	7
132816-00000	FOUNDATIONAL SCIENCES	2	7
132826-00000	LIBERAL STUDIES	2	7
132831-00000	MARINE SCIENCE	2	7
132836-00000	MARINE BIOLOGY	2	7
132839-00000	CTBS:CENTER FOR BEACHES & SHORES	2	7
132855-00000	SUMMER SCHOOL SALARIES	2	8
132923-00000	LAB FEES:LIBERAL STUDIES	2	8
132933-00000	LAB FEES:FOUNDATIONAL SCIENCES	2	8
132943-00000	LAB FEES:MARINE BIOLOGY	2	8
132953-00000	LAB FEES:MARINE ENGINEERING	2	8
132963-00000	LAB FEES:MARINE SCIENCE	2	8
132993-00000	LAB FEES:NAVAL SCIENCE	2	8
149903-00000	LIBRARY-OTHER DEPT. OPERATING EXP	2	8
150552-00000	UNIVERSITY POLICE	2	8
151800-00000	MESSO SALARIES	2	9
151904-00000	TEXAS MARITIME ACADEMY	2	9
161150-00000	OYSTER STUDY & ANALYSIS FY18 HB1903	2	9
163885-00000	WAIVERS:TUITION (EXPENSE)	2	9
163886-00000	WAIVERS:LAB FEES (EXPENSE)	2	9
163991-00000	COLLEGE WORK STUDY-STATE	2	9
166302-00000	COASTAL ZONE LABORATORY	2	9
166501-00000	TIO:ADMINISTRATION ACCOUNT	2	9
166505-00000	TIO:UNDERGRAD RESEARCH	2	10
166525-00000	TIO:CTBS:CNTR TX BEACHES & SHORES	2	10
166588-00000	TIO:GRADUATE FELLOWSHIPS	2	10
166604-00000	TIO:MARICULTURE	2	10
166777-00000	TIO:MARS RESEARCH/LOER	2	10
169000-00000	TCRF:TX COMPREHENSIVE RESEARCH FUND	2	10
169025-00000	TCRF:CTBS:CNTR TX BEACHES & SHORES	2	10
169050-00000	TCRF:RESEARCH SALARIES	2	10
169100-00000	TCRF:MARS:RESEARCH AWARDS	2	11
169200-00000	TCRF:MARB:RESEARCH AWARDS	2	11
179901-00000	UNIVERSITY RESERVE	2	11
199999-00000	AFR YEAR END ENTRIES (60)	2	11
210000-00000	FLD TRP:MARB 300 SCIENTIFIC METH	3	1
210010-00000	FLD TRP:MARB 400 BIOL MARINE MAMMAL	3	1
210040-00000	FLD TRP:MARS 306 STRATIGRAPHY	3	1
210070-00000	FLD TRP:MARB 325 BIOSPECIEOLOGY	3	1
210080-00000	FLD TRP:MARB 312 ICHTHYOLOGY	3	1
210090-00000	FLD TRP:MARB 425 MARINE ECOLOGY	3	1
210100-00000	FLD TRP:MARB 350 SCIENTIFIC DIVING	3	1
210110-00000	FLD TRP:MARB 430 PLANT ECOLOGY	3	2
210140-00000	FLD TRP:MARB 345 INTRO SCIEN DIV'G	3	2
210200-00000	FLD TRP:MARB 112 BIOLOGY	3	2

Printed on a Xerox 9700 Laser Printing System at the Computing Services Center / Texas A&M University

Form: URGB01 (02/05/85)

Account	Name	Section	Page
210220-00000	FLD TRP:MARB 489 RSCH/CONS GREECE	3	2
210240-00000	FLD TRP:MARB XXX SEA WORLD	3	2
210270-00000	FLD TRP:MARB 408 MARINE BOTANY	3	2
210290-00000	FLD TRP:MARB 360 MARINE CONSERVA	3	2
210300-00000	FLD TRP:MARB 423 MARICULTURE	3	3
210390-00000	FLD TRP:MARB 489 TROPICAL MARINE	3	3
210410-00000	FLD TRP:MARB 123 BIOLOGY	3	3
210460-00000	FLD TRP:MARS 412 INVESTIGATIONS IN	3	3
210490-00000	FLD TRP:LIST:DIVE 250 SCUBA DIVE I	3	3
210510-00000	FLD TRP:MARB 311 ICHTHYOLOGY	3	3
210540-00000	FLD TRP:MARB 101 SUCCEEDING IN SCIE	3	3
210580-00000	FLD TRP:MARB 435 INVERT ZOOLOGY	3	4
210600-00000	FLD TRP:MARS 460 MODERN OCEAN OBSRV	3	4
210620-00000	FLD TRP:MARS 652 SUSTAINABLE MGMT	3	4
210630-00000	FLD TRP:MARS 655 WETLAND MGMT	3	4
210670-00000	FLD TRP:MARB 415/302 COASTAL ALASKA	3	4
210690-00000	FLD TRP:MARB 489/689 BIO SEA TURTLE	3	4
210770-00000	FLD TRP:MARS 426 COASTAL WETLANDS	3	4
210780-00000	FLD TRP:LIST:DIVE 251 SCUBA DIVING	3	5
210790-00000	FLD TRP:LIST:DIVE 330 RESCUE DIVING	3	5
210800-00000	FLD TRP:MAST 357 DIVEMASTER	3	5
210870-00000	FLD TRP:MAST489 UNDERWATER FORENSIC	3	5
210920-00000	FLD TRP:LIST:MAST331 ALT DIVING TEC	3	5
210930-00000	FLD TRP:LIST:POL 231-401 WRLD PLTC	3	5
210950-00000	FLD TRP:MAST 320-401 INTRO MUSEUMS	3	5
210960-00000	FLD TRP:LIST:POLS 366 POL CONFLICTS	3	6
210970-00000	FLD TRP:MARS:GEOL 106-401 HIST GEOL	3	6
217180-00000	AFR YEAR END ENTRIES (60)	3	6
230332-00000	IDC:RSCH MGMT FEES	3	6
230399-00000	IDC:RESERVE	3	6
230504-00000	IDC:RSCH MGMT SALARY	3	6
230801-00000	FEDERAL GRANTS - INDIRECT COST	3	6
230802-00000	STATE GRANTS - INDIRECT COST	3	6
230803-00000	PRIVATE GRANTS - INDIRECT COSTS	3	7
230899-00000	IDC RETAINAGE	3	7
237000-00000	UAF:IS:UNIV ADVANCEMNT FEE	3	7
237159-00000	UAF:RS:GRADUATE SALARY POOL	3	7
237200-00000	UAF:AS:INFORMATION SERVICES	3	7
237201-00000	UAF:AS:ADVISING:UNDERGRADUATE	3	7
237202-00000	UAF:AS:STUDENT LIBRARY USE	3	7
237203-00000	UAF:AS:VESSEL USE FEE	3	8
237204-00000	UAF:PURCHASED UTILITIES	3	8
237300-00000	UAF:AS:SOFTWARE LICENSING-STUDENT	3	8
237600-00000	UAF:SF:INTERNATIONAL EDUCATION-GV	3	8
237607-00000	UAF:SS:DIVERSITY & INCLUSION	3	8
237700-00000	UAF:SS:STUD ID CARDS	3	8
237701-00000	UAF:SS:STUD SERVS:GENERAL	3	8
237702-00000	UAF:SS:STUD SERVS:FIN'L AID	3	8
237703-00000	UAF:SS:STUD SERVS:CAREER PLAN/PLACE	3	9
237704-00000	UAF:SS:STUD SERVS:STUD ACTIVITY	3	9
237705-00000	UAF:SS:STUD SERVS:PUBLICATION	3	9

Printed on a Xerox 9700 Laser Printing System at the Computing Services Center / Texas A&M University

Form: URGB01 (02/05/85)

Account	Name	Section	Page
237706-00000	UAF:SS:STUD SERVS:SENATE	3	9
238000-00000	DF:IS:DIFF TUIT:RESIDENT:UG	3	9
238100-00000	DF:IS:DIFF TUIT NON-RES:UG	3	9
238110-00000	DF:IS:DIFF TUIT NON-RES:UG(LOCAL)	3	9
238120-00000	DF:IS:DIFF TUIT NON-RES:UG LIC OPT	3	9
238200-00000	DF:IS:DIFF TUIT LIC OPT:UG	3	10
239000-00000	DF:INSTRUCTION (ALLOC)	3	10
239101-00000	DF:IN:WAVE OPERATIONS	3	10
239103-00000	DF:IN:NAVAL SCIENCE	3	10
239106-00000	DF:IN:TAMU ENGR POST DOCS	3	10
239107-00000	DF:AS:EXEC AVPAA DISCRETIONARY	3	10
239108-00000	DF:SS:MAROON DELEGATE EVENTS	3	10
239109-00000	DF:RS:POST DOC SALARIES	3	10
239110-00000	DF:RS:GRADUATE STUDIES BOOST AWARD	3	10
239111-00000	DF:RS:UG:RESEARCH FELLOWSHIPS	3	11
239112-00000	DF:RS:UG:RESEARCH TRAVEL	3	11
239113-00000	DF:RS:GAR:GRAD 2 YR COMP AWARDS	3	11
239114-00000	DF:RS:GAR:MARB IDP AWARD	3	11
239115-00000	ADJUNCT FACULTY SALARY POOL	3	11
239251-00000	DF:AS:WRITING CENTER	3	11
239252-00000	DF:AS:MATH LAB	3	11
239300-00000	DF:SS:SPORTS REC OPERATIONS	3	11
239302-00000	DF:SS:SAILING	3	11
239350-00000	DF:IS:DEVELOPMENT OFFICE	3	12
240202-00000	DT:TAMUG-TAMU SOURCED SERVICES	3	12
250001-00000	TEXAS SCIENCE OLYMPIAD	3	12
260040-00000	FISCAL DEPARTMENT	3	12
260116-00000	OTHER PHYSICAL EDUCATION USAGE	3	12
260120-00000	ENROLLMENT MANAGMENT OFFICE	3	12
260180-00000	NEW STUDENT APPLICANT FEES	3	13
260500-00000	ALTERNATE SCHOOL TRAINING CRUISE	3	13
260600-00000	COMMERCIAL CRUISE FEE	3	13
261020-00000	NEED BASED SCHOLARSHIP FUNDS	3	13
261100-00000	DT:DESIGNATED TUITION REVENUE	3	13
261110-00000	NON FUNDED COURSE FEE REVENUE	3	13
261151-00000	TMA:CRUISE OPERATIONS_FEE	3	14
261160-00000	INTERNATIONAL STUDENT FEE	3	14
261200-00000	ADMINISTRATIVE OVERHEAD	3	14
261220-00000	GRAD:GRADUATE STUDENT ORIENTATION	3	14
261250-00000	TPEG: RESIDENT	3	14
261260-00000	TPEG: NONRESIDENT	3	14
261270-00000	CONCESSIONS:VP & COO	3	14
261275-00000	CONCESSIONS:INCOME ACCOUNT	3	15
261276-00000	CONCESSIONS:STUDENT EVENTS	3	15
261280-00000	CONCESSIONS:CAMPUS COACHING SUPPORT	3	15
261330-00000	DT:FIN'L AID:FLEX TUITION-RES UG	3	15
261331-00000	DT:FIN'L AID:FLEX TUIT-RES:GRAD	3	15
261370-00000	STAFF ADVISORY COUNCIL	3	15
261390-00000	GRAD:GRAD PROGRAM FEE:MMAL-RES	3	15
261400-00000	GRAD:GRADUATE PROGRAM FEE:MMAL-NR	3	15
261410-00000	OTHER DESIGNATED FOR BUDGET	3	16

Printed on a Xerox 9700 Laser Printing System at the Computing Services Center / Texas A&M University

Form: URGB01 (02/05/85)

Account	Name	Section	Page
261420-00000	GRAD:MASTER MARINE RESOURCE:MARM-RE	3	16
261430-00000	MMAL PROGRAM FEE	3	16
261440-00000	GRAD:MASTER MARINE RESOURCE:MARM-NR	3	16
261500-00000	SAGO ASSESSMENT	3	16
261540-00000	PROPERTY INSURANCE	3	16
261590-00000	RECYCLING SERVICES	3	16
261600-00000	GRADUATE PROGRAM FEE	3	17
261680-00000	MARITIME CONSORTIUM	3	17
261700-00000	TAMUG INSTITUTIONAL SUPPORT	3	17
261710-00000	VP & COO'S MERITORIOUS AWDS	3	17
261800-00000	INCOME EQUALIZATION	3	17
262030-00000	PARENT'S WEEKEND	3	17
263100-00000	OUTSOURCED DINING/CHARTWELLS/MEAL	3	17
263330-00000	DF:FIN'L AID:FLEX TUITION RES-UG	3	18
263400-00000	OUTSOURCED DINING:CHARTWELLS/COMM	3	18
264001-00000	DT:IN:ACADEMIC ENHANCEMENT OPS	3	18
264002-00000	DT:IN:FOUNDATIONAL SCIENCES	3	18
264003-00000	DT:IN:MARINE BIOLOGY	3	18
264004-00000	DT:IN:MARINE SCIENCE	3	18
264005-00000	DT:IN:MARINE ENGINEERING	3	19
264006-00000	DT:IN:MART:MARITIME TRANSPORTATION	3	19
264007-00000	DT:IN:MARITIME ADMINISTRATION	3	19
264009-00000	DT:IN:LIBERAL STUDIES	3	19
264012-00000	DT:IN:TMA-SUPERINTENDENT	3	19
264013-00000	DT:IN:QEP INITIATIVES	3	19
264015-00000	DT:AS:MESSO OPERATIONS	3	20
264016-00000	DT:IN:SIMULATOR OPERATIONS	3	20
264017-00000	DT:IN:TMA-OFC OF COMMANDANT	3	20
264018-00000	DT:IN:GRADUATE STUDENT SUPPORT	3	20
264025-00000	DT:AS:DISABILITY SERVICES/ACCOMMOD	3	20
264100-00000	DT:AS:ACADEMIC OPERATIONS	3	20
264101-00000	DT:AS:COMMENCEMENT	3	20
264103-00000	DT:AS:LIBRARY-DEPARTMENT OPERATING	3	20
264104-00000	DT:AS:RGS-OFFICE OF GRADUATE PROGS	3	21
264105-00000	DT:AS:ACADEMIC SUPPORT	3	21
264200-00000	DT:IS:AVP ADMIN DISCRETIONARY	3	21
264201-00000	DT:IS:COMMITTEE TRAVEL	3	21
264202-00000	DT:IS:HUMAN RESOURCES OPERATIONS	3	21
264203-00000	DT:IS:INSTITUTIONAL MEMBERSHIPS	3	21
264204-00000	DT:IS:BUDGETS & FINANCE	3	21
264205-00000	DT:IS:POLICE OPERATIONS	3	22
264206-00000	DT:IS:TTVN SERVICES CHARGE	3	22
264207-00000	DT:IS:VP & CHF OPER'N OFCR OPS ACCT	3	22
264208-00000	DT:IS:BANK SERVICE CHARGES	3	22
264217-00000	DT:IS:INSTIT'L STUDIES & PLANNING	3	22
264218-00000	DT:IS:ENVIRONMENTAL HEALTH & SAFETY	3	22
264221-00000	DT:IS:TAMU-CIS PRINTING ASSESSMENT	3	22
264222-00000	DT:IS:TELEPHONE OPERATIONS	3	22
264223-00000	DT:IS:VP & CHF OPER'N OFCR-HOUSING	3	23
264224-00000	DT:IS:SWIMMING POOL OPERATIONS	3	23
264225-00000	DT:IS:BACK GROUND SECURITY CHECK	3	23

Printed on a Xerox 9700 Laser Printing System at the Computing Services Center / Texas A&M University

Form: URGB01 (02/05/85)

Account	Name	Section	Page
264226-00000	DT:IS:EMERGENCY OPERATIONS	3	23
264227-00000	DT:IS:DIVERSITY	3	23
264228-00000	DT:IS:COMPLIANCE	3	23
264332-00000	DT:RES ENH-RSCH MGMT	3	23
264399-00000	DT:RES ENH:ACADEMIC RESCH ENHANCE	3	23
264400-00000	DT:PS:SCIENCE FAIR	3	23
264500-00000	DT:SF:SCHOLARSHIPS	3	24
264600-00000	DT:SS PUBLICATIONS	3	24
264601-00000	DT:SS:STUDENT AFFAIRS OPTS	3	24
264603-00000	DT:SS:ADMISSION/RECORDS OPTS	3	24
264605-00000	DT:SS:RECRUITING INITIATIVES	3	24
264705-00000	DT:PL:OUTSOURCING:SSC BASE FEE	3	24
264706-00000	DT:IS:MAIL SERVICE OPERATIONS	3	24
264710-00000	DT:PL:PURCHASED UTILITIES	3	24
264711-00000	DT:IN:TMA-SHIP OPERATIONS	3	25
264712-00000	DT:IN:STCW OPERATIONS	3	25
265020-00000	CONT ED:CONTINUING EDUCATION	3	25
265030-00000	CONT ED:EDU OUTREACH: SEA CAMP	3	25
265050-00000	CONT ED:EDU OUTREACH:SEA CMP KIDS	3	25
265080-00000	CONT EDU:OUTREACH:TALENTED/GIFTED	3	26
265100-00000	CONT ED:COURSES	3	26
265130-00000	SALT CAMP	3	26
265240-00000	SUBSTANCE ABUSE PREVENTION PROGRAM	3	26
265260-00000	CNED:CMTS:MARINER COURSES	3	26
265280-00000	CNED:CMTS:US POWERBOATING COURSES	3	26
266000-00000	PLACEMENT TESTING FEE	3	27
266100-00000	STUDENT CENTER COMPLEX FEE	3	27
266110-00000	STUDENT HEALTH FEE	3	27
266120-00000	STUDENT ORIENTATION CONFERENCE FEE	3	27
266150-00000	STUDENT SERVICE FEE DEBT SERVICE	3	27
266170-00000	RECREATIONAL SPORTS CENTER FEE	3	27
266300-00000	MESSO:UG:VESSEL USE FEE	3	28
267030-00000	FACILITIES BILLING-EXTERNAL GROUPS	3	28
267040-00000	CAMPUS PREVIEW	3	28
267050-00000	INVESTMENT EARNINGS	3	28
267051-00000	AVP FINANCE DISCRETIONARY	3	28
267054-00000	IKE DIKE PROJECT - SALARIES	3	28
267057-00000	VP & COO'S:LEADERSHIP PROGRAM	3	28
267090-00000	HONORS PROGRAM	3	28
267100-00000	CAREER FAIR	3	29
267600-00000	MARKETING PLAN	3	29
267601-00000	EXTERNAL RELATIONS/CAMPUS OUTREACH	3	29
269020-00000	WAIVERS:DESIGNATED: EXPENSE (SF)	3	29
269080-00000	E-PAY CONVENIENCE FEE-CREDIT CARDS	3	29
269901-00000	INCOME CONTINGENCY-DT: STUDENT FEES	3	29
290010-00000	UCI RESERVE	4	1
290020-00000	COPY CENTER REVOLVING FUND	4	1
290040-00000	TELEPHONE OPERATIONS	4	1
290050-00000	UNIVERSITY MAIL SERVICE	4	1
290060-00000	UNIVERSITY MAIL - POSTAGE	4	1
290070-00000	FACILITIES SERVICES REVOLVING	4	1

Printed on a Xerox 9700 Laser Printing System at the Computing Services Center / Texas A&M University

Form: URGB01 (02/05/85)

Account	Name	Section	Page
290200-00000	SWIMMING POOL-REVOLVING	4	2
290230-00000	RMO:POSTER PRINTING	4	2
290310-00000	LIST:AQUANAUTICS RECHARGE CNTR	4	2
290600-00000	MESSO OPERATIONS REVOLVING	4	2
340060-00000	PARKING FEES	5	1
340061-00000	PARKING FEES:POLICE PARKING OPS	5	1
340062-00000	PARKING FEES:MAINTENANCE	5	1
340070-00000	APPLICATION FEE(HOUSING)	5	1
340080-00000	RES HALLS:REVENUE	5	1
340081-00000	RES HALLS:ADMIN:INSURANCE	5	1
340082-00000	RES HALLS:ADVISING	5	1
340083-00000	RES HALLS:COMMUNICATIONS	5	2
340085-00000	RES HALLS:MAINTENANCE	5	2
340086-00000	RES HALLS:SUMMER COORDINATION	5	2
340087-00000	RES HALLS:RESIDENTIAL SERVICES	5	2
340088-00000	RES HALLS:UTILITIES	5	2
340090-00000	RES HALLS:MAIL SERVICE	5	2
340091-00000	RES HALLS:LAUNDRY CONTRACT	5	2
340092-00000	RES HALLS:SS:CONCESSIONS	5	2
340093-00000	RES HALLS:FAMILY WEEKEND	5	3
340094-00000	RES HALLS:OTHER	5	3
340130-00000	AFR YEAR END ENTRIES_(70)	5	3
340140-00000	RESIDENTIAL HOUSING:PRIVITIZED	5	3
340150-00000	BOOKSTORE	5	3
349902-00000	INCOME CONTINGENCY-AUX SERVICES	5	3
424200-00000	MARAD-TMA SHIP OPERATIONS	6	1
424204-00000	MARAD-UNALLOCATED FUNDS	6	1
424205-00000	MARAD-SHIP FUEL	6	1
424981-00000	ED-FEDERAL PELL GRANT 2017-2018	6	1
424982-00000	ED-FEDERAL WORK STUDY 2017-2018	6	1
424984-00000	ED-FEDERAL SUPP ED OPP PROG 17-18	6	1
480998-00000	AFR - OSRS ACCOUNTS	6	1
480999-00000	ESTIMATED CONTRACTS & GRANTS-BUDGET	6	2
529007-00000	AFR YEAR END ENTRIES (60)	6	2
529999-00000	ESTIMATED GIFTS-BUDGET ONLY	6	2
699999-00000	ESTIMATED SCHOLARSHIPS-BUDGET ONLY	6	2

Printed on a Xerox 9700 Laser Printing System at the Computing Services Center / Texas A&M University

Form: URGB01 (02/05/85)

Account	Name	Section	Page

****
* *
* BLANK PAGE *
* *
****

Printed on a Xerox 9700 Laser Printing System at the Computing Services Center / Texas A&M University

Form: URGB01 (02/05/85)

Name	Account	Section	Page
ACADEMIC ENHANCEMENT	120912-00000	2	4
ADJUNCT FACULTY SALARY POOL	239115-00000	3	11
ADMINISTRATIVE OVERHEAD	261200-00000	3	14
AFR - OSRS ACCOUNTS	480998-00000	6	1
AFR YEAR END ENTRIES (60)	529007-00000	6	2
AFR YEAR END ENTRIES (60)	217180-00000	3	6
AFR YEAR END ENTRIES (60)	199999-00000	2	11
AFR YEAR END ENTRIES_(70)	340130-00000	5	3
ALTERNATE SCHOOL TRAINING CRUISE	260500-00000	3	13
APPLICATION FEE(HOUSING)	340070-00000	5	1
ASSOC VICE PRES ADMINISTRATION	120907-00000	2	3
AVP FINANCE DISCRETIONARY	267051-00000	3	28
BOOKSTORE	340150-00000	5	3
CAMPUS PREVIEW	267040-00000	3	28
CAREER FAIR	267100-00000	3	29
CNED:CMTS:MARINER COURSES	265260-00000	3	26
CNED:CMTS:US POWERBOATING COURSES	265280-00000	3	26
COASTAL ZONE LABORATORY	166302-00000	2	9
COLLEGE WORK STUDY PROGRAM-STATE	100419-00000	2	1
COLLEGE WORK STUDY-STATE	163991-00000	2	9
COMMERCIAL CRUISE FEE	260600-00000	3	13
CONCESSIONS:CAMPUS COACHING SUPPORT	261280-00000	3	15
CONCESSIONS:INCOME ACCOUNT	261275-00000	3	15
CONCESSIONS:STUDENT EVENTS	261276-00000	3	15
CONCESSIONS:VP & COO	261270-00000	3	14
CONT ED:CONTINUING EDUCATION	265020-00000	3	25
CONT ED:COURSES	265100-00000	3	26
CONT ED:EDU OUTREACH: SEA CAMP	265030-00000	3	25
CONT ED:EDU OUTREACH:SEA CMP KIDS	265050-00000	3	25
CONT EDU:OUTREACH:TALENTED/GIFTED	265080-00000	3	26
COPY CENTER REVOLVING FUND	290020-00000	4	1
CTBS:CENTER FOR BEACHES & SHORES	132839-00000	2	7
DF:AS:EXEC AVPAA DISCRETIONARY	239107-00000	3	10
DF:AS:MATH LAB	239252-00000	3	11
DF:AS:WRITING CENTER	239251-00000	3	11
DF:FIN'L AID:FLEX TUITION RES-UG	263330-00000	3	18
DF:IN:NAVAL SCIENCE	239103-00000	3	10
DF:IN:TAMU ENGR POST DOCS	239106-00000	3	10
DF:IN:WAVE OPERATIONS	239101-00000	3	10
DF:INSTRUCTION (ALLOC)	239000-00000	3	10
DF:IS:DEVELOPMENT OFFICE	239350-00000	3	12
DF:IS:DIFF TUIT LIC OPT:UG	238200-00000	3	10
DF:IS:DIFF TUIT NON-RES:UG	238100-00000	3	9
DF:IS:DIFF TUIT NON-RES:UG LIC OPT	238120-00000	3	9
DF:IS:DIFF TUIT NON-RES:UG(LOCAL)	238110-00000	3	9
DF:IS:DIFF TUIT:RESIDENT:UG	238000-00000	3	9
DF:RS:GAR:GRAD 2 YR COMP AWARDS	239113-00000	3	11
DF:RS:GAR:MARB IDP AWARD	239114-00000	3	11
DF:RS:GRADUATE STUDIES BOOST AWARD	239110-00000	3	10
DF:RS:POST DOC SALARIES	239109-00000	3	10
DF:RS:UG:RESEARCH FELLOWSHIPS	239111-00000	3	11

Printed on a Xerox 9700 Laser Printing System at the Computing Services Center / Texas A&M University

Form: URGB01 (02/05/85)

Name	Account	Section	Page
DF:RS:UG:RESEARCH TRAVEL	239112-00000	3	11
DF:SS:MAROON DELEGATE EVENTS	239108-00000	3	10
DF:SS:SAILING	239302-00000	3	11
DF:SS:SPORTS REC OPERATIONS	239300-00000	3	11
DT:AS:ACADEMIC OPERATIONS	264100-00000	3	20
DT:AS:ACADEMIC SUPPORT	264105-00000	3	21
DT:AS:COMMENCEMENT	264101-00000	3	20
DT:AS:DISABILITY SERVICES/ACCOMMOD	264025-00000	3	20
DT:AS:LIBRARY-DEPARTMENT OPERATING	264103-00000	3	20
DT:AS:MESSO OPERATIONS	264015-00000	3	20
DT:AS:RGS-OFFICE OF GRADUATE PROGS	264104-00000	3	21
DT:DESIGNATED TUITION REVENUE	261100-00000	3	13
DT:FIN'L AID:FLEX TUIT-RES:GRAD	261331-00000	3	15
DT:FIN'L AID:FLEX TUITION-RES UG	261330-00000	3	15
DT:IN:ACADEMIC ENHANCEMENT OPS	264001-00000	3	18
DT:IN:FOUNDATIONAL SCIENCES	264002-00000	3	18
DT:IN:GRADUATE STUDENT SUPPORT	264018-00000	3	20
DT:IN:LIBERAL STUDIES	264009-00000	3	19
DT:IN:MARINE BIOLOGY	264003-00000	3	18
DT:IN:MARINE ENGINEERING	264005-00000	3	19
DT:IN:MARINE SCIENCE	264004-00000	3	18
DT:IN:MARITIME ADMINISTRATION	264007-00000	3	19
DT:IN:MART:MARITIME TRANSPORTATION	264006-00000	3	19
DT:IN:QEP INITIATIVES	264013-00000	3	19
DT:IN:SIMULATOR OPERATIONS	264016-00000	3	20
DT:IN:STCW OPERATIONS	264712-00000	3	25
DT:IN:TMA-OFC OF COMMANDANT	264017-00000	3	20
DT:IN:TMA-SHIP OPERATIONS	264711-00000	3	25
DT:IN:TMA-SUPERINTENDENT	264012-00000	3	19
DT:IS:AVP ADMIN DISCRETIONARY	264200-00000	3	21
DT:IS:BACK GROUND SECURITY CHECK	264225-00000	3	23
DT:IS:BANK SERVICE CHARGES	264208-00000	3	22
DT:IS:BUDGETS & FINANCE	264204-00000	3	21
DT:IS:COMMITTEE TRAVEL	264201-00000	3	21
DT:IS:COMPLIANCE	264228-00000	3	23
DT:IS:DIVERSITY	264227-00000	3	23
DT:IS:EMERGENCY OPERATIONS	264226-00000	3	23
DT:IS:ENVIRONMENTAL HEALTH & SAFETY	264218-00000	3	22
DT:IS:HUMAN RESOURCES OPERATIONS	264202-00000	3	21
DT:IS:INSTIT'L STUDIES & PLANNING	264217-00000	3	22
DT:IS:INSTITUTIONAL MEMBERSHIPS	264203-00000	3	21
DT:IS:MAIL SERVICE OPERATIONS	264706-00000	3	24
DT:IS:POLICE OPERATIONS	264205-00000	3	22
DT:IS:SWIMMING POOL OPERATIONS	264224-00000	3	23
DT:IS:TAMU-CIS PRINTING ASSESSMENT	264221-00000	3	22
DT:IS:TELEPHONE OPERATIONS	264222-00000	3	22
DT:IS:TTVN SERVICES CHARGE	264206-00000	3	22
DT:IS:VP & CHF OPER'N OFCR OPS ACCT	264207-00000	3	22
DT:IS:VP & CHF OPER'N OFCR-HOUSING	264223-00000	3	23
DT:PL:OUTSOURCING:SSC BASE FEE	264705-00000	3	24
DT:PL:PURCHASED UTILITIES	264710-00000	3	24

Printed on a Xerox 9700 Laser Printing System at the Computing Services Center / Texas A&M University

Form: URGB01 (02/05/85)

Name	Account	Section	Page
DT:PS:SCIENCE FAIR	264400-00000	3	23
DT:RES ENH-RSCH MGMT	264332-00000	3	23
DT:RES ENH:ACADEMIC RESCH ENHANCE	264399-00000	3	23
DT:SF:SCHOLARSHIPS	264500-00000	3	24
DT:SS PUBLICATIONS	264600-00000	3	24
DT:SS:ADMISSION/RECORDS OPTS	264603-00000	3	24
DT:SS:RECRUITING INITIATIVES	264605-00000	3	24
DT:SS:STUDENT AFFAIRS OPTS	264601-00000	3	24
DT:TAMUG-TAMU SOURCED SERVICES	240202-00000	3	12
E-PAY CONVENIENCE FEE-CREDIT CARDS	269080-00000	3	29
ED-FEDERAL PELL GRANT 2017-2018	424981-00000	6	1
ED-FEDERAL SUPP ED OPP PROG 17-18	424984-00000	6	1
ED-FEDERAL WORK STUDY 2017-2018	424982-00000	6	1
ENROLLMENT MANAGMENT OFFICE	260120-00000	3	12
ENROLLMENT SERVICES	120915-00000	2	4
ERS-GIP	100427-00000	2	1
ESTIMATED CONTRACTS & GRANTS-BUDGET	480999-00000	6	2
ESTIMATED GIFTS-BUDGET ONLY	529999-00000	6	2
ESTIMATED SCHOLARSHIPS-BUDGET ONLY	699999-00000	6	2
EXEC AVP ACAD AFFAIRS/ASSOC PROVOST	120905-00000	2	3
EXTERNAL RELATIONS/CAMPUS OUTREACH	267601-00000	3	29
FACILITIES BILLING-EXTERNAL GROUPS	267030-00000	3	28
FACILITIES SERVICES REVOLVING	290070-00000	4	1
FEDERAL GRANTS - INDIRECT COST	230801-00000	3	6
FICA-INSTITUTIONAL SUPPORT	121122-00000	2	4
FISCAL DEPARTMENT	260040-00000	3	12
FLD TRP:LIST:DIVE 250 SCUBA DIVE I	210490-00000	3	3
FLD TRP:LIST:DIVE 251 SCUBA DIVING	210780-00000	3	5
FLD TRP:LIST:DIVE 330 RESCUE DIVING	210790-00000	3	5
FLD TRP:LIST:MAST331 ALT DIVING TEC	210920-00000	3	5
FLD TRP:LIST:POL 231-401 WRLD PLTC	210930-00000	3	5
FLD TRP:LIST:POLS 366 POL CONFLICTS	210960-00000	3	6
FLD TRP:MARB XXX SEA WORLD	210240-00000	3	2
FLD TRP:MARB 101 SUCCEEDING IN SCIE	210540-00000	3	3
FLD TRP:MARB 112 BIOLOGY	210200-00000	3	2
FLD TRP:MARB 123 BIOLOGY	210410-00000	3	3
FLD TRP:MARB 300 SCIENTIFIC METH	210000-00000	3	1
FLD TRP:MARB 311 ICHTHYOLOGY	210510-00000	3	3
FLD TRP:MARB 312 ICHTHYOLOGY	210080-00000	3	1
FLD TRP:MARB 325 BIOSPECIEOLOGY	210070-00000	3	1
FLD TRP:MARB 345 INTRO SCIEN DIV'G	210140-00000	3	2
FLD TRP:MARB 350 SCIENTIFIC DIVING	210100-00000	3	1
FLD TRP:MARB 360 MARINE CONSERVA	210290-00000	3	2
FLD TRP:MARB 400 BIOL MARINE MAMMAL	210010-00000	3	1
FLD TRP:MARB 408 MARINE BOTANY	210270-00000	3	2
FLD TRP:MARB 415/302 COASTAL ALASKA	210670-00000	3	4
FLD TRP:MARB 423 MARICULTURE	210300-00000	3	3
FLD TRP:MARB 425 MARINE ECOLOGY	210090-00000	3	1
FLD TRP:MARB 430 PLANT ECOLOGY	210110-00000	3	2
FLD TRP:MARB 435 INVERT ZOOLOGY	210580-00000	3	4
FLD TRP:MARB 489 RSCH/CONS GREECE	210220-00000	3	2

Printed on a Xerox 9700 Laser Printing System at the Computing Services Center / Texas A&M University

Form: URGB01 (02/05/85)

Name	Account	Section	Page
FLD TRP:MARB 489 TROPICAL MARINE	210390-00000	3	3
FLD TRP:MARB 489/689 BIO SEA TURTLE	210690-00000	3	4
FLD TRP:MARS 306 STRATIGRAPHY	210040-00000	3	1
FLD TRP:MARS 412 INVESTIGATIONS IN	210460-00000	3	3
FLD TRP:MARS 426 COASTAL WETLANDS	210770-00000	3	4
FLD TRP:MARS 460 MODERN OCEAN OBSRV	210600-00000	3	4
FLD TRP:MARS 652 SUSTAINABLE MGMT	210620-00000	3	4
FLD TRP:MARS 655 WETLAND MGMT	210630-00000	3	4
FLD TRP:MARS:GEOL 106-401 HIST GEOL	210970-00000	3	6
FLD TRP:MAST 320-401 INTRO MUSEUMS	210950-00000	3	5
FLD TRP:MAST 357 DIVEMASTER	210800-00000	3	5
FLD TRP:MAST489 UNDERWATER FORENSIC	210870-00000	3	5
FOUNDATIONAL SCIENCES	132816-00000	2	7
GIP-INSTITUTIONAL SUPPORT	121112-00000	2	4
GIP-INSTRUCTION	121111-00000	2	4
GRAD:GRAD PROGRAM FEE:MMAL-RES	261390-00000	3	15
GRAD:GRADUATE PROGRAM FEE:MMAL-NR	261400-00000	3	15
GRAD:GRADUATE STUDENT ORIENTATION	261220-00000	3	14
GRAD:MASTER MARINE RESOURCE:MARM-NR	261440-00000	3	16
GRAD:MASTER MARINE RESOURCE:MARM-RE	261420-00000	3	16
GRADUATE PROGRAM FEE	261600-00000	3	17
GRADUATE STUDIES OFFICE SALARIES	120920-00000	2	4
GRADUATE TUITION DIFFERENTIAL	101812-00000	2	2
HONORS PROGRAM	267090-00000	3	28
IDC RETAINAGE	230899-00000	3	7
IDC:RESERVE	230399-00000	3	6
IDC:RSCH MGMT FEES	230332-00000	3	6
IDC:RSCH MGMT SALARY	230504-00000	3	6
IKE DIKE PROJECT - SALARIES	267054-00000	3	28
INCOME CONTINGENCY-AUX SERVICES	349902-00000	5	3
INCOME CONTINGENCY-DT: STUDENT FEES	269901-00000	3	29
INCOME EQUALIZATION	261800-00000	3	17
INFORMATION SERVICES	121805-00000	2	6
INTEREST INCOME	102806-00000	2	3
INTEREST INCOME OF FUND 275	102805-00000	2	3
INTERNATIONAL STUDENT FEE	261160-00000	3	14
INVESTMENT EARNINGS	267050-00000	3	28
LAB FEES:FOUNDATIONAL SCIENCES	101833-00000	2	2
LAB FEES:FOUNDATIONAL SCIENCES	132933-00000	2	8
LAB FEES:LIBERAL STUDIES	132923-00000	2	8
LAB FEES:LIBERAL STUDIES	101823-00000	2	2
LAB FEES:MARINE BIOLOGY	101843-00000	2	2
LAB FEES:MARINE BIOLOGY	132943-00000	2	8
LAB FEES:MARINE ENGINEERING	132953-00000	2	8
LAB FEES:MARINE ENGINEERING	101853-00000	2	3
LAB FEES:MARINE SCIENCE	101863-00000	2	3
LAB FEES:MARINE SCIENCE	132963-00000	2	8
LAB FEES:NAVAL SCIENCE	132993-00000	2	8
LAB FEES:NAVAL SCIENCE	101893-00000	2	3
LIBERAL STUDIES	132826-00000	2	7
LIBRARY-OTHER DEPT. OPERATING EXP	149903-00000	2	8

Printed on a Xerox 9700 Laser Printing System at the Computing Services Center / Texas A&M University

Form: URGB01 (02/05/85)

Name	Account	Section	Page
LIST:AQUANAUTICS RECHARGE CNTR	290310-00000	4	2
LONGEVITY-INSTITUTIONAL SUPPORT	121152-00000	2	5
MARAD-SHIP FUEL	424205-00000	6	1
MARAD-TMA SHIP OPERATIONS	424200-00000	6	1
MARAD-UNALLOCATED FUNDS	424204-00000	6	1
MARINE BIOLOGY	132836-00000	2	7
MARINE ENGINEERING	132801-00000	2	6
MARINE SCIENCE	132831-00000	2	7
MARITIME ADMINISTRATION	132811-00000	2	7
MARITIME CONSORTIUM	261680-00000	3	17
MARKET ADJUSTMENT: IN	121196-00000	2	6
MARKET ADJUSTMENT: IS	121198-00000	2	6
MARKETING PLAN	267600-00000	3	29
MART:MARITIME TRANSPORTATION	132806-00000	2	7
MESSO OPERATIONS REVOLVING	290600-00000	4	2
MESSO SALARIES	151800-00000	2	9
MESSO:UG:VESSEL USE FEE	266300-00000	3	28
MMAL PROGRAM FEE	261430-00000	3	16
NEED BASED SCHOLARSHIP FUNDS	261020-00000	3	13
NEW STUDENT APPLICANT FEES	260180-00000	3	13
NON FUNDED COURSE FEE REVENUE	261110-00000	3	13
OFFICE OF BUDGETS & FINANCE	120914-00000	2	4
ORP-INSTITUTIONAL SUPPORT	121142-00000	2	5
OTHER DESIGNATED FOR BUDGET	261410-00000	3	16
OTHER PHYSICAL EDUCATION USAGE	260116-00000	3	12
OUTSOURCED DINING/CHARTWELLS/MEAL	263100-00000	3	17
OUTSOURCED DINING:CHARTWELLS/COMM	263400-00000	3	18
OYSTER STUDY & ANALYSIS - HB 1903	100428-00000	2	1
OYSTER STUDY & ANALYSIS FY18 HB1903	161150-00000	2	9
PARENT'S WEEKEND	262030-00000	3	17
PARKING FEES	340060-00000	5	1
PARKING FEES:MAINTENANCE	340062-00000	5	1
PARKING FEES:POLICE PARKING OPS	340061-00000	5	1
PERS:HUMAN RESOURCES	120906-00000	2	3
PLACEMENT TESTING FEE	266000-00000	3	27
PRIVATE GRANTS - INDIRECT COSTS	230803-00000	3	7
PROPERTY INSURANCE	261540-00000	3	16
RECREATIONAL SPORTS CENTER FEE	266170-00000	3	27
RECYCLING SERVICES	261590-00000	3	16
RES HALLS:ADMIN:INSURANCE	340081-00000	5	1
RES HALLS:ADVISING	340082-00000	5	1
RES HALLS:COMMUNICATIONS	340083-00000	5	2
RES HALLS:FAMILY WEEKEND	340093-00000	5	3
RES HALLS:LAUNDRY CONTRACT	340091-00000	5	2
RES HALLS:MAIL SERVICE	340090-00000	5	2
RES HALLS:MAINTENANCE	340085-00000	5	2
RES HALLS:OTHER	340094-00000	5	3
RES HALLS:RESIDENTIAL SERVICES	340087-00000	5	2
RES HALLS:REVENUE	340080-00000	5	1
RES HALLS:SS:CONCESSIONS	340092-00000	5	2
RES HALLS:SUMMER COORDINATION	340086-00000	5	2

Printed on a Xerox 9700 Laser Printing System at the Computing Services Center / Texas A&M University

Form: URGB01 (02/05/85)

Name	Account	Section	Page
RES HALLS:UTILITIES	340088-00000	5	2
RESIDENTIAL HOUSING:PRIVITIZED	340140-00000	5	3
RMO:POSTER PRINTING	290230-00000	4	2
SAGO ASSESSMENT	261500-00000	3	16
SALT CAMP	265130-00000	3	26
STAFF ADVISORY COUNCIL	261370-00000	3	15
STATE BASIC AID	100424-00000	2	1
STATE GRANTS - INDIRECT COST	230802-00000	3	6
STATE-PAID BENEFITS (REVENUE)	100438-00000	2	1
STATE-PAID BENEFITS: AS	121170-00000	2	5
STATE-PAID BENEFITS: IN	121171-00000	2	5
STATE-PAID BENEFITS: IS	121172-00000	2	5
STATE-PAID BENEFITS: PL	121173-00000	2	5
STATE-PAID BENEFITS: RS	121174-00000	2	5
STATE-PAID BENEFITS: SF	121177-00000	2	5
STATE-PAID BENEFITS: SS	121175-00000	2	5
STUDENT AFFAIRS	120911-00000	2	4
STUDENT CENTER COMPLEX FEE	266100-00000	3	27
STUDENT HEALTH FEE	266110-00000	3	27
STUDENT ORIENTATION CONFERENCE FEE	266120-00000	3	27
STUDENT SERVICE FEE DEBT SERVICE	266150-00000	3	27
SUBSTANCE ABUSE PREVENTION PROGRAM	265240-00000	3	26
SUMMER SCHOOL SALARIES	132855-00000	2	8
SWIMMING POOL-REVOLVING	290200-00000	4	2
TAMUG INSTITUTIONAL SUPPORT	261700-00000	3	17
TCRF:CTBS:CNTR TX BEACHES & SHORES	169025-00000	2	10
TCRF:MARB:RESEARCH AWARDS	169200-00000	2	11
TCRF:MARS:RESEARCH AWARDS	169100-00000	2	11
TCRF:RESEARCH SALARIES	169050-00000	2	10
TCRF:TX COMPREHENSIVE RESEARCH FUND	169000-00000	2	10
TELEPHONE OPERATIONS	290040-00000	4	1
TEXAS MARITIME ACADEMY	151904-00000	2	9
TEXAS SCIENCE OLYMPIAD	250001-00000	3	12
TIO:ADMINISTRATION ACCOUNT	166501-00000	2	9
TIO:CTBS:CNTR TX BEACHES & SHORES	166525-00000	2	10
TIO:GRADUATE FELLOWSHIPS	166588-00000	2	10
TIO:MARICULTURE	166604-00000	2	10
TIO:MARS RESEARCH/LOER	166777-00000	2	10
TIO:UNDERGRAD RESEARCH	166505-00000	2	10
TMA:CRUISE OPERATIONS_FEE	261151-00000	3	14
TPEG: NONRESIDENT	261260-00000	3	14
TPEG: RESIDENT	261250-00000	3	14
TUITION FEE FALL SEM-LICENSE OPTION	101802-00000	2	1
TUITION FEE FALL SEM-NONRESIDENT	101801-00000	2	1
TUITION FEE FALL SEM-RESIDENT	101800-00000	2	1
TUITION FEE SPRING SEM-LICENSE OPTN	101805-00000	2	2
TUITION FEE SPRING SEM-NONRESIDENT	101804-00000	2	1
TUITION FEE SPRING SEM-RESIDENT	101803-00000	2	1
TUITION FEE SUMMER-LICENSE OPTION	101808-00000	2	2
TUITION FEE SUMMER-NONRESIDENT	101807-00000	2	2
TUITION FEE SUMMER-RESIDENT	101806-00000	2	2

Printed on a Xerox 9700 Laser Printing System at the Computing Services Center / Texas A&M University

Form: URGB01 (02/05/85)

Name	Account	Section	Page
UAF:AS:ADVISING:UNDERGRADUATE	237201-00000	3	7
UAF:AS:INFORMATION SERVICES	237200-00000	3	7
UAF:AS:SOFTWARE LICENSING-STUDENT	237300-00000	3	8
UAF:AS:STUDENT LIBRARY USE	237202-00000	3	7
UAF:AS:VESSEL USE FEE	237203-00000	3	8
UAF:IS:UNIV ADVANCEMNT FEE	237000-00000	3	7
UAF:PURCHASED UTILITIES	237204-00000	3	8
UAF:RS:GRADUATE SALARY POOL	237159-00000	3	7
UAF:SF:INTERNATIONAL EDUCATION-GV	237600-00000	3	8
UAF:SS:DIVERSITY & INCLUSION	237607-00000	3	8
UAF:SS:STUD ID CARDS	237700-00000	3	8
UAF:SS:STUD SERVS:CAREER PLAN/PLACE	237703-00000	3	9
UAF:SS:STUD SERVS:FIN'L AID	237702-00000	3	8
UAF:SS:STUD SERVS:GENERAL	237701-00000	3	8
UAF:SS:STUD SERVS:PUBLICATION	237705-00000	3	9
UAF:SS:STUD SERVS:SENATE	237706-00000	3	9
UAF:SS:STUD SERVS:STUD ACTIVITY	237704-00000	3	9
UCI RESERVE	290010-00000	4	1
UCI- UNEMPLOYMENT COMPENSATION INS	121103-00000	2	4
UNALLOCATED MERIT/PAY PLAN ADJ:IN	121191-00000	2	6
UNALLOCATED MERIT/PAY PLAN ADJ:IS	121192-00000	2	6
UNALLOCATED SALARIES	121200-00000	2	6
UNIVERSITY MAIL - POSTAGE	290060-00000	4	1
UNIVERSITY MAIL SERVICE	290050-00000	4	1
UNIVERSITY MAIL SERVICE	121808-00000	2	6
UNIVERSITY POLICE	150552-00000	2	8
UNIVERSITY RESERVE	179901-00000	2	11
VICE PRES & CHIEF OPER'N OFFICER	120904-00000	2	3
VP & COO'S MERITORIOUS AWDS	261710-00000	3	17
VP & COO'S:LEADERSHIP PROGRAM	267057-00000	3	28
WAIVERS:DESIGNATED: EXPENSE (SF)	269020-00000	3	29
WAIVERS:LAB FEES (EXPENSE)	163886-00000	2	9
WAIVERS:LAB FEES (REVENUE)	101816-00000	2	2
WAIVERS:TUITION (EXPENSE)	163885-00000	2	9
WAIVERS:TUITION (REVENUE)	101815-00000	2	2
WCI:INSTITUTIONAL SUPPORT	121162-00000	2	5

Printed on a Xerox 9700 Laser Printing System at the Computing Services Center / Texas A&M University

Form: URGB01 (02/05/85)

Name	Account	Section	Page

****
*   *
* BLANK PAGE *
*   *
****

Printed on a Xerox 9700 Laser Printing System at the Computing Services Center / Texas A&M University

UNIVERSITY RULE

12.03.99.M1 Faculty Teaching Workload Reporting

Approved July 31, 2006
Supplements System Policy 12.03

1. GENERAL

Faculty workload reporting is required for any individual assigned to teach a course for resident credit, or any individual whose salary is paid in full or part from Faculty Salaries.

2. DEFINITION OF TERMS

2.1 FACULTY SALARIES

Faculty Salaries are defined as salaries or wages of those engaged in the teaching function. Those paid from faculty salaries include heads of teaching departments and faculty.

2.2 WORKLOAD DEFINITION

Individuals paid from faculty salaries receive faculty workload credit from two areas: Classroom Teaching Credit and Equivalent Teaching Credits.

2.2.1 Classroom Teaching Credit: Classroom Teaching Credits are generally assigned to resident-credit courses. To ensure accuracy in workload reporting, each course should be assigned to the person primarily responsible for course instruction. For team taught courses, the teaching credit may be proportioned to the faculty members teaching the course.

2.2.2 Equivalent Teaching Credits: Certain non-classroom academic duties performed by faculty that enhance the teaching/learning process may be funded from Faculty Salaries. Equivalent teaching credits may be assigned for these duties. Once the faculty member is in compliance, no further assignment or equivalent credits is required. The listing of allowable equivalent teaching credits for direct instructional or administrative activities is included in the "Faculty Workload Policy Statement – Texas A&M University" which is available at:
http://www.tamu.edu/opir/workload_policy.pdf.

3. MINIMUM WORKLOAD REQUIREMENT

3.1 The minimum workload requirement for faculty members paid 100% from Faculty Salaries is nine (9) teaching credits, counting classroom and equivalent teaching credits.

3.2 For Graduate Assistant appointments that are reported in the faculty workload report the minimum workload standard is set by the academic unit reporting the workload.

3.3 For faculty members with less than full-time appointments, the minimum workload standard is proportionately less.

4. REPORTING

Every semester each academic department must prepare a Faculty Workload Compliance Report. The report must include each individual who:

4.1 is primarily responsible for course instruction for resident credit; or

4.2 is paid any part of his or her salary from FACULTY SALARIES (see definition above).

5. SPECIAL CONDITIONS REGARDING COMPLIANCE

5.1 **Payment of FACULTY SALARIES to exhaust accumulated leave time:** Faculty members fall into this category if they terminate employment, become ill, or die during any part of the year and the payment of salary to exhaust accumulated leave carries them into a fall or spring semester. These faculty members cannot be assigned teaching responsibilities and therefore cannot be in compliance with the minimum workload requirement. The department head must provide a written explanation to the dean of the college for each faculty member not in compliance.

5.2 **Faculty who are unable to complete teaching assignment during a long semester:** Faculty members fall into this category if they terminate employment, become ill, or die during a long semester and their courses are reassigned to other faculty members in the department. The compliance status of the faculty member will be the same as their compliance status before the disabling condition or termination took place.

5.3 **Other reason for non-compliance:** Occasionally faculty members may be non-compliant for reasons not covered in 5.1 or 5.2 above. For example, a faculty member may have been placed on administrative leave

or there may have been another circumstance that prevents a faculty member from teaching courses in a given semester.

5.4 **Faculty members not in compliance:** The reason for any faculty member not being in compliance with the minimum teaching requirement must be explained. For regular faculty (those not covered by 5.1 or 5.2 above) who are not in compliance, the department head must initiate an appropriate Employee Payroll Action Form to adjust the individual's teaching salary percentage.

6. RESPONSIBILITY FOR MONITORING WORKLOAD

6.1 Department Head

6.1.1 Assigns and monitors the workloads of individuals within his or her department to ensure compliance with the workload requirement

6.1.2 Approves equivalent teaching credits based on direct instruction or administrative activities as listed in the "Faculty Workload Policy Statement – Texas A&M University" (http://www.tamu.edu/opir/workload_policy.pdf.)

6.1.3 Ensures that other academic duties are assigned equitably within the department.

6.1.4 Provides notice to the college dean of all faculty members not in compliance.

6.2 College Dean

The college dean is responsible for monitoring the workload of individual faculty in his or her college as reported by the department head.

6.3 University Administration

The Office of Institutional Studies and Planning (OISP) will consolidate the reports from the colleges to generate the final Faculty Workload Compliance Report and shall prepare a list of faculty not in compliance with the minimum workload requirement. This report shall be sent to the Executive Vice President and Provost for review and approval prior to submission to the President.

The President is responsible for verifying institutional compliance with the minimum workload requirement and for reporting this information through the Chancellor, to the Board of Regents.

7. INSTRUCTIONS FOR COMPLETING FACULTY WORKLOAD COMPLIANCE REPORT

Each department head and dean will be notified by the OISP when the Faculty Workload Report has been placed on the web for updating and correcting.

OFFICE OF RESPONSIBILITY: Dean of Faculties



TEXAS A&M
UNIVERSITY
CENTRAL TEXAS

Board Approved Operating Budgets

Fiscal Year Ending August 31, 2019

Table of Contents

Section	Title
1	Statement of Changes in Fund Balance
2	Functional and General Funds
3	Designated Funds
4	Designated Service Departments
5	Auxiliary Enterprises
6	Restricted Funds
7	Plant Funds
8	Transfers by Account
9	Allocations by Account
10	Index by Account Number
11	Index by Account Name
Appendix	Faculty Academic Workload Policy

Form: URGB01 (02/05/85)
Printed on a Xerox 9700 Laser Printing System at the Computing Services Center / Texas A&M University

Table of Contents

Section	Title

BLANK PAGE

Form: URGB01 (02/05/85)
Printed on a Xerox 9700 Laser Printing System at the Computing Services Center / Texas A&M University

Form: URGB01 (02/05/85)

Description	Current Funds: Functional and General	Current Funds: Designated	Current Funds: Auxiliary Enterprises	Current Funds: Restricted	Plant Funds	Total
Revenues						
State Approp - General Revenue	11,905,462					11,905,462
State Approp - Benefits Pd by St	2,601,779					2,601,779
State Approp - Other	4,536,134					4,536,134
Tuition - State	3,053,799					3,053,799
Tuition - Designated		6,115,079				6,115,079
Discounts and Allowances-Tuition	563,219-	917,262-				1,480,481-
Fees	800	6,280,095				6,280,895
Discounts and Allowances-Fees	120-	817,840-				817,960-
Exemptions	214,656	996,983	8,276			1,219,915
Contracts and Grants	302,632	57,464		335,871		695,967
Student Financial Assistance				4,108,965		4,108,965
Gifts		402,000		27,200		429,200
Sales and Services		169,906	126,480			296,386
Investment Income	23,566	275,836		43,273		342,675
Other Operating Income		26,800		16,850		43,650
Total Revenue	22,075,489	12,589,061	134,756	4,532,159		39,331,465
Expenses						
Salaries - Faculty	6,415,579	2,318,709		70,547		8,804,835
Salaries - Non-Faculty	3,756,276	4,338,361	156,926	78,404		8,329,967
Wages		363,557		117,886		481,443
Benefits	2,861,955	1,717,193	31,002	30,297		4,640,447
Utilities	547,652					547,652
Scholarships	528,343	2,365,472	8,276	4,279,015		7,181,106
Scholarship Discounts	356,951-	1,034,011-		907,479-		2,298,441-
Operations and Maintenance	3,607,082	3,562,282	8,000	139,790		7,317,154
Equipment (Capitalized)	183,228	99,686				282,914
Total Expense(Less Service Depts)	17,543,164	13,731,249	204,204	3,808,460		35,287,077
Net Service Departments		29,694				29,694
Total Expense	17,543,164	13,760,943	204,204	3,808,460		35,316,771
Transfers						
Retirement of Indebtedness	4,536,134-	45,000-				4,581,134-
Other Transfers	391,764-	2,452,532		99,944-		1,960,824
Total Transfers	4,927,898-	2,407,532		99,944-		2,620,310-
Net Change in Fund Balance	395,573-	1,235,650	69,448-	623,755		1,394,384

Printed on a Xerox 9700 Laser Printing System at the Computing Services Center / Texas A&M University

Form: URGB01 (02/05/85)

Description	Current Funds: Functional and General	Current Funds: Designated	Current Funds: Auxiliary Enterprises	Current Funds: Restricted	Plant Funds	Total

****
* *
* BLANK PAGE *
* *
****

Printed on a Xerox 9700 Laser Printing System at the Computing Services Center / Texas A&M University

Form: URGB01 (02/05/85)

Account	Description	Beginning Balance	Revenues	Net Allocations	Expenditures	Increase (Decrease)	Ending Balance
100010	EDUCATIONAL & GENERAL STATE SUPPORT						
	Revenue						
	State Approp - Gene		11,905,462				
	State Approp - Bene		2,601,779				
	State Approp - Othe		4,536,134				
	Account Total	0	19,043,375	19,043,375-	0	0	0
100110	GIP-STATE-ACADEMIC SUPPORT						
	Expense						
	Benefits				212,672		
	Account Total	0	0	212,672	212,672	0	0
100111	GIP-STATE-INSTRUCTION						
	Expense						
	Benefits				686,541		
	Account Total	0	0	686,541	686,541	0	0
100112	GIP-STATE-INSTITUTIONAL SUPPORT						
	Expense						
	Benefits				103,615		
	Account Total	0	0	103,615	103,615	0	0
100113	GIP-STATE-O&M PLANT						
	Expense						
	Benefits				35,849		
	Account Total	0	0	35,849	35,849	0	0
100114	GIP-STATE-RESEARCH						
	Expense						
	Benefits				26,456		
	Account Total	0	0	26,456	26,456	0	0
100115	GIP-STATE-STUDENT SERVICE						
	Expense						
	Benefits				125,868		
	Account Total	0	0	125,868	125,868	0	0
100120	GIP-291-ACADEMIC SUPPORT						
	Expense						
	Benefits				29,831		
	Account Total	0	0	29,831	29,831	0	0
100121	GIP-291-INSTRUCTION						
	Expense						
	Benefits				110,966		
	Account Total	0	0	110,966	110,966	0	0

Printed on a Xerox 9700 Laser Printing System at the Computing Services Center / Texas A&M University

Form: URGB01 (02/05/85)

Account	Description	Beginning Balance	Revenues	Net Allocations	Expenditures	Increase (Decrease)	Ending Balance
100122	GIP-291-INSTITUTIONAL SUPPORT						
	Expense						
	Benefits				21,030		
	Account Total	0	0	21,030	21,030	0	0
100123	GIP-291-OPER & MAINT OF PLANT						
	Expense						
	Benefits				9,428		
	Account Total	0	0	9,428	9,428	0	0
100124	GIP-291-RESEARCH						
	Expense						
	Benefits				7,820		
	Account Total	0	0	7,820	7,820	0	0
100125	GIP-291-STUDENT SERVICE						
	Expense						
	Benefits				24,840		
	Account Total	0	0	24,840	24,840	0	0
100130	SAL RELATED BENEFITS-AS						
	Expense						
	Benefits				258,472		
	Account Total	0	0	258,472	258,472	0	0
100131	SAL RELATED BENEFITS-IN						
	Expense						
	Benefits				874,450		
	Account Total	0	0	874,450	874,450	0	0
100132	SAL RELATED BENEFITS-IS						
	Expense						
	Benefits				166,754		
	Account Total	0	0	166,754	166,754	0	0
100133	SAL RELATED BENEFITS-OM						
	Expense						
	Benefits				36,947		
	Account Total	0	0	36,947	36,947	0	0
100134	SAL RELATED BENEFITS-RES						
	Expense						
	Benefits				28,682		
	Account Total	0	0	28,682	28,682	0	0
100135	SAL RELATED BENEFITS-SS						
	Expense						
	Benefits				101,734		
	Account Total	0	0	101,734	101,734	0	0

Printed on a Xerox 9700 Laser Printing System at the Computing Services Center / Texas A&M University

Form: URGB01 (02/05/85)

Account	Description	Beginning Balance	Revenues	Net Allocations	Expenditures	Increase (Decrease)	Ending Balance
100201	STATE TUITION - RESIDENT						
	Revenue						
	Tuition - State		2,248,516				
	Account Total	0	2,248,516	2,265,252-	0	16,736-	16,736-
100202	STATE TUITION - NONRESIDENT						
	Revenue						
	Tuition - State		2,366,963				
	Account Total	0	2,366,963	2,390,275-	0	23,312-	23,312-
100204	TUITION - EXCESSIVE HOURS_+ 3 PEAT						
	Revenue						
	Tuition - State		51,727				
	Account Total	0	51,727	52,242-	0	515-	515-
100206	BOARD AUTHORIZED GRADUATE-RESIDENT						
	Revenue						
	Tuition - State		217,338				
	Account Total	0	217,338	219,500-	0	2,162-	2,162-
100220	LABORATORY FEES						
	Revenue						
	Fees		800				
	Account Total	0	800	800-	0	0	0
100281	REVENUE EXEMPTIONS						
	Revenue						
	Exemptions		214,656				
	Expense						
	Scholarships				214,656		
	Account Total	0	214,656	0	214,656	0	0
100282	TUITION DISCOUNTS AND ALLOWANCES						
	Revenue						
	Discounts and Allow		563,219-				
	Discounts and Allow		120-				
	Account Total	0	563,339-	0	0	563,339-	563,339-
100283	NON-RESIDENT WAIVERS & ADJUSTMENTS						
	Revenue						
	Tuition - State		1,830,745-				
	Account Total	0	1,830,745-	1,848,962	0	18,217	18,217
100401	INTEREST EARNINGS- FUND 291						
	Revenue						
	Investment Income		23,566				
	Account Total	0	23,566	23,566-	0	0	0

Printed on a Xerox 9700 Laser Printing System at the Computing Services Center / Texas A&M University

Form: URGB01 (02/05/85)

Account	Description	Beginning Balance	Revenues	Net Allocations	Expenditures	Increase (Decrease)	Ending Balance
109800	UNAPPROPRIATED INCOME						
	Account Total	4,353,575	0	0	0	0	4,353,575
110010	INSTRUCTION-YR END ADJ						
	Expense						
	Operations and Maintenance				103,573		
	Account Total	0	0	103,573	103,573	0	0
110015	RESEARCH-YR END ADJ						
	Expense						
	Operations and Maintenance				3,533		
	Account Total	0	0	3,533	3,533	0	0
110025	ACADEMIC SUPPORT-YR END ADJ						
	Expense						
	Operations and Maintenance				50,962		
	Account Total	0	0	50,962	50,962	0	0
110030	STUDENT SERVICES-YR END ADJ						
	Expense						
	Operations and Maintenance				46,267		
	Account Total	0	0	46,267	46,267	0	0
110035	INSTITUTIONAL SUPPORT-YR END ADJ						
	Expense						
	Operations and Maintenance				32,753		
	Account Total	0	0	32,753	32,753	0	0
110040	OPERATIONS-YR END ADJ						
	Expense						
	Operations and Maintenance				19,861		
	Account Total	0	0	19,861	19,861	0	0
110060	SCHOLARSHIPS-YR END ADJ						
	Expense						
	Operations and Maintenance				39,966		
	Account Total	0	0	39,966	39,966	0	0
112000	A/R - BAD DEBT EXPENSE - E&G						
	Expense						
	Operations and Maintenance				12,787		
	Account Total	0	0	12,787	12,787	0	0
120010	PRESIDENT'S OFFICE						
	Expense						
	Salaries - Non-Faculty				216,430		
	Operations and Maintenance				37,639		
	Account Total	0	0	254,069	254,069	0	0

Printed on a Xerox 9700 Laser Printing System at the Computing Services Center / Texas A&M University

Form: URGB01 (02/05/85)

Account	Description	Beginning Balance	Revenues	Net Allocations	Expenditures	Increase (Decrease)	Ending Balance
120015	ASSOC PROVOST-ASSOC VP ACAD AFFAIRS						
	Expense						
	Salaries - Non-Faculty				245,736		
	Operations and Maintenance				20,000		
	Account Total	0	0	265,736	265,736	0	0
120020	ADVANCEMENT & ALUMNI RELATIONS						
	Expense						
	Salaries - Non-Faculty				94,320		
	Account Total	0	0	94,320	94,320	0	0
120100	VICE PRESIDENT ACADEMIC & STUDENT A						
	Expense						
	Salaries - Non-Faculty				196,872		
	Operations and Maintenance				54,834		
	Account Total	0	0	251,706	251,706	0	0
120105	OFFICE OF GRADUATE STUDIES						
	Expense						
	Salaries - Faculty				92,976		
	Operations and Maintenance				8,500		
	Account Total	0	0	101,476	101,476	0	0
120115	ENROLLMENT MANAGEMENT						
	Expense						
	Salaries - Non-Faculty				102,280		
	Operations and Maintenance				10,000		
	Account Total	0	0	112,280	112,280	0	0
120125	MARKETING & COMMUNICATIONS-STATE						
	Expense						
	Operations and Maintenance				10,000		
	Account Total	0	0	10,000	10,000	0	0
120200	VICE PRESIDENT FINANCE & ADMINISTRA						
	Expense						
	Salaries - Non-Faculty				274,762		
	Operations and Maintenance				32,000		
	Account Total	0	0	306,762	306,762	0	0
120215	BUSINESS AFFAIRS						
	Expense						
	Salaries - Non-Faculty				55,454		
	Operations and Maintenance				15,000		
	Account Total	0	0	70,454	70,454	0	0

Printed on a Xerox 9700 Laser Printing System at the Computing Services Center / Texas A&M University

Form: URGB01 (02/05/85)

Account	Description	Beginning Balance	Revenues	Net Allocations	Expenditures	Increase (Decrease)	Ending Balance
120220	HUMAN RESOURCES						
	Expense						
	Salaries - Non-Faculty				177,891		
	Operations and Maintenance				5,422		
	Account Total	0	0	183,313	183,313	0	0
120240	SAFETY & RISK MANAGEMENT						
	Expense						
	Salaries - Non-Faculty				51,930		
	Account Total	0	0	51,930	51,930	0	0
120300	GOVERNMENTAL RELATIONS						
	Expense						
	Salaries - Non-Faculty				35,668		
	Account Total	0	0	35,668	35,668	0	0
120400	PROMPT PAYMENT INTEREST - STATE						
	Expense						
	Operations and Maintenance				150		
	Account Total	0	0	150	150	0	0
121000	SYSTEM MANAGED SERVICES						
	Expense						
	Operations and Maintenance				158,827		
	Account Total	0	0	158,827	158,827	0	0
121100	TAMU SHARED SERVICES						
	Expense						
	Operations and Maintenance				64,701		
	Account Total	0	0	67,586	64,701	2,885	2,885
131000	FACULTY SALARIES POOL - COBA						
	Expense						
	Salaries - Faculty				1,542,777		
	Account Total	0	0	1,542,777	1,542,777	0	0
132000	FACULTY SALARIES POOL - CAS						
	Expense						
	Salaries - Faculty				1,023,807		
	Account Total	0	0	1,023,807	1,023,807	0	0
133000	FACULTY SALARIES POOL - COE						
	Expense						
	Salaries - Faculty				1,163,802		
	Account Total	0	0	1,117,365	1,163,802	46,437-	46,437-

Printed on a Xerox 9700 Laser Printing System at the Computing Services Center / Texas A&M University

Form: URGB01 (02/05/85)

Account	Description	Beginning Balance	Revenues	Net Allocations	Expenditures	Increase (Decrease)	Ending Balance
140050	ACADEMIC ADMINISTRATION						
	Expense						
	Salaries - Non-Faculty				53,122		
	Account Total	0	0	47,056	53,122	6,066-	6,066-
140100	LIBRARY						
	Expense						
	Salaries - Non-Faculty				90,951		
	Account Total	0	0	90,951	90,951	0	0
140200	COLLEGE OF BUSINESS ADMINISTRATION						
	Expense						
	Salaries - Non-Faculty				216,257		
	Account Total	0	0	216,257	216,257	0	0
140210	COLLEGE OF EDUCATION						
	Expense						
	Salaries - Non-Faculty				298,987		
	Account Total	0	0	298,987	298,987	0	0
140220	COLLEGE OF ARTS & SCIENCES						
	Expense						
	Salaries - Non-Faculty				182,296		
	Account Total	0	0	182,296	182,296	0	0
150200	ADMISSIONS AND RECORDS						
	Expense						
	Salaries - Non-Faculty				233,690		
	Account Total	0	0	233,690	233,690	0	0
150300	STUDENT FINANCIAL AID						
	Expense						
	Salaries - Non-Faculty				69,229		
	Account Total	0	0	69,229	69,229	0	0
150330	5TH YEAR ACCOUNTING SCHOLARSHIP						
	Revenue						
	Contracts and Grant		2,000				
	Expense						
	Scholarships				2,000		
	Account Total	0	2,000	0	2,000	0	0
150610	ACCESS & INCLUSION						
	Expense						
	Salaries - Non-Faculty				63,000		
	Account Total	0	0	63,000	63,000	0	0

Printed on a Xerox 9700 Laser Printing System at the Computing Services Center / Texas A&M University

Form: URGB01 (02/05/85)

Account	Description	Beginning Balance	Revenues	Net Allocations	Expenditures	Increase (Decrease)	Ending Balance
150700	STUDENT INFORMATION SYSTEM						
	Expense						
	Operations and Maintenance				1,179,483		
	Account Total	0	0	1,179,483	1,179,483	0	0
155100	TEXAS GRANTS						
	Revenue						
	Contracts and Grant		263,418				
	Expense						
	Scholarships				263,418		
	Account Total	0	263,418	0	263,418	0	0
155200	EDUCATIONAL AIDE PROGRAM						
	Revenue						
	Contracts and Grant		37,214				
	Expense						
	Scholarships				48,269		
	Account Total	71,269	37,214	0	48,269	11,055-	60,214
160100	FACILITIES						
	Expense						
	Operations and Maintenance				559,207		
	Account Total	0	0	559,207	559,207	0	0
160200	UNIVERSITY POLICE						
	Expense						
	Salaries - Non-Faculty				197,206		
	Account Total	0	0	197,206	197,206	0	0
160300	UTILITIES - PURCHASED						
	Expense						
	Utilities				547,652		
	Account Total	0	0	547,652	547,652	0	0
160500	OPERATIONS						
	Expense						
	Operations and Maintenance				448,476		
	Account Total	0	0	448,476	448,476	0	0
180100	FACULTY SALARIES POOL-SPEC IT-COBA						
	Expense						
	Salaries - Faculty				1,281,720		
	Account Total	0	0	1,281,720	1,281,720	0	0
180200	FACULTY SALARIES POOL-SPEC IT-CAS						
	Expense						
	Salaries - Faculty				579,205		
	Account Total	0	0	579,205	579,205	0	0

Printed on a Xerox 9700 Laser Printing System at the Computing Services Center / Texas A&M University

Account	Description	Beginning Balance	Revenues	Net Allocations	Expenditures	Increase (Decrease)	Ending Balance
180300	FACULTY SALARIES POOL-SPEC IT-COE						
	Expense						
	Salaries - Faculty				293,641		
	Account Total	0	0	293,641	293,641	0	0
182005	MAESTRO ASSESSMENT						
	Expense						
	Operations and Maintenance				22,722		
	Account Total	0	0	22,722-	22,722	45,444-	45,444-
182100	INSTRUCTION - EWCHEC						
	Expense						
	Salaries - Faculty				140,000		
	Account Total	0	0	140,000	140,000	0	0
182125	STUDENT SERVICES-EWCHEC						
	Expense						
	Salaries - Non-Faculty				32,000		
	Account Total	0	0	32,000	32,000	0	0
182150	ACADEMIC SUPPORT-EWCHEC						
	Expense						
	Operations and Maintenance				5,000		
	Account Total	0	0	5,000	5,000	0	0
182175	OP & MAIN PLANT-EWCHEC						
	Expense						
	Operations and Maintenance				35,000		
	Account Total	0	0	35,000	35,000	0	0
182200	INSTITUTIONAL SUPPORT-EWCHEC						
	Expense						
	Salaries - Non-Faculty				43,730		
	Account Total	0	0	43,730	43,730	0	0
183099	INFORMATION TECHNOLOGY - SPEC. ITEM						
	Expense						
	Salaries - Non-Faculty				287,473		
	Operations and Maintenance				20,000		
	Account Total	0	0	307,473	307,473	0	0
184001	LIBRARY-SPECIAL ITEM						
	Expense						
	Salaries - Faculty				153,650		
	Operations and Maintenance				460,561		
	Equipment (Capitalized)				183,228		
	Account Total	0	0	797,439	797,439	0	0

Form: URGB01 (02/05/85)
Printed on a Xerox 9700 Laser Printing System at the Computing Services Center / Texas A&M University

Form: URGB01 (02/05/85)

Account	Description	Beginning Balance	Revenues	Net Allocations	Expenditures	Increase (Decrease)	Ending Balance
184002	ADVERTISING-SPECIAL ITEM						
	Expense						
	Operations and Maintenance				82,000		
	Account Total	0	0	82,000	82,000	0	0
184005	SOCIAL WORK - SPECIAL ITEM						
	Expense						
	Salaries - Non-Faculty				24,341		
	Account Total	0	0	24,341	24,341	0	0
184006	RECRUITING INITIATIVES						
	Expense						
	Operations and Maintenance				30,000		
	Account Total	0	0	30,000	30,000	0	0
185001	COUNSELING CENTER - SI						
	Expense						
	Salaries - Non-Faculty				69,277		
	Account Total	0	0	69,277	69,277	0	0
186106	STUDENT INFORMATION SYSTEM-SI						
	Expense						
	Salaries - Non-Faculty				214,804		
	Account Total	0	0	214,804	214,804	0	0
187100	PURCHASING-SPECIAL ITEM						
	Expense						
	Salaries - Non-Faculty				34,686		
	Operations and Maintenance				17,858		
	Account Total	0	0	52,544	52,544	0	0
187102	RESEARCH STUDIES - SPECIAL ITEM						
	Expense						
	Salaries - Non-Faculty				193,884		
	Operations and Maintenance				10,000		
	Account Total	0	0	203,884	203,884	0	0
187107	EVENTS-PRESIDENT'S OFFICE-SPEC ITEM						
	Expense						
	Operations and Maintenance				8,000		
	Account Total	0	0	8,000	8,000	0	0
189920	SUMMER SCHOOL SALARIES-SPECIAL ITEM						
	Expense						
	Salaries - Faculty				144,001		
	Account Total	0	0	144,001	144,001	0	0

Printed on a Xerox 9700 Laser Printing System at the Computing Services Center / Texas A&M University

Form: URGB01 (02/05/85)

Account	Description	Beginning Balance	Revenues	Net Allocations	Expenditures	Increase (Decrease)	Ending Balance
198110	TUITION DISCOUNTS AND ALLOWANCES						
	Expense						
	Scholarship Discounts				356,951-		
	Account Total	0	0	0	356,951-	356,951	356,951
198125	TUITION REBATE						
	Expense						
	Operations and Maintenance				2,000		
	Account Total	0	0	0	2,000	2,000-	2,000-

Printed on a Xerox 9700 Laser Printing System at the Computing Services Center / Texas A&M University

Form: URGB01 (02/05/85)

Account	Description	Beginning Balance	Revenues	Net Allocations	Expenditures	Increase (Decrease)	Ending Balance
Functional and General Funds - Board Approved							
	Revenue						
	State Approp - Gene		11,905,462				
	State Approp - Bene		2,601,779				
	State Approp - Othe		4,536,134				
	Tuition - State		3,053,799				
	Discounts and Allow		563,219-				
	Fees		800				
	Discounts and Allow		120-				
	Exemptions		214,656				
	Contracts and Grant		302,632				
	Investment Income		23,566				
	Expense						
	Salaries - Faculty				6,415,579		
	Salaries - Non-Faculty				3,756,276		
	Benefits				2,861,955		
	Utilities				547,652		
	Scholarships				528,343		
	Scholarship Discounts				356,951-		
	Operations and Maintenance				3,607,082		
	Equipment (Capitalized)				183,228		
	Grand Total	4,424,844	22,075,489	4,871,338-	17,543,164	339,013-	4,085,831

Printed on a Xerox 9700 Laser Printing System at the Computing Services Center / Texas A&M University

Form: URGB01 (02/05/85)

Account	Description	Beginning Balance	Revenues	Net Allocations	Expenditures	Increase (Decrease)	Ending Balance
200010	DESIGNATED TUITION-RESIDENT						
	Revenue						
	Tuition - Designate		6,115,079				
	Account Total	0	6,115,079	6,079,409-	0	35,670	35,670
200020	REVENUE EXEMPTIONS						
	Revenue						
	Exemptions		996,983				
	Expense						
	Scholarships				996,983		
	Account Total	0	996,983	0	996,983	0	0
200030	TUITION DISCOUNTS AND ALLOWANCES						
	Revenue						
	Discounts and Allow		917,262-				
	Discounts and Allow		817,840-				
	Account Total	0	1,735,102-	0	0	1,735,102-	1,735,102-
200150	UNIVERSITY SERVICES FEE						
	Revenue						
	Fees		2,726,134				
	Account Total	0	2,726,134	2,589,903-	0	136,231	136,231
200151	USF-COBA						
	Expense						
	Operations and Maintenance				138,027		
	Account Total	39,878	0	188,027	138,027	50,000	89,878
200152	USF-CAS						
	Expense						
	Operations and Maintenance				49,468		
	Account Total	21,216	0	99,468	49,468	50,000	71,216
200153	USF-COE						
	Expense						
	Salaries - Faculty				10,000		
	Benefits				2,800		
	Operations and Maintenance				37,548		
	Account Total	23,156	0	110,348	50,348	60,000	83,156
200154	USF-LIBRARY						
	Expense						
	Salaries - Faculty				135,285		
	Salaries - Non-Faculty				130,500		
	Wages				45,000		
	Benefits				85,293		
	Operations and Maintenance				8,000		
	Account Total	5,871	0	398,705	404,078	5,373-	498

Printed on a Xerox 9700 Laser Printing System at the Computing Services Center / Texas A&M University

Form: URGB01 (02/05/85)

Account	Description	Beginning Balance	Revenues	Net Allocations	Expenditures	Increase (Decrease)	Ending Balance
200155	USF-TECHNOLOGY						
	Expense						
	Salaries - Non-Faculty				157,980		
	Wages				60,000		
	Benefits				44,575		
	Operations and Maintenance				85,000		
	Equipment (Capitalized)				79,686		
	Account Total	481,786	0	409,702	427,241	17,539-	464,247
200156	USF-INTERNATIONAL EDUCATION						
	Account Total	894	0	894-	0	894-	0
200157	USF-RECORDS & ADMISSIONS						
	Expense						
	Salaries - Non-Faculty				97,744		
	Wages				5,000		
	Benefits				21,568		
	Operations and Maintenance				29,001		
	Account Total	19,647	0	134,308	153,313	19,005-	642
200158	USF-BUSINESS OFFICE						
	Expense						
	Salaries - Non-Faculty				49,722		
	Benefits				21,774		
	Operations and Maintenance				12,654		
	Account Total	15,266	0	69,671	84,150	14,479-	787
200159	USF-ADVISING						
	Expense						
	Salaries - Non-Faculty				86,136		
	Benefits				24,848		
	Account Total	31,318	0	103,709	110,984	7,275-	24,043
200161	USF-PRESIDENT'S DISCRETIONARY						
	Account Total	92,732	0	109,055-	0	109,055-	16,323-
200210	STUDENT SERVICES FEES-OPERATIONS						
	Revenue						
	Fees		977,166				
	Expense						
	Salaries - Non-Faculty				128,675		
	Wages				5,720		
	Benefits				33,864		
	Operations and Maintenance				48,000		
	Account Total	0	977,166	805,078-	216,259	44,171-	44,171-
200215	STUDENT SERVICES RESERVE						
	Account Total	489,661	0	193,055-	0	193,055-	296,606

Printed on a Xerox 9700 Laser Printing System at the Computing Services Center / Texas A&M University

Form: URGB01 (02/05/85)

Account	Description	Beginning Balance	Revenues	Net Allocations	Expenditures	Increase (Decrease)	Ending Balance
200220	SA - STUDENT SUCCESS						
	Expense						
	Salaries - Non-Faculty				93,579		
	Benefits				28,278		
	Operations and Maintenance				2,873		
	Account Total	0	0	124,730	124,730	0	0
200221	SA - TUTORING						
	Expense						
	Salaries - Non-Faculty				42,606		
	Wages				18,000		
	Benefits				7,701		
	Operations and Maintenance				64,939		
	Account Total	0	0	134,647	133,246	1,401	1,401
200225	SA - CAREER SERVICES						
	Expense						
	Salaries - Non-Faculty				136,080		
	Benefits				49,905		
	Operations and Maintenance				41,044		
	Account Total	0	0	233,431	227,029	6,402	6,402
200230	SA - STUDENT GOVERNMENT ASSOCIATION						
	Expense						
	Wages				4,000		
	Benefits				316		
	Operations and Maintenance				18,635		
	Account Total	0	0	22,951	22,951	0	0
200235	SA - STUDENT ENGAGEMENT						
	Expense						
	Salaries - Non-Faculty				62,298		
	Wages				5,000		
	Benefits				18,762		
	Operations and Maintenance				23,237		
	Account Total	0	0	109,297	109,297	0	0
200240	SA - STUDENT TRAVEL & EVENT FUNDING						
	Expense						
	Operations and Maintenance				11,000		
	Account Total	0	0	11,000	11,000	0	0
200245	SA - STUDENT CONDUCT						
	Expense						
	Salaries - Non-Faculty				63,432		
	Benefits				15,887		
	Operations and Maintenance				83,281		
	Account Total	0	0	162,600	162,600	0	0

Printed on a Xerox 9700 Laser Printing System at the Computing Services Center / Texas A&M University

Form: URGB01 (02/05/85)

Account	Description	Beginning Balance	Revenues	Net Allocations	Expenditures	Increase (Decrease)	Ending Balance
200250	SA - NEW STUDENT PROGRAMS						
	Expense						
	Salaries - Non-Faculty				35,269		
	Wages				8,000		
	Benefits				5,842		
	Operations and Maintenance				37,426		
	Account Total	0	0	89,977	86,537	3,440	3,440
200260	SA - STUDENT COUNSELING CENTER						
	Expense						
	Salaries - Non-Faculty				83,000		
	Benefits				19,509		
	Operations and Maintenance				6,991		
	Account Total	0	0	109,500	109,500	0	0
200302	FIELD EXPERIENCE FEES-BUS ADMIN						
	Revenue						
	Fees		150				
	Account Total	1,350	150	0	0	150	1,500
200306	FIELD EXPERIENCE FEES-C & I						
	Account Total	2,287	0	0	0	0	2,287
200308	FIELD EXPERIENCE FEES-SOCIAL WORK						
	Revenue						
	Fees		200				
	Expense						
	Operations and Maintenance				418		
	Account Total	2,456	200	0	418	218-	2,238
200310	FIELD EXPERIENCE FEES - ARTS & SCI						
	Revenue						
	Fees		300				
	Account Total	0	300	0	0	300	300
200322	FIELD EXPERIENCE FEES-PSYCHOLOGY						
	Revenue						
	Fees		13,000				
	Expense						
	Wages				8,000		
	Benefits				612		
	Operations and Maintenance				2,676		
	Account Total	32,384	13,000	0	11,288	1,712	34,096

Printed on a Xerox 9700 Laser Printing System at the Computing Services Center / Texas A&M University

Form: URGB01 (02/05/85)

Account	Description	Beginning Balance	Revenues	Net Allocations	Expenditures	Increase (Decrease)	Ending Balance
200326	FIELD EXPERIENCE FEE-EDUC PREP						
	Revenue						
	Fees		8,231				
	Expense						
	Operations and Maintenance				10,619		
	Account Total	7,112	8,231	7,112-	10,619	9,500-	2,388-
200330	INTERNSHIP FEE-SOCIAL WORK						
	Revenue						
	Fees		7,500				
	Expense						
	Operations and Maintenance				2,617		
	Account Total	4,211	7,500	0	2,617	4,883	9,094
200411	GRADUATE CERTIFICATE APP FEE						
	Revenue						
	Fees		30				
	Account Total	30	30	0	0	30	60
200420	RECREATIONAL SPORTS FEE						
	Revenue						
	Fees		277,176				
	Expense						
	Salaries - Non-Faculty				43,048		
	Benefits				30,648		
	Operations and Maintenance				66,817		
	Account Total	0	277,176	0	140,513	136,663	136,663
200460	MATERIALS FEE - COBA						
	Revenue						
	Fees		11,948				
	Expense						
	Operations and Maintenance				9,654		
	Account Total	2,293	11,948	0	9,654	2,294	4,587
200528	WRITING INTENSIVE FEE-OPERATIONS						
	Revenue						
	Fees		42,026				
	Expense						
	Salaries - Faculty				44,000		
	Wages				8,000		
	Benefits				11,813		
	Operations and Maintenance				6,000		
	Account Total	68,333	42,026	0	69,813	27,787-	40,546

Printed on a Xerox 9700 Laser Printing System at the Computing Services Center / Texas A&M University

Form: URGB01 (02/05/85)

Account	Description	Beginning Balance	Revenues	Net Allocations	Expenditures	Increase (Decrease)	Ending Balance
200620	UNDERGRAD APPLICATION FEES						
	Revenue						
	Fees		67,920				
	Expense						
	Salaries - Non-Faculty				38,137		
	Benefits				13,088		
	Operations and Maintenance				15,025		
	Account Total	3,812	67,920	0	66,250	1,670	5,482
200630	GRADUATE APPLICATION FEES						
	Revenue						
	Fees		24,210				
	Expense						
	Salaries - Non-Faculty				15,861		
	Benefits				2,590		
	Account Total	0	24,210	0	18,451	5,759	5,759
200670	INTERNATIONAL PROGRAM FEE						
	Revenue						
	Fees		700				
	Account Total	6,476	700	0	0	700	7,176
200671	INTERNATIONAL HEALTH INSURANCE						
	Revenue						
	Fees		12,635				
	Expense						
	Operations and Maintenance				12,635		
	Account Total	0	12,635	0	12,635	0	0
200710	INSTALLMENT FEES						
	Revenue						
	Fees		12,821				
	Expense						
	Salaries - Non-Faculty				9,786		
	Benefits				2,531		
	Account Total	20,358	12,821	0	12,317	504	20,862
200712	INSTALLMENT PLAN - LATE FEE						
	Revenue						
	Fees		3,200				
	Account Total	3,120	3,200	0	0	3,200	6,320
200720	NCPACE-NAVY AFLOAT COLLEGE ED PROG						
	Expense						
	Operations and Maintenance				532		
	Account Total	532	0	0	532	532-	0

Printed on a Xerox 9700 Laser Printing System at the Computing Services Center / Texas A&M University

Form: URGB01 (02/05/85)

Account	Description	Beginning Balance	Revenues	Net Allocations	Expenditures	Increase (Decrease)	Ending Balance
200730	EXTENSION LEARNING-MCEC-CREDIT HRS						
	Revenue						
	Fees		700				
	Expense						
	Salaries - Non-Faculty				15,769		
	Benefits				5,290		
	Operations and Maintenance				2,000		
	Account Total	26,318	700	0	23,059	22,359-	3,959
200740	EXTENSION LEARNING-MCEC-CE CREDIT						
	Expense						
	Operations and Maintenance				1,500		
	Account Total	5,312	0	0	1,500	1,500-	3,812
200750	DISTANCE LEARNING FEES						
	Revenue						
	Fees		1,978,320				
	Expense						
	Salaries - Non-Faculty				697,191		
	Wages				720		
	Benefits				191,011		
	Operations and Maintenance				516,097		
	Account Total	1,232,286	1,978,320	1,047,500-	1,405,019	474,199-	758,087
200751	ONLINE INSTRUCTION						
	Expense						
	Salaries - Faculty				644,227		
	Benefits				163,943		
	Account Total	16,663	0	810,000	808,170	1,830	18,493
200760	CIS NETWORKING FEES - OPERATIONS						
	Revenue						
	Fees		17,236				
	Expense						
	Operations and Maintenance				19,266		
	Account Total	41,548	17,236	0	19,266	2,030-	39,518
200770	CERTIFICATION FEE - ED PREP						
	Revenue						
	Fees		6,400				
	Expense						
	Operations and Maintenance				6,000		
	Account Total	6,195	6,400	0	6,000	400	6,595

Printed on a Xerox 9700 Laser Printing System at the Computing Services Center / Texas A&M University

Form: URGB01 (02/05/85)

Account	Description	Beginning Balance	Revenues	Net Allocations	Expenditures	Increase (Decrease)	Ending Balance
200780	TESTING FEES						
	Revenue						
	Fees		15,431				
	Expense						
	Salaries - Non-Faculty				10,694		
	Benefits				4,451		
	Operations and Maintenance				3,000		
	Account Total	6,119	15,431	0	18,145	2,714-	3,405
200790	GRADUATION APPLICATION FEE						
	Revenue						
	Fees		31,120				
	Expense						
	Salaries - Non-Faculty				7,984		
	Benefits				2,894		
	Operations and Maintenance				27,061		
	Account Total	9,723	31,120	0	37,939	6,819-	2,904
200791	GRADUATION APPLICATION-LATE FEE						
	Revenue						
	Fees		510				
	Account Total	440	510	0	0	510	950
200800	LATE REGISTRATION FEES						
	Revenue						
	Fees		1,200				
	Account Total	5,700	1,200	0	0	1,200	6,900
200805	LATE PAYMENT FEES						
	Revenue						
	Fees		1,700				
	Account Total	10,142	1,700	0	0	1,700	11,842
200810	RETURNED CHECK FEES						
	Revenue						
	Fees		120				
	Account Total	1,080	120	0	0	120	1,200
200815	LIBRARY-LOST & PAID						
	Revenue						
	Sales and Services		714				
	Expense						
	Operations and Maintenance				217		
	Account Total	512	714	0	217	497	1,009
200820	REINSTATEMENT FEES						
	Revenue						
	Fees		1,100				
	Account Total	1,400	1,100	0	0	1,100	2,500

Printed on a Xerox 9700 Laser Printing System at the Computing Services Center / Texas A&M University

Form: URGB01 (02/05/85)

Account	Description	Beginning Balance	Revenues	Net Allocations	Expenditures	Increase (Decrease)	Ending Balance
200860	DIPLOMA REPLACEMENT FEE						
	Revenue						
	Fees		80				
	Account Total	232	80	0	0	80	312
200880	INTERNSHIP FEES - ED PREP						
	Revenue						
	Fees		21,231				
	Expense						
	Operations and Maintenance				22,246		
	Account Total	7,112	21,231	7,112	22,246	6,097	13,209
209000	INTEREST EARNINGS-CASH POOL						
	Revenue						
	Investment Income		227,595				
	Account Total	111,811	227,595	45,000-	0	182,595	294,406
209100	INVESTMENT GAINS-DESIGNATED FUNDS						
	Revenue						
	Investment Income		48,212				
	Account Total	0	48,212	0	0	48,212	48,212
209150	LICENSING REVENUE						
	Revenue						
	Other Operating Inc		19,216				
	Account Total	18,743	19,216	0	0	19,216	37,959
209180	MISCELLANEOUS INCOME - DESIGNATED						
	Revenue						
	Sales and Services		350				
	Account Total	0	350	0	0	350	350
209182	BOOKSTORE COMMISSIONS						
	Revenue						
	Sales and Services		112,317				
	Account Total	106,578	112,317	10,000-	0	102,317	208,895
209183	VENDING COMMISSIONS						
	Revenue						
	Sales and Services		13,118				
	Account Total	5,815	13,118	0	0	13,118	18,933
209210	COLLECTION COSTS-TUITION&FEES						
	Expense						
	Operations and Maintenance				29,312		
	Account Total	0	0	29,312	29,312	0	0

Printed on a Xerox 9700 Laser Printing System at the Computing Services Center / Texas A&M University

Form: URGB01 (02/05/85)

Account	Description	Beginning Balance	Revenues	Net Allocations	Expenditures	Increase (Decrease)	Ending Balance
209220	POSTAGE ACCOUNT						
	Account Total	2,918	0	0	0	0	2,918
209230	CREDIT CARD FEES						
	Expense						
	Operations and Maintenance				51,227		
	Account Total	0	0	51,227	51,227	0	0
210110	DISTANCE LEARNING SUPPORT-COBA						
	Expense						
	Salaries - Non-Faculty				53,094		
	Benefits				8,731		
	Operations and Maintenance				32,515		
	Account Total	148,011	0	129,900	94,340	35,560	183,571
210120	DISTANCE LEARNING SUPPORT-CAS						
	Expense						
	Operations and Maintenance				33,288		
	Account Total	21,321	0	65,700	33,288	32,412	53,733
210130	DISTANCE LEARNING SUPPORT-COE						
	Expense						
	Operations and Maintenance				39,288		
	Account Total	39,817	0	41,900	39,288	2,612	42,429
216300	ADMISSION FEE - TEACHER EDUC PROG						
	Revenue						
	Sales and Services		5,075				
	Expense						
	Operations and Maintenance				2,139		
	Account Total	3,219	5,075	0	2,139	2,936	6,155
220100	PRESIDENT'S OFFICE-LOCAL FUNDS						
	Expense						
	Salaries - Non-Faculty				209,901		
	Wages				60,000		
	Benefits				57,782		
	Operations and Maintenance				65,257		
	Account Total	0	0	392,940	392,940	0	0
220105	ASST PROVOST & AVP ACAD AFFAIRS						
	Expense						
	Salaries - Non-Faculty				38,676		
	Benefits				12,936		
	Operations and Maintenance				16,871		
	Account Total	0	0	68,483	68,483	0	0

Printed on a Xerox 9700 Laser Printing System at the Computing Services Center / Texas A&M University

Form: URGB01 (02/05/85)

Account	Description	Beginning Balance	Revenues	Net Allocations	Expenditures	Increase (Decrease)	Ending Balance
220110	ADVANCEMENT & ALUMNI RELATIONS						
	Expense						
	Salaries - Non-Faculty				28,240		
	Benefits				11,388		
	Operations and Maintenance				41,000		
	Account Total	0	0	80,628	80,628	0	0
220200	VICE PRES ACADEMIC & STUDENT AFFAIR						
	Expense						
	Salaries - Non-Faculty				52,332		
	Benefits				22,161		
	Operations and Maintenance				52,777		
	Account Total	0	0	127,270	127,270	0	0
220210	VP RESEARCH AND ECONOMIC DEV						
	Revenue						
	Contracts and Grant		29,000				
	Expense						
	Salaries - Faculty				100,000		
	Benefits				17,944		
	Operations and Maintenance				20,000		
	Account Total	0	29,000	119,944	137,944	11,000	11,000
220215	OFFICE OF GRADUATE STUDIES						
	Expense						
	Salaries - Faculty				208,500		
	Salaries - Non-Faculty				32,849		
	Benefits				25,022		
	Operations and Maintenance				30,000		
	Account Total	0	0	296,371	296,371	0	0
220220	ENROLLMENT MANAGEMENT						
	Expense						
	Salaries - Non-Faculty				62,670		
	Benefits				23,694		
	Operations and Maintenance				14,527		
	Account Total	0	0	100,891	100,891	0	0
220240	MARKETING & COMMUNICATIONS - LOCAL						
	Expense						
	Salaries - Non-Faculty				65,000		
	Benefits				16,840		
	Operations and Maintenance				29,000		
	Account Total	0	0	110,840	110,840	0	0

Printed on a Xerox 9700 Laser Printing System at the Computing Services Center / Texas A&M University

Form: URGB01 (02/05/85)

Account	Description	Beginning Balance	Revenues	Net Allocations	Expenditures	Increase (Decrease)	Ending Balance
220300	VICE PRESIDENT FINANCE & ADMIN						
	Expense						
	Salaries - Non-Faculty				45,686		
	Benefits				17,344		
	Operations and Maintenance				34,208		
	Account Total	0	0	97,238	97,238	0	0
220305	BUSINESS AFFAIRS						
	Expense						
	Salaries - Non-Faculty				308,008		
	Benefits				87,046		
	Operations and Maintenance				15,000		
	Account Total	0	0	410,054	410,054	0	0
220310	HUMAN RESOURCES/EEO						
	Expense						
	Salaries - Non-Faculty				36,446		
	Benefits				15,005		
	Operations and Maintenance				32,500		
	Account Total	0	0	88,743	83,951	4,792	4,792
220330	PAYROLL SERVICES						
	Expense						
	Operations and Maintenance				38,934		
	Account Total	0	0	38,934	38,934	0	0
220340	PURCHASING						
	Expense						
	Operations and Maintenance				5,000		
	Account Total	0	0	5,000	5,000	0	0
220345	SAFETY & RISK MANAGEMENT						
	Expense						
	Operations and Maintenance				10,000		
	Account Total	0	0	10,000	10,000	0	0
220350	COMPLIANCE OFFICE						
	Expense						
	Salaries - Non-Faculty				59,968		
	Benefits				9,518		
	Operations and Maintenance				15,000		
	Account Total	0	0	85,251	84,486	765	765
220500	STATE & INTERNAL AUDITS						
	Expense						
	Operations and Maintenance				30,000		
	Account Total	0	0	30,000	30,000	0	0

Printed on a Xerox 9700 Laser Printing System at the Computing Services Center / Texas A&M University

Form: URGB01 (02/05/85)

Account	Description	Beginning Balance	Revenues	Net Allocations	Expenditures	Increase (Decrease)	Ending Balance
220530	COMMENCEMENT EXPENSE						
	Expense						
	Operations and Maintenance				20,000		
	Account Total	0	0	20,000	20,000	0	0
220545	WELLNESS INITIATIVES						
	Revenue						
	Other Operating Inc		2,500				
	Expense						
	Operations and Maintenance				3,500		
	Account Total	1,200	2,500	0	3,500	1,000-	200
220560	STAFF PROGRAMMING						
	Expense						
	Operations and Maintenance				5,000		
	Account Total	0	0	5,000	5,000	0	0
220570	STAFF COUNCIL						
	Expense						
	Operations and Maintenance				2,500		
	Account Total	0	0	2,500	2,500	0	0
220890	OPERATIONS RESERVE - PRESIDENT						
	Expense						
	Operations and Maintenance				50,000		
	Account Total	0	0	50,000	50,000	0	0
221000	ORP-INSTITUTIONAL SHARE						
	Expense						
	Benefits				3,000		
	Account Total	0	0	3,000	3,000	0	0
222000	EVENTS ACCOUNT-PRESIDENT'S OFFICE						
	Expense						
	Operations and Maintenance				2,000		
	Account Total	0	0	2,000	2,000	0	0
222020	CENTURY COUNCIL GIFT						
	Account Total	15,000	0	0	0	0	15,000
230800	SUMMER SCHOOL SALARIES						
	Expense						
	Salaries - Faculty				326,697		
	Benefits				45,000		
	Account Total	0	0	371,697	371,697	0	0

Printed on a Xerox 9700 Laser Printing System at the Computing Services Center / Texas A&M University

Form: URGB01 (02/05/85)

Account	Description	Beginning Balance	Revenues	Net Allocations	Expenditures	Increase (Decrease)	Ending Balance
230810	ADJUNCT FACULTY SALARIES						
	Expense						
	Salaries - Faculty				850,000		
	Benefits				122,825		
	Account Total	0	0	972,825	972,825	0	0
233216	MUSIC PROGRAM W/TEMPLE COLLEGE						
	Expense						
	Operations and Maintenance				60,000		
	Account Total	0	0	60,000	60,000	0	0
233275	BIOLOGY						
	Expense						
	Salaries - Non-Faculty				36,560		
	Benefits				6,931		
	Operations and Maintenance				20,000		
	Account Total	0	0	63,491	63,491	0	0
240000	LIBRARY OPERATIONS						
	Expense						
	Operations and Maintenance				117,000		
	Equipment (Capitalized)				20,000		
	Account Total	0	0	137,000	137,000	0	0
240010	COLLEGE OF BUSINESS ADMINISTRATION						
	Expense						
	Operations and Maintenance				25,000		
	Account Total	0	0	25,000	25,000	0	0
240020	COLLEGE OF EDUCATION						
	Expense						
	Operations and Maintenance				25,000		
	Account Total	0	0	25,000	25,000	0	0
240030	COLLEGE OF ARTS & SCIENCES						
	Expense						
	Operations and Maintenance				25,000		
	Account Total	0	0	25,000	25,000	0	0
240040	MILITARY SCIENCE						
	Expense						
	Salaries - Non-Faculty				27,664		
	Benefits				5,896		
	Operations and Maintenance				24,914		
	Account Total	0	0	58,474	58,474	0	0

Printed on a Xerox 9700 Laser Printing System at the Computing Services Center / Texas A&M University

Form: URGB01 (02/05/85)

Account	Description	Beginning Balance	Revenues	Net Allocations	Expenditures	Increase (Decrease)	Ending Balance
240060	COUNSELING SERVICES CENTER						
	Expense						
	Operations and Maintenance				15,000		
	Account Total	0	0	15,000	15,000	0	0
240100	FACULTY PROGRAMMING						
	Expense						
	Operations and Maintenance				10,000		
	Account Total	0	0	10,000	10,000	0	0
240110	FACULTY RESEARCH AND SCHOLARSHIP						
	Expense						
	Operations and Maintenance				65,000		
	Account Total	0	0	65,000	65,000	0	0
240120	FACULTY SENATE						
	Expense						
	Operations and Maintenance				2,500		
	Account Total	0	0	2,500	2,500	0	0
240130	QEP - QUALITY ENHANCEMENT PROGRAM						
	Expense						
	Operations and Maintenance				105,000		
	Account Total	0	0	105,000	105,000	0	0
241000	PRACTICUM CLINIC FEES						
	Revenue						
	Sales and Services		4,719				
	Expense						
	Operations and Maintenance				7,436		
	Account Total	8,716	4,719	0	7,436	2,717-	5,999
241100	LIBRARY - CASH DONATIONS						
	Revenue						
	Gifts		500				
	Expense						
	Operations and Maintenance				1,500		
	Account Total	1,500	500	0	1,500	1,000-	500
250010	ADMISSIONS & RECORDS						
	Expense						
	Salaries - Non-Faculty				199,918		
	Benefits				62,764		
	Operations and Maintenance				15,000		
	Account Total	0	0	277,682	277,682	0	0

Printed on a Xerox 9700 Laser Printing System at the Computing Services Center / Texas A&M University

Form: URGB01 (02/05/85)

Account	Description	Beginning Balance	Revenues	Net Allocations	Expenditures	Increase (Decrease)	Ending Balance
250020	STUDENT FINANCIAL AID						
	Expense						
	Salaries - Non-Faculty				250,447		
	Benefits				81,655		
	Operations and Maintenance				22,500		
	Account Total	0	0	354,602	354,602	0	0
250030	ADVISING						
	Expense						
	Salaries - Non-Faculty				185,980		
	Benefits				51,712		
	Account Total	0	0	237,692	237,692	0	0
250050	VETERANS AFFAIRS OFFICE						
	Expense						
	Salaries - Non-Faculty				184,707		
	Benefits				41,270		
	Operations and Maintenance				7,500		
	Account Total	0	0	233,477	233,477	0	0
250060	STUDENT RECRUITING						
	Expense						
	Salaries - Non-Faculty				64,108		
	Benefits				28,659		
	Operations and Maintenance				25,000		
	Account Total	0	0	117,767	117,767	0	0
250070	STUDENT ENGAGEMENT-LOCAL						
	Revenue						
	Sales and Services		1,000				
	Expense						
	Operations and Maintenance				2,500		
	Account Total	4,500	1,000	0	2,500	1,500-	3,000
250075	STUDENT SUCCESS-LOCAL FUNDS						
	Revenue						
	Gifts		2,500				
	Expense						
	Operations and Maintenance				2,400		
	Account Total	0	2,500	0	2,400	100	100
250080	TESTING SERVICES-LOCAL FUNDS						
	Revenue						
	Sales and Services		31,113				
	Expense						
	Salaries - Non-Faculty				24,952		
	Benefits				8,387		
	Operations and Maintenance				1,500		
	Account Total	0	31,113	0	34,839	3,726-	3,726-

Printed on a Xerox 9700 Laser Printing System at the Computing Services Center / Texas A&M University

Form: URGB01 (02/05/85)

Account	Description	Beginning Balance	Revenues	Net Allocations	Expenditures	Increase (Decrease)	Ending Balance
250090	CAREER SERVICES-LOCAL FUNDS						
	Revenue						
	Sales and Services		1,500				
	Expense						
	Operations and Maintenance				1,700		
	Account Total	300	1,500	0	1,700	200-	100
250091	CAREER SERVICES ATTIRE						
	Expense						
	Operations and Maintenance				1,016		
	Account Total	4,135	0	0	1,016	1,016-	3,119
250100	ACCESS & INCLUSION						
	Expense						
	Operations and Maintenance				10,000		
	Account Total	0	0	10,000	10,000	0	0
250200	STUDY ABROAD PROGRAM						
	Revenue						
	Fees		19,600				
	Expense						
	Operations and Maintenance				35,210		
	Account Total	7,971	19,600	11,302	35,210	4,308-	3,663
250300	THE PICNIC						
	Expense						
	Operations and Maintenance				10,000		
	Account Total	0	0	10,000	10,000	0	0
255015	MOSELEY DAY						
	Account Total	1,510	0	0	0	0	1,510
255020	EDUCATOR CERTIFICATES						
	Expense						
	Operations and Maintenance				5,200		
	Account Total	5,400	0	0	5,200	5,200-	200
260020	UNIVERSITY POLICE						
	Expense						
	Salaries - Non-Faculty				70,235		
	Wages				50,000		
	Benefits				23,331		
	Operations and Maintenance				64,894		
	Account Total	0	0	208,460	208,460	0	0

Printed on a Xerox 9700 Laser Printing System at the Computing Services Center / Texas A&M University

Form: URGB01 (02/05/85)

Account	Description	Beginning Balance	Revenues	Net Allocations	Expenditures	Increase (Decrease)	Ending Balance
260040	INFORMATION TECHNOLOGY						
	Expense						
	Salaries - Non-Faculty				163,583		
	Benefits				40,347		
	Operations and Maintenance				36,000		
	Account Total	0	0	239,930	239,930	0	0
260070	OPERATIONS						
	Expense						
	Operations and Maintenance				115,374		
	Account Total	0	0	131,106	115,374	15,732	15,732
260420	INSURANCE EXPENSE						
	Expense						
	Operations and Maintenance				39,003		
	Account Total	21,112	0	39,003	39,003	0	21,112
261100	STUDENT INFORMATION SYSTEM						
	Expense						
	Salaries - Non-Faculty				131,846		
	Wages				720		
	Benefits				33,154		
	Operations and Maintenance				15,350		
	Account Total	145,000	0	181,070	181,070	0	145,000
265110	UCARE PROJECTS						
	Expense						
	Operations and Maintenance				9,039		
	Account Total	9,039	0	0	9,039	9,039-	0
270010	INSTRUCTION-YR END ADJ						
	Expense						
	Wages				23,000		
	Benefits				9,251		
	Operations and Maintenance				99,497		
	Account Total	0	0	131,748	131,748	0	0
270015	RESEARCH-YR END ADJ						
	Expense						
	Wages				897		
	Benefits				203		
	Operations and Maintenance				3,395		
	Account Total	0	0	4,495	4,495	0	0

Printed on a Xerox 9700 Laser Printing System at the Computing Services Center / Texas A&M University

Form: URGB01 (02/05/85)

Account	Description	Beginning Balance	Revenues	Net Allocations	Expenditures	Increase (Decrease)	Ending Balance
270025	ACADEMIC SUPPORT-YR END ADJ						
	Expense						
	Wages				11,500		
	Benefits				4,369		
	Operations and Maintenance				48,956		
	Account Total	0	0	64,825	64,825	0	0
270030	STUDENT SERVICES-YR END ADJ						
	Expense						
	Wages				10,600		
	Benefits				3,807		
	Operations and Maintenance				44,446		
	Account Total	0	0	58,853	58,853	0	0
270035	INSTITUTIONAL SUPPORT-YR END ADJ						
	Expense						
	Wages				7,500		
	Benefits				2,699		
	Operations and Maintenance				31,465		
	Account Total	0	0	41,664	41,664	0	0
270040	OPERATIONS-YR END ADJ						
	Expense						
	Wages				4,400		
	Benefits				1,785		
	Operations and Maintenance				19,080		
	Account Total	0	0	25,265	25,265	0	0
270060	SCHOLARSHIPS-YR END ADJ						
	Expense						
	Wages				7,500		
	Benefits				4,944		
	Operations and Maintenance				38,392		
	Account Total	0	0	50,836	50,836	0	0
270600	A/R BAD DEBT EXPENSE - DESIG.						
	Expense						
	Operations and Maintenance				211,168		
	Account Total	0	0	211,168	211,168	0	0
270650	DEFERRED COMPENSATION-CEO						
	Expense						
	Wages				20,000		
	Account Total	81,510	0	0	20,000	20,000-	61,510
290010	TPEG GRANTS - RESIDENT						
	Expense						
	Scholarships				338,182		
	Account Total	0	0	338,182	338,182	0	0

Printed on a Xerox 9700 Laser Printing System at the Computing Services Center / Texas A&M University

Form: URGB01 (02/05/85)

Account	Description	Beginning Balance	Revenues	Net Allocations	Expenditures	Increase (Decrease)	Ending Balance
290020	TPEG GRANTS - NON-RESIDENT						
	Expense						
	Scholarships				14,406		
	Account Total	0	0	14,406	14,406	0	0
290030	TAMU-CT EMPLOYEE SCHOLARSHIPS						
	Expense						
	Scholarships				15,000		
	Account Total	0	0	15,000	15,000	0	0
290040	TAMU-CT EMP SPOUSE/CHILD SCHOLARSHI						
	Expense						
	Scholarships				3,000		
	Account Total	0	0	3,000	3,000	0	0
290050	WARRIOR TUITION GRANTS-UNDERGRAD						
	Expense						
	Scholarships				365,218		
	Account Total	422,941	0	365,218	365,218	0	422,941
290051	WARRIOR TUITION GRANTS - GRADUATE						
	Expense						
	Scholarships				73,820		
	Account Total	130,826	0	101,324	73,820	27,504	158,330
290060	ROTC SCHOLARSHIPS						
	Revenue						
	Gifts		5,000				
	Expense						
	Scholarships				20,000		
	Account Total	15,000	5,000	0	20,000	15,000-	0
290062	ROTC PROGRESSION CADET SCHOLARSHIP						
	Revenue						
	Gifts		8,000				
	Expense						
	Scholarships				16,000		
	Account Total	10,000	8,000	0	16,000	8,000-	2,000
290120	PRESIDENTAL NEEDS-BASED SCHOLARSHIP						
	Revenue						
	Contracts and Grant		18,464				
	Expense						
	Scholarships				15,786		
	Account Total	0	18,464	0	15,786	2,678	2,678

Printed on a Xerox 9700 Laser Printing System at the Computing Services Center / Texas A&M University

Form: URGB01 (02/05/85)

Account	Description	Beginning Balance	Revenues	Net Allocations	Expenditures	Increase (Decrease)	Ending Balance
290130	TAMU-CT COHORT SCHOLARSHIP						
	Revenue						
	Gifts		18,500				
	Expense						
	Scholarships				18,500		
	Account Total	0	18,500	0	18,500	0	0
290150	BLUE COAT AMBASSADOR SCHOLARSHIP						
	Revenue						
	Gifts		6,000				
	Expense						
	Scholarships				6,000		
	Account Total	0	6,000	0	6,000	0	0
290160	GENERAL SCHOLARSHIP FUND-BALFOUR						
	Revenue						
	Other Operating Inc		1,533				
	Account Total	10,287	1,533	0	0	1,533	11,820
290161	ALUMNI RELATIONS-BALFOUR						
	Revenue						
	Other Operating Inc		1,001				
	Account Total	7,046	1,001	0	0	1,001	8,047
290162	MARKETING-BALFOUR LICENSING						
	Revenue						
	Other Operating Inc		1,542				
	Account Total	1,605	1,542	0	0	1,542	3,147
290163	STUDENT AFFAIRS-BALFOUR LICENSING						
	Revenue						
	Other Operating Inc		1,008				
	Account Total	1,546	1,008	0	0	1,008	2,554
290170	WARRIOR CORPS INCENTIVE						
	Revenue						
	Gifts		5,000				
	Expense						
	Scholarships				5,000		
	Account Total	0	5,000	0	5,000	0	0
290180	WARRIOR CORPS MERIT SCHOLAR						
	Expense						
	Scholarships				25,000		
	Account Total	40,000	0	0	25,000	25,000-	15,000

Printed on a Xerox 9700 Laser Printing System at the Computing Services Center / Texas A&M University

Form: URGB01 (02/05/85)

Account	Description	Beginning Balance	Revenues	Net Allocations	Expenditures	Increase (Decrease)	Ending Balance
290190	TAMUCT TEXTBOOK SCHOLARSHIP						
	Revenue						
	Gifts		61,000				
	Expense						
	Scholarships				61,000		
	Account Total	0	61,000	0	61,000	0	0
290220	C.E.FIKES ENDOWED SCHOLARSHIP						
	Revenue						
	Gifts		2,500				
	Expense						
	Scholarships				2,500		
	Account Total	0	2,500	0	2,500	0	0
290350	CHET AND LEA EDWARDS SCHOLARSHIP						
	Revenue						
	Investment Income		29				
	Expense						
	Scholarships				100		
	Account Total	248	29	0	100	71-	177
290360	SCH OF BUSINESS - ACAD SCHOLARSHIP						
	Revenue						
	Gifts		30,000				
	Expense						
	Scholarships				30,000		
	Account Total	0	30,000	0	30,000	0	0
290370	SCH OF ARTS/SCI ACAD SCHOLARSHIP						
	Revenue						
	Gifts		30,000				
	Expense						
	Scholarships				28,000		
	Account Total	0	30,000	0	28,000	2,000	2,000
290380	SCH OF EDU/PSYCH ACAD SCHOLARSHIP						
	Revenue						
	Gifts		30,000				
	Expense						
	Scholarships				27,650		
	Account Total	0	30,000	0	27,650	2,350	2,350
290390	LIFE'S NEXT CHAPTER SCHOLARSHIP						
	Revenue						
	Gifts		33,000				
	Expense						
	Scholarships				28,000		
	Account Total	0	33,000	0	28,000	5,000	5,000

Printed on a Xerox 9700 Laser Printing System at the Computing Services Center / Texas A&M University

Form: URGB01 (02/05/85)

Account	Description	Beginning Balance	Revenues	Net Allocations	Expenditures	Increase (Decrease)	Ending Balance
290400	MILITARY SERVICE SCHOLARSHIP						
	Revenue						
	Gifts		27,200				
	Expense						
	Scholarships				25,600		
	Account Total	0	27,200	0	25,600	1,600	1,600
290410	ACHIEVE SCHOLARSHIP-LOCAL						
	Revenue						
	Gifts		128,800				
	Expense						
	Scholarships				112,560		
	Account Total	0	128,800	0	112,560	16,240	16,240
290430	YELLOW RIBBON SCHOLARSHIP						
	Revenue						
	Gifts		4,000				
	Expense						
	Scholarships				2,000		
	Account Total	0	4,000	0	2,000	2,000	2,000
290440	GROW YOUR OWN SCHOLARSHIP						
	Revenue						
	Gifts		4,000				
	Expense						
	Scholarships				2,000		
	Account Total	0	4,000	0	2,000	2,000	2,000
290450	B-ON-TIME SCHOLARSHIP						
	Expense						
	Scholarships				118,167		
	Account Total	18,326	0	118,167	118,167	0	18,326
290460	LOTTE VERNON ACCT SCHOLARSHIP						
	Revenue						
	Gifts		1,000				
	Expense						
	Scholarships				1,000		
	Account Total	0	1,000	0	1,000	0	0
290470	THE KNIGHT SCHOLARSHIP						
	Revenue						
	Gifts		1,500				
	Expense						
	Scholarships				1,500		
	Account Total	0	1,500	0	1,500	0	0

Printed on a Xerox 9700 Laser Printing System at the Computing Services Center / Texas A&M University

Form: URGB01 (02/05/85)

Account	Description	Beginning Balance	Revenues	Net Allocations	Expenditures	Increase (Decrease)	Ending Balance
290480	STEPHEN & MARY HANIK SCHOLARSHIP						
	Revenue						
	Gifts		1,000				
	Expense						
	Operations and Maintenance				1,000		
	Account Total	0	1,000	0	1,000	0	0
290490	REMOVING EDUCATIONAL BARRIERS SCH						
	Revenue						
	Contracts and Grant		10,000				
	Expense						
	Scholarships				10,000		
	Account Total	0	10,000	0	10,000	0	0
290500	GENERALS PROMISE SCHOLARSHIP						
	Revenue						
	Gifts		2,500				
	Expense						
	Scholarships				2,500		
	Account Total	0	2,500	0	2,500	0	0
295100	PUF-FACILITIES						
	Account Total	1,128,522	0	0	0	0	1,128,522
298105	TUITION DISCOUNTS & ALLOWANCES						
	Expense						
	Scholarship Discounts				1,034,011-		
	Account Total	0	0	0	1,034,011-	1,034,011	1,034,011
299000	LOCAL RESERVE-UNEXPENDED BALANCE						
	Account Total	7,024,929	0	0	0	0	7,024,929

Printed on a Xerox 9700 Laser Printing System at the Computing Services Center / Texas A&M University

Form: URGB01 (02/05/85)

Account	Description	Beginning Balance	Revenues	Net Allocations	Expenditures	Increase (Decrease)	Ending Balance
Designated Funds - Board Approved							
	Revenue						
	Tuition - Designate		6,115,079				
	Discounts and Allow		917,262-				
	Fees		6,280,095				
	Discounts and Allow		817,840-				
	Exemptions		996,983				
	Contracts and Grant		57,464				
	Gifts		402,000				
	Sales and Services		169,906				
	Investment Income		275,836				
	Other Operating Inc		26,800				
	Expense						
	Salaries - Faculty				2,318,709		
	Salaries - Non-Faculty				4,338,361		
	Wages				363,557		
	Benefits				1,717,193		
	Scholarships				2,365,472		
	Scholarship Discounts				1,034,011-		
	Operations and Maintenance				3,562,282		
	Equipment (Capitalized)				99,686		
	Grand Total	12,323,363	12,589,061	437,532	13,731,249	704,656-	11,618,707

Printed on a Xerox 9700 Laser Printing System at the Computing Services Center / Texas A&M University

Form: URGB01 (02/05/85)

Account	Description	Beginning Balance	Revenues	Net Allocations	Expenditures	Increase (Decrease)	Ending Balance

****
* *
* BLANK PAGE *
* *
****

Printed on a Xerox 9700 Laser Printing System at the Computing Services Center / Texas A&M University

Form: URGB01 (02/05/85)

Account	Description	Beginning Balance	Revenues	Net Allocations	Expenditures	Increase (Decrease)	Ending Balance
280100	SERV DEPT-UNEMPLOYMENT COMP INSURAN						
	Revenue						
	Sales and Services		13,302				
	Expense						
	Benefits				9,612		
	Account Total	21,287	13,302	0	9,612	3,690	24,977
280150	SERV DEPT-LUMP SUM RESERVE						
	Revenue						
	Sales and Services		16,440				
	Expense						
	Wages				35,283		
	Benefits				2,987		
	Account Total	318,021	16,440	0	38,270	21,830-	296,191
280200	SERV DEPT-TELECOMMUNICATIONS						
	Revenue						
	Sales and Services		132,017				
	Expense						
	Salaries - Non-Faculty				40,886		
	Wages				720		
	Benefits				7,923		
	Operations and Maintenance				94,042		
	Account Total	36,218	132,017	0	143,571	11,554-	24,664

Printed on a Xerox 9700 Laser Printing System at the Computing Services Center / Texas A&M University

Form: URGB01 (02/05/85)

Account	Description	Beginning Balance	Revenues	Net Allocations	Expenditures	Increase (Decrease)	Ending Balance
Designated Service Departments - Board Approved							
	Revenue						
	Sales and Services		161,759				
	Expense						
	Salaries - Non-Faculty				40,886		
	Wages				36,003		
	Benefits				20,522		
	Operations and Maintenance				94,042		
	Grand Total	375,526	161,759	0	191,453	29,694-	345,832

Printed on a Xerox 9700 Laser Printing System at the Computing Services Center / Texas A&M University

Form: URGB01 (02/05/85)

Account	Description	Beginning Balance	Revenues	Net Allocations	Expenditures	Increase (Decrease)	Ending Balance
301020	PARKING FACILITIES-OPERATIONS						
	Revenue						
	Sales and Services		126,480				
	Expense						
	Salaries - Non-Faculty				156,926		
	Benefits				31,002		
	Operations and Maintenance				8,000		
	Account Total	198,317	126,480	0	195,928	69,448-	128,869
301305	REVENUE EXEMPTIONS						
	Revenue						
	Exemptions		8,276				
	Expense						
	Scholarships				8,276		
	Account Total	0	8,276	0	8,276	0	0

Printed on a Xerox 9700 Laser Printing System at the Computing Services Center / Texas A&M University

Form: URGB01 (02/05/85)

Account	Description	Beginning Balance	Revenues	Net Allocations	Expenditures	Increase (Decrease)	Ending Balance
Auxiliary Enterprises - Board Approved							
	Revenue						
	Exemptions		8,276				
	Sales and Services		126,480				
	Expense						
	Salaries - Non-Faculty				156,926		
	Benefits				31,002		
	Scholarships				8,276		
	Operations and Maintenance				8,000		
	Grand Total	198,317	134,756	0	204,204	69,448-	128,869

Printed on a Xerox 9700 Laser Printing System at the Computing Services Center / Texas A&M University

Form: URGB01 (02/05/85)

Account	Description	Beginning Balance	Revenues	Net Allocations	Expenditures	Increase (Decrease)	Ending Balance
401210	WARRIOR RUGBY ATHLETIC SCHOLARSHIP						
	Expense						
	Scholarships				3,000		
	Account Total	8,500	0	0	3,000	3,000-	5,500
403000	TEXAS PIONEER FOUNDATION GRANT						
	Account Total	1,096	0	0	0	0	1,096
403100	GREATER TX FOUNDATION SCHOLARSHIPS						
	Account Total	2,000	0	0	0	0	2,000
403200	MARCIS & ASSOCIATES SCHOLARSHIPS						
	Revenue						
	Gifts		2,500				
	Expense						
	Scholarships				2,000		
	Account Total	10,500	2,500	0	2,000	500	11,000
403400	PHI THETA KAPPA SCHOLARSHIP						
	Revenue						
	Gifts		15,000				
	Expense						
	Scholarships				8,000		
	Account Total	0	15,000	0	8,000	7,000	7,000
404000	FEDERAL FUNDS WORKSTUDY - EOP						
	Revenue						
	Contracts and Grant		121,000				
	Expense						
	Wages				117,886		
	Benefits				3,114		
	Account Total	0	121,000	0	121,000	0	0
405000	VA CERTIFICATION-DEPT OF VA						
	Revenue						
	Other Operating Inc		9,700				
	Expense						
	Operations and Maintenance				8,819		
	Account Total	4,480	9,700	0	8,819	881	5,361
405100	PELL GRANT ADMINISTRATION						
	Revenue						
	Other Operating Inc		7,150				
	Expense						
	Salaries - Non-Faculty				4,904		
	Benefits				842		
	Operations and Maintenance				2,535		
	Account Total	1,218	7,150	0	8,281	1,131-	87

Printed on a Xerox 9700 Laser Printing System at the Computing Services Center / Texas A&M University

Form: URGB01 (02/05/85)

Account	Description	Beginning Balance	Revenues	Net Allocations	Expenditures	Increase (Decrease)	Ending Balance
450050	KISD SECONDARY MATH CONTRACT						
	Revenue						
	Contracts and Grant		7,500				
	Expense						
	Salaries - Non-Faculty				9,000		
	Benefits				1,044		
	Operations and Maintenance				3,174		
	Account Total	10,751	7,500	0	13,218	5,718-	5,033
450060	PREDICTORS OF STUDENT SUCCESS GRANT						
	Expense						
	Operations and Maintenance				3,598		
	Account Total	3,598	0	0	3,598	3,598-	0
450090	TX STATE LIBRARY & ARCHIVES GRANT						
	Expense						
	Salaries - Faculty				22,547		
	Account Total	0	0	0	22,547	22,547-	22,547-
450101	NSF-SOLAR-STUDIES WEEKLY						
	Account Total	48,000	0	30,000-	0	30,000-	18,000
450102	NSF-SOLAR-KEDC						
	Account Total	40,000	0	25,944-	0	25,944-	14,056
450103	NSF-SOLAR-JEOL						
	Expense						
	Salaries - Non-Faculty				42,000		
	Benefits				13,429		
	Account Total	39,624	0	15,805	55,429	39,624-	0
450104	NSF SOLAR - HORIBA						
	Expense						
	Salaries - Non-Faculty				12,000		
	Benefits				1,216		
	Operations and Maintenance				6,784		
	Account Total	20,000	0	0	20,000	20,000-	0
450105	NSF SOLAR - TAMUS1						
	Expense						
	Operations and Maintenance				21,083		
	Account Total	40,000	0	59,805-	21,083	80,888-	40,888-
450106	NSF SOLAR - TAMUS2						
	Expense						
	Salaries - Non-Faculty				10,500		
	Benefits				2,051		
	Operations and Maintenance				29,449		
	Account Total	50,000	0	0	42,000	42,000-	8,000

Printed on a Xerox 9700 Laser Printing System at the Computing Services Center / Texas A&M University

Form: URGB01 (02/05/85)

Account	Description	Beginning Balance	Revenues	Net Allocations	Expenditures	Increase (Decrease)	Ending Balance
450110	CRI-SOLAR PROJECTS						
	Account Total	27,458	0	0	0	0	27,458
450120	TITLE IV-E STIPENDS - DFPS						
	Revenue						
	Contracts and Grant		114,371				
	Expense						
	Salaries - Faculty				48,000		
	Benefits				8,601		
	Operations and Maintenance				57,770		
	Account Total	0	114,371	0	114,371	0	0
600100	PAVER SCHOLARSHIP PROJECT						
	Revenue						
	Gifts		1,500				
	Expense						
	Operations and Maintenance				2,365		
	Account Total	5,000	1,500	0	2,365	865-	4,135
600510	EDUCATION OPPORTUNITY GRANTS						
	Revenue						
	Contracts and Grant		93,000				
	Expense						
	Scholarships				93,000		
	Account Total	0	93,000	0	93,000	0	0
600550	PELL GRANT PROGRAM						
	Revenue						
	Student Financial A		4,108,965				
	Expense						
	Scholarships				4,108,965		
	Account Total	0	4,108,965	0	4,108,965	0	0
600560	MARY YEAMAN MEMORIAL SCHOLARSHIP FD						
	Revenue						
	Investment Income		379				
	Account Total	1,836	379	0	0	379	2,215
600570	BOB & KARIN ALLEMAN ENDOWED SCHOLAR						
	Revenue						
	Investment Income		535				
	Expense						
	Scholarships				500		
	Account Total	2,116	535	0	500	35	2,151

Printed on a Xerox 9700 Laser Printing System at the Computing Services Center / Texas A&M University

Form: URGB01 (02/05/85)

Account	Description	Beginning Balance	Revenues	Net Allocations	Expenditures	Increase (Decrease)	Ending Balance
601130	B. M. BECK ENDOWED SCHOLARSHIP FUND						
	Revenue						
	Investment Income		16,154				
	Expense						
	Scholarships				20,000		
	Account Total	39,096	16,154	0	20,000	3,846-	35,250
601830	JOHN AND ELIZABETH CHEATHAM ENDOWME						
	Revenue						
	Investment Income		542				
	Expense						
	Scholarships				500		
	Account Total	1,763	542	0	500	42	1,805
603170	CHET & LEA EDWARDS ENDOWED SCHOLARS						
	Revenue						
	Investment Income		324				
	Expense						
	Scholarships				300		
	Account Total	1,361	324	0	300	24	1,385
603180	STREIGHTIFF ARMY ROTC ENDOW SCHOLAR						
	Revenue						
	Investment Income		549				
	Expense						
	Scholarships				500		
	Account Total	3,150	549	0	500	49	3,199
604160	THE FOUR WINDS GENERAL ENDOW SCHOLA						
	Revenue						
	Investment Income		465				
	Expense						
	Scholarships				500		
	Account Total	1,168	465	0	500	35-	1,133
604170	FOUR WINDS INTERTRIBAL SOCIETY SCHO						
	Revenue						
	Investment Income		1,576				
	Expense						
	Scholarships				1,500		
	Account Total	10,303	1,576	0	1,500	76	10,379
604180	FOUR WINDS INTERTRIBAL SOC WARRIORS						
	Revenue						
	Investment Income		241				
	Expense						
	Scholarships				250		
	Account Total	2,008	241	0	250	9-	1,999

Printed on a Xerox 9700 Laser Printing System at the Computing Services Center / Texas A&M University

Form: URGB01 (02/05/85)

Account	Description	Beginning Balance	Revenues	Net Allocations	Expenditures	Increase (Decrease)	Ending Balance
604320	FRIENDS OF TAMUCT ENDOWED SCHOLARSH						
	Revenue						
	Investment Income		401				
	Expense						
	Scholarships				500		
	Account Total	1,301	401	0	500	99-	1,202
604760	GREATER TX FOUNDATION SCHOLARSHIP						
	Revenue						
	Investment Income		2,599				
	Expense						
	Scholarships				1,500		
	Account Total	4,605	2,599	0	1,500	1,099	5,704
605680	THE FARM CREDIT COLL OF BUS SCHOLAR						
	Revenue						
	Gifts		5,000				
	Expense						
	Scholarships				3,500		
	Account Total	1,500	5,000	0	3,500	1,500	3,000
605690	SUBHANI FOUNDATION SCHOLARSHIP						
	Revenue						
	Gifts		2,500				
	Expense						
	Scholarships				2,500		
	Account Total	0	2,500	0	2,500	0	0
605700	MBA COHORT SCHOLARSHIP						
	Revenue						
	Gifts		700				
	Expense						
	Scholarships				1,000		
	Account Total	1,675	700	0	1,000	300-	1,375
606460	FRANK & SUE MAYBORN SCHOLARSHIP						
	Revenue						
	Investment Income		2,509				
	Expense						
	Scholarships				3,500		
	Account Total	8,084	2,509	0	3,500	991-	7,093
607130	TOLLY & FLORENCE MOORE ENDOWED SCHO						
	Revenue						
	Investment Income		1,909				
	Expense						
	Scholarships				2,000		
	Account Total	5,010	1,909	0	2,000	91-	4,919

Printed on a Xerox 9700 Laser Printing System at the Computing Services Center / Texas A&M University

Form: URGB01 (02/05/85)

Account	Description	Beginning Balance	Revenues	Net Allocations	Expenditures	Increase (Decrease)	Ending Balance
607180	HAL MYRAH MEMORIAL SCHOLARSHIP FUND						
	Revenue						
	Investment Income		570				
	Expense						
	Scholarships				500		
	Account Total	1,809	570	0	500	70	1,879
609240	LT. GENERAL H.S. TAYLOR SCHOLARSHIP						
	Revenue						
	Investment Income		12,142				
	Expense						
	Scholarships				25,000		
	Account Total	29,639	12,142	0	25,000	12,858-	16,781
609250	VA CENTER-CONNELL ENDOWED OPERATION						
	Revenue						
	Investment Income		2,378				
	Expense						
	Operations and Maintenance				4,213		
	Account Total	9,611	2,378	0	4,213	1,835-	7,776
620000	TUITION DISCOUNTS AND ALLOWANCES						
	Expense						
	Scholarship Discounts				907,479-		
	Account Total	0	0	0	907,479-	907,479	907,479

Printed on a Xerox 9700 Laser Printing System at the Computing Services Center / Texas A&M University

Form: URGB01 (02/05/85)

Account	Description	Beginning Balance	Revenues	Net Allocations	Expenditures	Increase (Decrease)	Ending Balance
Restricted Funds - Board Approved							
	Revenue						
	Contracts and Grant		335,871				
	Student Financial A		4,108,965				
	Gifts		27,200				
	Investment Income		43,273				
	Other Operating Inc		16,850				
	Expense						
	Salaries - Faculty				70,547		
	Salaries - Non-Faculty				78,404		
	Wages				117,886		
	Benefits				30,297		
	Scholarships				4,279,015		
	Scholarship Discounts				907,479-		
	Operations and Maintenance				139,790		
	Grand Total	438,260	4,532,159	99,944-	3,808,460	623,755	1,062,015

Printed on a Xerox 9700 Laser Printing System at the Computing Services Center / Texas A&M University

Form: URGB01 (02/05/85)

Account	Description	Beginning Balance	Revenues	Net Allocations	Expenditures	Increase (Decrease)	Ending Balance

****
* *
* BLANK PAGE *
* *
****

Printed on a Xerox 9700 Laser Printing System at the Computing Services Center / Texas A&M University

Form: URGB01 (02/05/85)

Account	Description	Beginning Balance	Revenues	Net Allocations	Expenditures	Increase (Decrease)	Ending Balance

This section not used.

Printed on a Xerox 9700 Laser Printing System at the Computing Services Center / Texas A&M University

Form: URGB01 (02/05/85)

Account	Description	Beginning Balance	Revenues	Net Allocations	Expenditures	Increase (Decrease)	Ending Balance

****
* *
* BLANK PAGE *
* *
****

Printed on a Xerox 9700 Laser Printing System at the Computing Services Center / Texas A&M University

Form: URGB01 (02/05/85)

CC	Account	Transaction Description	Offset CC	Offset Account	Amount	Actual Entry From CC	Actual Entry From Account	Actual Entry To CC	Actual Entry To Account	Feed	Mand
24	010010	STATE APPROPRIATION-GENERAL REVENUE									
		FUND BUDGET	24	010011	61,298.00	24	010011	24	100131	Y	
		FUND BUDGET	24	010980	212,672.00	24	010980	24	100110	Y	
		TRANSFER TO GENERAL REVENUE	24	010980	19,043,375.00-	24	100010	24	010980	Y	
		FUND BUDGET	24	010980	35,849.00	24	010980	24	100113	Y	
		FUND BUDGET	24	010980	24,840.00	24	010980	24	100125	Y	
		FUND BUDGET	24	010980	28,682.00	24	010980	24	100134	Y	
		FUND BUDGET	24	010980	813,152.00	24	010980	24	100131	Y	
		FUND BUDGET	24	010980	166,754.00	24	010980	24	100132	Y	
		FUND BUDGET	24	010980	258,472.00	24	010980	24	100130	Y	
		FUND BUDGET	24	010980	36,947.00	24	010980	24	100133	Y	
		FUND BUDGET	24	010980	101,734.00	24	010980	24	100135	Y	
		FUND BUDGET	24	010980	21,030.00	24	010980	24	100122	Y	
		FUND BUDGET	24	010980	94,483.00	24	010980	24	100112	Y	
		FUND BUDGET	24	010980	9,428.00	24	010980	24	100123	Y	
		FUND BUDGET	24	010980	26,456.00	24	010980	24	100114	Y	
		FUND BUDGET	24	010980	110,966.00	24	010980	24	100121	Y	
		FUND BUDGET	24	010980	649,027.00	24	010980	24	100111	Y	
		FUND BUDGET	24	010980	7,820.00	24	010980	24	100124	Y	
		FUND BUDGET	24	010980	113,922.00	24	010980	24	100115	Y	
		FUND BUDGET	24	010980	29,831.00	24	010980	24	100120	Y	
		FUND BUDGET	24	018000	11,946.00	24	180000	24	100115	Y	
		FUND BUDGET	24	018000	9,132.00	24	180000	24	100112	Y	
		FUND BUDGET	24	018000	37,514.00	24	180000	24	100111	Y	
		** Decrease in Fund Balance **			16,181,420.00-						
24	010011	E&G-SALARY RELATED BENEFITS									
		FUND BUDGET	24	010010	61,298.00-	24	010011	24	100131	Y	
		** Decrease in Fund Balance **			61,298.00-						
24	010020	STATE TUITION									
		TRANSFER TO GENERAL REVENUE	24	010980	1,889,494.57-	24	100201	24	010980	Y	
		TRANSFER TO GENERAL REVENUE	24	010980	800.00-	24	100220	24	010980	Y	
		TRANSFER TO GENERAL REVENUE	24	010980	219,500.86-	24	100206	24	010980	Y	
		TRANSFER TO GENERAL REVENUE	24	010980	52,242.05-	24	100204	24	010980	Y	
		TRANSFER TO GENERAL REVENUE	24	010980	525,307.16-	24	100202	24	010980	Y	
		TRANFER TPEG RES GRANT	24	029001	338,182.00-	24	100201	24	290010	Y	
		TRANSFER TPEG NON-RES GRANT	24	029002	14,406.00-	24	100202	24	290020	Y	
		TRANSFER TPEG TO RES LOAN	24	070080	37,576.00-	24	100201	24	070080	Y	
		TRANSFER TPEG TO NON-RES LOAN	24	070085	1,600.00-	24	100202	24	070085	Y	
		** Decrease in Fund Balance **			3,079,108.64-						
24	010040	OTHER E&G INCOME									
		TRANSFER TO GENERAL REVENUE	24	010980	23,566.00-	24	100401	24	010980	Y	
		** Decrease in Fund Balance **			23,566.00-						
24	010200	A/R-STUDENT RECEIVABLES-YR END ADJ									
		FUND BUDGET	24	010980	12,787.00	24	010980	24	112000	Y	
		** Increase in Fund Balance **			12,787.00						

Printed on a Xerox 9700 Laser Printing System at the Computing Services Center / Texas A&M University

Form: URGB01 (02/05/85)

CC	Account	Transaction Description	- Offset - CC	Account	Amount	-------- Actual Entry --------- ---- From ----- CC	Account	----- To ------ CC	Account	Feed	Mand
24	010980	UNAPPROPRIATED INCOME									
		FUND BUDGET	24	010010	813,152.00-	24	010980	24	100131	Y	
		FUND BUDGET	24	010010	166,754.00-	24	010980	24	100132	Y	
		FUND BUDGET	24	010010	258,472.00-	24	010980	24	100130	Y	
		FUND BUDGET	24	010010	36,947.00-	24	010980	24	100133	Y	
		FUND BUDGET	24	010010	101,734.00-	24	010980	24	100135	Y	
		FUND BUDGET	24	010010	24,840.00-	24	010980	24	100125	Y	
		FUND BUDGET	24	010010	28,682.00-	24	010980	24	100134	Y	
		FUND BUDGET	24	010010	94,483.00-	24	010980	24	100112	Y	
		FUND BUDGET	24	010010	9,428.00-	24	010980	24	100123	Y	
		FUND BUDGET	24	010010	26,456.00-	24	010980	24	100114	Y	
		FUND BUDGET	24	010010	110,966.00-	24	010980	24	100121	Y	
		FUND BUDGET	24	010010	35,849.00-	24	010980	24	100113	Y	
		FUND BUDGET	24	010010	21,030.00-	24	010980	24	100122	Y	
		FUND BUDGET	24	010010	649,027.00-	24	010980	24	100111	Y	
		FUND BUDGET	24	010010	7,820.00-	24	010980	24	100124	Y	
		FUND BUDGET	24	010010	113,922.00-	24	010980	24	100115	Y	
		FUND BUDGET	24	010010	29,831.00-	24	010980	24	100120	Y	
		FUND BUDGET	24	010010	212,672.00-	24	010980	24	100110	Y	
		TRANSFER TO GENERAL REVENUE	24	010010	19,043,375.00	24	100010	24	010980	Y	
		TRANSFER TO GENERAL REVENUE	24	010020	525,307.16	24	100202	24	010980	Y	
		TRANSFER TO GENERAL REVENUE	24	010020	800.00	24	100220	24	010980	Y	
		TRANSFER TO GENERAL REVENUE	24	010020	52,242.05	24	100204	24	010980	Y	
		TRANSFER TO GENERAL REVENUE	24	010020	1,889,494.57	24	100201	24	010980	Y	
		TRANSFER TO GENERAL REVENUE	24	010020	219,500.86	24	100206	24	010980	Y	
		TRANSFER TO GENERAL REVENUE	24	010040	23,566.00	24	100401	24	010980	Y	
		FUND BUDGET	24	010200	12,787.00-	24	010980	24	112000	Y	
		FUND BUDGET	24	012000	254,069.00-	24	010980	24	120010	Y	
		FUND BUDGET	24	012000	112,280.00-	24	010980	24	120115	Y	
		FUND BUDGET	24	012000	51,930.00-	24	010980	24	120240	Y	
		FUND BUDGET	24	012000	101,476.00-	24	010980	24	120105	Y	
		FUND BUDGET	24	012000	35,668.00-	24	010980	24	120300	Y	
		FUND BUDGET	24	012000	10,000.00-	24	010980	24	120125	Y	
		FUND BUDGET	24	012000	183,313.00-	24	010980	24	120220	Y	
		FUND BUDGET	24	012000	251,706.00-	24	010980	24	120100	Y	
		FUND BUDGET	24	012000	150.00-	24	010980	24	120400	Y	
		FUND BUDGET	24	012000	306,762.00-	24	010980	24	120200	Y	
		FUND BUDGET	24	012000	70,454.00-	24	010980	24	120215	Y	
		FUND BUDGET	24	012000	265,736.00-	24	010980	24	120015	Y	
		FUND BUDGET	24	012000	94,320.00-	24	010980	24	120020	Y	
		FUND BUDGET	24	012100	158,827.00-	24	010980	24	121000	Y	
		FUND BUDGET	24	012110	44,864.00-	24	010980	24	121100	Y	
		FUND BUDGET	24	013100	1,542,777.00-	24	010980	24	131000	Y	
		FUND BUDGET	24	013200	1,023,807.00-	24	010980	24	132000	Y	
		FUND BUDGET	24	013300	1,117,365.00-	24	010980	24	133000	Y	
		FUND BUDGET	24	014000	298,987.00-	24	010980	24	140210	Y	
		FUND BUDGET	24	014000	216,257.00-	24	010980	24	140200	Y	

Printed on a Xerox 9700 Laser Printing System at the Computing Services Center / Texas A&M University

Form: URGB01 (02/05/85)

CC	Account	Transaction Description	- Offset - CC	Account	Amount	Actual Entry From CC	Account	To CC	Account	Feed	Mand
24	010980	UNAPPROPRIATED INCOME									
		FUND BUDGET	24	014000	47,056.00-	24	010980	24	140050	Y	
		FUND BUDGET	24	014000	182,296.00-	24	010980	24	140220	Y	
		FUND BUDGET	24	014000	90,951.00-	24	010980	24	140100	Y	
		FUND BUDGET	24	015010	233,690.00-	24	010980	24	150200	Y	
		FUND BUDGET	24	015010	69,229.00-	24	010980	24	150300	Y	
		FUND BUDGET	24	015010	63,000.00-	24	010980	24	150610	Y	
		FUND BUDGET	24	015010	1,179,483.00-	24	010980	24	150700	Y	
		FUND BUDGET	24	016000	197,206.00-	24	010980	24	160200	Y	
		FUND BUDGET	24	016000	547,652.00-	24	010980	24	160300	Y	
		FUND BUDGET	24	016000	559,207.00-	24	010980	24	160100	Y	
		FUND BUDGET	24	016000	448,476.00-	24	010980	24	160500	Y	
		FUND BUDGET	24	018000	4,634,790.00-	24	010980	24	180000	Y	
		TRB DEBT TRANSFER	24	019600	4,536,134.00-	24	010980	24	019600	Y	Y
		** Increase in Fund Balance **			69,515.64						
24	011000	NACUBO FUNCTION-YR END ADJ									
		FUND BUDGET	24	018000	46,267.00	24	180000	24	110030	Y	
		FUND BUDGET	24	018000	39,966.00	24	180000	24	110060	Y	
		FUND BUDGET	24	018000	19,861.00	24	180000	24	110040	Y	
		FUND BUDGET	24	018000	32,753.00	24	180000	24	110035	Y	
		FUND BUDGET	24	018000	3,533.00	24	180000	24	110015	Y	
		FUND BUDGET	24	018000	50,962.00	24	180000	24	110025	Y	
		FUND BUDGET	24	018000	103,573.00	24	180000	24	110010	Y	
		** Increase in Fund Balance **			296,915.00						
24	012000	INSTITUTIONAL SUPPORT									
		FUND BUDGET	24	010980	112,280.00	24	010980	24	120115	Y	
		FUND BUDGET	24	010980	51,930.00	24	010980	24	120240	Y	
		FUND BUDGET	24	010980	101,476.00	24	010980	24	120105	Y	
		FUND BUDGET	24	010980	35,668.00	24	010980	24	120300	Y	
		FUND BUDGET	24	010980	10,000.00	24	010980	24	120125	Y	
		FUND BUDGET	24	010980	183,313.00	24	010980	24	120220	Y	
		FUND BUDGET	24	010980	251,706.00	24	010980	24	120100	Y	
		FUND BUDGET	24	010980	150.00	24	010980	24	120400	Y	
		FUND BUDGET	24	010980	306,762.00	24	010980	24	120200	Y	
		FUND BUDGET	24	010980	70,454.00	24	010980	24	120215	Y	
		FUND BUDGET	24	010980	94,320.00	24	010980	24	120020	Y	
		FUND BUDGET	24	010980	254,069.00	24	010980	24	120010	Y	
		FUND BUDGET	24	010980	265,736.00	24	010980	24	120015	Y	
		** Increase in Fund Balance **			1,737,864.00						
24	012100	SYSTEM MANAGED SERVICES									
		FUND BUDGET	24	010980	158,827.00	24	010980	24	121000	Y	
		** Increase in Fund Balance **			158,827.00						
24	012110	TAMU SHARED SERVICES									
		FUND BUDGET	24	010980	44,864.00	24	010980	24	121100	Y	

Printed on a Xerox 9700 Laser Printing System at the Computing Services Center / Texas A&M University

Form: URGB01 (02/05/85)

CC	Account	Transaction Description	- Offset - CC	Account	Amount	Actual Entry From CC	From Account	To CC	To Account	Feed	Mand
24	012110	TAMU SHARED SERVICES									
		FUND BUDGET	24	018000	22,722.00	24	182005	24	121100	Y	
		** Increase in Fund Balance **			67,586.00						
24	013100	FACULTY SALARIES POOL - COBA									
		FUND BUDGET	24	010980	1,542,777.00	24	010980	24	131000	Y	
		** Increase in Fund Balance **			1,542,777.00						
24	013200	FACULTY SALARIES POOL - CAS									
		FUND BUDGET	24	010980	1,023,807.00	24	010980	24	132000	Y	
		** Increase in Fund Balance **			1,023,807.00						
24	013300	FACULTY SALARIES POOL - COE									
		FUND BUDGET	24	010980	1,117,365.00	24	010980	24	133000	Y	
		** Increase in Fund Balance **			1,117,365.00						
24	014000	ACADEMIC SUPPORT									
		FUND BUDGET	24	010980	182,296.00	24	010980	24	140220	Y	
		FUND BUDGET	24	010980	216,257.00	24	010980	24	140200	Y	
		FUND BUDGET	24	010980	298,987.00	24	010980	24	140210	Y	
		FUND BUDGET	24	010980	90,951.00	24	010980	24	140100	Y	
		FUND BUDGET	24	010980	47,056.00	24	010980	24	140050	Y	
		** Increase in Fund Balance **			835,547.00						
24	015010	STUDENT SERVICES									
		FUND BUDGET	24	010980	69,229.00	24	010980	24	150300	Y	
		FUND BUDGET	24	010980	63,000.00	24	010980	24	150610	Y	
		FUND BUDGET	24	010980	1,179,483.00	24	010980	24	150700	Y	
		FUND BUDGET	24	010980	233,690.00	24	010980	24	150200	Y	
		** Increase in Fund Balance **			1,545,402.00						
24	016000	OPERATION AND MAINTENANCE OF PLANT									
		FUND BUDGET	24	010980	559,207.00	24	010980	24	160100	Y	
		FUND BUDGET	24	010980	448,476.00	24	010980	24	160500	Y	
		FUND BUDGET	24	010980	197,206.00	24	010980	24	160200	Y	
		FUND BUDGET	24	010980	547,652.00	24	010980	24	160300	Y	
		** Increase in Fund Balance **			1,752,541.00						
24	018000	SPECIAL ITEMS									
		FUND BUDGET	24	010010	37,514.00-	24	180000	24	100111	Y	
		FUND BUDGET	24	010010	9,132.00-	24	180000	24	100112	Y	
		FUND BUDGET	24	010010	11,946.00-	24	180000	24	100115	Y	
		FUND BUDGET	24	010980	4,634,790.00	24	010980	24	180000	Y	
		FUND BUDGET	24	011000	50,962.00-	24	180000	24	110025	Y	
		FUND BUDGET	24	011000	39,966.00-	24	180000	24	110060	Y	
		FUND BUDGET	24	011000	19,861.00-	24	180000	24	110040	Y	
		FUND BUDGET	24	011000	32,753.00-	24	180000	24	110035	Y	

Printed on a Xerox 9700 Laser Printing System at the Computing Services Center / Texas A&M University

Form: URGB01 (02/05/85)

CC	Account	Transaction Description	- Offset - CC	Offset - Account	Amount	-------- Actual Entry --------- From ----- CC	From ----- Account	----- To ------ CC	To ------ Account	Feed	Mand
24	018000	SPECIAL ITEMS									
		FUND BUDGET	24	011000	46,267.00-	24	180000	24	110030	Y	
		FUND BUDGET	24	011000	3,533.00-	24	180000	24	110015	Y	
		FUND BUDGET	24	011000	103,573.00-	24	180000	24	110010	Y	
		FUND BUDGET	24	012110	22,722.00-	24	182005	24	121100	Y	
		FUND BUDGET	24	018010	1,281,720.00-	24	180000	24	180100	Y	
		FUND BUDGET	24	018020	579,205.00-	24	180000	24	180200	Y	
		FUND BUDGET	24	018030	293,641.00-	24	180000	24	180300	Y	
		** Increase in Fund Balance **			2,101,995.00						
24	018010	FACULTY SALARIES POOL-SPEC IT-COBA									
		FUND BUDGET	24	018000	1,281,720.00	24	180000	24	180100	Y	
		** Increase in Fund Balance **			1,281,720.00						
24	018020	FACULTY SALARIES POOL-SPEC ITEM-CAS									
		FUND BUDGET	24	018000	579,205.00	24	180000	24	180200	Y	
		** Increase in Fund Balance **			579,205.00						
24	018030	FACULTY SALARIES POOL-SPEC ITEM-COE									
		FUND BUDGET	24	018000	293,641.00	24	180000	24	180300	Y	
		** Increase in Fund Balance **			293,641.00						
24	019600	RETIREMENT OF INDEBTEDNESS									
		TRB DEBT TRANSFER	24	010980	4,536,134.00	24	010980	24	019600	Y	Y
		TRB-TAMUCT-DEBT SERVICE	01	011212	4,536,134.00-	24	019600	01	011212	N	Y
		** Decrease in Fund Balance **			0.00						
24	020010	DESIGNATED TUITION									
		TRANSFER TO FUND BUDGET	24	020921	29,312.00-	24	200010	24	209210	Y	
		TRANSFER TO FUND BUDGET	24	020923	51,227.00-	24	200010	24	209230	Y	
		TRANSFER TO FUND BUDGET	24	022000	392,940.00-	24	200010	24	220100	Y	
		TRANSFER TO FUND BUDGET	24	022000	16,547.00-	24	200010	24	220505	Y	
		TRANSFER TO FUND BUDGET	24	022000	5,000.00-	24	200010	24	220560	Y	
		TRANSFER TO FUND BUDGET	24	022000	2,500.00-	24	200010	24	220570	Y	
		TRANSFER TO FUND BUDGET	24	022000	30,000.00-	24	200010	24	220500	Y	
		TRANSFER TO FUND BUDGET	24	022000	50,000.00-	24	200010	24	220890	Y	
		TRANSFER TO FUND BUDGET	24	022000	20,000.00-	24	200010	24	220530	Y	
		TRANSFER TO FUND BUDGET	24	022000	85,251.00-	24	200010	24	220350	Y	
		TRANSFER TO FUND BUDGET	24	022000	38,934.00-	24	200010	24	220330	Y	
		TRANSFER TO FUND BUDGET	24	022000	5,000.00-	24	200010	24	220340	Y	
		TRANSFER TO FUND BUDGET	24	022000	410,054.00-	24	200010	24	220305	Y	
		TRANSFER TO FUND BUDGET	24	022000	97,238.00-	24	200010	24	220300	Y	
		TRANSFER TO FUND BUDGET	24	022000	10,000.00-	24	200010	24	220345	Y	
		TRANSFER TO FUND BUDGET	24	022000	72,196.00-	24	200010	24	220310	Y	
		TRANSFER TO FUND BUDGET	24	022000	110,840.00-	24	200010	24	220240	Y	
		TRANSFER TO FUND BUDGET	24	022000	20,000.00-	24	200010	24	220210	Y	
		TRANSFER TO FUND BUDGET	24	022000	296,371.00-	24	200010	24	220215	Y	

Printed on a Xerox 9700 Laser Printing System at the Computing Services Center / Texas A&M University

Form: URGB01 (02/05/85)

CC	Account	Transaction Description	- Offset - CC	Account	Amount	Actual Entry From CC	From Account	To CC	To Account	Feed	Mand
24	020010	DESIGNATED TUITION									
		TRANSFER TO FUND BUDGET	24	022000	80,628.00-	24	200010	24	220110	Y	
		TRANSFER TO FUND BUDGET	24	022000	68,483.00-	24	200010	24	220105	Y	
		TRANSFER TO FUND BUDGET	24	022000	100,891.00-	24	200010	24	220220	Y	
		TRANSFER TO FUND BUDGET	24	022000	127,270.00-	24	200010	24	220200	Y	
		TRANSFER TO FUND BUDGET	24	022100	3,000.00-	24	200010	24	221000	Y	
		TRANSFER TO FUND BUDGET	24	022200	2,000.00-	24	200010	24	222000	Y	
		TRANSFER TO FUND BUDGET	24	023000	60,000.00-	24	200010	24	233216	Y	
		TRANSFER TO FUND BUDGET	24	023000	63,491.00-	24	200010	24	233275	Y	
		TRANSFER TO FUND BUDGET	24	023081	124,910.00-	24	200010	24	230800	Y	
		TRANSFER TO FUND BUDGET	24	024000	25,000.00-	24	200010	24	240010	Y	
		TRANSFER TO FUND BUDGET	24	024000	58,474.00-	24	200010	24	240040	Y	
		TRANSFER TO FUND BUDGET	24	024000	10,000.00-	24	200010	24	240100	Y	
		TRANSFER TO FUND BUDGET	24	024000	65,000.00-	24	200010	24	240110	Y	
		TRANSFER TO FUND BUDGET	24	024000	25,000.00-	24	200010	24	240030	Y	
		TRANSFER TO FUND BUDGET	24	024000	2,500.00-	24	200010	24	240120	Y	
		TRANSFER TO FUND BUDGET	24	024000	15,000.00-	24	200010	24	240060	Y	
		TRANSFER TO FUND BUDGET	24	024000	25,000.00-	24	200010	24	240020	Y	
		TRANSFER TO FUND BUDGET	24	024000	137,000.00-	24	200010	24	240000	Y	
		TRANSFER TO FUND BUDGET	24	024013	105,000.00-	24	200010	24	240130	Y	
		TRANSFER TO FUND BUDGET	24	025000	354,602.00-	24	200010	24	250020	Y	
		TRANSFER TO FUND BUDGET	24	025000	233,477.00-	24	200010	24	250050	Y	
		TRANSFER TO FUND BUDGET	24	025000	117,767.00-	24	200010	24	250060	Y	
		TRANSFER TO FUND BUDGET	24	025000	277,682.00-	24	200010	24	250010	Y	
		TRANSFER TO FUND BUDGET	24	025000	237,692.00-	24	200010	24	250030	Y	
		TRANSFER TO FUND BUDGET	24	025005	15,000.00-	24	200010	24	250105	Y	
		TRANSFER TO FUND BUDGET	24	025005	10,000.00-	24	200010	24	250100	Y	
		TRANSFER TO FUND BUDGET	24	026000	239,930.00-	24	200010	24	260040	Y	
		TRANSFER TO FUND BUDGET	24	026000	39,003.00-	24	200010	24	260420	Y	
		TRANSFER TO FUND BUDGET	24	026000	208,460.00-	24	200010	24	260020	Y	
		TRANSFER TO FUND BUDGET	24	026000	131,106.25-	24	200010	24	260070	Y	
		TRANSFER TO FUND BUDGET	24	026110	181,070.00-	24	200010	24	261100	Y	
		TRANSFER TO FUND BUDGET	24	027000	4,495.00-	24	200010	24	270015	Y	
		TRANSFER TO FUND BUDGET	24	027000	58,853.00-	24	200010	24	270030	Y	
		TRANSFER TO FUND BUDGET	24	027000	25,265.00-	24	200010	24	270040	Y	
		TRANSFER TO FUND BUDGET	24	027000	50,836.00-	24	200010	24	270060	Y	
		TRANSFER TO FUND BUDGET	24	027000	64,825.00-	24	200010	24	270025	Y	
		TRANSFER TO FUND BUDGET	24	027000	41,664.00-	24	200010	24	270035	Y	
		TRANSFER TO FUND BUDGET	24	027000	131,748.00-	24	200010	24	270010	Y	
		TRANSFER TO FUND BUDGET	24	027060	211,168.00-	24	200010	24	270600	Y	
		TRANSFER TO FUND BUDGET	24	029003	15,000.00-	24	200010	24	290030	Y	
		TRANSFER TO FUND BUDGET	24	029004	3,000.00-	24	200010	24	290040	Y	
		TRANSFER TO FUND BUDGET	24	029005	101,324.00-	24	200010	24	290051	Y	
		TRANSFER TO FUND BUDGET	24	029005	365,218.00-	24	200010	24	290050	Y	
		TRANSFER TO FUND BUDGET	24	029045	118,167.00-	24	200010	24	290450	Y	
		LAND PURCHASE DEBT SVC TRANS	01	088824	45,000.00-	24	020010	01	088824	N	Y
		** Decrease in Fund Balance **			6,124,409.25-						

Printed on a Xerox 9700 Laser Printing System at the Computing Services Center / Texas A&M University

Form: URGB01 (02/05/85)

CC	Account	Transaction Description	- Offset - CC	Account	Amount	-------- Actual Entry --------- ---- From ----- CC	Account	----- To ------ CC	Account	Feed	Mand
24	020015	UNIVERSITY SERVICES FEE									
		FUND BUDGET	24	023081	201,787.00-	24	200161	24	230800	Y	
		FUND BUDGET	24	023081	972,825.00-	24	200160	24	230810	Y	
		MOVE ENDING BALANCE	24	025020	894.00-	24	200156	24	250200	Y	
		FUND BUDGET	24	025020	10,408.00-	24	200150	24	250200	Y	
		** Decrease in Fund Balance **			1,185,914.00-						
24	020030	FIELD EXPERIENCE FEES									
		MOVE BEGINNING BALANCE	24	020088	7,112.00-	24	200326	24	200880	Y	
		** Decrease in Fund Balance **			7,112.00-						
24	020075	DISTANCE LEARNING									
		FUND BUDGET	24	020751	810,000.00-	24	200750	24	200751	Y	
		FUND BUDGET	24	021011	129,900.00-	24	200750	24	210110	Y	
		FUND BUDGET	24	021012	65,700.00-	24	200750	24	210120	Y	
		FUND BUDGET	24	021013	41,900.00-	24	200750	24	210130	Y	
		** Decrease in Fund Balance **			1,047,500.00-						
24	020088	INTERNSHIP FEES									
		MOVE BEGINNING BALANCE	24	020030	7,112.00	24	200326	24	200880	Y	
		** Increase in Fund Balance **			7,112.00						
24	020751	ONLINE INSTRUCTION									
		FUND BUDGET	24	020075	810,000.00	24	200750	24	200751	Y	
		** Increase in Fund Balance **			810,000.00						
24	020900	INTEREST EARNINGS									
		FUND BUDGET	24	023081	45,000.00-	24	209000	24	230800	Y	
		** Decrease in Fund Balance **			45,000.00-						
24	020918	OTHER DESIGNATED INCOME									
		FUND BUDGET	24	025030	10,000.00-	24	209182	24	250300	Y	
		** Decrease in Fund Balance **			10,000.00-						
24	020921	COLLECTION COSTS-TUITION&FEES									
		TRANSFER TO FUND BUDGET	24	020010	29,312.00	24	200010	24	209210	Y	
		** Increase in Fund Balance **			29,312.00						
24	020923	CREDIT CARD FEES									
		TRANSFER TO FUND BUDGET	24	020010	51,227.00	24	200010	24	209230	Y	
		** Increase in Fund Balance **			51,227.00						
24	021011	TECHNOLOGY SUPPORT-COBA									
		FUND BUDGET	24	020075	129,900.00	24	200750	24	210110	Y	
		** Increase in Fund Balance **			129,900.00						
24	021012	TECHNOLOGY SUPPORT-CAS									
		FUND BUDGET	24	020075	65,700.00	24	200750	24	210120	Y	
		** Increase in Fund Balance **			65,700.00						

Printed on a Xerox 9700 Laser Printing System at the Computing Services Center / Texas A&M University

Form: URGB01 (02/05/85)

CC	Account	Transaction Description	- Offset - CC	Account	Amount	-------- Actual Entry --------- ---- From ----- CC	Account	----- To ------ CC	Account	Feed	Mand
24	021013	TECHNOLOGY SUPPORT-COE									
		FUND BUDGET	24	020075	41,900.00	24	200750	24	210130	Y	
		** Increase in Fund Balance **			41,900.00						
24	022000	INSTITUTIONAL SUPPORT-LOCAL FDS									
		TRANSFER TO FUND BUDGET	24	020010	16,547.00	24	200010	24	220505	Y	
		TRANSFER TO FUND BUDGET	24	020010	5,000.00	24	200010	24	220560	Y	
		TRANSFER TO FUND BUDGET	24	020010	2,500.00	24	200010	24	220570	Y	
		TRANSFER TO FUND BUDGET	24	020010	30,000.00	24	200010	24	220500	Y	
		TRANSFER TO FUND BUDGET	24	020010	50,000.00	24	200010	24	220890	Y	
		TRANSFER TO FUND BUDGET	24	020010	20,000.00	24	200010	24	220530	Y	
		TRANSFER TO FUND BUDGET	24	020010	85,251.00	24	200010	24	220350	Y	
		TRANSFER TO FUND BUDGET	24	020010	392,940.00	24	200010	24	220100	Y	
		TRANSFER TO FUND BUDGET	24	020010	110,840.00	24	200010	24	220240	Y	
		TRANSFER TO FUND BUDGET	24	020010	38,934.00	24	200010	24	220330	Y	
		TRANSFER TO FUND BUDGET	24	020010	5,000.00	24	200010	24	220340	Y	
		TRANSFER TO FUND BUDGET	24	020010	410,054.00	24	200010	24	220305	Y	
		TRANSFER TO FUND BUDGET	24	020010	97,238.00	24	200010	24	220300	Y	
		TRANSFER TO FUND BUDGET	24	020010	10,000.00	24	200010	24	220345	Y	
		TRANSFER TO FUND BUDGET	24	020010	72,196.00	24	200010	24	220310	Y	
		TRANSFER TO FUND BUDGET	24	020010	20,000.00	24	200010	24	220210	Y	
		TRANSFER TO FUND BUDGET	24	020010	296,371.00	24	200010	24	220215	Y	
		TRANSFER TO FUND BUDGET	24	020010	80,628.00	24	200010	24	220110	Y	
		TRANSFER TO FUND BUDGET	24	020010	68,483.00	24	200010	24	220105	Y	
		TRANSFER TO FUND BUDGET	24	020010	100,891.00	24	200010	24	220220	Y	
		TRANSFER TO FUND BUDGET	24	020010	127,270.00	24	200010	24	220200	Y	
		FUND BUDGET	24	045010	44,000.00	24	450105	24	220210	Y	
		FUND BUDGET	24	045010	25,944.00	24	450102	24	220210	Y	
		FUND BUDGET	24	045010	30,000.00	24	450101	24	220210	Y	
		** Increase in Fund Balance **			2,140,087.00						
24	022100	ORP-INSTITUTIONAL SHARE									
		TRANSFER TO FUND BUDGET	24	020010	3,000.00	24	200010	24	221000	Y	
		** Increase in Fund Balance **			3,000.00						
24	022200	PRESIDENT'S DISCRETIONARY ACCOUNT									
		TRANSFER TO FUND BUDGET	24	020010	2,000.00	24	200010	24	222000	Y	
		** Increase in Fund Balance **			2,000.00						
24	023000	INSTRUCTION-LOCAL FUNDS									
		TRANSFER TO FUND BUDGET	24	020010	60,000.00	24	200010	24	233216	Y	
		TRANSFER TO FUND BUDGET	24	020010	63,491.00	24	200010	24	233275	Y	
		** Increase in Fund Balance **			123,491.00						
24	023081	UNALLOCATED SALARIES-FACULTY									
		TRANSFER TO FUND BUDGET	24	020010	124,910.00	24	200010	24	230800	Y	
		FUND BUDGET	24	020015	201,787.00	24	200161	24	230800	Y	

Printed on a Xerox 9700 Laser Printing System at the Computing Services Center / Texas A&M University

Form: URGB01 (02/05/85)

CC	Account	Transaction Description	Offset CC	Offset Account	Amount	Actual Entry From CC	Actual Entry From Account	Actual Entry To CC	Actual Entry To Account	Feed	Mand
24	023081	UNALLOCATED SALARIES-FACULTY									
		FUND BUDGET	24	020015	972,825.00	24	200160	24	230810	Y	
		FUND BUDGET	24	020900	45,000.00	24	209000	24	230800	Y	
		** Increase in Fund Balance **			1,344,522.00						
24	024000	ACADEMIC SUPPORT-LOCAL FUNDS									
		TRANSFER TO FUND BUDGET	24	020010	25,000.00	24	200010	24	240010	Y	
		TRANSFER TO FUND BUDGET	24	020010	58,474.00	24	200010	24	240040	Y	
		TRANSFER TO FUND BUDGET	24	020010	10,000.00	24	200010	24	240100	Y	
		TRANSFER TO FUND BUDGET	24	020010	65,000.00	24	200010	24	240110	Y	
		TRANSFER TO FUND BUDGET	24	020010	25,000.00	24	200010	24	240030	Y	
		TRANSFER TO FUND BUDGET	24	020010	2,500.00	24	200010	24	240120	Y	
		TRANSFER TO FUND BUDGET	24	020010	15,000.00	24	200010	24	240060	Y	
		TRANSFER TO FUND BUDGET	24	020010	25,000.00	24	200010	24	240020	Y	
		TRANSFER TO FUND BUDGET	24	020010	137,000.00	24	200010	24	240000	Y	
		** Increase in Fund Balance **			362,974.00						
24	024013	QEP - QUALITY ENHANCEMENT PROGRAM									
		TRANSFER TO FUND BUDGET	24	020010	105,000.00	24	200010	24	240130	Y	
		** Increase in Fund Balance **			105,000.00						
24	025000	STUDENT SERVICES-LOCAL FUNDS									
		TRANSFER TO FUND BUDGET	24	020010	354,602.00	24	200010	24	250020	Y	
		TRANSFER TO FUND BUDGET	24	020010	233,477.00	24	200010	24	250050	Y	
		TRANSFER TO FUND BUDGET	24	020010	117,767.00	24	200010	24	250060	Y	
		TRANSFER TO FUND BUDGET	24	020010	277,682.00	24	200010	24	250010	Y	
		TRANSFER TO FUND BUDGET	24	020010	237,692.00	24	200010	24	250030	Y	
		** Increase in Fund Balance **			1,221,220.00						
24	025005	STUDENT AFFAIRS - LOCAL FUNDS									
		TRANSFER TO FUND BUDGET	24	020010	10,000.00	24	200010	24	250100	Y	
		TRANSFER TO FUND BUDGET	24	020010	15,000.00	24	200010	24	250105	Y	
		** Increase in Fund Balance **			25,000.00						
24	025020	STUDY ABROAD PROGRAM									
		MOVE ENDING BALANCE	24	020015	894.00	24	200156	24	250200	Y	
		FUND BUDGET	24	020015	10,408.00	24	200150	24	250200	Y	
		** Increase in Fund Balance **			11,302.00						
24	025030	THE PICNIC									
		FUND BUDGET	24	020918	10,000.00	24	209182	24	250300	Y	
		** Increase in Fund Balance **			10,000.00						
24	026000	OPERATION & MAINTENANCE OF PLANT									
		TRANSFER TO FUND BUDGET	24	020010	239,930.00	24	200010	24	260040	Y	
		TRANSFER TO FUND BUDGET	24	020010	39,003.00	24	200010	24	260420	Y	
		TRANSFER TO FUND BUDGET	24	020010	208,460.00	24	200010	24	260020	Y	

Printed on a Xerox 9700 Laser Printing System at the Computing Services Center / Texas A&M University

Form: URGB01 (02/05/85)

CC	Account	Transaction Description	- Offset - CC	Account	Amount	Actual Entry From CC	Account	To CC	Account	Feed	Mand
24	026000	OPERATION & MAINTENANCE OF PLANT									
		TRANSFER TO FUND BUDGET	24	020010	131,106.25	24	200010	24	260070	Y	
		** Increase in Fund Balance **			618,499.25						
24	026110	STUDENT INFORMATION SYSTEM									
		TRANSFER TO FUND BUDGET	24	020010	181,070.00	24	200010	24	261100	Y	
		** Increase in Fund Balance **			181,070.00						
24	027000	NACUBO FUNCTION-YR END ADJ									
		TRANSFER TO FUND BUDGET	24	020010	131,748.00	24	200010	24	270010	Y	
		TRANSFER TO FUND BUDGET	24	020010	58,853.00	24	200010	24	270030	Y	
		TRANSFER TO FUND BUDGET	24	020010	25,265.00	24	200010	24	270040	Y	
		TRANSFER TO FUND BUDGET	24	020010	50,836.00	24	200010	24	270060	Y	
		TRANSFER TO FUND BUDGET	24	020010	64,825.00	24	200010	24	270025	Y	
		TRANSFER TO FUND BUDGET	24	020010	41,664.00	24	200010	24	270035	Y	
		TRANSFER TO FUND BUDGET	24	020010	4,495.00	24	200010	24	270015	Y	
		** Increase in Fund Balance **			377,686.00						
24	027060	A/R-STUDENT RECEIVABLES-YR END ADJ									
		TRANSFER TO FUND BUDGET	24	020010	211,168.00	24	200010	24	270600	Y	
		** Increase in Fund Balance **			211,168.00						
24	029001	TPEG GRANTS - RESIDENT									
		TRANFER TPEG RES GRANT	24	010020	338,182.00	24	100201	24	290010	Y	
		** Increase in Fund Balance **			338,182.00						
24	029002	TPEG GRANTS - NON-RESIDENT									
		TRANSFER TPEG NON-RES GRANT	24	010020	14,406.00	24	100202	24	290020	Y	
		** Increase in Fund Balance **			14,406.00						
24	029003	TAMU-CT EMPLOYEE SCHOLARSHIP									
		TRANSFER TO FUND BUDGET	24	020010	15,000.00	24	200010	24	290030	Y	
		** Increase in Fund Balance **			15,000.00						
24	029004	TAMU-CT EMPL SPOUSE/CHILD SCHOLARSH									
		TRANSFER TO FUND BUDGET	24	020010	3,000.00	24	200010	24	290040	Y	
		** Increase in Fund Balance **			3,000.00						
24	029005	WARRIOR TUITION GRANTS									
		TRANSFER TO FUND BUDGET	24	020010	365,218.00	24	200010	24	290050	Y	
		TRANSFER TO FUND BUDGET	24	020010	101,324.00	24	200010	24	290051	Y	
		** Increase in Fund Balance **			466,542.00						
24	029045	B-ON-TIME SCHOLARSHIP									
		TRANSFER TO FUND BUDGET	24	020010	118,167.00	24	200010	24	290450	Y	
		** Increase in Fund Balance **			118,167.00						

Printed on a Xerox 9700 Laser Printing System at the Computing Services Center / Texas A&M University

Form: URGB01 (02/05/85)

CC	Account	Transaction Description	Offset CC	Offset Account	Amount	Actual Entry From CC	Actual Entry From Account	Actual Entry To CC	Actual Entry To Account	Feed	Mand
24	029510	PUF-CENTRAL TEXAS									
		TAMUCT PUF EQUIPMENT ALLOC	01	080710	2,000,000.00	01	080710	24	029510	N	
		** Increase in Fund Balance **			2,000,000.00						
24	045010	NSF - SOLAR PROJECTS									
		FUND BUDGET	24	022000	30,000.00-	24	450101	24	220210	Y	
		FUND BUDGET	24	022000	44,000.00-	24	450105	24	220210	Y	
		FUND BUDGET	24	022000	25,944.00-	24	450102	24	220210	Y	
		** Decrease in Fund Balance **			99,944.00-						
24	070080	TPEG LOAN FUND-RESIDENT									
		TRANSFER TPEG TO RES LOAN	24	010020	37,576.00	24	100201	24	070080	Y	
		** Increase in Fund Balance **			37,576.00						
24	070085	TPEG LOAN FUND - NON RESIDENT									
		TRANSFER TPEG TO NON-RES LOAN	24	010020	1,600.00	24	100202	24	070085	Y	
		** Increase in Fund Balance **			1,600.00						

Printed on a Xerox 9700 Laser Printing System at the Computing Services Center / Texas A&M University

Form: URGB01 (02/05/85)

CC	Account	Transaction Description	- Offset - CC	Account	Amount	Actual Entry From CC	Account	To CC	Account	Feed	Mand

****
* *
* BLANK PAGE *
* *
****

Printed on a Xerox 9700 Laser Printing System at the Computing Services Center / Texas A&M University

Form: URGB01 (02/05/85)

CC	Account	Transaction Description	Offset CC	Offset Account	Amount	Actual Entry From CC	Actual Entry From Account	Actual Entry To CC	Actual Entry To Account	Feed	Mand
24	010010	STATE APPROPRIATION-GENERAL REVE									
		TRANSFER TO GENERAL REVENUE	24	100010	19,043,375.00	24	100010	24	010980	Y	
		FUND BUDGET	24	100110	212,672.00-	24	010980	24	100110	Y	
		FUND BUDGET	24	100111	649,027.00-	24	010980	24	100111	Y	
		FUND BUDGET	24	100111	37,514.00-	24	180000	24	100111	Y	
		FUND BUDGET	24	100112	9,132.00-	24	180000	24	100112	Y	
		FUND BUDGET	24	100112	94,483.00-	24	010980	24	100112	Y	
		FUND BUDGET	24	100113	35,849.00-	24	010980	24	100113	Y	
		FUND BUDGET	24	100114	26,456.00-	24	010980	24	100114	Y	
		FUND BUDGET	24	100115	113,922.00-	24	010980	24	100115	Y	
		FUND BUDGET	24	100115	11,946.00-	24	180000	24	100115	Y	
		FUND BUDGET	24	100120	29,831.00-	24	010980	24	100120	Y	
		FUND BUDGET	24	100121	110,966.00-	24	010980	24	100121	Y	
		FUND BUDGET	24	100122	21,030.00-	24	010980	24	100122	Y	
		FUND BUDGET	24	100123	9,428.00-	24	010980	24	100123	Y	
		FUND BUDGET	24	100124	7,820.00-	24	010980	24	100124	Y	
		FUND BUDGET	24	100125	24,840.00-	24	010980	24	100125	Y	
		FUND BUDGET	24	100130	258,472.00-	24	010980	24	100130	Y	
		FUND BUDGET	24	100131	813,152.00-	24	010980	24	100131	Y	
		FUND BUDGET	24	100131	61,298.00-	24	010011	24	100131	Y	
		FUND BUDGET	24	100132	166,754.00-	24	010980	24	100132	Y	
		FUND BUDGET	24	100133	36,947.00-	24	010980	24	100133	Y	
		FUND BUDGET	24	100134	28,682.00-	24	010980	24	100134	Y	
		FUND BUDGET	24	100135	101,734.00-	24	010980	24	100135	Y	
		** Potential Increase in Fund Balan			16,181,420.00						
24	010020	STATE TUITION									
		TRANSFER TO GENERAL REVENUE	24	100201	1,889,494.57	24	100201	24	010980	Y	
		TRANFER TPEG RES GRANT	24	100201	338,182.00	24	100201	24	290010	Y	
		TRANSFER TPEG TO RES LOAN	24	100201	37,576.00	24	100201	24	070080	Y	
		TRANSFER TO GENERAL REVENUE	24	100202	525,307.16	24	100202	24	010980	Y	
		TRANSFER TPEG NON-RES GRANT	24	100202	14,406.00	24	100202	24	290020	Y	
		TRANSFER TPEG TO NON-RES LOAN	24	100202	1,600.00	24	100202	24	070085	Y	
		TRANSFER	24	100202	1,848,962.00	24	100202	24	100283	Y	
		TRANSFER TO GENERAL REVENUE	24	100204	52,242.05	24	100204	24	010980	Y	
		TRANSFER TO GENERAL REVENUE	24	100206	219,500.86	24	100206	24	010980	Y	
		TRANSFER TO GENERAL REVENUE	24	100220	800.00	24	100220	24	010980	Y	
		TRANSFER	24	100283	1,848,962.00-	24	100202	24	100283	Y	
		** Potential Increase in Fund Balan			3,079,108.64						
24	010040	OTHER E&G INCOME									
		TRANSFER TO GENERAL REVENUE	24	100401	23,566.00	24	100401	24	010980	Y	
		** Potential Increase in Fund Balan			23,566.00						
24	010200	A/R-STUDENT RECEIVABLES-YR END A									
		FUND BUDGET	24	112000	12,787.00-	24	010980	24	112000	Y	
		** Potential Decrease in Fund Balan			12,787.00-						

Printed on a Xerox 9700 Laser Printing System at the Computing Services Center / Texas A&M University

Form: URGB01 (02/05/85)

CC	Account	Transaction Description	Offset CC	Offset Account	Amount	Actual Entry From CC	Actual Entry From Account	Actual Entry To CC	Actual Entry To Account	Feed	Mand
24	011000	NACUBO FUNCTION-YR END ADJ									
		FUND BUDGET	24	110010	103,573.00-	24	180000	24	110010	Y	
		FUND BUDGET	24	110015	3,533.00-	24	180000	24	110015	Y	
		FUND BUDGET	24	110025	50,962.00-	24	180000	24	110025	Y	
		FUND BUDGET	24	110030	46,267.00-	24	180000	24	110030	Y	
		FUND BUDGET	24	110035	32,753.00-	24	180000	24	110035	Y	
		FUND BUDGET	24	110040	19,861.00-	24	180000	24	110040	Y	
		FUND BUDGET	24	110060	39,966.00-	24	180000	24	110060	Y	
		** Potential Decrease in Fund Balan			296,915.00-						
24	012000	INSTITUTIONAL SUPPORT									
		FUND BUDGET	24	120010	254,069.00-	24	010980	24	120010	Y	
		FUND BUDGET	24	120015	265,736.00-	24	010980	24	120015	Y	
		FUND BUDGET	24	120020	94,320.00-	24	010980	24	120020	Y	
		FUND BUDGET	24	120100	251,706.00-	24	010980	24	120100	Y	
		FUND BUDGET	24	120105	101,476.00-	24	010980	24	120105	Y	
		FUND BUDGET	24	120115	112,280.00-	24	010980	24	120115	Y	
		FUND BUDGET	24	120125	10,000.00-	24	010980	24	120125	Y	
		FUND BUDGET	24	120200	306,762.00-	24	010980	24	120200	Y	
		FUND BUDGET	24	120215	70,454.00-	24	010980	24	120215	Y	
		FUND BUDGET	24	120220	183,313.00-	24	010980	24	120220	Y	
		FUND BUDGET	24	120240	51,930.00-	24	010980	24	120240	Y	
		FUND BUDGET	24	120300	35,668.00-	24	010980	24	120300	Y	
		FUND BUDGET	24	120400	150.00-	24	010980	24	120400	Y	
		** Potential Decrease in Fund Balan			1,737,864.00-						
24	012100	SYSTEM MANAGED SERVICES									
		FUND BUDGET	24	121000	158,827.00-	24	010980	24	121000	Y	
		** Potential Decrease in Fund Balan			158,827.00-						
24	012110	TAMU SHARED SERVICES									
		FUND BUDGET	24	121100	22,722.00-	24	182005	24	121100	Y	
		FUND BUDGET	24	121100	44,864.00-	24	010980	24	121100	Y	
		** Potential Decrease in Fund Balan			67,586.00-						
24	013100	FACULTY SALARIES POOL - COBA									
		FUND BUDGET	24	131000	1,542,777.00-	24	010980	24	131000	Y	
		** Potential Decrease in Fund Balan			1,542,777.00-						
24	013200	FACULTY SALARIES POOL - CAS									
		FUND BUDGET	24	132000	1,023,807.00-	24	010980	24	132000	Y	
		** Potential Decrease in Fund Balan			1,023,807.00-						
24	013300	FACULTY SALARIES POOL - COE									
		FUND BUDGET	24	133000	1,117,365.00-	24	010980	24	133000	Y	
		** Potential Decrease in Fund Balan			1,117,365.00-						

Printed on a Xerox 9700 Laser Printing System at the Computing Services Center / Texas A&M University

Form: URGB01 (02/05/85)

CC	Account	Transaction Description	--- Offset --- CC	Account	Amount	-------- Actual Entry --------- ---- From ----- CC	Account	----- To ------ CC	Account	Feed	Mand
24	014000	ACADEMIC SUPPORT									
		FUND BUDGET	24	140050	47,056.00-	24	010980	24	140050	Y	
		FUND BUDGET	24	140100	90,951.00-	24	010980	24	140100	Y	
		FUND BUDGET	24	140200	216,257.00-	24	010980	24	140200	Y	
		FUND BUDGET	24	140210	298,987.00-	24	010980	24	140210	Y	
		FUND BUDGET	24	140220	182,296.00-	24	010980	24	140220	Y	
		** Potential Decrease in Fund Balan			835,547.00-						
24	015010	STUDENT SERVICES									
		FUND BUDGET	24	150200	233,690.00-	24	010980	24	150200	Y	
		FUND BUDGET	24	150300	69,229.00-	24	010980	24	150300	Y	
		FUND BUDGET	24	150610	63,000.00-	24	010980	24	150610	Y	
		FUND BUDGET	24	150700	1,179,483.00-	24	010980	24	150700	Y	
		** Potential Decrease in Fund Balan			1,545,402.00-						
24	016000	OPERATION AND MAINTENANCE OF PLA									
		FUND BUDGET	24	160100	559,207.00-	24	010980	24	160100	Y	
		FUND BUDGET	24	160200	197,206.00-	24	010980	24	160200	Y	
		FUND BUDGET	24	160300	547,652.00-	24	010980	24	160300	Y	
		FUND BUDGET	24	160500	448,476.00-	24	010980	24	160500	Y	
		** Potential Decrease in Fund Balan			1,752,541.00-						
24	018000	SPECIAL ITEMS									
		FUND BUDGET	24	180000	1,281,720.00	24	180000	24	180100	Y	
		FUND BUDGET	24	180000	203,884.00	24	180000	24	187102	Y	
		FUND BUDGET	24	180000	144,001.00	24	180000	24	189920	Y	
		FUND BUDGET	24	180000	8,000.00	24	180000	24	187107	Y	
		FUND BUDGET	24	180000	52,544.00	24	180000	24	187100	Y	
		FUND BUDGET	24	180000	214,804.00	24	180000	24	186106	Y	
		FUND BUDGET	24	180000	293,641.00	24	180000	24	180300	Y	
		FUND BUDGET	24	180000	140,000.00	24	180000	24	182100	Y	
		FUND BUDGET	24	180000	35,000.00	24	180000	24	182175	Y	
		FUND BUDGET	24	180000	24,341.00	24	180000	24	184005	Y	
		FUND BUDGET	24	180000	5,000.00	24	180000	24	182150	Y	
		FUND BUDGET	24	180000	30,000.00	24	180000	24	184006	Y	
		FUND BUDGET	24	180000	43,730.00	24	180000	24	182200	Y	
		FUND BUDGET	24	180000	82,000.00	24	180000	24	184002	Y	
		FUND BUDGET	24	180000	32,000.00	24	180000	24	182125	Y	
		FUND BUDGET	24	180000	69,277.00	24	180000	24	185001	Y	
		FUND BUDGET	24	180000	307,473.00	24	180000	24	183099	Y	
		FUND BUDGET	24	180000	797,439.00	24	180000	24	184001	Y	
		FUND BUDGET	24	180000	579,205.00	24	180000	24	180200	Y	
		FUND BUDGET	24	180000	39,966.00	24	180000	24	110060	Y	
		FUND BUDGET	24	180000	32,753.00	24	180000	24	110035	Y	
		FUND BUDGET	24	180000	46,267.00	24	180000	24	110030	Y	
		FUND BUDGET	24	180000	19,861.00	24	180000	24	110040	Y	
		FUND BUDGET	24	180000	37,514.00	24	180000	24	100111	Y	

Printed on a Xerox 9700 Laser Printing System at the Computing Services Center / Texas A&M University

Form: URGB01 (02/05/85)

CC	Account	Transaction Description	Offset CC	Offset Account	Amount	Actual Entry From CC	Actual Entry From Account	Actual Entry To CC	Actual Entry To Account	Feed	Mand
24	018000	SPECIAL ITEMS									
		FUND BUDGET	24	180000	50,962.00	24	180000	24	110025	Y	
		FUND BUDGET	24	180000	3,533.00	24	180000	24	110015	Y	
		FUND BUDGET	24	180000	103,573.00	24	180000	24	110010	Y	
		FUND BUDGET	24	180000	9,132.00	24	180000	24	100112	Y	
		FUND BUDGET	24	180000	11,946.00	24	180000	24	100115	Y	
		FUND BUDGET	24	180000	4,634,790.00-	24	010980	24	180000	Y	
		FUND BUDGET	24	182005	22,722.00	24	182005	24	121100	Y	
		FUND BUDGET	24	182100	140,000.00-	24	180000	24	182100	Y	
		FUND BUDGET	24	182125	32,000.00-	24	180000	24	182125	Y	
		FUND BUDGET	24	182150	5,000.00-	24	180000	24	182150	Y	
		FUND BUDGET	24	182175	35,000.00-	24	180000	24	182175	Y	
		FUND BUDGET	24	182200	43,730.00-	24	180000	24	182200	Y	
		FUND BUDGET	24	183099	307,473.00-	24	180000	24	183099	Y	
		FUND BUDGET	24	184001	797,439.00-	24	180000	24	184001	Y	
		FUND BUDGET	24	184002	82,000.00-	24	180000	24	184002	Y	
		FUND BUDGET	24	184005	24,341.00-	24	180000	24	184005	Y	
		FUND BUDGET	24	184006	30,000.00-	24	180000	24	184006	Y	
		FUND BUDGET	24	185001	69,277.00-	24	180000	24	185001	Y	
		FUND BUDGET	24	186106	214,804.00-	24	180000	24	186106	Y	
		FUND BUDGET	24	187100	52,544.00-	24	180000	24	187100	Y	
		FUND BUDGET	24	187102	203,884.00-	24	180000	24	187102	Y	
		FUND BUDGET	24	187107	8,000.00-	24	180000	24	187107	Y	
		FUND BUDGET	24	189920	144,001.00-	24	180000	24	189920	Y	
		** Potential Decrease in Fund Balan			2,101,995.00-						
24	018010	FACULTY SALARIES POOL-SPEC IT-CO									
		FUND BUDGET	24	180100	1,281,720.00-	24	180000	24	180100	Y	
		** Potential Decrease in Fund Balan			1,281,720.00-						
24	018020	FACULTY SALARIES POOL-SPEC ITEM-									
		FUND BUDGET	24	180200	579,205.00-	24	180000	24	180200	Y	
		** Potential Decrease in Fund Balan			579,205.00-						
24	018030	FACULTY SALARIES POOL-SPEC ITEM-									
		FUND BUDGET	24	180300	293,641.00-	24	180000	24	180300	Y	
		** Potential Decrease in Fund Balan			293,641.00-						
24	020010	DESIGNATED TUITION									
		TRANSFER TO FUND BUDGET	24	200010	101,324.00	24	200010	24	290051	Y	
		TRANSFER TO FUND BUDGET	24	200010	118,167.00	24	200010	24	290450	Y	
		TRANSFER TO FUND BUDGET	24	200010	3,000.00	24	200010	24	290040	Y	
		TRANSFER TO FUND BUDGET	24	200010	365,218.00	24	200010	24	290050	Y	
		TRANSFER TO FUND BUDGET	24	200010	25,265.00	24	200010	24	270040	Y	
		TRANSFER TO FUND BUDGET	24	200010	41,664.00	24	200010	24	270035	Y	
		TRANSFER TO FUND BUDGET	24	200010	50,836.00	24	200010	24	270060	Y	
		TRANSFER TO FUND BUDGET	24	200010	64,825.00	24	200010	24	270025	Y	

Printed on a Xerox 9700 Laser Printing System at the Computing Services Center / Texas A&M University

Form: URGB01 (02/05/85)

CC	Account	Transaction Description	Offset CC	Offset Account	Amount	Actual Entry From CC	Actual Entry From Account	Actual Entry To CC	Actual Entry To Account	Feed	Mand
24	020010	DESIGNATED TUITION									
		TRANSFER TO FUND BUDGET	24	200010	15,000.00	24	200010	24	290030	Y	
		TRANSFER TO FUND BUDGET	24	200010	58,853.00	24	200010	24	270030	Y	
		TRANSFER TO FUND BUDGET	24	200010	211,168.00	24	200010	24	270600	Y	
		TRANSFER TO FUND BUDGET	24	200010	39,003.00	24	200010	24	260420	Y	
		TRANSFER TO FUND BUDGET	24	200010	131,106.25	24	200010	24	260070	Y	
		TRANSFER TO FUND BUDGET	24	200010	181,070.00	24	200010	24	261100	Y	
		TRANSFER TO FUND BUDGET	24	200010	208,460.00	24	200010	24	260020	Y	
		TRANSFER TO FUND BUDGET	24	200010	4,495.00	24	200010	24	270015	Y	
		TRANSFER TO FUND BUDGET	24	200010	239,930.00	24	200010	24	260040	Y	
		TRANSFER TO FUND BUDGET	24	200010	131,748.00	24	200010	24	270010	Y	
		TRANSFER TO FUND BUDGET	24	200010	233,477.00	24	200010	24	250050	Y	
		TRANSFER TO FUND BUDGET	24	200010	237,692.00	24	200010	24	250030	Y	
		TRANSFER TO FUND BUDGET	24	200010	117,767.00	24	200010	24	250060	Y	
		TRANSFER TO FUND BUDGET	24	200010	277,682.00	24	200010	24	250010	Y	
		TRANSFER TO FUND BUDGET	24	200010	15,000.00	24	200010	24	250105	Y	
		TRANSFER TO FUND BUDGET	24	200010	354,602.00	24	200010	24	250020	Y	
		TRANSFER TO FUND BUDGET	24	200010	10,000.00	24	200010	24	250100	Y	
		TRANSFER TO FUND BUDGET	24	200010	10,000.00	24	200010	24	240100	Y	
		TRANSFER TO FUND BUDGET	24	200010	15,000.00	24	200010	24	240060	Y	
		TRANSFER TO FUND BUDGET	24	200010	65,000.00	24	200010	24	240110	Y	
		TRANSFER TO FUND BUDGET	24	200010	25,000.00	24	200010	24	240030	Y	
		TRANSFER TO FUND BUDGET	24	200010	105,000.00	24	200010	24	240130	Y	
		TRANSFER TO FUND BUDGET	24	200010	58,474.00	24	200010	24	240040	Y	
		TRANSFER TO FUND BUDGET	24	200010	2,500.00	24	200010	24	240120	Y	
		TRANSFER TO FUND BUDGET	24	200010	60,000.00	24	200010	24	233216	Y	
		TRANSFER TO FUND BUDGET	24	200010	137,000.00	24	200010	24	240000	Y	
		TRANSFER TO FUND BUDGET	24	200010	63,491.00	24	200010	24	233275	Y	
		TRANSFER TO FUND BUDGET	24	200010	2,000.00	24	200010	24	222000	Y	
		TRANSFER TO FUND BUDGET	24	200010	25,000.00	24	200010	24	240020	Y	
		TRANSFER TO FUND BUDGET	24	200010	124,910.00	24	200010	24	230800	Y	
		TRANSFER TO FUND BUDGET	24	200010	25,000.00	24	200010	24	240010	Y	
		TRANSFER TO FUND BUDGET	24	200010	5,000.00	24	200010	24	220560	Y	
		TRANSFER TO FUND BUDGET	24	200010	20,000.00	24	200010	24	220530	Y	
		TRANSFER TO FUND BUDGET	24	200010	2,500.00	24	200010	24	220570	Y	
		TRANSFER TO FUND BUDGET	24	200010	30,000.00	24	200010	24	220500	Y	
		TRANSFER TO FUND BUDGET	24	200010	3,000.00	24	200010	24	221000	Y	
		TRANSFER TO FUND BUDGET	24	200010	16,547.00	24	200010	24	220505	Y	
		TRANSFER TO FUND BUDGET	24	200010	50,000.00	24	200010	24	220890	Y	
		TRANSFER TO FUND BUDGET	24	200010	38,934.00	24	200010	24	220330	Y	
		TRANSFER TO FUND BUDGET	24	200010	72,196.00	24	200010	24	220310	Y	
		TRANSFER TO FUND BUDGET	24	200010	5,000.00	24	200010	24	220340	Y	
		TRANSFER TO FUND BUDGET	24	200010	97,238.00	24	200010	24	220300	Y	
		TRANSFER TO FUND BUDGET	24	200010	85,251.00	24	200010	24	220350	Y	
		TRANSFER TO FUND BUDGET	24	200010	410,054.00	24	200010	24	220305	Y	
		TRANSFER TO FUND BUDGET	24	200010	10,000.00	24	200010	24	220345	Y	
		TRANSFER TO FUND BUDGET	24	200010	20,000.00	24	200010	24	220210	Y	

Printed on a Xerox 9700 Laser Printing System at the Computing Services Center / Texas A&M University

Form: URGB01 (02/05/85)

CC	Account	Transaction Description	Offset CC	Offset Account	Amount	Actual Entry From CC	Actual Entry From Account	Actual Entry To CC	Actual Entry To Account	Feed	Mand
24	020010	DESIGNATED TUITION									
		TRANSFER TO FUND BUDGET	24	200010	127,270.00	24	200010	24	220200	Y	
		TRANSFER TO FUND BUDGET	24	200010	296,371.00	24	200010	24	220215	Y	
		TRANSFER TO FUND BUDGET	24	200010	68,483.00	24	200010	24	220105	Y	
		TRANSFER TO FUND BUDGET	24	200010	110,840.00	24	200010	24	220240	Y	
		TRANSFER TO FUND BUDGET	24	200010	80,628.00	24	200010	24	220110	Y	
		TRANSFER TO FUND BUDGET	24	200010	100,891.00	24	200010	24	220220	Y	
		TRANSFER TO FUND BUDGET	24	200010	51,227.00	24	200010	24	209230	Y	
		TRANSFER TO FUND BUDGET	24	200010	392,940.00	24	200010	24	220100	Y	
		TRANSFER TO FUND BUDGET	24	200010	29,312.00	24	200010	24	209210	Y	
		** Potential Increase in Fund Balan			6,079,409.25						
24	020015	UNIVERSITY SERVICES FEE									
		FUND BUDGET	24	200150	69,671.00	24	200150	24	200158	Y	
		FUND BUDGET	24	200150	103,709.00	24	200150	24	200159	Y	
		FUND BUDGET	24	200150	134,308.00	24	200150	24	200157	Y	
		FUND BUDGET	24	200150	972,825.00	24	200150	24	200160	Y	
		FUND BUDGET	24	200150	10,408.00	24	200150	24	250200	Y	
		FUND BUDGET	24	200150	409,702.00	24	200150	24	200155	Y	
		FUND BUDGET	24	200150	92,732.00	24	200150	24	200161	Y	
		FUND BUDGET	24	200150	188,027.00	24	200150	24	200151	Y	
		FUND BUDGET	24	200150	398,705.00	24	200150	24	200154	Y	
		FUND BUDGET	24	200150	110,348.00	24	200150	24	200153	Y	
		FUND BUDGET	24	200150	99,468.00	24	200150	24	200152	Y	
		FUND BUDGET	24	200151	188,027.00-	24	200150	24	200151	Y	
		FUND BUDGET	24	200152	99,468.00-	24	200150	24	200152	Y	
		FUND BUDGET	24	200153	110,348.00-	24	200150	24	200153	Y	
		FUND BUDGET	24	200154	398,705.00-	24	200150	24	200154	Y	
		FUND BUDGET	24	200155	409,702.00-	24	200150	24	200155	Y	
		MOVE ENDING BALANCE	24	200156	894.00	24	200156	24	250200	Y	
		FUND BUDGET	24	200157	134,308.00-	24	200150	24	200157	Y	
		FUND BUDGET	24	200158	69,671.00-	24	200150	24	200158	Y	
		FUND BUDGET	24	200159	103,709.00-	24	200150	24	200159	Y	
		FUND BUDGET	24	200160	972,825.00-	24	200150	24	200160	Y	
		FUND BUDGET	24	200160	972,825.00	24	200160	24	230810	Y	
		FUND BUDGET	24	200161	92,732.00-	24	200150	24	200161	Y	
		FUND BUDGET	24	200161	201,787.00	24	200161	24	230800	Y	
		** Potential Increase in Fund Balan			1,185,914.00						
24	020020	STUDENT SERVICE FEES									
		FUND BUDGET	24	200210	22,951.00	24	200210	24	200230	Y	
		FUND BUDGET	24	200210	89,977.00	24	200210	24	200250	Y	
		FUND BUDGET	24	200210	162,600.00	24	200210	24	200245	Y	
		FUND BUDGET	24	200210	109,297.00	24	200210	24	200235	Y	
		FUND BUDGET	24	200210	233,431.00	24	200210	24	200225	Y	
		FUND BUDGET	24	200210	51,092.29	24	200210	24	200221	Y	
		FUND BUDGET	24	200210	124,730.00	24	200210	24	200220	Y	

Printed on a Xerox 9700 Laser Printing System at the Computing Services Center / Texas A&M University

Form: URGB01 (02/05/85)

CC	Account	Transaction Description	Offset CC	Offset Account	Amount	Actual Entry From CC	Actual Entry From Account	Actual Entry To CC	Actual Entry To Account	Feed	Mand
24	020020	STUDENT SERVICE FEES									
		FUND BUDGET	24	200210	11,000.00	24	200210	24	200240	Y	
		FUND BUDGET	24	200215	83,555.00	24	200215	24	200221	Y	
		FUND BUDGET	24	200215	109,500.00	24	200215	24	200260	Y	
		FUND BUDGET	24	200220	124,730.00-	24	200210	24	200220	Y	
		FUND BUDGET	24	200221	83,555.00-	24	200215	24	200221	Y	
		FUND BUDGET	24	200221	51,092.29-	24	200210	24	200221	Y	
		FUND BUDGET	24	200225	233,431.00-	24	200210	24	200225	Y	
		FUND BUDGET	24	200230	22,951.00-	24	200210	24	200230	Y	
		FUND BUDGET	24	200235	109,297.00-	24	200210	24	200235	Y	
		FUND BUDGET	24	200240	11,000.00-	24	200210	24	200240	Y	
		FUND BUDGET	24	200245	162,600.00-	24	200210	24	200245	Y	
		FUND BUDGET	24	200250	89,977.00-	24	200210	24	200250	Y	
		FUND BUDGET	24	200260	109,500.00-	24	200215	24	200260	Y	
		** Potential Decrease in Fund Balan			0.00						
24	020030	FIELD EXPERIENCE FEES									
		MOVE BEGINNING BALANCE	24	200326	7,112.00	24	200326	24	200880	Y	
		** Potential Increase in Fund Balan			7,112.00						
24	020075	DISTANCE LEARNING									
		FUND BUDGET	24	200750	41,900.00	24	200750	24	210130	Y	
		FUND BUDGET	24	200750	65,700.00	24	200750	24	210120	Y	
		FUND BUDGET	24	200750	129,900.00	24	200750	24	210110	Y	
		FUND BUDGET	24	200750	810,000.00	24	200750	24	200751	Y	
		** Potential Increase in Fund Balan			1,047,500.00						
24	020088	INTERNSHIP FEES									
		MOVE BEGINNING BALANCE	24	200880	7,112.00-	24	200326	24	200880	Y	
		** Potential Decrease in Fund Balan			7,112.00-						
24	020751	ONLINE INSTRUCTION									
		FUND BUDGET	24	200751	810,000.00-	24	200750	24	200751	Y	
		** Potential Decrease in Fund Balan			810,000.00-						
24	020900	INTEREST EARNINGS									
		FUND BUDGET	24	209000	45,000.00	24	209000	24	230800	Y	
		** Potential Increase in Fund Balan			45,000.00						
24	020918	OTHER DESIGNATED INCOME									
		FUND BUDGET	24	209182	10,000.00	24	209182	24	250300	Y	
		** Potential Increase in Fund Balan			10,000.00						
24	020921	COLLECTION COSTS-TUITION&FEES									
		TRANSFER TO FUND BUDGET	24	209210	29,312.00-	24	200010	24	209210	Y	
		** Potential Decrease in Fund Balan			29,312.00-						

Printed on a Xerox 9700 Laser Printing System at the Computing Services Center / Texas A&M University

Form: URGB01 (02/05/85)

CC	Account	Transaction Description	Offset CC	Offset Account	Amount	Actual Entry From CC	Actual Entry From Account	Actual Entry To CC	Actual Entry To Account	Feed	Mand
24	020923	CREDIT CARD FEES									
		TRANSFER TO FUND BUDGET	24	209230	51,227.00-	24	200010	24	209230	Y	
		** Potential Decrease in Fund Balan			51,227.00-						
24	021011	TECHNOLOGY SUPPORT-COBA									
		FUND BUDGET	24	210110	129,900.00-	24	200750	24	210110	Y	
		** Potential Decrease in Fund Balan			129,900.00-						
24	021012	TECHNOLOGY SUPPORT-CAS									
		FUND BUDGET	24	210120	65,700.00-	24	200750	24	210120	Y	
		** Potential Decrease in Fund Balan			65,700.00-						
24	021013	TECHNOLOGY SUPPORT-COE									
		FUND BUDGET	24	210130	41,900.00-	24	200750	24	210130	Y	
		** Potential Decrease in Fund Balan			41,900.00-						
24	022000	INSTITUTIONAL SUPPORT-LOCAL FDS									
		TRANSFER TO FUND BUDGET	24	220100	392,940.00-	24	200010	24	220100	Y	
		TRANSFER TO FUND BUDGET	24	220105	68,483.00-	24	200010	24	220105	Y	
		TRANSFER TO FUND BUDGET	24	220110	80,628.00-	24	200010	24	220110	Y	
		TRANSFER TO FUND BUDGET	24	220200	127,270.00-	24	200010	24	220200	Y	
		TRANSFER TO FUND BUDGET	24	220210	20,000.00-	24	200010	24	220210	Y	
		FUND BUDGET	24	220210	44,000.00-	24	450105	24	220210	Y	
		FUND BUDGET	24	220210	25,944.00-	24	450102	24	220210	Y	
		FUND BUDGET	24	220210	30,000.00-	24	450101	24	220210	Y	
		TRANSFER TO FUND BUDGET	24	220215	296,371.00-	24	200010	24	220215	Y	
		TRANSFER TO FUND BUDGET	24	220220	100,891.00-	24	200010	24	220220	Y	
		TRANSFER TO FUND BUDGET	24	220240	110,840.00-	24	200010	24	220240	Y	
		TRANSFER TO FUND BUDGET	24	220300	97,238.00-	24	200010	24	220300	Y	
		TRANSFER TO FUND BUDGET	24	220305	410,054.00-	24	200010	24	220305	Y	
		TRANSFER TO FUND BUDGET	24	220310	72,196.00-	24	200010	24	220310	Y	
		TRANSFER TO FUND BUDGET	24	220310	16,547.00-	24	220505	24	220310	Y	
		TRANSFER TO FUND BUDGET	24	220330	38,934.00-	24	200010	24	220330	Y	
		TRANSFER TO FUND BUDGET	24	220340	5,000.00-	24	200010	24	220340	Y	
		TRANSFER TO FUND BUDGET	24	220345	10,000.00-	24	200010	24	220345	Y	
		TRANSFER TO FUND BUDGET	24	220350	85,251.00-	24	200010	24	220350	Y	
		TRANSFER TO FUND BUDGET	24	220500	30,000.00-	24	200010	24	220500	Y	
		TRANSFER TO FUND BUDGET	24	220505	16,547.00-	24	200010	24	220505	Y	
		TRANSFER TO FUND BUDGET	24	220505	16,547.00	24	220505	24	220310	Y	
		TRANSFER TO FUND BUDGET	24	220530	20,000.00-	24	200010	24	220530	Y	
		TRANSFER TO FUND BUDGET	24	220560	5,000.00-	24	200010	24	220560	Y	
		TRANSFER TO FUND BUDGET	24	220570	2,500.00-	24	200010	24	220570	Y	
		TRANSFER TO FUND BUDGET	24	220890	50,000.00-	24	200010	24	220890	Y	
		** Potential Decrease in Fund Balan			2,140,087.00-						
24	022100	ORP-INSTITUTIONAL SHARE									
		TRANSFER TO FUND BUDGET	24	221000	3,000.00-	24	200010	24	221000	Y	
		** Potential Decrease in Fund Balan			3,000.00-						

Printed on a Xerox 9700 Laser Printing System at the Computing Services Center / Texas A&M University

Form: URGB01 (02/05/85)

CC	Account	Transaction Description	Offset CC	Offset Account	Amount	Actual Entry From CC	Actual Entry From Account	Actual Entry To CC	Actual Entry To Account	Feed	Mand
24	022200	PRESIDENT'S DISCRETIONARY ACCOUN									
		TRANSFER TO FUND BUDGET	24	222000	2,000.00-	24	200010	24	222000	Y	
		** Potential Decrease in Fund Balan			2,000.00-						
24	023000	INSTRUCTION-LOCAL FUNDS									
		TRANSFER TO FUND BUDGET	24	233216	60,000.00-	24	200010	24	233216	Y	
		TRANSFER TO FUND BUDGET	24	233275	63,491.00-	24	200010	24	233275	Y	
		** Potential Decrease in Fund Balan			123,491.00-						
24	023081	UNALLOCATED SALARIES-FACULTY									
		FUND BUDGET	24	230800	45,000.00-	24	209000	24	230800	Y	
		FUND BUDGET	24	230800	201,787.00-	24	200161	24	230800	Y	
		TRANSFER TO FUND BUDGET	24	230800	124,910.00-	24	200010	24	230800	Y	
		FUND BUDGET	24	230810	972,825.00-	24	200160	24	230810	Y	
		** Potential Decrease in Fund Balan			1,344,522.00-						
24	024000	ACADEMIC SUPPORT-LOCAL FUNDS									
		TRANSFER TO FUND BUDGET	24	240000	137,000.00-	24	200010	24	240000	Y	
		TRANSFER TO FUND BUDGET	24	240010	25,000.00-	24	200010	24	240010	Y	
		TRANSFER TO FUND BUDGET	24	240020	25,000.00-	24	200010	24	240020	Y	
		TRANSFER TO FUND BUDGET	24	240030	25,000.00-	24	200010	24	240030	Y	
		TRANSFER TO FUND BUDGET	24	240040	58,474.00-	24	200010	24	240040	Y	
		TRANSFER TO FUND BUDGET	24	240060	15,000.00-	24	200010	24	240060	Y	
		TRANSFER TO FUND BUDGET	24	240100	10,000.00-	24	200010	24	240100	Y	
		TRANSFER TO FUND BUDGET	24	240110	65,000.00-	24	200010	24	240110	Y	
		TRANSFER TO FUND BUDGET	24	240120	2,500.00-	24	200010	24	240120	Y	
		** Potential Decrease in Fund Balan			362,974.00-						
24	024013	QEP - QUALITY ENHANCEMENT PROGRA									
		TRANSFER TO FUND BUDGET	24	240130	105,000.00-	24	200010	24	240130	Y	
		** Potential Decrease in Fund Balan			105,000.00-						
24	025000	STUDENT SERVICES-LOCAL FUNDS									
		TRANSFER TO FUND BUDGET	24	250010	277,682.00-	24	200010	24	250010	Y	
		TRANSFER TO FUND BUDGET	24	250020	354,602.00-	24	200010	24	250020	Y	
		TRANSFER TO FUND BUDGET	24	250030	237,692.00-	24	200010	24	250030	Y	
		TRANSFER TO FUND BUDGET	24	250050	233,477.00-	24	200010	24	250050	Y	
		TRANSFER TO FUND BUDGET	24	250060	117,767.00-	24	200010	24	250060	Y	
		** Potential Decrease in Fund Balan			1,221,220.00-						
24	025005	STUDENT AFFAIRS - LOCAL FUNDS									
		TRANSFER TO FUND BUDGET	24	250100	10,000.00-	24	200010	24	250100	Y	
		TRANSFER TO FUND BUDGET	24	250105	15,000.00-	24	200010	24	250105	Y	
		** Potential Decrease in Fund Balan			25,000.00-						
24	025020	STUDY ABROAD PROGRAM									
		FUND BUDGET	24	250200	10,408.00-	24	200150	24	250200	Y	

Printed on a Xerox 9700 Laser Printing System at the Computing Services Center / Texas A&M University

Form: URGB01 (02/05/85)

CC	Account	Transaction Description	--- Offset --- CC	Account	Amount	-------- Actual Entry --------- ---- From ----- CC	Account	----- To ------ CC	Account	Feed	Mand
24	025020	STUDY ABROAD PROGRAM									
		MOVE ENDING BALANCE	24	250200	894.00-	24	200156	24	250200	Y	
		** Potential Decrease in Fund Balan			11,302.00-						
24	025030	THE PICNIC									
		FUND BUDGET	24	250300	10,000.00-	24	209182	24	250300	Y	
		** Potential Decrease in Fund Balan			10,000.00-						
24	026000	OPERATION & MAINTENANCE OF PLANT									
		TRANSFER TO FUND BUDGET	24	260020	208,460.00-	24	200010	24	260020	Y	
		TRANSFER TO FUND BUDGET	24	260040	239,930.00-	24	200010	24	260040	Y	
		TRANSFER TO FUND BUDGET	24	260070	131,106.25-	24	200010	24	260070	Y	
		TRANSFER TO FUND BUDGET	24	260420	39,003.00-	24	200010	24	260420	Y	
		** Potential Decrease in Fund Balan			618,499.25-						
24	026110	STUDENT INFORMATION SYSTEM									
		TRANSFER TO FUND BUDGET	24	261100	181,070.00-	24	200010	24	261100	Y	
		** Potential Decrease in Fund Balan			181,070.00-						
24	027000	NACUBO FUNCTION-YR END ADJ									
		TRANSFER TO FUND BUDGET	24	270010	131,748.00-	24	200010	24	270010	Y	
		TRANSFER TO FUND BUDGET	24	270015	4,495.00-	24	200010	24	270015	Y	
		TRANSFER TO FUND BUDGET	24	270025	64,825.00-	24	200010	24	270025	Y	
		TRANSFER TO FUND BUDGET	24	270030	58,853.00-	24	200010	24	270030	Y	
		TRANSFER TO FUND BUDGET	24	270035	41,664.00-	24	200010	24	270035	Y	
		TRANSFER TO FUND BUDGET	24	270040	25,265.00-	24	200010	24	270040	Y	
		TRANSFER TO FUND BUDGET	24	270060	50,836.00-	24	200010	24	270060	Y	
		** Potential Decrease in Fund Balan			377,686.00-						
24	027060	A/R-STUDENT RECEIVABLES-YR END A									
		TRANSFER TO FUND BUDGET	24	270600	211,168.00-	24	200010	24	270600	Y	
		** Potential Decrease in Fund Balan			211,168.00-						
24	029001	TPEG GRANTS - RESIDENT									
		TRANFER TPEG RES GRANT	24	290010	338,182.00-	24	100201	24	290010	Y	
		** Potential Decrease in Fund Balan			338,182.00-						
24	029002	TPEG GRANTS - NON-RESIDENT									
		TRANSFER TPEG NON-RES GRANT	24	290020	14,406.00-	24	100202	24	290020	Y	
		** Potential Decrease in Fund Balan			14,406.00-						
24	029003	TAMU-CT EMPLOYEE SCHOLARSHIP									
		TRANSFER TO FUND BUDGET	24	290030	15,000.00-	24	200010	24	290030	Y	
		** Potential Decrease in Fund Balan			15,000.00-						
24	029004	TAMU-CT EMPL SPOUSE/CHILD SCHOLA									
		TRANSFER TO FUND BUDGET	24	290040	3,000.00-	24	200010	24	290040	Y	
		** Potential Decrease in Fund Balan			3,000.00-						

Printed on a Xerox 9700 Laser Printing System at the Computing Services Center / Texas A&M University

Form: URGB01 (02/05/85)

CC	Account	Transaction Description	Offset CC	Offset Account	Amount	Actual Entry From CC	Actual Entry From Account	Actual Entry To CC	Actual Entry To Account	Feed	Mand
24	029005	WARRIOR TUITION GRANTS									
		TRANSFER TO FUND BUDGET	24	290050	365,218.00-	24	200010	24	290050	Y	
		TRANSFER TO FUND BUDGET	24	290051	101,324.00-	24	200010	24	290051	Y	
		** Potential Decrease in Fund Balan			466,542.00-						
24	029045	B-ON-TIME SCHOLARSHIP									
		TRANSFER TO FUND BUDGET	24	290450	118,167.00-	24	200010	24	290450	Y	
		** Potential Decrease in Fund Balan			118,167.00-						
24	045010	NSF - SOLAR PROJECTS									
		FUND BUDGET	24	450101	30,000.00	24	450101	24	220210	Y	
		FUND BUDGET	24	450102	25,944.00	24	450102	24	220210	Y	
		FUND BUDGET	24	450103	15,805.00-	24	450105	24	450103	Y	
		FUND BUDGET	24	450105	15,805.00	24	450105	24	450103	Y	
		FUND BUDGET	24	450105	44,000.00	24	450105	24	220210	Y	
		** Potential Increase in Fund Balan			99,944.00						
24	100010	EDUCATIONAL & GENERAL STATE SUPP									
		TRANSFER TO GENERAL REVENUE	24	010010	19,043,375.00-	24	100010	24	010980	Y	
		** Decrease in SL Allocation **			19,043,375.00-						
24	100110	GIP-STATE-ACADEMIC SUPPORT									
		FUND BUDGET	24	010010	212,672.00	24	010980	24	100110	Y	
		** Increase in SL Allocation **			212,672.00						
24	100111	GIP-STATE-INSTRUCTION									
		FUND BUDGET	24	010010	649,027.00	24	010980	24	100111	Y	
		FUND BUDGET	24	010010	37,514.00	24	180000	24	100111	Y	
		** Increase in SL Allocation **			686,541.00						
24	100112	GIP-STATE-INSTITUTIONAL SUPPORT									
		FUND BUDGET	24	010010	9,132.00	24	180000	24	100112	Y	
		FUND BUDGET	24	010010	94,483.00	24	010980	24	100112	Y	
		** Increase in SL Allocation **			103,615.00						
24	100113	GIP-STATE-O&M PLANT									
		FUND BUDGET	24	010010	35,849.00	24	010980	24	100113	Y	
		** Increase in SL Allocation **			35,849.00						
24	100114	GIP-STATE-RESEARCH									
		FUND BUDGET	24	010010	26,456.00	24	010980	24	100114	Y	
		** Increase in SL Allocation **			26,456.00						
24	100115	GIP-STATE-STUDENT SERVICE									
		FUND BUDGET	24	010010	113,922.00	24	010980	24	100115	Y	
		FUND BUDGET	24	010010	11,946.00	24	180000	24	100115	Y	
		** Increase in SL Allocation **			125,868.00						

Printed on a Xerox 9700 Laser Printing System at the Computing Services Center / Texas A&M University

Form: URGB01 (02/05/85)

CC	Account	Transaction Description	Offset CC	Offset Account	Amount	Actual Entry From CC	Actual Entry From Account	Actual Entry To CC	Actual Entry To Account	Feed	Mand
24	100120	GIP-291-ACADEMIC SUPPORT									
		FUND BUDGET	24	010010	29,831.00	24	010980	24	100120	Y	
		** Increase in SL Allocation **			29,831.00						
24	100121	GIP-291-INSTRUCTION									
		FUND BUDGET	24	010010	110,966.00	24	010980	24	100121	Y	
		** Increase in SL Allocation **			110,966.00						
24	100122	GIP-291-INSTITUTIONAL SUPPORT									
		FUND BUDGET	24	010010	21,030.00	24	010980	24	100122	Y	
		** Increase in SL Allocation **			21,030.00						
24	100123	GIP-291-OPER & MAINT OF PLANT									
		FUND BUDGET	24	010010	9,428.00	24	010980	24	100123	Y	
		** Increase in SL Allocation **			9,428.00						
24	100124	GIP-291-RESEARCH									
		FUND BUDGET	24	010010	7,820.00	24	010980	24	100124	Y	
		** Increase in SL Allocation **			7,820.00						
24	100125	GIP-291-STUDENT SERVICE									
		FUND BUDGET	24	010010	24,840.00	24	010980	24	100125	Y	
		** Increase in SL Allocation **			24,840.00						
24	100130	SAL RELATED BENEFITS-AS									
		FUND BUDGET	24	010010	258,472.00	24	010980	24	100130	Y	
		** Increase in SL Allocation **			258,472.00						
24	100131	SAL RELATED BENEFITS-IN									
		FUND BUDGET	24	010010	813,152.00	24	010980	24	100131	Y	
		FUND BUDGET	24	010010	61,298.00	24	010011	24	100131	Y	
		** Increase in SL Allocation **			874,450.00						
24	100132	SAL RELATED BENEFITS-IS									
		FUND BUDGET	24	010010	166,754.00	24	010980	24	100132	Y	
		** Increase in SL Allocation **			166,754.00						
24	100133	SAL RELATED BENEFITS-OM									
		FUND BUDGET	24	010010	36,947.00	24	010980	24	100133	Y	
		** Increase in SL Allocation **			36,947.00						
24	100134	SAL RELATED BENEFITS-RES									
		FUND BUDGET	24	010010	28,682.00	24	010980	24	100134	Y	
		** Increase in SL Allocation **			28,682.00						
24	100135	SAL RELATED BENEFITS-SS									
		FUND BUDGET	24	010010	101,734.00	24	010980	24	100135	Y	
		** Increase in SL Allocation **			101,734.00						

Printed on a Xerox 9700 Laser Printing System at the Computing Services Center / Texas A&M University

Form: URGB01 (02/05/85)

CC	Account	Transaction Description	Offset CC	Offset Account	Amount	Actual Entry From CC	Actual Entry From Account	Actual Entry To CC	Actual Entry To Account	Feed	Mand
24	100201	STATE TUITION - RESIDENT									
		TRANSFER TO GENERAL REVENUE	24	010020	1,889,494.57-	24	100201	24	010980	Y	
		TRANFER TPEG RES GRANT	24	010020	338,182.00-	24	100201	24	290010	Y	
		TRANSFER TPEG TO RES LOAN	24	010020	37,576.00-	24	100201	24	070080	Y	
		** Decrease in SL Allocation **			2,265,252.57-						
24	100202	STATE TUITION - NONRESIDENT									
		TRANSFER TPEG TO NON-RES LOAN	24	010020	1,600.00-	24	100202	24	070085	Y	
		TRANSFER TPEG NON-RES GRANT	24	010020	14,406.00-	24	100202	24	290020	Y	
		TRANSFER	24	010020	1,848,962.00-	24	100202	24	100283	Y	
		TRANSFER TO GENERAL REVENUE	24	010020	525,307.16-	24	100202	24	010980	Y	
		** Decrease in SL Allocation **			2,390,275.16-						
24	100204	TUITION - EXCESSIVE HOURS_+ 3 PE									
		TRANSFER TO GENERAL REVENUE	24	010020	52,242.05-	24	100204	24	010980	Y	
		** Decrease in SL Allocation **			52,242.05-						
24	100206	BOARD AUTHORIZED GRADUATE-RESIDE									
		TRANSFER TO GENERAL REVENUE	24	010020	219,500.86-	24	100206	24	010980	Y	
		** Decrease in SL Allocation **			219,500.86-						
24	100220	LABORATORY FEES									
		TRANSFER TO GENERAL REVENUE	24	010020	800.00-	24	100220	24	010980	Y	
		** Decrease in SL Allocation **			800.00-						
24	100283	NON-RESIDENT WAIVERS & ADJUSTMEN									
		TRANSFER	24	010020	1,848,962.00	24	100202	24	100283	Y	
		** Increase in SL Allocation **			1,848,962.00						
24	100401	INTEREST EARNINGS- FUND 291									
		TRANSFER TO GENERAL REVENUE	24	010040	23,566.00-	24	100401	24	010980	Y	
		** Decrease in SL Allocation **			23,566.00-						
24	110010	INSTRUCTION-YR END ADJ									
		FUND BUDGET	24	011000	103,573.00	24	180000	24	110010	Y	
		** Increase in SL Allocation **			103,573.00						
24	110015	RESEARCH-YR END ADJ									
		FUND BUDGET	24	011000	3,533.00	24	180000	24	110015	Y	
		** Increase in SL Allocation **			3,533.00						
24	110025	ACADEMIC SUPPORT-YR END ADJ									
		FUND BUDGET	24	011000	50,962.00	24	180000	24	110025	Y	
		** Increase in SL Allocation **			50,962.00						
24	110030	STUDENT SERVICES-YR END ADJ									
		FUND BUDGET	24	011000	46,267.00	24	180000	24	110030	Y	
		** Increase in SL Allocation **			46,267.00						

Printed on a Xerox 9700 Laser Printing System at the Computing Services Center / Texas A&M University

Form: URGB01 (02/05/85)

CC	Account	Transaction Description	--- Offset --- CC	Account	Amount	-------- Actual Entry --------- ---- From ----- CC	Account	----- To ------ CC	Account	Feed	Mand
24	110035	INSTITUTIONAL SUPPORT-YR END ADJ									
		FUND BUDGET	24	011000	32,753.00	24	180000	24	110035	Y	
		** Increase in SL Allocation **			32,753.00						
24	110040	OPERATIONS-YR END ADJ									
		FUND BUDGET	24	011000	19,861.00	24	180000	24	110040	Y	
		** Increase in SL Allocation **			19,861.00						
24	110060	SCHOLARSHIPS-YR END ADJ									
		FUND BUDGET	24	011000	39,966.00	24	180000	24	110060	Y	
		** Increase in SL Allocation **			39,966.00						
24	112000	A/R - BAD DEBT EXPENSE - E&G									
		FUND BUDGET	24	010200	12,787.00	24	010980	24	112000	Y	
		** Increase in SL Allocation **			12,787.00						
24	120010	PRESIDENT'S OFFICE									
		FUND BUDGET	24	012000	254,069.00	24	010980	24	120010	Y	
		** Increase in SL Allocation **			254,069.00						
24	120015	ASSOC PROVOST-ASSOC VP ACAD AFFA									
		FUND BUDGET	24	012000	265,736.00	24	010980	24	120015	Y	
		** Increase in SL Allocation **			265,736.00						
24	120020	ADVANCEMENT & ALUMNI RELATIONS									
		FUND BUDGET	24	012000	94,320.00	24	010980	24	120020	Y	
		** Increase in SL Allocation **			94,320.00						
24	120100	VICE PRESIDENT ACADEMIC & STUDEN									
		FUND BUDGET	24	012000	251,706.00	24	010980	24	120100	Y	
		** Increase in SL Allocation **			251,706.00						
24	120105	OFFICE OF GRADUATE STUDIES									
		FUND BUDGET	24	012000	101,476.00	24	010980	24	120105	Y	
		** Increase in SL Allocation **			101,476.00						
24	120115	ENROLLMENT MANAGEMENT									
		FUND BUDGET	24	012000	112,280.00	24	010980	24	120115	Y	
		** Increase in SL Allocation **			112,280.00						
24	120125	MARKETING & COMMUNICATIONS-STATE									
		FUND BUDGET	24	012000	10,000.00	24	010980	24	120125	Y	
		** Increase in SL Allocation **			10,000.00						
24	120200	VICE PRESIDENT FINANCE & ADMINIS									
		FUND BUDGET	24	012000	306,762.00	24	010980	24	120200	Y	
		** Increase in SL Allocation **			306,762.00						

Printed on a Xerox 9700 Laser Printing System at the Computing Services Center / Texas A&M University

Form: URGB01 (02/05/85)

CC	Account	Transaction Description	Offset CC	Offset Account	Amount	Actual Entry From CC	Actual Entry From Account	Actual Entry To CC	Actual Entry To Account	Feed	Mand
24	120215	BUSINESS AFFAIRS									
		FUND BUDGET	24	012000	70,454.00	24	010980	24	120215	Y	
		** Increase in SL Allocation **			70,454.00						
24	120220	HUMAN RESOURCES									
		FUND BUDGET	24	012000	183,313.00	24	010980	24	120220	Y	
		** Increase in SL Allocation **			183,313.00						
24	120240	SAFETY & RISK MANAGEMENT									
		FUND BUDGET	24	012000	51,930.00	24	010980	24	120240	Y	
		** Increase in SL Allocation **			51,930.00						
24	120300	GOVERNMENTAL RELATIONS									
		FUND BUDGET	24	012000	35,668.00	24	010980	24	120300	Y	
		** Increase in SL Allocation **			35,668.00						
24	120400	PROMPT PAYMENT INTEREST - STATE									
		FUND BUDGET	24	012000	150.00	24	010980	24	120400	Y	
		** Increase in SL Allocation **			150.00						
24	121000	SYSTEM MANAGED SERVICES									
		FUND BUDGET	24	012100	158,827.00	24	010980	24	121000	Y	
		** Increase in SL Allocation **			158,827.00						
24	121100	TAMU SHARED SERVICES									
		FUND BUDGET	24	012110	44,864.00	24	010980	24	121100	Y	
		FUND BUDGET	24	012110	22,722.00	24	182005	24	121100	Y	
		** Increase in SL Allocation **			67,586.00						
24	131000	FACULTY SALARIES POOL - COBA									
		FUND BUDGET	24	013100	1,542,777.00	24	010980	24	131000	Y	
		** Increase in SL Allocation **			1,542,777.00						
24	132000	FACULTY SALARIES POOL - CAS									
		FUND BUDGET	24	013200	1,023,807.00	24	010980	24	132000	Y	
		** Increase in SL Allocation **			1,023,807.00						
24	133000	FACULTY SALARIES POOL - COE									
		FUND BUDGET	24	013300	1,117,365.00	24	010980	24	133000	Y	
		** Increase in SL Allocation **			1,117,365.00						
24	140050	ACADEMIC ADMINISTRATION									
		FUND BUDGET	24	014000	47,056.00	24	010980	24	140050	Y	
		** Increase in SL Allocation **			47,056.00						
24	140100	LIBRARY									
		FUND BUDGET	24	014000	90,951.00	24	010980	24	140100	Y	
		** Increase in SL Allocation **			90,951.00						

Printed on a Xerox 9700 Laser Printing System at the Computing Services Center / Texas A&M University

Form: URGB01 (02/05/85)

CC	Account	Transaction Description	Offset CC	Offset Account	Amount	Actual Entry From CC	Actual Entry From Account	Actual Entry To CC	Actual Entry To Account	Feed	Mand
24	140200	COLLEGE OF BUSINESS ADMINISTRATI									
		FUND BUDGET	24	014000	216,257.00	24	010980	24	140200	Y	
		** Increase in SL Allocation **			216,257.00						
24	140210	COLLEGE OF EDUCATION									
		FUND BUDGET	24	014000	298,987.00	24	010980	24	140210	Y	
		** Increase in SL Allocation **			298,987.00						
24	140220	COLLEGE OF ARTS & SCIENCES									
		FUND BUDGET	24	014000	182,296.00	24	010980	24	140220	Y	
		** Increase in SL Allocation **			182,296.00						
24	150200	ADMISSIONS AND RECORDS									
		FUND BUDGET	24	015010	233,690.00	24	010980	24	150200	Y	
		** Increase in SL Allocation **			233,690.00						
24	150300	STUDENT FINANCIAL AID									
		FUND BUDGET	24	015010	69,229.00	24	010980	24	150300	Y	
		** Increase in SL Allocation **			69,229.00						
24	150610	ACCESS & INCLUSION									
		FUND BUDGET	24	015010	63,000.00	24	010980	24	150610	Y	
		** Increase in SL Allocation **			63,000.00						
24	150700	STUDENT INFORMATION SYSTEM									
		FUND BUDGET	24	015010	1,179,483.00	24	010980	24	150700	Y	
		** Increase in SL Allocation **			1,179,483.00						
24	160100	FACILITIES									
		FUND BUDGET	24	016000	559,207.00	24	010980	24	160100	Y	
		** Increase in SL Allocation **			559,207.00						
24	160200	UNIVERSITY POLICE									
		FUND BUDGET	24	016000	197,206.00	24	010980	24	160200	Y	
		** Increase in SL Allocation **			197,206.00						
24	160300	UTILITIES - PURCHASED									
		FUND BUDGET	24	016000	547,652.00	24	010980	24	160300	Y	
		** Increase in SL Allocation **			547,652.00						
24	160500	OPERATIONS									
		FUND BUDGET	24	016000	448,476.00	24	010980	24	160500	Y	
		** Increase in SL Allocation **			448,476.00						
24	180000	A&M CENTRAL TEXAS-SPECIAL ITEM									
		FUND BUDGET	24	018000	4,634,790.00	24	010980	24	180000	Y	
		FUND BUDGET	24	018000	1,281,720.00-	24	180000	24	180100	Y	

Printed on a Xerox 9700 Laser Printing System at the Computing Services Center / Texas A&M University

Form: URGB01 (02/05/85)

CC	Account	Transaction Description	Offset CC	Offset Account	Amount	Actual Entry From CC	Actual Entry From Account	Actual Entry To CC	Actual Entry To Account	Feed	Mand
24	180000	A&M CENTRAL TEXAS-SPECIAL ITEM									
		FUND BUDGET	24	018000	8,000.00-	24	180000	24	187107	Y	
		FUND BUDGET	24	018000	203,884.00-	24	180000	24	187102	Y	
		FUND BUDGET	24	018000	214,804.00-	24	180000	24	186106	Y	
		FUND BUDGET	24	018000	144,001.00-	24	180000	24	189920	Y	
		FUND BUDGET	24	018000	52,544.00-	24	180000	24	187100	Y	
		FUND BUDGET	24	018000	579,205.00-	24	180000	24	180200	Y	
		FUND BUDGET	24	018000	39,966.00-	24	180000	24	110060	Y	
		FUND BUDGET	24	018000	140,000.00-	24	180000	24	182100	Y	
		FUND BUDGET	24	018000	293,641.00-	24	180000	24	180300	Y	
		FUND BUDGET	24	018000	19,861.00-	24	180000	24	110040	Y	
		FUND BUDGET	24	018000	32,753.00-	24	180000	24	110035	Y	
		FUND BUDGET	24	018000	3,533.00-	24	180000	24	110015	Y	
		FUND BUDGET	24	018000	35,000.00-	24	180000	24	182175	Y	
		FUND BUDGET	24	018000	24,341.00-	24	180000	24	184005	Y	
		FUND BUDGET	24	018000	5,000.00-	24	180000	24	182150	Y	
		FUND BUDGET	24	018000	30,000.00-	24	180000	24	184006	Y	
		FUND BUDGET	24	018000	43,730.00-	24	180000	24	182200	Y	
		FUND BUDGET	24	018000	82,000.00-	24	180000	24	184002	Y	
		FUND BUDGET	24	018000	32,000.00-	24	180000	24	182125	Y	
		FUND BUDGET	24	018000	69,277.00-	24	180000	24	185001	Y	
		FUND BUDGET	24	018000	307,473.00-	24	180000	24	183099	Y	
		FUND BUDGET	24	018000	797,439.00-	24	180000	24	184001	Y	
		FUND BUDGET	24	018000	50,962.00-	24	180000	24	110025	Y	
		FUND BUDGET	24	018000	103,573.00-	24	180000	24	110010	Y	
		FUND BUDGET	24	018000	9,132.00-	24	180000	24	100112	Y	
		FUND BUDGET	24	018000	46,267.00-	24	180000	24	110030	Y	
		FUND BUDGET	24	018000	37,514.00-	24	180000	24	100111	Y	
		FUND BUDGET	24	018000	11,946.00-	24	180000	24	100115	Y	
		** Decrease in SL Allocation **			64,776.00-						
24	180100	FACULTY SALARIES POOL-SPEC IT-CO									
		FUND BUDGET	24	018010	1,281,720.00	24	180000	24	180100	Y	
		** Increase in SL Allocation **			1,281,720.00						
24	180200	FACULTY SALARIES POOL-SPEC IT-CA									
		FUND BUDGET	24	018020	579,205.00	24	180000	24	180200	Y	
		** Increase in SL Allocation **			579,205.00						
24	180300	FACULTY SALARIES POOL-SPEC IT-CO									
		FUND BUDGET	24	018030	293,641.00	24	180000	24	180300	Y	
		** Increase in SL Allocation **			293,641.00						
24	182005	MAESTRO ASSESSMENT									
		FUND BUDGET	24	018000	22,722.00-	24	182005	24	121100	Y	
		** Decrease in SL Allocation **			22,722.00-						

Printed on a Xerox 9700 Laser Printing System at the Computing Services Center / Texas A&M University

Form: URGB01 (02/05/85)

CC	Account	Transaction Description	--- Offset --- CC	Account	Amount	-------- Actual Entry --------- ---- From ----- CC	Account	----- To ------ CC	Account	Feed	Mand
24	182100	INSTRUCTION - EWCHEC									
		FUND BUDGET	24	018000	140,000.00	24	180000	24	182100	Y	
		** Increase in SL Allocation **			140,000.00						
24	182125	STUDENT SERVICES-EWCHEC									
		FUND BUDGET	24	018000	32,000.00	24	180000	24	182125	Y	
		** Increase in SL Allocation **			32,000.00						
24	182150	ACADEMIC SUPPORT-EWCHEC									
		FUND BUDGET	24	018000	5,000.00	24	180000	24	182150	Y	
		** Increase in SL Allocation **			5,000.00						
24	182175	OP & MAIN PLANT-EWCHEC									
		FUND BUDGET	24	018000	35,000.00	24	180000	24	182175	Y	
		** Increase in SL Allocation **			35,000.00						
24	182200	INSTITUTIONAL SUPPORT-EWCHEC									
		FUND BUDGET	24	018000	43,730.00	24	180000	24	182200	Y	
		** Increase in SL Allocation **			43,730.00						
24	183099	INFORMATION TECHNOLOGY - SPEC. I									
		FUND BUDGET	24	018000	307,473.00	24	180000	24	183099	Y	
		** Increase in SL Allocation **			307,473.00						
24	184001	LIBRARY-SPECIAL ITEM									
		FUND BUDGET	24	018000	797,439.00	24	180000	24	184001	Y	
		** Increase in SL Allocation **			797,439.00						
24	184002	ADVERTISING-SPECIAL ITEM									
		FUND BUDGET	24	018000	82,000.00	24	180000	24	184002	Y	
		** Increase in SL Allocation **			82,000.00						
24	184005	SOCIAL WORK - SPECIAL ITEM									
		FUND BUDGET	24	018000	24,341.00	24	180000	24	184005	Y	
		** Increase in SL Allocation **			24,341.00						
24	184006	RECRUITING INITIATIVES									
		FUND BUDGET	24	018000	30,000.00	24	180000	24	184006	Y	
		** Increase in SL Allocation **			30,000.00						
24	185001	COUNSELING CENTER - SI									
		FUND BUDGET	24	018000	69,277.00	24	180000	24	185001	Y	
		** Increase in SL Allocation **			69,277.00						
24	186106	STUDENT INFORMATION SYSTEM-SI									
		FUND BUDGET	24	018000	214,804.00	24	180000	24	186106	Y	
		** Increase in SL Allocation **			214,804.00						

Printed on a Xerox 9700 Laser Printing System at the Computing Services Center / Texas A&M University

Form: URGB01 (02/05/85)

CC	Account	Transaction Description	--- Offset --- CC	Account	Amount	-------- Actual Entry --------- ---- From ----- CC	Account	----- To ------ CC	Account	Feed	Mand
24	187100	PURCHASING-SPECIAL ITEM									
		FUND BUDGET	24	018000	52,544.00	24	180000	24	187100	Y	
		** Increase in SL Allocation **			52,544.00						
24	187102	RESEARCH STUDIES - SPECIAL ITEM									
		FUND BUDGET	24	018000	203,884.00	24	180000	24	187102	Y	
		** Increase in SL Allocation **			203,884.00						
24	187107	EVENTS-PRESIDENT'S OFFICE-SPEC I									
		FUND BUDGET	24	018000	8,000.00	24	180000	24	187107	Y	
		** Increase in SL Allocation **			8,000.00						
24	189920	SUMMER SCHOOL SALARIES-SPECIAL I									
		FUND BUDGET	24	018000	144,001.00	24	180000	24	189920	Y	
		** Increase in SL Allocation **			144,001.00						
24	200010	DESIGNATED TUITION-RESIDENT									
		TRANSFER TO FUND BUDGET	24	020010	51,227.00-	24	200010	24	209230	Y	
		TRANSFER TO FUND BUDGET	24	020010	127,270.00-	24	200010	24	220200	Y	
		TRANSFER TO FUND BUDGET	24	020010	296,371.00-	24	200010	24	220215	Y	
		TRANSFER TO FUND BUDGET	24	020010	20,000.00-	24	200010	24	220210	Y	
		TRANSFER TO FUND BUDGET	24	020010	80,628.00-	24	200010	24	220110	Y	
		TRANSFER TO FUND BUDGET	24	020010	100,891.00-	24	200010	24	220220	Y	
		TRANSFER TO FUND BUDGET	24	020010	68,483.00-	24	200010	24	220105	Y	
		TRANSFER TO FUND BUDGET	24	020010	110,840.00-	24	200010	24	220240	Y	
		TRANSFER TO FUND BUDGET	24	020010	392,940.00-	24	200010	24	220100	Y	
		TRANSFER TO FUND BUDGET	24	020010	25,265.00-	24	200010	24	270040	Y	
		TRANSFER TO FUND BUDGET	24	020010	41,664.00-	24	200010	24	270035	Y	
		TRANSFER TO FUND BUDGET	24	020010	50,836.00-	24	200010	24	270060	Y	
		TRANSFER TO FUND BUDGET	24	020010	58,853.00-	24	200010	24	270030	Y	
		TRANSFER TO FUND BUDGET	24	020010	211,168.00-	24	200010	24	270600	Y	
		TRANSFER TO FUND BUDGET	24	020010	64,825.00-	24	200010	24	270025	Y	
		TRANSFER TO FUND BUDGET	24	020010	15,000.00-	24	200010	24	290030	Y	
		TRANSFER TO FUND BUDGET	24	020010	29,312.00-	24	200010	24	209210	Y	
		TRANSFER TO FUND BUDGET	24	020010	365,218.00-	24	200010	24	290050	Y	
		TRANSFER TO FUND BUDGET	24	020010	118,167.00-	24	200010	24	290450	Y	
		TRANSFER TO FUND BUDGET	24	020010	101,324.00-	24	200010	24	290051	Y	
		TRANSFER TO FUND BUDGET	24	020010	3,000.00-	24	200010	24	290040	Y	
		TRANSFER TO FUND BUDGET	24	020010	239,930.00-	24	200010	24	260040	Y	
		TRANSFER TO FUND BUDGET	24	020010	131,748.00-	24	200010	24	270010	Y	
		TRANSFER TO FUND BUDGET	24	020010	39,003.00-	24	200010	24	260420	Y	
		TRANSFER TO FUND BUDGET	24	020010	131,106.25-	24	200010	24	260070	Y	
		TRANSFER TO FUND BUDGET	24	020010	181,070.00-	24	200010	24	261100	Y	
		TRANSFER TO FUND BUDGET	24	020010	208,460.00-	24	200010	24	260020	Y	
		TRANSFER TO FUND BUDGET	24	020010	4,495.00-	24	200010	24	270015	Y	
		TRANSFER TO FUND BUDGET	24	020010	10,000.00-	24	200010	24	240100	Y	
		TRANSFER TO FUND BUDGET	24	020010	15,000.00-	24	200010	24	240060	Y	

Printed on a Xerox 9700 Laser Printing System at the Computing Services Center / Texas A&M University

Form: URGB01 (02/05/85)

CC	Account	Transaction Description	Offset CC	Offset Account	Amount	Actual Entry From CC	Actual Entry From Account	Actual Entry To CC	Actual Entry To Account	Feed	Mand
24	200010	DESIGNATED TUITION-RESIDENT									
		TRANSFER TO FUND BUDGET	24	020010	65,000.00-	24	200010	24	240110	Y	
		TRANSFER TO FUND BUDGET	24	020010	58,474.00-	24	200010	24	240040	Y	
		TRANSFER TO FUND BUDGET	24	020010	2,500.00-	24	200010	24	240120	Y	
		TRANSFER TO FUND BUDGET	24	020010	25,000.00-	24	200010	24	240030	Y	
		TRANSFER TO FUND BUDGET	24	020010	105,000.00-	24	200010	24	240130	Y	
		TRANSFER TO FUND BUDGET	24	020010	63,491.00-	24	200010	24	233275	Y	
		TRANSFER TO FUND BUDGET	24	020010	60,000.00-	24	200010	24	233216	Y	
		TRANSFER TO FUND BUDGET	24	020010	137,000.00-	24	200010	24	240000	Y	
		TRANSFER TO FUND BUDGET	24	020010	2,000.00-	24	200010	24	222000	Y	
		TRANSFER TO FUND BUDGET	24	020010	25,000.00-	24	200010	24	240020	Y	
		TRANSFER TO FUND BUDGET	24	020010	124,910.00-	24	200010	24	230800	Y	
		TRANSFER TO FUND BUDGET	24	020010	25,000.00-	24	200010	24	240010	Y	
		TRANSFER TO FUND BUDGET	24	020010	38,934.00-	24	200010	24	220330	Y	
		TRANSFER TO FUND BUDGET	24	020010	237,692.00-	24	200010	24	250030	Y	
		TRANSFER TO FUND BUDGET	24	020010	117,767.00-	24	200010	24	250060	Y	
		TRANSFER TO FUND BUDGET	24	020010	233,477.00-	24	200010	24	250050	Y	
		TRANSFER TO FUND BUDGET	24	020010	354,602.00-	24	200010	24	250020	Y	
		TRANSFER TO FUND BUDGET	24	020010	10,000.00-	24	200010	24	250100	Y	
		TRANSFER TO FUND BUDGET	24	020010	277,682.00-	24	200010	24	250010	Y	
		TRANSFER TO FUND BUDGET	24	020010	15,000.00-	24	200010	24	250105	Y	
		TRANSFER TO FUND BUDGET	24	020010	72,196.00-	24	200010	24	220310	Y	
		TRANSFER TO FUND BUDGET	24	020010	5,000.00-	24	200010	24	220560	Y	
		TRANSFER TO FUND BUDGET	24	020010	20,000.00-	24	200010	24	220530	Y	
		TRANSFER TO FUND BUDGET	24	020010	2,500.00-	24	200010	24	220570	Y	
		TRANSFER TO FUND BUDGET	24	020010	16,547.00-	24	200010	24	220505	Y	
		TRANSFER TO FUND BUDGET	24	020010	50,000.00-	24	200010	24	220890	Y	
		TRANSFER TO FUND BUDGET	24	020010	30,000.00-	24	200010	24	220500	Y	
		TRANSFER TO FUND BUDGET	24	020010	3,000.00-	24	200010	24	221000	Y	
		TRANSFER TO FUND BUDGET	24	020010	5,000.00-	24	200010	24	220340	Y	
		TRANSFER TO FUND BUDGET	24	020010	410,054.00-	24	200010	24	220305	Y	
		TRANSFER TO FUND BUDGET	24	020010	10,000.00-	24	200010	24	220345	Y	
		TRANSFER TO FUND BUDGET	24	020010	97,238.00-	24	200010	24	220300	Y	
		TRANSFER TO FUND BUDGET	24	020010	85,251.00-	24	200010	24	220350	Y	
		** Decrease in SL Allocation **			6,079,409.25-						
24	200150	UNIVERSITY SERVICES FEE									
		FUND BUDGET	24	020015	398,705.00-	24	200150	24	200154	Y	
		FUND BUDGET	24	020015	69,671.00-	24	200150	24	200158	Y	
		FUND BUDGET	24	020015	103,709.00-	24	200150	24	200159	Y	
		FUND BUDGET	24	020015	134,308.00-	24	200150	24	200157	Y	
		FUND BUDGET	24	020015	972,825.00-	24	200150	24	200160	Y	
		FUND BUDGET	24	020015	10,408.00-	24	200150	24	250200	Y	
		FUND BUDGET	24	020015	409,702.00-	24	200150	24	200155	Y	
		FUND BUDGET	24	020015	92,732.00-	24	200150	24	200161	Y	
		FUND BUDGET	24	020015	99,468.00-	24	200150	24	200152	Y	
		FUND BUDGET	24	020015	188,027.00-	24	200150	24	200151	Y	

Printed on a Xerox 9700 Laser Printing System at the Computing Services Center / Texas A&M University

Form: URGB01 (02/05/85)

CC	Account	Transaction Description	--- Offset --- CC	Account	Amount	-------- Actual Entry --------- ---- From ----- CC	Account	----- To ------ CC	Account	Feed	Mand
24	200150	UNIVERSITY SERVICES FEE									
		FUND BUDGET	24	020015	110,348.00-	24	200150	24	200153	Y	
		** Decrease in SL Allocation **			2,589,903.00-						
24	200151	USF-COBA									
		FUND BUDGET	24	020015	188,027.00	24	200150	24	200151	Y	
		** Increase in SL Allocation **			188,027.00						
24	200152	USF-CAS									
		FUND BUDGET	24	020015	99,468.00	24	200150	24	200152	Y	
		** Increase in SL Allocation **			99,468.00						
24	200153	USF-COE									
		FUND BUDGET	24	020015	110,348.00	24	200150	24	200153	Y	
		** Increase in SL Allocation **			110,348.00						
24	200154	USF-LIBRARY									
		FUND BUDGET	24	020015	398,705.00	24	200150	24	200154	Y	
		** Increase in SL Allocation **			398,705.00						
24	200155	USF-TECHNOLOGY									
		FUND BUDGET	24	020015	409,702.00	24	200150	24	200155	Y	
		** Increase in SL Allocation **			409,702.00						
24	200156	USF-INTERNATIONAL EDUCATION									
		MOVE ENDING BALANCE	24	020015	894.00-	24	200156	24	250200	Y	
		** Decrease in SL Allocation **			894.00-						
24	200157	USF-RECORDS & ADMISSIONS									
		FUND BUDGET	24	020015	134,308.00	24	200150	24	200157	Y	
		** Increase in SL Allocation **			134,308.00						
24	200158	USF-BUSINESS OFFICE									
		FUND BUDGET	24	020015	69,671.00	24	200150	24	200158	Y	
		** Increase in SL Allocation **			69,671.00						
24	200159	USF-ADVISING									
		FUND BUDGET	24	020015	103,709.00	24	200150	24	200159	Y	
		** Increase in SL Allocation **			103,709.00						
24	200160	USF-INSTRUCTIONAL DELIVERY									
		FUND BUDGET	24	020015	972,825.00	24	200150	24	200160	Y	
		FUND BUDGET	24	020015	972,825.00-	24	200160	24	230810	Y	
		** Decrease in SL Allocation **			0.00						
24	200161	USF-PRESIDENT'S DISCRETIONARY									
		FUND BUDGET	24	020015	92,732.00	24	200150	24	200161	Y	

Printed on a Xerox 9700 Laser Printing System at the Computing Services Center / Texas A&M University

Form: URGB01 (02/05/85)

CC	Account	Transaction Description	--- Offset --- CC	Account	Amount	-------- Actual Entry --------- ---- From ----- CC	Account	----- To ------ CC	Account	Feed	Mand
24	200161	USF-PRESIDENT'S DISCRETIONARY									
		FUND BUDGET	24	020015	201,787.00-	24	200161	24	230800	Y	
		** Decrease in SL Allocation **			109,055.00-						
24	200210	STUDENT SERVICES FEES-OPERATIONS									
		FUND BUDGET	24	020020	109,297.00-	24	200210	24	200235	Y	
		FUND BUDGET	24	020020	22,951.00-	24	200210	24	200230	Y	
		FUND BUDGET	24	020020	89,977.00-	24	200210	24	200250	Y	
		FUND BUDGET	24	020020	233,431.00-	24	200210	24	200225	Y	
		FUND BUDGET	24	020020	51,092.29-	24	200210	24	200221	Y	
		FUND BUDGET	24	020020	162,600.00-	24	200210	24	200245	Y	
		FUND BUDGET	24	020020	124,730.00-	24	200210	24	200220	Y	
		FUND BUDGET	24	020020	11,000.00-	24	200210	24	200240	Y	
		** Decrease in SL Allocation **			805,078.29-						
24	200215	STUDENT SERVICES RESERVE									
		FUND BUDGET	24	020020	83,555.00-	24	200215	24	200221	Y	
		FUND BUDGET	24	020020	109,500.00-	24	200215	24	200260	Y	
		** Decrease in SL Allocation **			193,055.00-						
24	200220	SA - STUDENT SUCCESS									
		FUND BUDGET	24	020020	124,730.00	24	200210	24	200220	Y	
		** Increase in SL Allocation **			124,730.00						
24	200221	SA - TUTORING									
		FUND BUDGET	24	020020	51,092.29	24	200210	24	200221	Y	
		FUND BUDGET	24	020020	83,555.00	24	200215	24	200221	Y	
		** Increase in SL Allocation **			134,647.29						
24	200225	SA - CAREER SERVICES									
		FUND BUDGET	24	020020	233,431.00	24	200210	24	200225	Y	
		** Increase in SL Allocation **			233,431.00						
24	200230	SA - STUDENT GOVERNMENT ASSOCIAT									
		FUND BUDGET	24	020020	22,951.00	24	200210	24	200230	Y	
		** Increase in SL Allocation **			22,951.00						
24	200235	SA - STUDENT ENGAGEMENT									
		FUND BUDGET	24	020020	109,297.00	24	200210	24	200235	Y	
		** Increase in SL Allocation **			109,297.00						
24	200240	SA - STUDENT TRAVEL & EVENT FUND									
		FUND BUDGET	24	020020	11,000.00	24	200210	24	200240	Y	
		** Increase in SL Allocation **			11,000.00						
24	200245	SA - STUDENT CONDUCT									
		FUND BUDGET	24	020020	162,600.00	24	200210	24	200245	Y	
		** Increase in SL Allocation **			162,600.00						

Printed on a Xerox 9700 Laser Printing System at the Computing Services Center / Texas A&M University

Form: URGB01 (02/05/85)

CC	Account	Transaction Description	--- Offset --- CC	Account	Amount	-------- Actual Entry --------- ---- From ----- CC	Account	----- To ------ CC	Account	Feed	Mand
24	200250	SA - NEW STUDENT PROGRAMS									
		FUND BUDGET	24	020020	89,977.00	24	200210	24	200250	Y	
		** Increase in SL Allocation **			89,977.00						
24	200260	SA - STUDENT COUNSELING CENTER									
		FUND BUDGET	24	020020	109,500.00	24	200215	24	200260	Y	
		** Increase in SL Allocation **			109,500.00						
24	200326	FIELD EXPERIENCE FEE-EDUC PREP									
		MOVE BEGINNING BALANCE	24	020030	7,112.00-	24	200326	24	200880	Y	
		** Decrease in SL Allocation **			7,112.00-						
24	200750	DISTANCE LEARNING FEES									
		FUND BUDGET	24	020075	810,000.00-	24	200750	24	200751	Y	
		FUND BUDGET	24	020075	65,700.00-	24	200750	24	210120	Y	
		FUND BUDGET	24	020075	41,900.00-	24	200750	24	210130	Y	
		FUND BUDGET	24	020075	129,900.00-	24	200750	24	210110	Y	
		** Decrease in SL Allocation **			1,047,500.00-						
24	200751	ONLINE INSTRUCTION									
		FUND BUDGET	24	020751	810,000.00	24	200750	24	200751	Y	
		** Increase in SL Allocation **			810,000.00						
24	200880	INTERNSHIP FEES - ED PREP									
		MOVE BEGINNING BALANCE	24	020088	7,112.00	24	200326	24	200880	Y	
		** Increase in SL Allocation **			7,112.00						
24	209000	INTEREST EARNINGS-CASH POOL									
		FUND BUDGET	24	020900	45,000.00-	24	209000	24	230800	Y	
		** Decrease in SL Allocation **			45,000.00-						
24	209182	BOOKSTORE COMMISSIONS									
		FUND BUDGET	24	020918	10,000.00-	24	209182	24	250300	Y	
		** Decrease in SL Allocation **			10,000.00-						
24	209210	COLLECTION COSTS-TUITION&FEES									
		TRANSFER TO FUND BUDGET	24	020921	29,312.00	24	200010	24	209210	Y	
		** Increase in SL Allocation **			29,312.00						
24	209230	CREDIT CARD FEES									
		TRANSFER TO FUND BUDGET	24	020923	51,227.00	24	200010	24	209230	Y	
		** Increase in SL Allocation **			51,227.00						
24	210110	DISTANCE LEARNING SUPPORT-COBA									
		FUND BUDGET	24	021011	129,900.00	24	200750	24	210110	Y	
		** Increase in SL Allocation **			129,900.00						

Printed on a Xerox 9700 Laser Printing System at the Computing Services Center / Texas A&M University

Form: URGB01 (02/05/85)

CC	Account	Transaction Description	Offset CC	Offset Account	Amount	Actual Entry From CC	Actual Entry From Account	Actual Entry To CC	Actual Entry To Account	Feed	Mand
24	210120	DISTANCE LEARNING SUPPORT-CAS									
		FUND BUDGET	24	021012	65,700.00	24	200750	24	210120	Y	
		** Increase in SL Allocation **			65,700.00						
24	210130	DISTANCE LEARNING SUPPORT-COE									
		FUND BUDGET	24	021013	41,900.00	24	200750	24	210130	Y	
		** Increase in SL Allocation **			41,900.00						
24	220100	PRESIDENT'S OFFICE-LOCAL FUNDS									
		TRANSFER TO FUND BUDGET	24	022000	392,940.00	24	200010	24	220100	Y	
		** Increase in SL Allocation **			392,940.00						
24	220105	ASST PROVOST & AVP ACAD AFFAIRS									
		TRANSFER TO FUND BUDGET	24	022000	68,483.00	24	200010	24	220105	Y	
		** Increase in SL Allocation **			68,483.00						
24	220110	ADVANCEMENT & ALUMNI RELATIONS									
		TRANSFER TO FUND BUDGET	24	022000	80,628.00	24	200010	24	220110	Y	
		** Increase in SL Allocation **			80,628.00						
24	220200	VICE PRES ACADEMIC & STUDENT AFF									
		TRANSFER TO FUND BUDGET	24	022000	127,270.00	24	200010	24	220200	Y	
		** Increase in SL Allocation **			127,270.00						
24	220210	VP RESEARCH AND ECONOMIC DEV									
		TRANSFER TO FUND BUDGET	24	022000	20,000.00	24	200010	24	220210	Y	
		FUND BUDGET	24	022000	25,944.00	24	450102	24	220210	Y	
		FUND BUDGET	24	022000	30,000.00	24	450101	24	220210	Y	
		FUND BUDGET	24	022000	44,000.00	24	450105	24	220210	Y	
		** Increase in SL Allocation **			119,944.00						
24	220215	OFFICE OF GRADUATE STUDIES									
		TRANSFER TO FUND BUDGET	24	022000	296,371.00	24	200010	24	220215	Y	
		** Increase in SL Allocation **			296,371.00						
24	220220	ENROLLMENT MANAGEMENT									
		TRANSFER TO FUND BUDGET	24	022000	100,891.00	24	200010	24	220220	Y	
		** Increase in SL Allocation **			100,891.00						
24	220240	MARKETING & COMMUNICATIONS - LOC									
		TRANSFER TO FUND BUDGET	24	022000	110,840.00	24	200010	24	220240	Y	
		** Increase in SL Allocation **			110,840.00						
24	220300	VICE PRESIDENT FINANCE & ADMIN									
		TRANSFER TO FUND BUDGET	24	022000	97,238.00	24	200010	24	220300	Y	
		** Increase in SL Allocation **			97,238.00						

Printed on a Xerox 9700 Laser Printing System at the Computing Services Center / Texas A&M University

Form: URGB01 (02/05/85)

CC	Account	Transaction Description	--- Offset --- CC	Account	Amount	-------- Actual Entry --------- ---- From ----- CC	Account	----- To ------ CC	Account	Feed	Mand
24	220305	BUSINESS AFFAIRS									
		TRANSFER TO FUND BUDGET	24	022000	410,054.00	24	200010	24	220305	Y	
		** Increase in SL Allocation **			410,054.00						
24	220310	HUMAN RESOURCES/EEO									
		TRANSFER TO FUND BUDGET	24	022000	72,196.00	24	200010	24	220310	Y	
		TRANSFER TO FUND BUDGET	24	022000	16,547.00	24	220505	24	220310	Y	
		** Increase in SL Allocation **			88,743.00						
24	220330	PAYROLL SERVICES									
		TRANSFER TO FUND BUDGET	24	022000	38,934.00	24	200010	24	220330	Y	
		** Increase in SL Allocation **			38,934.00						
24	220340	PURCHASING									
		TRANSFER TO FUND BUDGET	24	022000	5,000.00	24	200010	24	220340	Y	
		** Increase in SL Allocation **			5,000.00						
24	220345	SAFETY & RISK MANAGEMENT									
		TRANSFER TO FUND BUDGET	24	022000	10,000.00	24	200010	24	220345	Y	
		** Increase in SL Allocation **			10,000.00						
24	220350	COMPLIANCE OFFICE									
		TRANSFER TO FUND BUDGET	24	022000	85,251.00	24	200010	24	220350	Y	
		** Increase in SL Allocation **			85,251.00						
24	220500	STATE & INTERNAL AUDITS									
		TRANSFER TO FUND BUDGET	24	022000	30,000.00	24	200010	24	220500	Y	
		** Increase in SL Allocation **			30,000.00						
24	220505	HRM PROJECT									
		TRANSFER TO FUND BUDGET	24	022000	16,547.00	24	200010	24	220505	Y	
		TRANSFER TO FUND BUDGET	24	022000	16,547.00-	24	220505	24	220310	Y	
		** Decrease in SL Allocation **			0.00						
24	220530	COMMENCEMENT EXPENSE									
		TRANSFER TO FUND BUDGET	24	022000	20,000.00	24	200010	24	220530	Y	
		** Increase in SL Allocation **			20,000.00						
24	220560	STAFF PROGRAMMING									
		TRANSFER TO FUND BUDGET	24	022000	5,000.00	24	200010	24	220560	Y	
		** Increase in SL Allocation **			5,000.00						
24	220570	STAFF COUNCIL									
		TRANSFER TO FUND BUDGET	24	022000	2,500.00	24	200010	24	220570	Y	
		** Increase in SL Allocation **			2,500.00						
24	220890	OPERATIONS RESERVE - PRESIDENT									
		TRANSFER TO FUND BUDGET	24	022000	50,000.00	24	200010	24	220890	Y	
		** Increase in SL Allocation **			50,000.00						

Printed on a Xerox 9700 Laser Printing System at the Computing Services Center / Texas A&M University

Form: URGB01 (02/05/85)

CC	Account	Transaction Description	--- Offset --- CC	Account	Amount	-------- Actual Entry --------- ---- From ----- CC	Account	----- To ------ CC	Account	Feed	Mand
24	221000	ORP-INSTITUTIONAL SHARE									
		TRANSFER TO FUND BUDGET	24	022100	3,000.00	24	200010	24	221000	Y	
		** Increase in SL Allocation **			3,000.00						
24	222000	EVENTS ACCOUNT-PRESIDENT'S OFFIC									
		TRANSFER TO FUND BUDGET	24	022200	2,000.00	24	200010	24	222000	Y	
		** Increase in SL Allocation **			2,000.00						
24	230800	SUMMER SCHOOL SALARIES									
		TRANSFER TO FUND BUDGET	24	023081	124,910.00	24	200010	24	230800	Y	
		FUND BUDGET	24	023081	45,000.00	24	209000	24	230800	Y	
		FUND BUDGET	24	023081	201,787.00	24	200161	24	230800	Y	
		** Increase in SL Allocation **			371,697.00						
24	230810	ADJUNCT FACULTY SALARIES									
		FUND BUDGET	24	023081	972,825.00	24	200160	24	230810	Y	
		** Increase in SL Allocation **			972,825.00						
24	233216	MUSIC PROGRAM W/TEMPLE COLLEGE									
		TRANSFER TO FUND BUDGET	24	023000	60,000.00	24	200010	24	233216	Y	
		** Increase in SL Allocation **			60,000.00						
24	233275	BIOLOGY									
		TRANSFER TO FUND BUDGET	24	023000	63,491.00	24	200010	24	233275	Y	
		** Increase in SL Allocation **			63,491.00						
24	240000	LIBRARY OPERATIONS									
		TRANSFER TO FUND BUDGET	24	024000	137,000.00	24	200010	24	240000	Y	
		** Increase in SL Allocation **			137,000.00						
24	240010	COLLEGE OF BUSINESS ADMINISTRATI									
		TRANSFER TO FUND BUDGET	24	024000	25,000.00	24	200010	24	240010	Y	
		** Increase in SL Allocation **			25,000.00						
24	240020	COLLEGE OF EDUCATION									
		TRANSFER TO FUND BUDGET	24	024000	25,000.00	24	200010	24	240020	Y	
		** Increase in SL Allocation **			25,000.00						
24	240030	COLLEGE OF ARTS & SCIENCES									
		TRANSFER TO FUND BUDGET	24	024000	25,000.00	24	200010	24	240030	Y	
		** Increase in SL Allocation **			25,000.00						
24	240040	MILITARY SCIENCE									
		TRANSFER TO FUND BUDGET	24	024000	58,474.00	24	200010	24	240040	Y	
		** Increase in SL Allocation **			58,474.00						
24	240060	COUNSELING SERVICES CENTER									
		TRANSFER TO FUND BUDGET	24	024000	15,000.00	24	200010	24	240060	Y	
		** Increase in SL Allocation **			15,000.00						

Printed on a Xerox 9700 Laser Printing System at the Computing Services Center / Texas A&M University

Form: URGB01 (02/05/85)

CC	Account	Transaction Description	--- Offset --- CC	Account	Amount	-------- Actual Entry --------- ---- From ----- CC	Account	----- To ------ CC	Account	Feed	Mand
24	240100	FACULTY PROGRAMMING									
		TRANSFER TO FUND BUDGET	24	024000	10,000.00	24	200010	24	240100	Y	
		** Increase in SL Allocation **			10,000.00						
24	240110	FACULTY RESEARCH AND SCHOLARSHIP									
		TRANSFER TO FUND BUDGET	24	024000	65,000.00	24	200010	24	240110	Y	
		** Increase in SL Allocation **			65,000.00						
24	240120	FACULTY SENATE									
		TRANSFER TO FUND BUDGET	24	024000	2,500.00	24	200010	24	240120	Y	
		** Increase in SL Allocation **			2,500.00						
24	240130	QEP - QUALITY ENHANCEMENT PROGRA									
		TRANSFER TO FUND BUDGET	24	024013	105,000.00	24	200010	24	240130	Y	
		** Increase in SL Allocation **			105,000.00						
24	250010	ADMISSIONS & RECORDS									
		TRANSFER TO FUND BUDGET	24	025000	277,682.00	24	200010	24	250010	Y	
		** Increase in SL Allocation **			277,682.00						
24	250020	STUDENT FINANCIAL AID									
		TRANSFER TO FUND BUDGET	24	025000	354,602.00	24	200010	24	250020	Y	
		** Increase in SL Allocation **			354,602.00						
24	250030	ADVISING									
		TRANSFER TO FUND BUDGET	24	025000	237,692.00	24	200010	24	250030	Y	
		** Increase in SL Allocation **			237,692.00						
24	250050	VETERANS AFFAIRS OFFICE									
		TRANSFER TO FUND BUDGET	24	025000	233,477.00	24	200010	24	250050	Y	
		** Increase in SL Allocation **			233,477.00						
24	250060	STUDENT RECRUITING									
		TRANSFER TO FUND BUDGET	24	025000	117,767.00	24	200010	24	250060	Y	
		** Increase in SL Allocation **			117,767.00						
24	250100	ACCESS & INCLUSION									
		TRANSFER TO FUND BUDGET	24	025005	10,000.00	24	200010	24	250100	Y	
		** Increase in SL Allocation **			10,000.00						
24	250105	STUDENT COUNSELING CENTER									
		TRANSFER TO FUND BUDGET	24	025005	15,000.00	24	200010	24	250105	Y	
		** Increase in SL Allocation **			15,000.00						
24	250200	STUDY ABROAD PROGRAM									
		FUND BUDGET	24	025020	10,408.00	24	200150	24	250200	Y	
		MOVE ENDING BALANCE	24	025020	894.00	24	200156	24	250200	Y	
		** Increase in SL Allocation **			11,302.00						

Printed on a Xerox 9700 Laser Printing System at the Computing Services Center / Texas A&M University

Form: URGB01 (02/05/85)

CC	Account	Transaction Description	Offset CC	Offset Account	Amount	Actual Entry From CC	Actual Entry From Account	Actual Entry To CC	Actual Entry To Account	Feed	Mand
24	250300	THE PICNIC									
		FUND BUDGET	24	025030	10,000.00	24	209182	24	250300	Y	
		** Increase in SL Allocation **			10,000.00						
24	260020	UNIVERSITY POLICE									
		TRANSFER TO FUND BUDGET	24	026000	208,460.00	24	200010	24	260020	Y	
		** Increase in SL Allocation **			208,460.00						
24	260040	INFORMATION TECHNOLOGY									
		TRANSFER TO FUND BUDGET	24	026000	239,930.00	24	200010	24	260040	Y	
		** Increase in SL Allocation **			239,930.00						
24	260070	OPERATIONS									
		TRANSFER TO FUND BUDGET	24	026000	131,106.25	24	200010	24	260070	Y	
		** Increase in SL Allocation **			131,106.25						
24	260420	INSURANCE EXPENSE									
		TRANSFER TO FUND BUDGET	24	026000	39,003.00	24	200010	24	260420	Y	
		** Increase in SL Allocation **			39,003.00						
24	261100	STUDENT INFORMATION SYSTEM									
		TRANSFER TO FUND BUDGET	24	026110	181,070.00	24	200010	24	261100	Y	
		** Increase in SL Allocation **			181,070.00						
24	270010	INSTRUCTION-YR END ADJ									
		TRANSFER TO FUND BUDGET	24	027000	131,748.00	24	200010	24	270010	Y	
		** Increase in SL Allocation **			131,748.00						
24	270015	RESEARCH-YR END ADJ									
		TRANSFER TO FUND BUDGET	24	027000	4,495.00	24	200010	24	270015	Y	
		** Increase in SL Allocation **			4,495.00						
24	270025	ACADEMIC SUPPORT-YR END ADJ									
		TRANSFER TO FUND BUDGET	24	027000	64,825.00	24	200010	24	270025	Y	
		** Increase in SL Allocation **			64,825.00						
24	270030	STUDENT SERVICES-YR END ADJ									
		TRANSFER TO FUND BUDGET	24	027000	58,853.00	24	200010	24	270030	Y	
		** Increase in SL Allocation **			58,853.00						
24	270035	INSTITUTIONAL SUPPORT-YR END ADJ									
		TRANSFER TO FUND BUDGET	24	027000	41,664.00	24	200010	24	270035	Y	
		** Increase in SL Allocation **			41,664.00						
24	270040	OPERATIONS-YR END ADJ									
		TRANSFER TO FUND BUDGET	24	027000	25,265.00	24	200010	24	270040	Y	
		** Increase in SL Allocation **			25,265.00						

Printed on a Xerox 9700 Laser Printing System at the Computing Services Center / Texas A&M University

Form: URGB01 (02/05/85)

CC	Account	Transaction Description	Offset CC	Offset Account	Amount	Actual Entry From CC	Actual Entry From Account	Actual Entry To CC	Actual Entry To Account	Feed	Mand
24	270060	SCHOLARSHIPS-YR END ADJ									
		TRANSFER TO FUND BUDGET	24	027000	50,836.00	24	200010	24	270060	Y	
		** Increase in SL Allocation **			50,836.00						
24	270600	A/R BAD DEBT EXPENSE - DESIG.									
		TRANSFER TO FUND BUDGET	24	027060	211,168.00	24	200010	24	270600	Y	
		** Increase in SL Allocation **			211,168.00						
24	290010	TPEG GRANTS - RESIDENT									
		TRANFER TPEG RES GRANT	24	029001	338,182.00	24	100201	24	290010	Y	
		** Increase in SL Allocation **			338,182.00						
24	290020	TPEG GRANTS - NON-RESIDENT									
		TRANSFER TPEG NON-RES GRANT	24	029002	14,406.00	24	100202	24	290020	Y	
		** Increase in SL Allocation **			14,406.00						
24	290030	TAMU-CT EMPLOYEE SCHOLARSHIPS									
		TRANSFER TO FUND BUDGET	24	029003	15,000.00	24	200010	24	290030	Y	
		** Increase in SL Allocation **			15,000.00						
24	290040	TAMU-CT EMP SPOUSE/CHILD SCHOLAR									
		TRANSFER TO FUND BUDGET	24	029004	3,000.00	24	200010	24	290040	Y	
		** Increase in SL Allocation **			3,000.00						
24	290050	WARRIOR TUITION GRANTS-UNDERGRAD									
		TRANSFER TO FUND BUDGET	24	029005	365,218.00	24	200010	24	290050	Y	
		** Increase in SL Allocation **			365,218.00						
24	290051	WARRIOR TUITION GRANTS - GRADUAT									
		TRANSFER TO FUND BUDGET	24	029005	101,324.00	24	200010	24	290051	Y	
		** Increase in SL Allocation **			101,324.00						
24	290450	B-ON-TIME SCHOLARSHIP									
		TRANSFER TO FUND BUDGET	24	029045	118,167.00	24	200010	24	290450	Y	
		** Increase in SL Allocation **			118,167.00						
24	450101	NSF-SOLAR-STUDIES WEEKLY									
		FUND BUDGET	24	045010	30,000.00-	24	450101	24	220210	Y	
		** Decrease in SL Allocation **			30,000.00-						
24	450102	NSF-SOLAR-KEDC									
		FUND BUDGET	24	045010	25,944.00-	24	450102	24	220210	Y	
		** Decrease in SL Allocation **			25,944.00-						
24	450103	NSF-SOLAR-JEOL									
		FUND BUDGET	24	045010	15,805.00	24	450105	24	450103	Y	
		** Increase in SL Allocation **			15,805.00						

Printed on a Xerox 9700 Laser Printing System at the Computing Services Center / Texas A&M University

Form: URGB01 (02/05/85)

CC	Account	Transaction Description	Offset CC	Offset Account	Amount	Actual Entry From CC	Actual Entry From Account	Actual Entry To CC	Actual Entry To Account	Feed	Mand
24	450105	NSF SOLAR - TAMUS1									
		FUND BUDGET	24	045010	15,805.00-	24	450105	24	450103	Y	
		FUND BUDGET	24	045010	44,000.00-	24	450105	24	220210	Y	
		** Decrease in SL Allocation **			59,805.00-						

Printed on a Xerox 9700 Laser Printing System at the Computing Services Center / Texas A&M University

Form: URGB01 (02/05/85)

Account	Name	Section	Page
100010-	EDUCATIONAL & GENERAL STATE SUPPORT	2	1
100110-	GIP-STATE-ACADEMIC SUPPORT	2	1
100111-	GIP-STATE-INSTRUCTION	2	1
100112-	GIP-STATE-INSTITUTIONAL SUPPORT	2	1
100113-	GIP-STATE-O&M PLANT	2	1
100114-	GIP-STATE-RESEARCH	2	1
100115-	GIP-STATE-STUDENT SERVICE	2	1
100120-	GIP-291-ACADEMIC SUPPORT	2	1
100121-	GIP-291-INSTRUCTION	2	1
100122-	GIP-291-INSTITUTIONAL SUPPORT	2	2
100123-	GIP-291-OPER & MAINT OF PLANT	2	2
100124-	GIP-291-RESEARCH	2	2
100125-	GIP-291-STUDENT SERVICE	2	2
100130-	SAL RELATED BENEFITS-AS	2	2
100131-	SAL RELATED BENEFITS-IN	2	2
100132-	SAL RELATED BENEFITS-IS	2	2
100133-	SAL RELATED BENEFITS-OM	2	2
100134-	SAL RELATED BENEFITS-RES	2	2
100135-	SAL RELATED BENEFITS-SS	2	2
100201-	STATE TUITION - RESIDENT	2	3
100202-	STATE TUITION - NONRESIDENT	2	3
100204-	TUITION - EXCESSIVE HOURS_+ 3 PEAT	2	3
100206-	BOARD AUTHORIZED GRADUATE-RESIDENT	2	3
100220-	LABORATORY FEES	2	3
100281-	REVENUE EXEMPTIONS	2	3
100282-	TUITION DISCOUNTS AND ALLOWANCES	2	3
100283-	NON-RESIDENT WAIVERS & ADJUSTMENTS	2	3
100401-	INTEREST EARNINGS- FUND 291	2	3
109800-	UNAPPROPRIATED INCOME	2	4
110010-	INSTRUCTION-YR END ADJ	2	4
110015-	RESEARCH-YR END ADJ	2	4
110025-	ACADEMIC SUPPORT-YR END ADJ	2	4
110030-	STUDENT SERVICES-YR END ADJ	2	4
110035-	INSTITUTIONAL SUPPORT-YR END ADJ	2	4
110040-	OPERATIONS-YR END ADJ	2	4
110060-	SCHOLARSHIPS-YR END ADJ	2	4
112000-	A/R - BAD DEBT EXPENSE - E&G	2	4
120010-	PRESIDENT'S OFFICE	2	4
120015-	ASSOC PROVOST-ASSOC VP ACAD AFFAIRS	2	5
120020-	ADVANCEMENT & ALUMNI RELATIONS	2	5
120100-	VICE PRESIDENT ACADEMIC & STUDENT A	2	5
120105-	OFFICE OF GRADUATE STUDIES	2	5
120115-	ENROLLMENT MANAGEMENT	2	5
120125-	MARKETING & COMMUNICATIONS-STATE	2	5
120200-	VICE PRESIDENT FINANCE & ADMINISTRA	2	5
120215-	BUSINESS AFFAIRS	2	5
120220-	HUMAN RESOURCES	2	6
120240-	SAFETY & RISK MANAGEMENT	2	6
120300-	GOVERNMENTAL RELATIONS	2	6
120400-	PROMPT PAYMENT INTEREST - STATE	2	6
121000-	SYSTEM MANAGED SERVICES	2	6

Printed on a Xerox 9700 Laser Printing System at the Computing Services Center / Texas A&M University

Form: URGB01 (02/05/85)

Account	Name	Section	Page
121100-	TAMU SHARED SERVICES	2	6
131000-	FACULTY SALARIES POOL - COBA	2	6
132000-	FACULTY SALARIES POOL - CAS	2	6
133000-	FACULTY SALARIES POOL - COE	2	6
140050-	ACADEMIC ADMINISTRATION	2	7
140100-	LIBRARY	2	7
140200-	COLLEGE OF BUSINESS ADMINISTRATION	2	7
140210-	COLLEGE OF EDUCATION	2	7
140220-	COLLEGE OF ARTS & SCIENCES	2	7
150200-	ADMISSIONS AND RECORDS	2	7
150300-	STUDENT FINANCIAL AID	2	7
150330-	5TH YEAR ACCOUNTING SCHOLARSHIP	2	7
150610-	ACCESS & INCLUSION	2	7
150700-	STUDENT INFORMATION SYSTEM	2	8
155100-	TEXAS GRANTS	2	8
155200-	EDUCATIONAL AIDE PROGRAM	2	8
160100-	FACILITIES	2	8
160200-	UNIVERSITY POLICE	2	8
160300-	UTILITIES - PURCHASED	2	8
160500-	OPERATIONS	2	8
180100-	FACULTY SALARIES POOL-SPEC IT-COBA	2	8
180200-	FACULTY SALARIES POOL-SPEC IT-CAS	2	8
180300-	FACULTY SALARIES POOL-SPEC IT-COE	2	9
182005-	MAESTRO ASSESSMENT	2	9
182100-	INSTRUCTION - EWCHEC	2	9
182125-	STUDENT SERVICES-EWCHEC	2	9
182150-	ACADEMIC SUPPORT-EWCHEC	2	9
182175-	OP & MAIN PLANT-EWCHEC	2	9
182200-	INSTITUTIONAL SUPPORT-EWCHEC	2	9
183099-	INFORMATION TECHNOLOGY - SPEC. ITEM	2	9
184001-	LIBRARY-SPECIAL ITEM	2	9
184002-	ADVERTISING-SPECIAL ITEM	2	10
184005-	SOCIAL WORK - SPECIAL ITEM	2	10
184006-	RECRUITING INITIATIVES	2	10
185001-	COUNSELING CENTER - SI	2	10
186106-	STUDENT INFORMATION SYSTEM-SI	2	10
187100-	PURCHASING-SPECIAL ITEM	2	10
187102-	RESEARCH STUDIES - SPECIAL ITEM	2	10
187107-	EVENTS-PRESIDENT'S OFFICE-SPEC ITEM	2	10
189920-	SUMMER SCHOOL SALARIES-SPECIAL ITEM	2	10
198110-	TUITION DISCOUNTS AND ALLOWANCES	2	11
198125-	TUITION REBATE	2	11
200010-	DESIGNATED TUITION-RESIDENT	3	1
200020-	REVENUE EXEMPTIONS	3	1
200030-	TUITION DISCOUNTS AND ALLOWANCES	3	1
200150-	UNIVERSITY SERVICES FEE	3	1
200151-	USF-COBA	3	1
200152-	USF-CAS	3	1
200153-	USF-COE	3	1
200154-	USF-LIBRARY	3	1
200155-	USF-TECHNOLOGY	3	2

Printed on a Xerox 9700 Laser Printing System at the Computing Services Center / Texas A&M University

Form: URGB01 (02/05/85)

Account	Name	Section	Page
200156-	USF-INTERNATIONAL EDUCATION	3	2
200157-	USF-RECORDS & ADMISSIONS	3	2
200158-	USF-BUSINESS OFFICE	3	2
200159-	USF-ADVISING	3	2
200161-	USF-PRESIDENT'S DISCRETIONARY	3	2
200210-	STUDENT SERVICES FEES-OPERATIONS	3	2
200215-	STUDENT SERVICES RESERVE	3	2
200220-	SA - STUDENT SUCCESS	3	3
200221-	SA - TUTORING	3	3
200225-	SA - CAREER SERVICES	3	3
200230-	SA - STUDENT GOVERNMENT ASSOCIATION	3	3
200235-	SA - STUDENT ENGAGEMENT	3	3
200240-	SA - STUDENT TRAVEL & EVENT FUNDING	3	3
200245-	SA - STUDENT CONDUCT	3	3
200250-	SA - NEW STUDENT PROGRAMS	3	4
200260-	SA - STUDENT COUNSELING CENTER	3	4
200302-	FIELD EXPERIENCE FEES-BUS ADMIN	3	4
200306-	FIELD EXPERIENCE FEES-C & I	3	4
200308-	FIELD EXPERIENCE FEES-SOCIAL WORK	3	4
200310-	FIELD EXPERIENCE FEES - ARTS & SCI	3	4
200322-	FIELD EXPERIENCE FEES-PSYCHOLOGY	3	4
200326-	FIELD EXPERIENCE FEE-EDUC PREP	3	5
200330-	INTERNSHIP FEE-SOCIAL WORK	3	5
200411-	GRADUATE CERTIFICATE APP FEE	3	5
200420-	RECREATIONAL SPORTS FEE	3	5
200460-	MATERIALS FEE - COBA	3	5
200528-	WRITING INTENSIVE FEE-OPERATIONS	3	5
200620-	UNDERGRAD APPLICATION FEES	3	6
200630-	GRADUATE APPLICATION FEES	3	6
200670-	INTERNATIONAL PROGRAM FEE	3	6
200671-	INTERNATIONAL HEALTH INSURANCE	3	6
200710-	INSTALLMENT FEES	3	6
200712-	INSTALLMENT PLAN - LATE FEE	3	6
200720-	NCPACE-NAVY AFLOAT COLLEGE ED PROG	3	6
200730-	EXTENSION LEARNING-MCEC-CREDIT HRS	3	7
200740-	EXTENSION LEARNING-MCEC-CE CREDIT	3	7
200750-	DISTANCE LEARNING FEES	3	7
200751-	ONLINE INSTRUCTION	3	7
200760-	CIS NETWORKING FEES - OPERATIONS	3	7
200770-	CERTIFICATION FEE - ED PREP	3	7
200780-	TESTING FEES	3	8
200790-	GRADUATION APPLICATION FEE	3	8
200791-	GRADUATION APPLICATION-LATE FEE	3	8
200800-	LATE REGISTRATION FEES	3	8
200805-	LATE PAYMENT FEES	3	8
200810-	RETURNED CHECK FEES	3	8
200815-	LIBRARY-LOST & PAID	3	8
200820-	REINSTATEMENT FEES	3	8
200860-	DIPLOMA REPLACEMENT FEE	3	9
200880-	INTERNSHIP FEES - ED PREP	3	9
209000-	INTEREST EARNINGS-CASH POOL	3	9

Printed on a Xerox 9700 Laser Printing System at the Computing Services Center / Texas A&M University

Form: URGB01 (02/05/85)

Account	Name	Section	Page
209100-	INVESTMENT GAINS-DESIGNATED FUNDS	3	9
209150-	LICENSING REVENUE	3	9
209180-	MISCELLANEOUS INCOME - DESIGNATED	3	9
209182-	BOOKSTORE COMMISSIONS	3	9
209183-	VENDING COMMISSIONS	3	9
209210-	COLLECTION COSTS-TUITION&FEES	3	9
209220-	POSTAGE ACCOUNT	3	10
209230-	CREDIT CARD FEES	3	10
210110-	DISTANCE LEARNING SUPPORT-COBA	3	10
210120-	DISTANCE LEARNING SUPPORT-CAS	3	10
210130-	DISTANCE LEARNING SUPPORT-COE	3	10
216300-	ADMISSION FEE - TEACHER EDUC PROG	3	10
220100-	PRESIDENT'S OFFICE-LOCAL FUNDS	3	10
220105-	ASST PROVOST & AVP ACAD AFFAIRS	3	10
220110-	ADVANCEMENT & ALUMNI RELATIONS	3	11
220200-	VICE PRES ACADEMIC & STUDENT AFFAIR	3	11
220210-	VP RESEARCH AND ECONOMIC DEV	3	11
220215-	OFFICE OF GRADUATE STUDIES	3	11
220220-	ENROLLMENT MANAGEMENT	3	11
220240-	MARKETING & COMMUNICATIONS - LOCAL	3	11
220300-	VICE PRESIDENT FINANCE & ADMIN	3	12
220305-	BUSINESS AFFAIRS	3	12
220310-	HUMAN RESOURCES/EEO	3	12
220330-	PAYROLL SERVICES	3	12
220340-	PURCHASING	3	12
220345-	SAFETY & RISK MANAGEMENT	3	12
220350-	COMPLIANCE OFFICE	3	12
220500-	STATE & INTERNAL AUDITS	3	12
220530-	COMMENCEMENT EXPENSE	3	13
220545-	WELLNESS INITIATIVES	3	13
220560-	STAFF PROGRAMMING	3	13
220570-	STAFF COUNCIL	3	13
220890-	OPERATIONS RESERVE - PRESIDENT	3	13
221000-	ORP-INSTITUTIONAL SHARE	3	13
222000-	EVENTS ACCOUNT-PRESIDENT'S OFFICE	3	13
222020-	CENTURY COUNCIL GIFT	3	13
230800-	SUMMER SCHOOL SALARIES	3	13
230810-	ADJUNCT FACULTY SALARIES	3	14
233216-	MUSIC PROGRAM W/TEMPLE COLLEGE	3	14
233275-	BIOLOGY	3	14
240000-	LIBRARY OPERATIONS	3	14
240010-	COLLEGE OF BUSINESS ADMINISTRATION	3	14
240020-	COLLEGE OF EDUCATION	3	14
240030-	COLLEGE OF ARTS & SCIENCES	3	14
240040-	MILITARY SCIENCE	3	14
240060-	COUNSELING SERVICES CENTER	3	15
240100-	FACULTY PROGRAMMING	3	15
240110-	FACULTY RESEARCH AND SCHOLARSHIP	3	15
240120-	FACULTY SENATE	3	15
240130-	QEP - QUALITY ENHANCEMENT PROGRAM	3	15
241000-	PRACTICUM CLINIC FEES	3	15

Printed on a Xerox 9700 Laser Printing System at the Computing Services Center / Texas A&M University

Form: URGB01 (02/05/85)

Account	Name	Section	Page
241100-	LIBRARY - CASH DONATIONS	3	15
250010-	ADMISSIONS & RECORDS	3	15
250020-	STUDENT FINANCIAL AID	3	16
250030-	ADVISING	3	16
250050-	VETERANS AFFAIRS OFFICE	3	16
250060-	STUDENT RECRUITING	3	16
250070-	STUDENT ENGAGEMENT-LOCAL	3	16
250075-	STUDENT SUCCESS-LOCAL FUNDS	3	16
250080-	TESTING SERVICES-LOCAL FUNDS	3	16
250090-	CAREER SERVICES-LOCAL FUNDS	3	17
250091-	CAREER SERVICES ATTIRE	3	17
250100-	ACCESS & INCLUSION	3	17
250200-	STUDY ABROAD PROGRAM	3	17
250300-	THE PICNIC	3	17
255015-	MOSELEY DAY	3	17
255020-	EDUCATOR CERTIFICATES	3	17
260020-	UNIVERSITY POLICE	3	17
260040-	INFORMATION TECHNOLOGY	3	18
260070-	OPERATIONS	3	18
260420-	INSURANCE EXPENSE	3	18
261100-	STUDENT INFORMATION SYSTEM	3	18
265110-	UCARE PROJECTS	3	18
270010-	INSTRUCTION-YR END ADJ	3	18
270015-	RESEARCH-YR END ADJ	3	18
270025-	ACADEMIC SUPPORT-YR END ADJ	3	19
270030-	STUDENT SERVICES-YR END ADJ	3	19
270035-	INSTITUTIONAL SUPPORT-YR END ADJ	3	19
270040-	OPERATIONS-YR END ADJ	3	19
270060-	SCHOLARSHIPS-YR END ADJ	3	19
270600-	A/R BAD DEBT EXPENSE - DESIG.	3	19
270650-	DEFERRED COMPENSATION-CEO	3	19
280100-	SERV DEPT-UNEMPLOYMENT COMP INSURAN	4	1
280150-	SERV DEPT-LUMP SUM RESERVE	4	1
280200-	SERV DEPT-TELECOMMUNICATIONS	4	1
290010-	TPEG GRANTS - RESIDENT	3	19
290020-	TPEG GRANTS - NON-RESIDENT	3	20
290030-	TAMU-CT EMPLOYEE SCHOLARSHIPS	3	20
290040-	TAMU-CT EMP SPOUSE/CHILD SCHOLARSHI	3	20
290050-	WARRIOR TUITION GRANTS-UNDERGRAD	3	20
290051-	WARRIOR TUITION GRANTS - GRADUATE	3	20
290060-	ROTC SCHOLARSHIPS	3	20
290062-	ROTC PROGRESSION CADET SCHOLARSHIP	3	20
290120-	PRESIDENTAL NEEDS-BASED SCHOLARSHIP	3	20
290130-	TAMU-CT COHORT SCHOLARSHIP	3	21
290150-	BLUE COAT AMBASSADOR SCHOLARSHIP	3	21
290160-	GENERAL SCHOLARSHIP FUND-BALFOUR	3	21
290161-	ALUMNI RELATIONS-BALFOUR	3	21
290162-	MARKETING-BALFOUR LICENSING	3	21
290163-	STUDENT AFFAIRS-BALFOUR LICENSING	3	21
290170-	WARRIOR CORPS INCENTIVE	3	21
290180-	WARRIOR CORPS MERIT SCHOLAR	3	21

Printed on a Xerox 9700 Laser Printing System at the Computing Services Center / Texas A&M University

Form: URGB01 (02/05/85)

Account	Name	Section	Page
290190-	TAMUCT TEXTBOOK SCHOLARSHIP	3	22
290220-	C.E.FIKES ENDOWED SCHOLARSHIP	3	22
290350-	CHET AND LEA EDWARDS SCHOLARSHIP	3	22
290360-	SCH OF BUSINESS - ACAD SCHOLARSHIP	3	22
290370-	SCH OF ARTS/SCI ACAD SCHOLARSHIP	3	22
290380-	SCH OF EDU/PSYCH ACAD SCHOLARSHIP	3	22
290390-	LIFE'S NEXT CHAPTER SCHOLARSHIP	3	22
290400-	MILITARY SERVICE SCHOLARSHIP	3	23
290410-	ACHIEVE SCHOLARSHIP-LOCAL	3	23
290430-	YELLOW RIBBON SCHOLARSHIP	3	23
290440-	GROW YOUR OWN SCHOLARSHIP	3	23
290450-	B-ON-TIME SCHOLARSHIP	3	23
290460-	LOTTE VERNON ACCT SCHOLARSHIP	3	23
290470-	THE KNIGHT SCHOLARSHIP	3	23
290480-	STEPHEN & MARY HANIK SCHOLARSHIP	3	24
290490-	REMOVING EDUCATIONAL BARRIERS SCH	3	24
290500-	GENERALS PROMISE SCHOLARSHIP	3	24
295100-	PUF-FACILITIES	3	24
298105-	TUITION DISCOUNTS & ALLOWANCES	3	24
299000-	LOCAL RESERVE-UNEXPENDED BALANCE	3	24
301020-	PARKING FACILITIES-OPERATIONS	5	1
301305-	REVENUE EXEMPTIONS	5	1
401210-	WARRIOR RUGBY ATHLETIC SCHOLARSHIP	6	1
403000-	TEXAS PIONEER FOUNDATION GRANT	6	1
403100-	GREATER TX FOUNDATION SCHOLARSHIPS	6	1
403200-	MARCIS & ASSOCIATES SCHOLARSHIPS	6	1
403400-	PHI THETA KAPPA SCHOLARSHIP	6	1
404000-	FEDERAL FUNDS WORKSTUDY - EOP	6	1
405000-	VA CERTIFICATION-DEPT OF VA	6	1
405100-	PELL GRANT ADMINISTRATION	6	1
450050-	KISD SECONDARY MATH CONTRACT	6	2
450060-	PREDICTORS OF STUDENT SUCCESS GRANT	6	2
450090-	TX STATE LIBRARY & ARCHIVES GRANT	6	2
450101-	NSF-SOLAR-STUDIES WEEKLY	6	2
450102-	NSF-SOLAR-KEDC	6	2
450103-	NSF-SOLAR-JEOL	6	2
450104-	NSF SOLAR - HORIBA	6	2
450105-	NSF SOLAR - TAMUS1	6	2
450106-	NSF SOLAR - TAMUS2	6	2
450110-	CRI-SOLAR PROJECTS	6	3
450120-	TITLE IV-E STIPENDS - DFPS	6	3
600100-	PAVER SCHOLARSHIP PROJECT	6	3
600510-	EDUCATION OPPORTUNITY GRANTS	6	3
600550-	PELL GRANT PROGRAM	6	3
600560-	MARY YEAMAN MEMORIAL SCHOLARSHIP FD	6	3
600570-	BOB & KARIN ALLEMAN ENDOWED SCHOLAR	6	3
601130-	B. M. BECK ENDOWED SCHOLARSHIP FUND	6	4
601830-	JOHN AND ELIZABETH CHEATHAM ENDOWME	6	4
603170-	CHET & LEA EDWARDS ENDOWED SCHOLARS	6	4
603180-	STREIGHTIFF ARMY ROTC ENDOW SCHOLAR	6	4
604160-	THE FOUR WINDS GENERAL ENDOW SCHOLA	6	4

Printed on a Xerox 9700 Laser Printing System at the Computing Services Center / Texas A&M University

Form: URGB01 (02/05/85)

Account	Name	Section	Page
604170-	FOUR WINDS INTERTRIBAL SOCIETY SCHO	6	4
604180-	FOUR WINDS INTERTRIBAL SOC WARRIORS	6	4
604320-	FRIENDS OF TAMUCT ENDOWED SCHOLARSH	6	5
604760-	GREATER TX FOUNDATION SCHOLARSHIP	6	5
605680-	THE FARM CREDIT COLL OF BUS SCHOLAR	6	5
605690-	SUBHANI FOUNDATION SCHOLARSHIP	6	5
605700-	MBA COHORT SCHOLARSHIP	6	5
606460-	FRANK & SUE MAYBORN SCHOLARSHIP	6	5
607130-	TOLLY & FLORENCE MOORE ENDOWED SCHO	6	5
607180-	HAL MYRAH MEMORIAL SCHOLARSHIP FUND	6	6
609240-	LT. GENERAL H.S. TAYLOR SCHOLARSHIP	6	6
609250-	VA CENTER-CONNELL ENDOWED OPERATION	6	6
620000-	TUITION DISCOUNTS AND ALLOWANCES	6	6

Printed on a Xerox 9700 Laser Printing System at the Computing Services Center / Texas A&M University

Form: URGB01 (02/05/85)

Account	Name	Section	Page

****
* *
* BLANK PAGE *
* *
****

Printed on a Xerox 9700 Laser Printing System at the Computing Services Center / Texas A&M University

Form: URGB01 (02/05/85)

Name	Account	Section	Page
A/R - BAD DEBT EXPENSE - E&G	112000-	2	4
A/R BAD DEBT EXPENSE - DESIG.	270600-	3	19
ACADEMIC ADMINISTRATION	140050-	2	7
ACADEMIC SUPPORT-EWCHEC	182150-	2	9
ACADEMIC SUPPORT-YR END ADJ	110025-	2	4
ACADEMIC SUPPORT-YR END ADJ	270025-	3	19
ACCESS & INCLUSION	250100-	3	17
ACCESS & INCLUSION	150610-	2	7
ACHIEVE SCHOLARSHIP-LOCAL	290410-	3	23
ADJUNCT FACULTY SALARIES	230810-	3	14
ADMISSION FEE - TEACHER EDUC PROG	216300-	3	10
ADMISSIONS & RECORDS	250010-	3	15
ADMISSIONS AND RECORDS	150200-	2	7
ADVANCEMENT & ALUMNI RELATIONS	120020-	2	5
ADVANCEMENT & ALUMNI RELATIONS	220110-	3	11
ADVERTISING-SPECIAL ITEM	184002-	2	10
ADVISING	250030-	3	16
ALUMNI RELATIONS-BALFOUR	290161-	3	21
ASSOC PROVOST-ASSOC VP ACAD AFFAIRS	120015-	2	5
ASST PROVOST & AVP ACAD AFFAIRS	220105-	3	10
B. M. BECK ENDOWED SCHOLARSHIP FUND	601130-	6	4
B-ON-TIME SCHOLARSHIP	290450-	3	23
BIOLOGY	233275-	3	14
BLUE COAT AMBASSADOR SCHOLARSHIP	290150-	3	21
BOARD AUTHORIZED GRADUATE-RESIDENT	100206-	2	3
BOB & KARIN ALLEMAN ENDOWED SCHOLAR	600570-	6	3
BOOKSTORE COMMISSIONS	209182-	3	9
BUSINESS AFFAIRS	220305-	3	12
BUSINESS AFFAIRS	120215-	2	5
C.E.FIKES ENDOWED SCHOLARSHIP	290220-	3	22
CAREER SERVICES ATTIRE	250091-	3	17
CAREER SERVICES-LOCAL FUNDS	250090-	3	17
CENTURY COUNCIL GIFT	222020-	3	13
CERTIFICATION FEE - ED PREP	200770-	3	7
CHET & LEA EDWARDS ENDOWED SCHOLARS	603170-	6	4
CHET AND LEA EDWARDS SCHOLARSHIP	290350-	3	22
CIS NETWORKING FEES - OPERATIONS	200760-	3	7
COLLECTION COSTS-TUITION&FEES	209210-	3	9
COLLEGE OF ARTS & SCIENCES	240030-	3	14
COLLEGE OF ARTS & SCIENCES	140220-	2	7
COLLEGE OF BUSINESS ADMINISTRATION	140200-	2	7
COLLEGE OF BUSINESS ADMINISTRATION	240010-	3	14
COLLEGE OF EDUCATION	240020-	3	14
COLLEGE OF EDUCATION	140210-	2	7
COMMENCEMENT EXPENSE	220530-	3	13
COMPLIANCE OFFICE	220350-	3	12
COUNSELING CENTER - SI	185001-	2	10
COUNSELING SERVICES CENTER	240060-	3	15
CREDIT CARD FEES	209230-	3	10
CRI-SOLAR PROJECTS	450110-	6	3
DEFERRED COMPENSATION-CEO	270650-	3	19

Printed on a Xerox 9700 Laser Printing System at the Computing Services Center / Texas A&M University

Form: URGB01 (02/05/85)

Name	Account	Section	Page
DESIGNATED TUITION-RESIDENT	200010-	3	1
DIPLOMA REPLACEMENT FEE	200860-	3	9
DISTANCE LEARNING FEES	200750-	3	7
DISTANCE LEARNING SUPPORT-CAS	210120-	3	10
DISTANCE LEARNING SUPPORT-COBA	210110-	3	10
DISTANCE LEARNING SUPPORT-COE	210130-	3	10
EDUCATION OPPORTUNITY GRANTS	600510-	6	3
EDUCATIONAL & GENERAL STATE SUPPORT	100010-	2	1
EDUCATIONAL AIDE PROGRAM	155200-	2	8
EDUCATOR CERTIFICATES	255020-	3	17
ENROLLMENT MANAGEMENT	220220-	3	11
ENROLLMENT MANAGEMENT	120115-	2	5
EVENTS ACCOUNT-PRESIDENT'S OFFICE	222000-	3	13
EVENTS-PRESIDENT'S OFFICE-SPEC ITEM	187107-	2	10
EXTENSION LEARNING-MCEC-CE CREDIT	200740-	3	7
EXTENSION LEARNING-MCEC-CREDIT HRS	200730-	3	7
FACILITIES	160100-	2	8
FACULTY PROGRAMMING	240100-	3	15
FACULTY RESEARCH AND SCHOLARSHIP	240110-	3	15
FACULTY SALARIES POOL - CAS	132000-	2	6
FACULTY SALARIES POOL - COBA	131000-	2	6
FACULTY SALARIES POOL - COE	133000-	2	6
FACULTY SALARIES POOL-SPEC IT-CAS	180200-	2	8
FACULTY SALARIES POOL-SPEC IT-COBA	180100-	2	8
FACULTY SALARIES POOL-SPEC IT-COE	180300-	2	9
FACULTY SENATE	240120-	3	15
FEDERAL FUNDS WORKSTUDY - EOP	404000-	6	1
FIELD EXPERIENCE FEE-EDUC PREP	200326-	3	5
FIELD EXPERIENCE FEES - ARTS & SCI	200310-	3	4
FIELD EXPERIENCE FEES-BUS ADMIN	200302-	3	4
FIELD EXPERIENCE FEES-C & I	200306-	3	4
FIELD EXPERIENCE FEES-PSYCHOLOGY	200322-	3	4
FIELD EXPERIENCE FEES-SOCIAL WORK	200308-	3	4
FOUR WINDS INTERTRIBAL SOC WARRIORS	604180-	6	4
FOUR WINDS INTERTRIBAL SOCIETY SCHO	604170-	6	4
FRANK & SUE MAYBORN SCHOLARSHIP	606460-	6	5
FRIENDS OF TAMUCT ENDOWED SCHOLARSH	604320-	6	5
GENERAL SCHOLARSHIP FUND-BALFOUR	290160-	3	21
GENERALS PROMISE SCHOLARSHIP	290500-	3	24
GIP-STATE-ACADEMIC SUPPORT	100110-	2	1
GIP-STATE-INSTITUTIONAL SUPPORT	100112-	2	1
GIP-STATE-INSTRUCTION	100111-	2	1
GIP-STATE-O&M PLANT	100113-	2	1
GIP-STATE-RESEARCH	100114-	2	1
GIP-STATE-STUDENT SERVICE	100115-	2	1
GIP-291-ACADEMIC SUPPORT	100120-	2	1
GIP-291-INSTITUTIONAL SUPPORT	100122-	2	2
GIP-291-INSTRUCTION	100121-	2	1
GIP-291-OPER & MAINT OF PLANT	100123-	2	2
GIP-291-RESEARCH	100124-	2	2
GIP-291-STUDENT SERVICE	100125-	2	2

Printed on a Xerox 9700 Laser Printing System at the Computing Services Center / Texas A&M University

Form: URGB01 (02/05/85)

Name	Account	Section	Page
GOVERNMENTAL RELATIONS	120300-	2	6
GRADUATE APPLICATION FEES	200630-	3	6
GRADUATE CERTIFICATE APP FEE	200411-	3	5
GRADUATION APPLICATION FEE	200790-	3	8
GRADUATION APPLICATION-LATE FEE	200791-	3	8
GREATER TX FOUNDATION SCHOLARSHIP	604760-	6	5
GREATER TX FOUNDATION SCHOLARSHIPS	403100-	6	1
GROW YOUR OWN SCHOLARSHIP	290440-	3	23
HAL MYRAH MEMORIAL SCHOLARSHIP FUND	607180-	6	6
HUMAN RESOURCES	120220-	2	6
HUMAN RESOURCES/EEO	220310-	3	12
INFORMATION TECHNOLOGY	260040-	3	18
INFORMATION TECHNOLOGY - SPEC. ITEM	183099-	2	9
INSTALLMENT FEES	200710-	3	6
INSTALLMENT PLAN - LATE FEE	200712-	3	6
INSTITUTIONAL SUPPORT-EWCHEC	182200-	2	9
INSTITUTIONAL SUPPORT-YR END ADJ	110035-	2	4
INSTITUTIONAL SUPPORT-YR END ADJ	270035-	3	19
INSTRUCTION - EWCHEC	182100-	2	9
INSTRUCTION-YR END ADJ	110010-	2	4
INSTRUCTION-YR END ADJ	270010-	3	18
INSURANCE EXPENSE	260420-	3	18
INTEREST EARNINGS- FUND 291	100401-	2	3
INTEREST EARNINGS-CASH POOL	209000-	3	9
INTERNATIONAL HEALTH INSURANCE	200671-	3	6
INTERNATIONAL PROGRAM FEE	200670-	3	6
INTERNSHIP FEE-SOCIAL WORK	200330-	3	5
INTERNSHIP FEES - ED PREP	200880-	3	9
INVESTMENT GAINS-DESIGNATED FUNDS	209100-	3	9
JOHN AND ELIZABETH CHEATHAM ENDOWME	601830-	6	4
KISD SECONDARY MATH CONTRACT	450050-	6	2
LABORATORY FEES	100220-	2	3
LATE PAYMENT FEES	200805-	3	8
LATE REGISTRATION FEES	200800-	3	8
LIBRARY	140100-	2	7
LIBRARY - CASH DONATIONS	241100-	3	15
LIBRARY OPERATIONS	240000-	3	14
LIBRARY-LOST & PAID	200815-	3	8
LIBRARY-SPECIAL ITEM	184001-	2	9
LICENSING REVENUE	209150-	3	9
LIFE'S NEXT CHAPTER SCHOLARSHIP	290390-	3	22
LOCAL RESERVE-UNEXPENDED BALANCE	299000-	3	24
LOTTE VERNON ACCT SCHOLARSHIP	290460-	3	23
LT. GENERAL H.S. TAYLOR SCHOLARSHIP	609240-	6	6
MAESTRO ASSESSMENT	182005-	2	9
MARCIS & ASSOCIATES SCHOLARSHIPS	403200-	6	1
MARKETING & COMMUNICATIONS - LOCAL	220240-	3	11
MARKETING & COMMUNICATIONS-STATE	120125-	2	5
MARKETING-BALFOUR LICENSING	290162-	3	21
MARY YEAMAN MEMORIAL SCHOLARSHIP FD	600560-	6	3
MATERIALS FEE - COBA	200460-	3	5

Printed on a Xerox 9700 Laser Printing System at the Computing Services Center / Texas A&M University

Form: URGB01 (02/05/85)

Name	Account	Section	Page
MBA COHORT SCHOLARSHIP	605700-	6	5
MILITARY SCIENCE	240040-	3	14
MILITARY SERVICE SCHOLARSHIP	290400-	3	23
MISCELLANEOUS INCOME - DESIGNATED	209180-	3	9
MOSELEY DAY	255015-	3	17
MUSIC PROGRAM W/TEMPLE COLLEGE	233216-	3	14
NCPACE-NAVY AFLOAT COLLEGE ED PROG	200720-	3	6
NON-RESIDENT WAIVERS & ADJUSTMENTS	100283-	2	3
NSF SOLAR - HORIBA	450104-	6	2
NSF SOLAR - TAMUS1	450105-	6	2
NSF SOLAR - TAMUS2	450106-	6	2
NSF-SOLAR-JEOL	450103-	6	2
NSF-SOLAR-KEDC	450102-	6	2
NSF-SOLAR-STUDIES WEEKLY	450101-	6	2
OFFICE OF GRADUATE STUDIES	120105-	2	5
OFFICE OF GRADUATE STUDIES	220215-	3	11
ONLINE INSTRUCTION	200751-	3	7
OP & MAIN PLANT-EWCHEC	182175-	2	9
OPERATIONS	160500-	2	8
OPERATIONS	260070-	3	18
OPERATIONS RESERVE - PRESIDENT	220890-	3	13
OPERATIONS-YR END ADJ	270040-	3	19
OPERATIONS-YR END ADJ	110040-	2	4
ORP-INSTITUTIONAL SHARE	221000-	3	13
PARKING FACILITIES-OPERATIONS	301020-	5	1
PAVER SCHOLARSHIP PROJECT	600100-	6	3
PAYROLL SERVICES	220330-	3	12
PELL GRANT ADMINISTRATION	405100-	6	1
PELL GRANT PROGRAM	600550-	6	3
PHI THETA KAPPA SCHOLARSHIP	403400-	6	1
POSTAGE ACCOUNT	209220-	3	10
PRACTICUM CLINIC FEES	241000-	3	15
PREDICTORS OF STUDENT SUCCESS GRANT	450060-	6	2
PRESIDENT'S OFFICE	120010-	2	4
PRESIDENT'S OFFICE-LOCAL FUNDS	220100-	3	10
PRESIDENTAL NEEDS-BASED SCHOLARSHIP	290120-	3	20
PROMPT PAYMENT INTEREST - STATE	120400-	2	6
PUF-FACILITIES	295100-	3	24
PURCHASING	220340-	3	12
PURCHASING-SPECIAL ITEM	187100-	2	10
QEP - QUALITY ENHANCEMENT PROGRAM	240130-	3	15
RECREATIONAL SPORTS FEE	200420-	3	5
RECRUITING INITIATIVES	184006-	2	10
REINSTATEMENT FEES	200820-	3	8
REMOVING EDUCATIONAL BARRIERS SCH	290490-	3	24
RESEARCH STUDIES - SPECIAL ITEM	187102-	2	10
RESEARCH-YR END ADJ	110015-	2	4
RESEARCH-YR END ADJ	270015-	3	18
RETURNED CHECK FEES	200810-	3	8
REVENUE EXEMPTIONS	200020-	3	1
REVENUE EXEMPTIONS	100281-	2	3

Printed on a Xerox 9700 Laser Printing System at the Computing Services Center / Texas A&M University

Form: URGB01 (02/05/85)

Name	Account	Section	Page
REVENUE EXEMPTIONS	301305-	5	1
ROTC PROGRESSION CADET SCHOLARSHIP	290062-	3	20
ROTC SCHOLARSHIPS	290060-	3	20
SA - CAREER SERVICES	200225-	3	3
SA - NEW STUDENT PROGRAMS	200250-	3	4
SA - STUDENT CONDUCT	200245-	3	3
SA - STUDENT COUNSELING CENTER	200260-	3	4
SA - STUDENT ENGAGEMENT	200235-	3	3
SA - STUDENT GOVERNMENT ASSOCIATION	200230-	3	3
SA - STUDENT SUCCESS	200220-	3	3
SA - STUDENT TRAVEL & EVENT FUNDING	200240-	3	3
SA - TUTORING	200221-	3	3
SAFETY & RISK MANAGEMENT	220345-	3	12
SAFETY & RISK MANAGEMENT	120240-	2	6
SAL RELATED BENEFITS-AS	100130-	2	2
SAL RELATED BENEFITS-IN	100131-	2	2
SAL RELATED BENEFITS-IS	100132-	2	2
SAL RELATED BENEFITS-OM	100133-	2	2
SAL RELATED BENEFITS-RES	100134-	2	2
SAL RELATED BENEFITS-SS	100135-	2	2
SCH OF ARTS/SCI ACAD SCHOLARSHIP	290370-	3	22
SCH OF BUSINESS - ACAD SCHOLARSHIP	290360-	3	22
SCH OF EDU/PSYCH ACAD SCHOLARSHIP	290380-	3	22
SCHOLARSHIPS-YR END ADJ	270060-	3	19
SCHOLARSHIPS-YR END ADJ	110060-	2	4
SERV DEPT-LUMP SUM RESERVE	280150-	4	1
SERV DEPT-TELECOMMUNICATIONS	280200-	4	1
SERV DEPT-UNEMPLOYMENT COMP INSURAN	280100-	4	1
SOCIAL WORK - SPECIAL ITEM	184005-	2	10
STAFF COUNCIL	220570-	3	13
STAFF PROGRAMMING	220560-	3	13
STATE & INTERNAL AUDITS	220500-	3	12
STATE TUITION - NONRESIDENT	100202-	2	3
STATE TUITION - RESIDENT	100201-	2	3
STEPHEN & MARY HANIK SCHOLARSHIP	290480-	3	24
STREIGHTIFF ARMY ROTC ENDOW SCHOLAR	603180-	6	4
STUDENT AFFAIRS-BALFOUR LICENSING	290163-	3	21
STUDENT ENGAGEMENT-LOCAL	250070-	3	16
STUDENT FINANCIAL AID	250020-	3	16
STUDENT FINANCIAL AID	150300-	2	7
STUDENT INFORMATION SYSTEM	150700-	2	8
STUDENT INFORMATION SYSTEM	261100-	3	18
STUDENT INFORMATION SYSTEM-SI	186106-	2	10
STUDENT RECRUITING	250060-	3	16
STUDENT SERVICES FEES-OPERATIONS	200210-	3	2
STUDENT SERVICES RESERVE	200215-	3	2
STUDENT SERVICES-EWCHEC	182125-	2	9
STUDENT SERVICES-YR END ADJ	110030-	2	4
STUDENT SERVICES-YR END ADJ	270030-	3	19
STUDENT SUCCESS-LOCAL FUNDS	250075-	3	16
STUDY ABROAD PROGRAM	250200-	3	17

Printed on a Xerox 9700 Laser Printing System at the Computing Services Center / Texas A&M University

Form: URGB01 (02/05/85)

Name	Account	Section	Page
SUBHANI FOUNDATION SCHOLARSHIP	605690-	6	5
SUMMER SCHOOL SALARIES	230800-	3	13
SUMMER SCHOOL SALARIES-SPECIAL ITEM	189920-	2	10
SYSTEM MANAGED SERVICES	121000-	2	6
TAMU SHARED SERVICES	121100-	2	6
TAMU-CT COHORT SCHOLARSHIP	290130-	3	21
TAMU-CT EMP SPOUSE/CHILD SCHOLARSHI	290040-	3	20
TAMU-CT EMPLOYEE SCHOLARSHIPS	290030-	3	20
TAMUCT TEXTBOOK SCHOLARSHIP	290190-	3	22
TESTING FEES	200780-	3	8
TESTING SERVICES-LOCAL FUNDS	250080-	3	16
TEXAS GRANTS	155100-	2	8
TEXAS PIONEER FOUNDATION GRANT	403000-	6	1
THE FARM CREDIT COLL OF BUS SCHOLAR	605680-	6	5
THE FOUR WINDS GENERAL ENDOW SCHOLA	604160-	6	4
THE KNIGHT SCHOLARSHIP	290470-	3	23
THE PICNIC	250300-	3	17
TITLE IV-E STIPENDS - DFPS	450120-	6	3
TOLLY & FLORENCE MOORE ENDOWED SCHO	607130-	6	5
TPEG GRANTS - NON-RESIDENT	290020-	3	20
TPEG GRANTS - RESIDENT	290010-	3	19
TUITION - EXCESSIVE HOURS_+ 3 PEAT	100204-	2	3
TUITION DISCOUNTS & ALLOWANCES	298105-	3	24
TUITION DISCOUNTS AND ALLOWANCES	200030-	3	1
TUITION DISCOUNTS AND ALLOWANCES	100282-	2	3
TUITION DISCOUNTS AND ALLOWANCES	620000-	6	6
TUITION DISCOUNTS AND ALLOWANCES	198110-	2	11
TUITION REBATE	198125-	2	11
TX STATE LIBRARY & ARCHIVES GRANT	450090-	6	2
UCARE PROJECTS	265110-	3	18
UNAPPROPRIATED INCOME	109800-	2	4
UNDERGRAD APPLICATION FEES	200620-	3	6
UNIVERSITY POLICE	260020-	3	17
UNIVERSITY POLICE	160200-	2	8
UNIVERSITY SERVICES FEE	200150-	3	1
USF-ADVISING	200159-	3	2
USF-BUSINESS OFFICE	200158-	3	2
USF-CAS	200152-	3	1
USF-COBA	200151-	3	1
USF-COE	200153-	3	1
USF-INTERNATIONAL EDUCATION	200156-	3	2
USF-LIBRARY	200154-	3	1
USF-PRESIDENT'S DISCRETIONARY	200161-	3	2
USF-RECORDS & ADMISSIONS	200157-	3	2
USF-TECHNOLOGY	200155-	3	2
UTILITIES - PURCHASED	160300-	2	8
VA CENTER-CONNELL ENDOWED OPERATION	609250-	6	6
VA CERTIFICATION-DEPT OF VA	405000-	6	1
VENDING COMMISSIONS	209183-	3	9
VETERANS AFFAIRS OFFICE	250050-	3	16
VICE PRES ACADEMIC & STUDENT AFFAIR	220200-	3	11

Printed on a Xerox 9700 Laser Printing System at the Computing Services Center / Texas A&M University

Form: URGB01 (02/05/85)

Name	Account	Section	Page
VICE PRESIDENT ACADEMIC & STUDENT A	120100-	2	5
VICE PRESIDENT FINANCE & ADMIN	220300-	3	12
VICE PRESIDENT FINANCE & ADMINISTRA	120200-	2	5
VP RESEARCH AND ECONOMIC DEV	220210-	3	11
WARRIOR CORPS INCENTIVE	290170-	3	21
WARRIOR CORPS MERIT SCHOLAR	290180-	3	21
WARRIOR RUGBY ATHLETIC SCHOLARSHIP	401210-	6	1
WARRIOR TUITION GRANTS - GRADUATE	290051-	3	20
WARRIOR TUITION GRANTS-UNDERGRAD	290050-	3	20
WELLNESS INITIATIVES	220545-	3	13
WRITING INTENSIVE FEE-OPERATIONS	200528-	3	5
YELLOW RIBBON SCHOLARSHIP	290430-	3	23
5TH YEAR ACCOUNTING SCHOLARSHIP	150330-	2	7

Printed on a Xerox 9700 Laser Printing System at the Computing Services Center / Texas A&M University

Form: URGB01 (02/05/85)

Name	Account	Section	Page

****
* *
* BLANK PAGE *
* *
****

Printed on a Xerox 9700 Laser Printing System at the Computing Services Center / Texas A&M University

12.03.99.D1 Faculty Workload

Approved: March 14, 2014
Revised: August 1, 2017
Next Scheduled Review: August 1, 2020

Rule Statement

This rule is established to provide specific guidelines regarding the minimum academic workload for faculty.

Reason for Rule

This rule establishes standards for the interpretation of institutional workload requirements and outlines the range of acceptable assignments to ensure compliance with System Policy 12.03, *Faculty Academic Workload and Reporting Requirements*.

Procedures and Responsibilities

1. GENERAL

1.1 To support the mission of Texas A&M University-Central Texas, members of the faculty perform their classroom duties and carry out a variety of essential functions. Examples of regular faculty responsibilities include the following functions: academic advising; supervision of undergraduate and graduate students; direction of individual studies, theses, and dissertations; leadership in curriculum development; participation in school and university governance; scholarship; and participation in professional activities, and special projects of the university.

1.2 Acknowledging the diverse responsibilities of its faculty, the university supports an equitable and reasonable workload assignment system. The university follows the university procedure 12.03.99.D1.01 *Faculty Workload* which specifies the amount of workload credit that may be granted for various faculty assignments. Tenured, tenure-track, and professional track faculty are treated the same with respect to the determination of faculty workload credit.

1.3 The academic workload standard for full-time tenured and tenure-track faculty members is 12 workload credits per semester. (Part-time faculty workload credits are proportional to the full-time equivalent appointment.) These workload credits are assigned for direct instruction and for a variety of instructionally-related, administrative, scholarly, and service activities. The instructional

component is consistent with System Policy 12.03 *Faculty Academic Workload and Reporting Requirements*.

1.4 Consistent with System Policy 12.07 *Fixed Term Academic Professional Track Faculty*, certain individuals whose excellence in teaching, research, or service make them beneficial members of the university may be hired as professional track faculty as a means of providing them with stable, long-term employment. The academic workload standard for professional track faculty is 12 workload credits per semester in addition to other duties as assigned equivalent to 3 workload credits per long semester. These additional duties may require the teaching of an additional course during a long semester, or the needs of a faculty member's department may determine that other non-instructional duties are required.

1.5 Examples of other non-instructional duties include: academic advising; participation in school and university governance; scholarship; participation in professional activities; and special projects of the university. If a professional track faculty member teaches five courses equivalent to three workload credits each in a long semester they may be released from all other administrative, scholarly, and service activities, and other duties as assigned.

1.6 Assignments of non-instructional workload credit are made by the Dean on the basis of recommendations made by the appropriate Department Chair in consultation with the departmental faculty. Non-instructional workload assignments greater than 6 workload credits require the approval of the Provost and Vice President for Academic and Student Affairs.

2. WORKLOAD CREDIT-GENERATING DIRECT INSTRUCTION

2.1 Direct teaching activities include but are not limited to the following:

a) instruction of lecture and seminar courses, and independent studies,
b) laboratory and clinical instruction, music ensemble, and studio art,
c) supervision of student teachers, and interns,
d) private music lessons,
e) chairing master's thesis committees,
f) chairing doctoral dissertation committees,
g) teaching a practicum as a group course, and
h) team teaching.

2.2 Guidelines for assigning workload credits for credit-generating activities are provided in university procedure 12.03.99.D1.01 *Faculty Workload*.

3. ADMINISTRATIVE ASSIGNMENTS

3.1 Faculty members may receive workload credits for administrative assignments. The amount of workload credit for administrative duties that a faculty member receives is dependent upon the complexity of the department or program, the assigned duties of the position, and the number of faculty members or students supervised. Positions in which a faculty member is given an administrative,

supervisory, or coordinative assignment directly related to the instructional programs and purposes of the university include: chair of a department and coordinator/director of a center, a program, or a clinic. Guidelines for assigning workload credits for administrative assignments are provided in university procedure 12.03.99.D1.01 *Faculty Workload*.

4. NON-ADMINISTRATIVE ACADEMIC ASSIGNMENTS

4.1 Academic workload credit may occasionally be given for non-administrative academic assignments, including instructionally-related activities, scholarship, service, and other academically-related assignments. A faculty member may earn workload credits to be used the current semester or "banked" for subsequent semesters within the fiscal year (September 1 -August 31), except for research grant-related workload banking that may be used within two fiscal years.

4.2 During the academic year, a faculty member, with the approval of the Department Chair and Dean, may request possible academic workload credits for non-administrative reasons including: (1) instructionally-related activities, (2) scholarship, (3) service, and (4) special circumstances. Guidelines for assigning workload credits for non-administrative academic assignments are provided in university procedure 12.03.99.D1.01 *Faculty Workload*.

5. SCHOLARSHIP

5.1 While research, scholarship and/or creative activity is required for all faculty in tenure or tenure-track positions, a limited number of academic workload credits may be assigned for exceptional research, scholarship, or creative activities. Academic workload credit for scholarly and creative activities is recommended through a proposal submission process involving peer-review. Faculty granted academic workload credit for these activities must demonstrate progress in their efforts at the end of each semester of the workload credit. Peer review is necessary for any work to be deemed as scholarship for purposes of academic workload credit.

5.2 Academic workload credit may be provided for certain activities related to scholarship, such as preparation of a major research grant or contract proposal. Also, a faculty member may receive academic workload credits when external grants fund his or her salary. Finally, a new faculty member may receive academic workload credit to establish a research agenda and develop courses. Guidelines for assigning workload credits for scholarship are provided in university procedure 12.03.99.D1.01 *Faculty Workload.*

6. SERVICE

6.1 A faculty member may receive academic workload credit for extraordinary service at the university, in the academic discipline, and/or to the public. Guidelines for assigning workload credits for service are provided in university procedure 12.03.99.D1.01 *Faculty Workload.*

7. SPECIAL CIRCUMSTANCES

7.1 The President may grant academic workload credit for special presidential assignments. With the consent of the Provost and Vice President for Academic Affairs, a Dean may grant academic workload credit for reasons not described in this rule.

8. MONITORING WORKLOAD

8.1 Within the framework of university workload rules, each school, with formal advice from and by majority vote of the faculty, will develop procedures for assigning academic workload credit. The ultimate responsibility for ensuring compliance with workload rules and equity across the school lies with the Dean.

8.2 The Provost and Vice President for Academic and Student Affairs has final responsibility for the approval of academic workloads in conformity with university rules and procedures and The Texas A&M University System policies. The ultimate responsibility for ensuring workload equity across the university lies with the Provost.

9. REQUESTS FOR REVIEW OF ACADEMIC WORKLOAD ASSIGNMENTS

9.1 Texas A&M University-Central Texas recognizes the right of faculty members to request a review of workload assignments before a panel of peers. The Complaint and Appeal Procedures for Faculty Members in University SAP 32.01.01.D0.01 will be used for review of academic workload assignments.

10. REQUIRED REPORTS

10.1 The Director of Institutional Research and Assessment shall collect, analyze, compile and consolidate data necessary to generate the Faculty Report (CBM-008) required by the Texas Higher Education Coordinating Board (THECB) and the Faculty Workload Report as referenced in System Policy 12.03 *Faculty Academic Workload and Reporting Requirements*. The Director of Institutional Research and Effectiveness shall submit all related reports to the Provost/VPASA for review prior to submission to the President for approval and then to the Chancellor of The Texas A&M University System Board of Regents and THECB. The standard reporting format and deadlines as provided by THECB will be followed.

Related Statutes, Policies, or Requirements

System Policy 12.03 Faculty Academic Workload and Reporting Requirements

System Policy 12.07 Fixed Term Academic Professional Track Faculty

University Procedure *12.03.99.D1.01 Faculty Workload*

Education Code: Section 51.402 (b), (c), and (d)

Contact Office

Provost and Vice President for Academic and Student Affairs
(254) 519-5447

TEXAS A&M UNIVERSITY - COMMERCE



Board Approved Operating Budgets

Fiscal Year Ending August 31, 2019

Table of Contents

Section	Title
1	Statement of Changes in Fund Balance
2	Functional and General Funds
3	Designated Funds
4	Designated Service Departments
5	Auxiliary Enterprises
6	Restricted Funds
7	Plant Funds
8	Transfers by Account
9	Allocations by Account
10	Index by Account Number
11	Index by Account Name
Appendix	Faculty Academic Workload Policy

Form: URGB01 (02/05/85)
Printed on a Xerox 9700 Laser Printing System at the Computing Services Center / Texas A&M University

Table of Contents

Section	Title

BLANK PAGE

Form: URGB01 (02/05/85)
Printed on a Xerox 9700 Laser Printing System at the Computing Services Center / Texas A&M University

Form: URGB01 (02/05/85)

Description	Current Funds: Functional and General	Current Funds: Designated	Current Funds: Auxiliary Enterprises	Current Funds: Restricted	Plant Funds	Total
Revenues						
State Approp - General Revenue	41,556,331					41,556,331
State Approp - Benefits Pd by St	11,497,014					11,497,014
Higher Education Fund	10,786,313					10,786,313
Tuition - State	19,439,000					19,439,000
Tuition - Designated		28,032,700				28,032,700
Discounts and Allowances-Tuition	5,257,496-	7,056,424-				12,313,920-
Fees	83,000	27,413,065	16,340,000			43,836,065
Discounts and Allowances-Fees	93,771-	6,029,532-	3,099,835-			9,223,138-
Exemptions	1,200,000	2,550,000	346,700			4,096,700
Contracts and Grants		20,000		4,617,500		4,637,500
Student Financial Assistance	69,716			22,770,669		22,840,385
Gifts			95,000	1,500,000		1,595,000
Sales and Services	73,956	930,000	20,401,315			21,405,271
Discounts and Allowances-Sales			4,548,847-			4,548,847-
Investment Income	32,000	2,570,000	340,000			2,942,000
Other Operating Income		90,000	233,001			323,001
Total Revenue	79,386,063	48,519,809	30,107,334	28,888,169		186,901,375
Expenses						
Salaries - Faculty	32,650,168	4,731,827		234,626		37,616,621
Salaries - Non-Faculty	19,407,780	4,052,942	7,227,791	740,000		31,428,513
Wages	426,736	2,944,834	1,934,823			5,306,393
Benefits	16,865,620	2,665,480	2,522,286			22,053,386
Utilities	42,900	3,030,000	1,556,500			4,629,400
Scholarships	1,911,745	15,305,301	2,464,869	25,270,669		44,952,584
Scholarship Discounts	3,579,431-	8,871,452-	1,326,736-	12,308,286-		26,085,905-
Operations and Maintenance	4,826,202	22,721,694	16,968,959	2,642,874		47,159,729
Equipment (Capitalized)	3,535,000	162,078-	589,444			3,962,366
Total Expense(Less Service Depts)	76,086,720	46,418,548	31,937,936	16,579,883		171,023,087
Net Service Departments						
Total Expense	76,086,720	46,418,548	31,937,936	16,579,883		171,023,087
Transfers						
Retirement of Indebtedness	5,898,282-	710,764-	6,669,242-			13,278,288-
Other Transfers	2,598,939	1,390,497-	8,499,844	12,308,286-	2,600,000	
Total Transfers	3,299,343-	2,101,261-	1,830,602	12,308,286-	2,600,000	13,278,288-
Net Change in Fund Balance					2,600,000	2,600,000

Printed on a Xerox 9700 Laser Printing System at the Computing Services Center / Texas A&M University

Form: URGB01 (02/05/85)

Description	Current Funds: Functional and General	Current Funds: Designated	Current Funds: Auxiliary Enterprises	Current Funds: Restricted	Plant Funds	Total

****
* *
* BLANK PAGE *
* *
****

Printed on a Xerox 9700 Laser Printing System at the Computing Services Center / Texas A&M University

Form: URGB01 (02/05/85)

Account	Description	Beginning Balance	Revenues	Net Allocations	Expenditures	Increase (Decrease)	Ending Balance
100001	LEGISLATIVE APPROPRIATION						
	Revenue						
	State Approp - Gene		41,393,911				
	Account Total	0	41,393,911	41,393,911-	0	0	0
100002	LEGISLATIVE APPROPRIATION OASI						
	Revenue						
	State Approp - Bene		2,391,200				
	Account Total	0	2,391,200	2,391,200-	0	0	0
100006	RESEARCH DEVELOPMENT FUND						
	Revenue						
	State Approp - Gene		141,210				
	Account Total	0	141,210	141,210-	0	0	0
100009	GIP FUND 0001						
	Revenue						
	State Approp - Bene		6,625,314				
	Account Total	0	6,625,314	6,625,314-	0	0	0
100011	HEF REVENUE						
	Revenue						
	Higher Education Fu		10,786,313				
	Account Total	0	10,786,313	10,786,313-	0	0	0
100012	FUND 001 RETIREMENT - TRS						
	Revenue						
	State Approp - Bene		1,984,400				
	Account Total	0	1,984,400	1,984,400-	0	0	0
100013	FUND 001 UNEMPLOYMENT COMP INS						
	Revenue						
	State Approp - Gene		21,210				
	Account Total	0	21,210	21,210-	0	0	0
100022	FUND 001 RETIREMENT - ORP						
	Revenue						
	State Approp - Bene		496,100				
	Account Total	0	496,100	496,100-	0	0	0
100100-11002	TUITION-RESIDENT-FALL						
	Revenue						
	Tuition - State		4,760,000				
	Account Total	0	4,760,000	4,760,000-	0	0	0
100100-11003	TUITION-NONRESIDENT-FALL						
	Revenue						
	Tuition - State		1,870,000				
	Account Total	0	1,870,000	1,870,000-	0	0	0

Printed on a Xerox 9700 Laser Printing System at the Computing Services Center / Texas A&M University

Form: URGB01 (02/05/85)

Account	Description	Beginning Balance	Revenues	Net Allocations	Expenditures	Increase (Decrease)	Ending Balance
100100-12002	TUITION-RESIDENT-SPRING						
	Revenue						
	Tuition - State		4,310,000				
	Account Total	0	4,310,000	4,310,000-	0	0	0
100100-12003	TUITION-NONRESIDENT-SPRING						
	Revenue						
	Tuition - State		1,600,000				
	Account Total	0	1,600,000	1,600,000-	0	0	0
100100-13002	TUITION-RESIDENT-SUMMER I						
	Revenue						
	Tuition - State		801,000				
	Account Total	0	801,000	801,000-	0	0	0
100100-13003	TUITION-NONRESIDENT-SUMMER I						
	Revenue						
	Tuition - State		240,000				
	Account Total	0	240,000	240,000-	0	0	0
100100-14002	TUITION-RESIDENT-SUMMER II						
	Revenue						
	Tuition - State		541,000				
	Account Total	0	541,000	541,000-	0	0	0
100100-14003	TUITION-NONRESIDENT-SUMMER II						
	Revenue						
	Tuition - State		150,000				
	Account Total	0	150,000	150,000-	0	0	0
100300-11002	TUITION SETASIDE-RES LOAN-FALL						
	Revenue						
	Tuition - State		82,000				
	Account Total	0	82,000	82,000-	0	0	0
100300-11003	TUITION SETASIDE-NR LOAN-FALL						
	Revenue						
	Tuition - State		5,000				
	Account Total	0	5,000	5,000-	0	0	0
100300-12002	TUITION SETASIDE-RES LOAN-SPRING						
	Revenue						
	Tuition - State		78,000				
	Account Total	0	78,000	78,000-	0	0	0
100300-12003	TUITION SETASIDE-NR LOAN-SPRNG						
	Revenue						
	Tuition - State		4,000				
	Account Total	0	4,000	4,000-	0	0	0

Printed on a Xerox 9700 Laser Printing System at the Computing Services Center / Texas A&M University

Form: URGB01 (02/05/85)

Account	Description	Beginning Balance	Revenues	Net Allocations	Expenditures	Increase (Decrease)	Ending Balance
100300-13002	TUIT SETASIDE-RES LOAN-SUM I						
	Revenue						
	Tuition - State		18,000				
	Account Total	0	18,000	18,000-	0	0	0
100300-13003	TUITION SETASIDE-NR LOAN-SUM I						
	Revenue						
	Tuition - State		1,000				
	Account Total	0	1,000	1,000-	0	0	0
100300-14002	TUIT SETASIDE-RES LOAN-SUMII						
	Revenue						
	Tuition - State		11,000				
	Account Total	0	11,000	11,000-	0	0	0
100300-14003	TUITION SETASIDE-NR LOAN-SUMII						
	Revenue						
	Tuition - State		1,000				
	Account Total	0	1,000	1,000-	0	0	0
100400-11002	TUIT SETASIDE-RES GRANT-FALL						
	Revenue						
	Tuition - State		740,000				
	Account Total	0	740,000	740,000-	0	0	0
100400-11003	TUIT SETASIDE-NR GRANT-FALL						
	Revenue						
	Tuition - State		46,000				
	Account Total	0	46,000	46,000-	0	0	0
100400-12002	TUIT SETASIDE-RES GRANT-SPRNG						
	Revenue						
	Tuition - State		700,000				
	Account Total	0	700,000	700,000-	0	0	0
100400-12003	TUIT SETASIDE-NR GRANT-SPRNG						
	Revenue						
	Tuition - State		45,000				
	Account Total	0	45,000	45,000-	0	0	0
100400-13002	TUIT SETASIDE-RES GRANT-SUMI						
	Revenue						
	Tuition - State		160,000				
	Account Total	0	160,000	160,000-	0	0	0
100400-13003	TUIT SETASIDE-NR GRANT-SUMI						
	Revenue						
	Tuition - State		5,000				
	Account Total	0	5,000	5,000-	0	0	0

Printed on a Xerox 9700 Laser Printing System at the Computing Services Center / Texas A&M University

Form: URGB01 (02/05/85)

Account	Description	Beginning Balance	Revenues	Net Allocations	Expenditures	Increase (Decrease)	Ending Balance
100400-14002	TUIT SETASIDE-RES GRANT-SUMII						
	Revenue						
	Tuition - State		100,000				
	Account Total	0	100,000	100,000-	0	0	0
100400-14003	TUIT SETASIDE-NR GRANT-SUMII						
	Revenue						
	Tuition - State		4,000				
	Account Total	0	4,000	4,000-	0	0	0
100500-11002	GRAD TUITION-RESIDENT-FALL						
	Revenue						
	Tuition - State		930,000				
	Account Total	0	930,000	930,000-	0	0	0
100500-11003	GRAD TUITION-NONRESIDENT-FALL						
	Revenue						
	Tuition - State		278,000				
	Account Total	0	278,000	278,000-	0	0	0
100500-12002	GRAD TUITION-RESIDENT-SPRING						
	Revenue						
	Tuition - State		905,000				
	Account Total	0	905,000	905,000-	0	0	0
100500-12003	GRAD TUITION-NONRESIDENT-SPRNG						
	Revenue						
	Tuition - State		252,000				
	Account Total	0	252,000	252,000-	0	0	0
100500-13002	GRAD TUITION-RESIDENT-SUMMER I						
	Revenue						
	Tuition - State		425,000				
	Account Total	0	425,000	425,000-	0	0	0
100500-13003	GRAD TUITION-NONRESIDENT-SUM I						
	Revenue						
	Tuition - State		69,000				
	Account Total	0	69,000	69,000-	0	0	0
100500-14002	GRAD TUITION-RESIDENT-SUMM II						
	Revenue						
	Tuition - State		255,000				
	Account Total	0	255,000	255,000-	0	0	0
100500-14003	GRAD TUITION-NONRESIDNT-SUM II						
	Revenue						
	Tuition - State		53,000				
	Account Total	0	53,000	53,000-	0	0	0

Printed on a Xerox 9700 Laser Printing System at the Computing Services Center / Texas A&M University

Form: URGB01 (02/05/85)

Account	Description	Beginning Balance	Revenues	Net Allocations	Expenditures	Increase (Decrease)	Ending Balance
100830	FARM & DAIRY						
	Revenue						
	Sales and Services		73,956				
	Account Total	0	73,956	73,956-	0	0	0
100840	INTEREST - LOCAL FUNDS						
	Revenue						
	Investment Income		2,000				
	Account Total	0	2,000	2,000-	0	0	0
100841	INTEREST - STATE TREASURY DEPOSITS						
	Revenue						
	Investment Income		30,000				
	Account Total	0	30,000	30,000-	0	0	0
100850-11002	LAB FEES - FALL						
	Revenue						
	Fees		40,000				
	Account Total	0	40,000	40,000-	0	0	0
100850-12002	LAB FEES - SPRING						
	Revenue						
	Fees		37,000				
	Account Total	0	37,000	37,000-	0	0	0
100850-13002	LAB FEES - SUM I						
	Revenue						
	Fees		4,000				
	Account Total	0	4,000	4,000-	0	0	0
100850-14002	LAB FEES - SUM II						
	Revenue						
	Fees		2,000				
	Account Total	0	2,000	2,000-	0	0	0
100890	TEXAS COLLEGE WORK STUDY						
	Revenue						
	Student Financial A		69,716				
	Account Total	0	69,716	69,716-	0	0	0
120010-20300	ART						
	Expense						
	Salaries - Faculty				1,013,040		
	Salaries - Non-Faculty				104,863		
	Account Total	0	0	1,117,903	1,117,903	0	0

Printed on a Xerox 9700 Laser Printing System at the Computing Services Center / Texas A&M University

Form: URGB01 (02/05/85)

Account	Description	Beginning Balance	Revenues	Net Allocations	Expenditures	Increase (Decrease)	Ending Balance
120080-20300	HISTORY						
	Expense						
	Salaries - Faculty				622,411		
	Salaries - Non-Faculty				27,500		
	Account Total	0	0	649,911	649,911	0	0
120120-20300	LITERATURE & LANGUAGES						
	Expense						
	Salaries - Faculty				1,763,698		
	Salaries - Non-Faculty				81,111		
	Account Total	0	0	1,844,809	1,844,809	0	0
120130-20300	MUSIC						
	Expense						
	Salaries - Faculty				1,278,300		
	Salaries - Non-Faculty				80,788		
	Account Total	0	0	1,359,088	1,359,088	0	0
120131-20300	THEATRE						
	Expense						
	Salaries - Faculty				367,392		
	Salaries - Non-Faculty				92,734		
	Account Total	0	0	460,126	460,126	0	0
120160-20300	POLITICAL SCIENCE						
	Expense						
	Salaries - Faculty				399,221		
	Salaries - Non-Faculty				36,000		
	Account Total	0	0	435,221	435,221	0	0
120190-20300	SOCIOLOGY & CRIMINAL JUSTICE						
	Expense						
	Salaries - Faculty				729,888		
	Salaries - Non-Faculty				25,678		
	Account Total	0	0	755,566	755,566	0	0
120510-20300	AGRICULTURAL SCIENCES						
	Expense						
	Salaries - Faculty				643,709		
	Salaries - Non-Faculty				438,537		
	Account Total	0	0	1,082,246	1,082,246	0	0
120511-20300	AGRICULTURAL SCIENCE-RESEARCH TECH						
	Expense						
	Salaries - Non-Faculty				27,963		
	Account Total	0	0	27,963	27,963	0	0

Printed on a Xerox 9700 Laser Printing System at the Computing Services Center / Texas A&M University

Form: URGB01 (02/05/85)

Account	Description	Beginning Balance	Revenues	Net Allocations	Expenditures	Increase (Decrease)	Ending Balance
120520-20300	BIOLOGICAL & EARTH SCIENCES						
	Expense						
	Salaries - Faculty				843,126		
	Salaries - Non-Faculty				136,502		
	Account Total	0	0	979,628	979,628	0	0
120530-20300	CHEMISTRY						
	Expense						
	Salaries - Faculty				539,223		
	Salaries - Non-Faculty				134,416		
	Account Total	0	0	673,639	673,639	0	0
120531-20300	COMPUTER SCIENCE & INFO SYSTEM						
	Expense						
	Salaries - Faculty				1,190,826		
	Salaries - Non-Faculty				60,655		
	Account Total	0	0	1,251,481	1,251,481	0	0
120630-20300	MATHEMATICS						
	Expense						
	Salaries - Faculty				1,065,565		
	Salaries - Non-Faculty				30,000		
	Account Total	0	0	1,095,565	1,095,565	0	0
120660-20300	PHYSICS						
	Expense						
	Salaries - Faculty				652,389		
	Salaries - Non-Faculty				30,000		
	Account Total	0	0	682,389	682,389	0	0
121030-20300	COUNSELING						
	Expense						
	Salaries - Faculty				726,852		
	Salaries - Non-Faculty				60,641		
	Account Total	0	0	787,493	787,493	0	0
121051-20300	CURRICULUM AND INSTRUCTION						
	Expense						
	Salaries - Faculty				2,422,166		
	Salaries - Non-Faculty				103,291		
	Account Total	0	0	2,525,457	2,525,457	0	0
121055-20300	EDUCATIONAL LEADERSHIP						
	Expense						
	Salaries - Faculty				843,507		
	Salaries - Non-Faculty				38,361		
	Account Total	0	0	881,868	881,868	0	0

Printed on a Xerox 9700 Laser Printing System at the Computing Services Center / Texas A&M University

Form: URGB01 (02/05/85)

Account	Description	Beginning Balance	Revenues	Net Allocations	Expenditures	Increase (Decrease)	Ending Balance
121060-20300	HIGHER ED & LEARNING TECHNOLOGIES						
	Expense						
	Salaries - Faculty				762,930		
	Salaries - Non-Faculty				30,000		
	Account Total	0	0	792,930	792,930	0	0
121080-20300	HEALTH & HUMAN PERFORMANCE						
	Expense						
	Salaries - Faculty				887,005		
	Salaries - Non-Faculty				25,884		
	Account Total	0	0	912,889	912,889	0	0
121160-20300	PSYCHOLOGY, SPEC ED, & COUNSELING						
	Expense						
	Salaries - Faculty				1,624,871		
	Salaries - Non-Faculty				52,835		
	Account Total	0	0	1,677,706	1,677,706	0	0
121191-20300	SOCIAL WORK						
	Expense						
	Salaries - Faculty				635,397		
	Salaries - Non-Faculty				50,100		
	Account Total	0	0	685,497	685,497	0	0
121270-20300	ED CERTIFICATION & ACAD SRVS						
	Expense						
	Salaries - Non-Faculty				219,423		
	Account Total	0	0	219,423	219,423	0	0
121275-20300	COEHS - MENTOR CENTER						
	Expense						
	Salaries - Non-Faculty				108,477		
	Account Total	0	0	108,477	108,477	0	0
121290-20300	PRIDE PREP ACADEMY						
	Expense						
	Salaries - Faculty				22,000		
	Account Total	0	0	22,000	22,000	0	0
121300-20300	NURSING PROGRAM						
	Expense						
	Salaries - Faculty				635,670		
	Salaries - Non-Faculty				99,025		
	Account Total	0	0	734,695	734,695	0	0

Printed on a Xerox 9700 Laser Printing System at the Computing Services Center / Texas A&M University

Form: URGB01 (02/05/85)

Account	Description	Beginning Balance	Revenues	Net Allocations	Expenditures	Increase (Decrease)	Ending Balance
122010-20300	ACCOUNTING						
	Expense						
	Salaries - Faculty				1,595,000		
	Salaries - Non-Faculty				25,956		
	Account Total	0	0	1,620,956	1,620,956	0	0
122050-20300	ECONOMICS & FINANCE						
	Expense						
	Salaries - Faculty				1,888,421		
	Salaries - Non-Faculty				29,503		
	Account Total	0	0	1,917,924	1,917,924	0	0
122070-20300	MARKETING & BUSINESS ANALYTICS						
	Expense						
	Salaries - Faculty				1,133,144		
	Salaries - Non-Faculty				35,992		
	Account Total	0	0	1,169,136	1,169,136	0	0
122090-20300	ENGINEERING & TECHNOLOGY						
	Expense						
	Salaries - Faculty				521,233		
	Salaries - Non-Faculty				47,555		
	Account Total	0	0	568,788	568,788	0	0
122091-20301	IT SPEC ITEM -- FACULTY SALARIES						
	Expense						
	Salaries - Faculty				72,706		
	Account Total	0	0	72,706	72,706	0	0
122093-20300	CONSTRUCTION ENGINEERING						
	Expense						
	Salaries - Faculty				249,170		
	Account Total	0	0	249,170	249,170	0	0
122095-20300	ELECTRICAL ENGINEERING						
	Expense						
	Salaries - Faculty				165,000		
	Account Total	0	0	165,000	165,000	0	0
122130-20300	MANAGEMENT						
	Expense						
	Salaries - Faculty				1,202,299		
	Salaries - Non-Faculty				26,000		
	Account Total	0	0	1,228,299	1,228,299	0	0

Printed on a Xerox 9700 Laser Printing System at the Computing Services Center / Texas A&M University

Form: URGB01 (02/05/85)

Account	Description	Beginning Balance	Revenues	Net Allocations	Expenditures	Increase (Decrease)	Ending Balance
122150-20300	APPLIED SCIENCES - BAAS						
	Expense						
	Salaries - Faculty				283,972		
	Salaries - Non-Faculty				73,184		
	Account Total	0	0	357,156	357,156	0	0
127080-20300	HONORS COLLEGE						
	Expense						
	Salaries - Non-Faculty				166,021		
	Account Total	0	0	166,021	166,021	0	0
127120-20300	EXTENDED UNIVERSITY						
	Expense						
	Salaries - Non-Faculty				194,880		
	Account Total	0	0	194,880	194,880	0	0
127125-20300	COMMUNITY COLLEGE OUTREACH						
	Expense						
	Salaries - Non-Faculty				42,157		
	Account Total	0	0	42,157	42,157	0	0
127130-20300	METROPLEX CENTER						
	Expense						
	Salaries - Non-Faculty				88,365		
	Account Total	0	0	88,365	88,365	0	0
127135-20300	UNIVERSITY COLLEGE						
	Expense						
	Salaries - Non-Faculty				234,823		
	Account Total	0	0	234,823	234,823	0	0
127135-20301	UCOLL - MATH SKILLS CENTER						
	Expense						
	Salaries - Faculty				129,475		
	Salaries - Non-Faculty				45,334		
	Wages				34,606		
	Operations and Maintenance				3,122		
	Account Total	0	0	212,537	212,537	0	0
127140-20300	NAVARRO						
	Expense						
	Salaries - Non-Faculty				164,430		
	Account Total	0	0	164,430	164,430	0	0
127145-20300	FRISCO						
	Expense						
	Salaries - Non-Faculty				39,560		
	Account Total	0	0	39,560	39,560	0	0

Printed on a Xerox 9700 Laser Printing System at the Computing Services Center / Texas A&M University

Form: URGB01 (02/05/85)

Account	Description	Beginning Balance	Revenues	Net Allocations	Expenditures	Increase (Decrease)	Ending Balance
127590-20300	INTERNATIONAL STUDIES						
	Expense						
	Salaries - Non-Faculty				183,093		
	Account Total	0	0	183,093	183,093	0	0
127700-20300	MIDLOTHIAN CAMPUS						
	Expense						
	Salaries - Non-Faculty				19,393		
	Account Total	0	0	19,393	19,393	0	0
128001	LONGEVITY - INSTRUCTION						
	Expense						
	Salaries - Non-Faculty				85,500		
	Account Total	0	0	85,500	85,500	0	0
128010	LONGEVITY - RESEARCH						
	Expense						
	Salaries - Non-Faculty				3,000		
	Account Total	0	0	3,000	3,000	0	0
129000-20300	RES - CHSSA GATS, GANTS						
	Expense						
	Salaries - Faculty				508,000		
	Salaries - Non-Faculty				138,000		
	Account Total	0	0	646,000	646,000	0	0
129050-20300	RES - CSE GATS, GANTS						
	Expense						
	Salaries - Faculty				307,000		
	Salaries - Non-Faculty				172,600		
	Account Total	0	0	479,600	479,600	0	0
129100-20300	RES - COEHS GATS, GANTS						
	Expense						
	Salaries - Faculty				128,000		
	Salaries - Non-Faculty				342,400		
	Account Total	0	0	470,400	470,400	0	0
129150-20300	RES - AGRI GATS, GANTS						
	Expense						
	Salaries - Faculty				24,000		
	Salaries - Non-Faculty				24,000		
	Account Total	0	0	48,000	48,000	0	0
129200-20300	RES - COB GATS, GANTS						
	Expense						
	Salaries - Non-Faculty				160,000		
	Account Total	0	0	160,000	160,000	0	0

Printed on a Xerox 9700 Laser Printing System at the Computing Services Center / Texas A&M University

Form: URGB01 (02/05/85)

Account	Description	Beginning Balance	Revenues	Net Allocations	Expenditures	Increase (Decrease)	Ending Balance
129300-20300	RES - PROVOST GATS, GANTS						
	Expense						
	Salaries - Faculty				2,219,093		
	Account Total	0	0	2,219,093	2,219,093	0	0
129500-20301	RES - NEW FACULTY						
	Expense						
	Salaries - Faculty				487,500		
	Account Total	0	0	487,500	487,500	0	0
129505-20301	SUMMER EARNINGS - CHSSA						
	Expense						
	Operations and Maintenance				50,000		
	Account Total	0	0	50,000	50,000	0	0
129505-20302	SUMMER EARNINGS - COEHS						
	Expense						
	Operations and Maintenance				50,000		
	Account Total	0	0	50,000	50,000	0	0
129505-20303	SUMMER EARNINGS - COB						
	Expense						
	Operations and Maintenance				50,000		
	Account Total	0	0	50,000	50,000	0	0
129505-20304	SUMMER EARNINGS - COSE						
	Expense						
	Operations and Maintenance				50,000		
	Account Total	0	0	50,000	50,000	0	0
129505-20306	SUMMER EARNINGS - LIBRARY						
	Expense						
	Operations and Maintenance				5,158		
	Account Total	0	0	5,158	5,158	0	0
129505-20307	SUMMER EARNINGS - GRAD SCHOOL						
	Expense						
	Salaries - Non-Faculty				25,537		
	Account Total	0	0	25,537	25,537	0	0
129600-20300	RES-WINTER TERM SALARIES						
	Expense						
	Salaries - Faculty				40,000		
	Account Total	0	0	40,000	40,000	0	0
130000-20300	DEAN GRAD STUDIES & RESEARCH						
	Expense						
	Salaries - Non-Faculty				513,640		
	Account Total	0	0	513,640	513,640	0	0

Printed on a Xerox 9700 Laser Printing System at the Computing Services Center / Texas A&M University

Form: URGB01 (02/05/85)

Account	Description	Beginning Balance	Revenues	Net Allocations	Expenditures	Increase (Decrease)	Ending Balance
130000-20302	GRAD STUDIES - GA TUITION/REMISSION						
	Expense						
	Scholarships				504,000		
	Account Total	0	0	504,000	504,000	0	0
130000-20303	RESEARCH GA SUPPLEMENT						
	Expense						
	Salaries - Faculty				70,000		
	Account Total	0	0	70,000	70,000	0	0
130000-20500	DEAN GRAD STUDIES RESERVE						
	Expense						
	Scholarships				207,745		
	Account Total	0	0	207,745	207,745	0	0
131000-20300	DEAN - CHSSA						
	Expense						
	Salaries - Faculty				47,628		
	Salaries - Non-Faculty				436,517		
	Account Total	0	0	484,145	484,145	0	0
131000-20301	CHSSA - LIBERAL STUDIES						
	Expense						
	Salaries - Faculty				52,314		
	Account Total	0	0	52,314	52,314	0	0
131000-20302	CHSSA - ACADEMY OF LIBERAL ARTS						
	Expense						
	Salaries - Faculty				95,000		
	Account Total	0	0	95,000	95,000	0	0
131000-20305	CHSSA ADVISING						
	Expense						
	Salaries - Non-Faculty				57,124		
	Account Total	0	0	57,124	57,124	0	0
131003-20300	PLANETARIUM						
	Expense						
	Salaries - Faculty				84,247		
	Salaries - Non-Faculty				84,247		
	Account Total	0	0	168,494	168,494	0	0
131100-20300	DEAN COLL EDUC & HUMAN SERVICES						
	Expense						
	Salaries - Faculty				119,411-		
	Salaries - Non-Faculty				388,568		
	Account Total	0	0	269,157	269,157	0	0

Printed on a Xerox 9700 Laser Printing System at the Computing Services Center / Texas A&M University

Form: URGB01 (02/05/85)

Account	Description	Beginning Balance	Revenues	Net Allocations	Expenditures	Increase (Decrease)	Ending Balance
131200-20300	DEAN COLLEGE OF BUSINESS						
	Expense						
	Salaries - Faculty				53,050		
	Salaries - Non-Faculty				424,628		
	Account Total	0	0	477,678	477,678	0	0
131300-20300	DEAN - CSE						
	Expense						
	Salaries - Faculty				16,684		
	Salaries - Non-Faculty				365,149		
	Account Total	0	0	381,833	381,833	0	0
131599-20300	ASSESSMENT SERVICES						
	Expense						
	Salaries - Non-Faculty				114,102		
	Account Total	0	0	114,102	114,102	0	0
131700	LONGEVITY-ACADEMIC SUPPORT						
	Expense						
	Salaries - Non-Faculty				130,000		
	Account Total	0	0	130,000	130,000	0	0
132000-20300	LIBRARY						
	Expense						
	Salaries - Faculty				935,122		
	Salaries - Non-Faculty				582,800		
	Account Total	0	0	1,517,922	1,517,922	0	0
132001-20300	HEF LIBRARY MATERIALS SERIALS						
	Expense						
	Operations and Maintenance				350,000		
	Account Total	0	0	350,000	350,000	0	0
132001-20302	HEF LIBRARY MONOGRAPHS						
	Expense						
	Equipment (Capitalized)				235,000		
	Account Total	0	0	235,000	235,000	0	0
132100-20300	INSTRUCTIONAL FARM						
	Expense						
	Salaries - Faculty				16,666		
	Salaries - Non-Faculty				207,131		
	Wages				32,325		
	Operations and Maintenance				31,967		
	Account Total	0	0	288,089	288,089	0	0

Printed on a Xerox 9700 Laser Printing System at the Computing Services Center / Texas A&M University

Form: URGB01 (02/05/85)

Account	Description	Beginning Balance	Revenues	Net Allocations	Expenditures	Increase (Decrease)	Ending Balance
132890-20300	TEXAS COLLEGE WS PROGRAM-ACAD						
	Expense						
	Wages				45,316		
	Account Total	0	0	45,316	45,316	0	0
132891-20300	TEXAS COLLEGE WS PROGRAM-SS						
	Expense						
	Wages				24,400		
	Account Total	0	0	24,400	24,400	0	0
132901-20300	TUITION REBATES						
	Expense						
	Operations and Maintenance				10,000		
	Account Total	0	0	10,000	10,000	0	0
140800-20300	RESEARCH DEVELOPMENT FUND						
	Expense						
	Salaries - Non-Faculty				103,210		
	Account Total	0	0	103,210	103,210	0	0
140800-20301	PROJECT ADMINISTRATION						
	Expense						
	Salaries - Non-Faculty				38,000		
	Account Total	0	0	38,000	38,000	0	0
140900-20300	ORSP OPERATING ACCOUNT						
	Expense						
	Salaries - Non-Faculty				82,325		
	Operations and Maintenance				311		
	Account Total	0	0	82,636	82,636	0	0
150000-20300	NORTHEAST TEXAS PARTNERSHIP						
	Expense						
	Wages				40,089		
	Operations and Maintenance				37,693		
	Account Total	0	0	77,782	77,782	0	0
150000-20302	NETX DISTANCE EDUCATION & FEES						
	Expense						
	Operations and Maintenance				14,250		
	Account Total	0	0	14,250	14,250	0	0
150000-20303	NETX DUAL CREDIT ADJUNCTS						
	Expense						
	Salaries - Faculty				223,000		
	Account Total	0	0	223,000	223,000	0	0

Printed on a Xerox 9700 Laser Printing System at the Computing Services Center / Texas A&M University

Form: URGB01 (02/05/85)

Account	Description	Beginning Balance	Revenues	Net Allocations	Expenditures	Increase (Decrease)	Ending Balance
150000-20305	NETX-CAG IT CONTRACT						
	Expense						
	Operations and Maintenance				25,000		
	Account Total	0	0	25,000	25,000	0	0
150000-20700	NETX - INNOVATIONS						
	Expense						
	Operations and Maintenance				50,000		
	Account Total	0	0	50,000	50,000	0	0
150001-20306	NETX 2 - EMERGENCY PERMIT PROGRAM						
	Expense						
	Salaries - Non-Faculty				55,303		
	Operations and Maintenance				26,068		
	Account Total	0	0	81,371	81,371	0	0
150001-20310	NETX PARTNERSHIP						
	Expense						
	Operations and Maintenance				14,232		
	Account Total	0	0	14,232	14,232	0	0
150100-20300	SPEC ITEM - TAB/INSTITUTE FOR COMP						
	Expense						
	Salaries - Faculty				200,160		
	Salaries - Non-Faculty				156,413		
	Operations and Maintenance				99,520		
	Account Total	0	0	456,093	456,093	0	0
151010-20300	KETR						
	Expense						
	Salaries - Non-Faculty				225,112		
	Account Total	0	0	225,112	225,112	0	0
151150	LONGEVITY-EXT & PUBLIC SERVICE/IN						
	Expense						
	Salaries - Non-Faculty				12,000		
	Account Total	0	0	12,000	12,000	0	0
160000-20300	PRESIDENT'S OFFICE						
	Expense						
	Salaries - Non-Faculty				125,445		
	Account Total	0	0	125,445	125,445	0	0
160000-20310	PRES PERMANENT SALARY SAVINGS						
	Expense						
	Salaries - Non-Faculty				50,540		
	Account Total	0	0	50,540	50,540	0	0

Printed on a Xerox 9700 Laser Printing System at the Computing Services Center / Texas A&M University

Form: URGB01 (02/05/85)

Account	Description	Beginning Balance	Revenues	Net Allocations	Expenditures	Increase (Decrease)	Ending Balance
160040-20300	CHIEF OF STAFF						
	Expense						
	Salaries - Non-Faculty				209,912		
	Account Total	0	0	209,912	209,912	0	0
160041-20300	SAGO - GOVT RELATIONS						
	Expense						
	Salaries - Non-Faculty				33,690		
	Account Total	0	0	33,690	33,690	0	0
160049-20300	VPAA STRATEGIC INITIATIVE FUNDING						
	Expense						
	Salaries - Faculty				70,000		
	Account Total	0	0	70,000	70,000	0	0
160049-20303	COEHS MATH/SCIENCE TEACHER PREP						
	Expense						
	Salaries - Non-Faculty				65,200		
	Account Total	0	0	65,200	65,200	0	0
160050-20300	PROVOST & VP ACADEMIC AFFAIRS						
	Expense						
	Salaries - Faculty				174,000		
	Salaries - Non-Faculty				1,025,912		
	Account Total	0	0	1,199,912	1,199,912	0	0
160050-20310	PROV PERM NON-FAC SAL SAVINGS						
	Expense						
	Salaries - Non-Faculty				6,239		
	Account Total	0	0	6,239	6,239	0	0
160050-20311	AA UNEXPENDED NON-FAC MERIT						
	Expense						
	Salaries - Non-Faculty				11,291		
	Account Total	0	0	11,291	11,291	0	0
160050-20312	AA UNEXPENDED FACULTY MERIT						
	Expense						
	Salaries - Faculty				108,509		
	Account Total	0	0	108,509	108,509	0	0
160051-20300	VP BUSINESS & ADMINISTRATION						
	Expense						
	Salaries - Non-Faculty				350,921		
	Account Total	0	0	350,921	350,921	0	0

Printed on a Xerox 9700 Laser Printing System at the Computing Services Center / Texas A&M University

Form: URGB01 (02/05/85)

Account	Description	Beginning Balance	Revenues	Net Allocations	Expenditures	Increase (Decrease)	Ending Balance
160051-20310	VPBA PERM SAL SAVINGS						
	Expense						
	Salaries - Non-Faculty				177,669		
	Account Total	0	0	177,669	177,669	0	0
160051-20311	VPBA - UPD PERM SAL SAVINGS						
	Expense						
	Salaries - Non-Faculty				28,738		
	Account Total	0	0	28,738	28,738	0	0
160052-20300	AVP - BUSINESS ADMIN						
	Expense						
	Salaries - Non-Faculty				267,062		
	Account Total	0	0	267,062	267,062	0	0
160055-20300	HISPANIC OUTREACH						
	Expense						
	Salaries - Non-Faculty				127,476		
	Account Total	0	0	127,476	127,476	0	0
161090-20300	INSTITUTIONAL EFFECTIVENESS						
	Expense						
	Salaries - Non-Faculty				384,221		
	Account Total	0	0	384,221	384,221	0	0
161095-20300	QEP						
	Expense						
	Salaries - Non-Faculty				35,124		
	Account Total	0	0	35,124	35,124	0	0
162020-20300	DIV OF IT EXCELLENCE						
	Expense						
	Salaries - Non-Faculty				196,959		
	Account Total	0	0	196,959	196,959	0	0
162040-20300	BUDGET OFFICE						
	Expense						
	Salaries - Non-Faculty				336,445		
	Account Total	0	0	336,445	336,445	0	0
162045-20300	BUSINESS SERVICES						
	Expense						
	Salaries - Non-Faculty				299,780		
	Account Total	0	0	299,780	299,780	0	0
162062-20300	ACCOUNTING SERVICES						
	Expense						
	Salaries - Non-Faculty				494,638		
	Account Total	0	0	494,638	494,638	0	0

Printed on a Xerox 9700 Laser Printing System at the Computing Services Center / Texas A&M University

Form: URGB01 (02/05/85)

Account	Description	Beginning Balance	Revenues	Net Allocations	Expenditures	Increase (Decrease)	Ending Balance
162080-20300	HUMAN RESOURCES - SALARIES						
	Expense						
	Salaries - Non-Faculty				668,372		
	Account Total	0	0	668,372	668,372	0	0
162085-20300	PAYROLL						
	Expense						
	Salaries - Non-Faculty				157,531		
	Account Total	0	0	157,531	157,531	0	0
162120-20300	MAIL SERVICE						
	Expense						
	Salaries - Non-Faculty				61,884		
	Account Total	0	0	61,884	61,884	0	0
162160-20300	PURCHASING						
	Expense						
	Salaries - Non-Faculty				262,626		
	Account Total	0	0	262,626	262,626	0	0
162165-20300	CONTRACT ADMINISTRATION						
	Expense						
	Salaries - Non-Faculty				113,400		
	Account Total	0	0	113,400	113,400	0	0
162180-20300	TRAINING & DEVELOPMENT						
	Expense						
	Salaries - Non-Faculty				155,785		
	Account Total	0	0	155,785	155,785	0	0
162185-20300	COMPLIANCE						
	Expense						
	Salaries - Non-Faculty				259,236		
	Account Total	0	0	259,236	259,236	0	0
162190-20300	SAFETY OFFICE						
	Expense						
	Salaries - Non-Faculty				449,427		
	Account Total	0	0	449,427	449,427	0	0
162195-20300	SHIPPING/RECEIVING						
	Expense						
	Salaries - Non-Faculty				87,091		
	Account Total	0	0	87,091	87,091	0	0
162210-20300	UNIVERSITY POLICE						
	Expense						
	Salaries - Non-Faculty				1,290,515		
	Account Total	0	0	1,290,515	1,290,515	0	0

Printed on a Xerox 9700 Laser Printing System at the Computing Services Center / Texas A&M University

Form: URGB01 (02/05/85)

Account	Description	Beginning Balance	Revenues	Net Allocations	Expenditures	Increase (Decrease)	Ending Balance
164120-20300	CHIEF MARKETING OFFICER						
	Expense						
	Salaries - Non-Faculty				150,000		
	Account Total	0	0	150,000	150,000	0	0
164130-20300	MARKETING COMMUNICATIONS						
	Expense						
	Salaries - Non-Faculty				558,731		
	Account Total	0	0	558,731	558,731	0	0
164140-20300	COMMUNITY ENGAGEMENT&MEDIA RELATION						
	Expense						
	Salaries - Non-Faculty				217,000		
	Account Total	0	0	217,000	217,000	0	0
164140-20310	VPMRK - PERM SAL SAV						
	Expense						
	Salaries - Non-Faculty				7,158		
	Account Total	0	0	7,158	7,158	0	0
165900	LONGEVITY-INSTITUTIONAL SUPPORT						
	Expense						
	Salaries - Non-Faculty				63,600		
	Account Total	0	0	63,600	63,600	0	0
166002-20300	DEAN OF STUDENTS						
	Expense						
	Salaries - Non-Faculty				119,500		
	Account Total	0	0	119,500	119,500	0	0
166020-20300	HEALTH SERVICES						
	Expense						
	Salaries - Non-Faculty				90,000		
	Account Total	0	0	90,000	90,000	0	0
166030-20300	CAREER DEVELOPMENT						
	Expense						
	Salaries - Non-Faculty				10,667		
	Account Total	0	0	10,667	10,667	0	0
166040-20300	DISABILITY RESOURCES & SERVICES						
	Expense						
	Salaries - Non-Faculty				9,690		
	Account Total	0	0	9,690	9,690	0	0
166050-20300	ENROLLMENT MANAGEMENT						
	Expense						
	Salaries - Non-Faculty				507,503		
	Account Total	0	0	507,503	507,503	0	0

Printed on a Xerox 9700 Laser Printing System at the Computing Services Center / Texas A&M University

Form: URGB01 (02/05/85)

Account	Description	Beginning Balance	Revenues	Net Allocations	Expenditures	Increase (Decrease)	Ending Balance
166054-20300	ONE STOP DIRECT STUDENT ACCESS						
	Expense						
	Salaries - Non-Faculty				95,404		
	Account Total	0	0	95,404	95,404	0	0
166060-20300	FRESHMAN ADMISSIONS						
	Expense						
	Salaries - Non-Faculty				624,150		
	Account Total	0	0	624,150	624,150	0	0
166061-20300	FINANCIAL AID						
	Expense						
	Salaries - Non-Faculty				777,766		
	Account Total	0	0	777,766	777,766	0	0
166090-20300	INTERNATIONAL STUDENT SERVICES						
	Expense						
	Salaries - Non-Faculty				142,757		
	Account Total	0	0	142,757	142,757	0	0
166180-20300	REGISTRAR						
	Expense						
	Salaries - Non-Faculty				303,767		
	Account Total	0	0	303,767	303,767	0	0
166200-20300	TRANSFER ADMISSION						
	Expense						
	Salaries - Non-Faculty				120,072		
	Account Total	0	0	120,072	120,072	0	0
166900	LONGEVITY-STUDENT SERVICES						
	Expense						
	Salaries - Non-Faculty				91,600		
	Account Total	0	0	91,600	91,600	0	0
170001	LOCAL GIP - INSTRUCTION						
	Expense						
	Benefits				1,130,000		
	Account Total	0	0	1,130,000	1,130,000	0	0
170002	LOCAL GIP - RESEARCH						
	Expense						
	Benefits				15,000		
	Account Total	0	0	15,000	15,000	0	0
170003	LOCAL GIP - PUBLIC SERVICE						
	Expense						
	Benefits				32,500		
	Account Total	0	0	32,500	32,500	0	0

Printed on a Xerox 9700 Laser Printing System at the Computing Services Center / Texas A&M University

Form: URGB01 (02/05/85)

Account	Description	Beginning Balance	Revenues	Net Allocations	Expenditures	Increase (Decrease)	Ending Balance
170004	LOCAL GIP - ACADEMIC SUPPORT						
	Expense						
	Benefits				235,000		
	Account Total	0	0	235,000	235,000	0	0
170005	LOCAL GIP - STUDENT SERVICES						
	Expense						
	Benefits				173,000		
	Account Total	0	0	173,000	173,000	0	0
170006	LOCAL GIP - INSTITUTIONAL SUPPORT						
	Expense						
	Benefits				256,000		
	Account Total	0	0	256,000	256,000	0	0
170007	LOCAL GIP - O&M PLANT						
	Expense						
	Benefits				91,600		
	Account Total	0	0	91,600	91,600	0	0
170101	LOCAL GIP RETIREES - INSTRUCTION						
	Expense						
	Benefits				964,582		
	Account Total	0	0	964,582	964,582	0	0
171001	INSTITUTIONAL WCI - INSTRUCTION						
	Expense						
	Benefits				92,000		
	Account Total	0	0	92,000	92,000	0	0
171002	INSTITUTIONAL WCI - RESEARCH						
	Expense						
	Benefits				500		
	Account Total	0	0	500	500	0	0
171003	INSTITUTIONAL WCI - PUBLIC SERVICE						
	Expense						
	Benefits				2,000		
	Account Total	0	0	2,000	2,000	0	0
171004	INSTITUTIONAL WCI - ACADEMIC SUPP						
	Expense						
	Benefits				20,000		
	Account Total	0	0	20,000	20,000	0	0
171005	INSTITUTIONAL WCI - STUDENT SRVS						
	Expense						
	Benefits				15,000		
	Account Total	0	0	15,000	15,000	0	0

Printed on a Xerox 9700 Laser Printing System at the Computing Services Center / Texas A&M University

Form: URGB01 (02/05/85)

Account	Description	Beginning Balance	Revenues	Net Allocations	Expenditures	Increase (Decrease)	Ending Balance
171006	INSTITUTIONAL WCI - INST SUPPORT						
	Expense						
	Benefits				18,000		
	Account Total	0	0	18,000	18,000	0	0
171007	INSTITUTIONAL WCI - O&M PLANT						
	Expense						
	Benefits				10,000		
	Account Total	0	0	10,000	10,000	0	0
172001	LOCAL RETIREMENT - INSTRUCTION						
	Expense						
	Benefits				537,000		
	Account Total	0	0	537,000	537,000	0	0
172002	LOCAL RETIREMENT - RESEARCH						
	Expense						
	Benefits				2,800		
	Account Total	0	0	2,800	2,800	0	0
172003	LOCAL RETIREMENT - PUBLIC SRV						
	Expense						
	Benefits				9,800		
	Account Total	0	0	9,800	9,800	0	0
172004	LOCAL RETIREMENT - ACADEMIC SUPPORT						
	Expense						
	Benefits				112,000		
	Account Total	0	0	112,000	112,000	0	0
172005	LOCAL RETIREMENT - STUDENT SRV						
	Expense						
	Benefits				78,000		
	Account Total	0	0	78,000	78,000	0	0
172006	LOCAL RETIREMENT - INST SUPPORT						
	Expense						
	Benefits				105,000		
	Account Total	0	0	105,000	105,000	0	0
172007	LOCAL RETIREMENT - O&M PLANT						
	Expense						
	Benefits				55,000		
	Account Total	0	0	55,000	55,000	0	0
173001	LOCAL OASI - INSTRUCTION						
	Expense						
	Benefits				768,100		
	Account Total	0	0	768,100	768,100	0	0

Printed on a Xerox 9700 Laser Printing System at the Computing Services Center / Texas A&M University

Form: URGB01 (02/05/85)

Account	Description	Beginning Balance	Revenues	Net Allocations	Expenditures	Increase (Decrease)	Ending Balance
173002	LOCAL OASI - RESEARCH						
	Expense						
	Benefits				4,000		
	Account Total	0	0	4,000	4,000	0	0
173003	LOCAL OASI - PUBLIC SERVICE						
	Expense						
	Benefits				14,300		
	Account Total	0	0	14,300	14,300	0	0
173004	LOCAL OASI - ACADEMIC SUPPORT						
	Expense						
	Benefits				161,000		
	Account Total	0	0	161,000	161,000	0	0
173005	LOCAL OASI - STUDENT SERVICES						
	Expense						
	Benefits				114,000		
	Account Total	0	0	114,000	114,000	0	0
173006	LOCAL OASI - INSTITUTIONAL SUPPORT						
	Expense						
	Benefits				150,000		
	Account Total	0	0	150,000	150,000	0	0
173007	LOCAL OASI - O&M PLANT						
	Expense						
	Benefits				80,000		
	Account Total	0	0	80,000	80,000	0	0
174001	INSTITUTIONAL UCI - INSTRUCTION						
	Expense						
	Benefits				18,000		
	Account Total	0	0	18,000	18,000	0	0
174002	INSTITUTIONAL UCI - RESEARCH						
	Expense						
	Benefits				100		
	Account Total	0	0	100	100	0	0
174003	INSTITUTIONAL UCI - PUBLIC SERVICE						
	Expense						
	Benefits				300		
	Account Total	0	0	300	300	0	0
174004	INSTITUTIONAL UCI - ACADEMIC SUP						
	Expense						
	Benefits				3,700		
	Account Total	0	0	3,700	3,700	0	0

Printed on a Xerox 9700 Laser Printing System at the Computing Services Center / Texas A&M University

Form: URGB01 (02/05/85)

Account	Description	Beginning Balance	Revenues	Net Allocations	Expenditures	Increase (Decrease)	Ending Balance
174005	INSTITUTIONAL UCI - STUDENT SRVS						
	Expense						
	Benefits				2,600		
	Account Total	0	0	2,600	2,600	0	0
174006	INSTITUTIONAL UCI - INST SUPPORT						
	Expense						
	Benefits				3,500		
	Account Total	0	0	3,500	3,500	0	0
174007	INSTITUTIONAL UCI - O&M PLANT						
	Expense						
	Benefits				1,800		
	Account Total	0	0	1,800	1,800	0	0
175001	STATE PD UCI - INSTRUCTION						
	Expense						
	Benefits				11,700		
	Account Total	0	0	11,700	11,700	0	0
175002	STATE PD UCI - RESEARCH						
	Expense						
	Benefits				100		
	Account Total	0	0	100	100	0	0
175003	STATE PD UCI - PUBLIC SERVICE						
	Expense						
	Benefits				300		
	Account Total	0	0	300	300	0	0
175004	STATE PD UCI - ACADEMIC SUPPORT						
	Expense						
	Benefits				2,500		
	Account Total	0	0	2,500	2,500	0	0
175005	STATE PD UCI - STUDENT SERVICES						
	Expense						
	Benefits				1,800		
	Account Total	0	0	1,800	1,800	0	0
175006	STATE PD UCI - INST SUPPORT						
	Expense						
	Benefits				2,600		
	Account Total	0	0	2,600	2,600	0	0
175007	STATE PAID UCI - O&M PLANT						
	Expense						
	Benefits				1,000		
	Account Total	0	0	1,000	1,000	0	0

Printed on a Xerox 9700 Laser Printing System at the Computing Services Center / Texas A&M University

Form: URGB01 (02/05/85)

Account	Description	Beginning Balance	Revenues	Net Allocations	Expenditures	Increase (Decrease)	Ending Balance
176001	STATE PD RTMT - INSTRUCTION						
	Expense						
	Benefits				1,481,800		
	Account Total	0	0	1,481,800	1,481,800	0	0
176002	STATE PD RTMT - RESEARCH						
	Expense						
	Benefits				7,700		
	Account Total	0	0	7,700	7,700	0	0
176003	STATE PD RTMT - PUBLIC SUPPORT						
	Expense						
	Benefits				27,000		
	Account Total	0	0	27,000	27,000	0	0
176004	STATE PD RTMT - ACADEMIC SUPPORT						
	Expense						
	Benefits				309,000		
	Account Total	0	0	309,000	309,000	0	0
176005	STATE PD RTMT - STUDENT SERVICE						
	Expense						
	Benefits				215,000		
	Account Total	0	0	215,000	215,000	0	0
176006	STATE PD RTMT - INST SUPPORT						
	Expense						
	Benefits				287,000		
	Account Total	0	0	287,000	287,000	0	0
176007	STATE PD RTMT - PLANT O&M						
	Expense						
	Benefits				153,000		
	Account Total	0	0	153,000	153,000	0	0
178001	FUND 001 OASI - INSTRUCTION						
	Expense						
	Benefits				1,427,200		
	Account Total	0	0	1,427,200	1,427,200	0	0
178002	FUND 001 OASI - RESEARCH						
	Expense						
	Benefits				7,500		
	Account Total	0	0	7,500	7,500	0	0
178003	FUND 001 OASI - PUBLIC SERVICE						
	Expense						
	Benefits				26,000		
	Account Total	0	0	26,000	26,000	0	0

Printed on a Xerox 9700 Laser Printing System at the Computing Services Center / Texas A&M University

Form: URGB01 (02/05/85)

Account	Description	Beginning Balance	Revenues	Net Allocations	Expenditures	Increase (Decrease)	Ending Balance
178004	FUND 001 OASI - ACADEMIC SUPPORT						
	Expense						
	Benefits				300,000		
	Account Total	0	0	300,000	300,000	0	0
178005	FUND 001 OASI - STUDENT SERVICE						
	Expense						
	Benefits				207,000		
	Account Total	0	0	207,000	207,000	0	0
178006	FUND 001 OASI - INSTITUTIONAL SUP						
	Expense						
	Benefits				276,500		
	Account Total	0	0	276,500	276,500	0	0
178007	FUND 001 OASI - PLANT O&M						
	Expense						
	Benefits				147,000		
	Account Total	0	0	147,000	147,000	0	0
179001	FUND 001 GIP - INSTRUCTION						
	Expense						
	Benefits				2,800,000		
	Account Total	0	0	2,800,000	2,800,000	0	0
179002	FUND 001 GIP - RESEARCH						
	Expense						
	Benefits				45,000		
	Account Total	0	0	45,000	45,000	0	0
179003	FUND 001 GIP - PUBLIC SERVICE						
	Expense						
	Benefits				96,000		
	Account Total	0	0	96,000	96,000	0	0
179004	FUND 001 GIP - ACADEMIC SUPPORT						
	Expense						
	Benefits				510,000		
	Account Total	0	0	510,000	510,000	0	0
179005	FUND 001 GIP - STUDENT SERVICES						
	Expense						
	Benefits				535,000		
	Account Total	0	0	535,000	535,000	0	0
179006	FUND 001 GIP - INST SUPPORT						
	Expense						
	Benefits				205,000		
	Account Total	0	0	205,000	205,000	0	0

Printed on a Xerox 9700 Laser Printing System at the Computing Services Center / Texas A&M University

Form: URGB01 (02/05/85)

Account	Description	Beginning Balance	Revenues	Net Allocations	Expenditures	Increase (Decrease)	Ending Balance
179007	FUND 001 GIP - PLANT O&M						
	Expense						
	Benefits				200,000		
	Account Total	0	0	200,000	200,000	0	0
179009	FUND 001 GIP - UNALLOCATED						
	Expense						
	Benefits				333,333		
	Account Total	0	0	333,333	333,333	0	0
179011	FUND 001 GIP RETIREES-INSTRUCTION						
	Expense						
	Benefits				1,900,981		
	Account Total	0	0	1,900,981	1,900,981	0	0
180000-20300	FACILITIES REPORTING & ENERGY						
	Expense						
	Salaries - Non-Faculty				56,250		
	Account Total	0	0	56,250	56,250	0	0
180500-20300	UTILITIES PAYROLL						
	Expense						
	Utilities				42,900		
	Account Total	0	0	42,900	42,900	0	0
180505	LONGEVITY - PLANT						
	Expense						
	Salaries - Non-Faculty				20,700		
	Account Total	0	0	20,700	20,700	0	0
185001-20300	HEF ACADEMIC EQUIPMENT						
	Expense						
	Operations and Maintenance				1,125,000		
	Equipment (Capitalized)				350,000		
	Account Total	0	0	1,475,000	1,475,000	0	0
185002-20301	RES-HEF NON-INSTRUCTIONAL EQPMT BA						
	Expense						
	Operations and Maintenance				550,000		
	Equipment (Capitalized)				150,000		
	Account Total	0	0	700,000	700,000	0	0
185003-20300	HEF NON-INSTRCTNAL EQPMT VPMRK						
	Expense						
	Equipment (Capitalized)				22,500		
	Account Total	0	0	22,500	22,500	0	0

Printed on a Xerox 9700 Laser Printing System at the Computing Services Center / Texas A&M University

Form: URGB01 (02/05/85)

Account	Description	Beginning Balance	Revenues	Net Allocations	Expenditures	Increase (Decrease)	Ending Balance
185005-20300	HEF-NON INSTRUCT EQPT ADVANCEMENT						
	Expense						
	Equipment (Capitalized)				17,500		
	Account Total	0	0	17,500	17,500	0	0
185010-20300	RES-UNALLOCATED HEF						
	Expense						
	Operations and Maintenance				783,881		
	Account Total	0	0	783,881	783,881	0	0
185020-20300	HEF - CIO						
	Expense						
	Equipment (Capitalized)				900,000		
	Account Total	0	0	900,000	900,000	0	0
185040-20300	HEF-DEFERRED MAINT						
	Expense						
	Operations and Maintenance				1,500,000		
	Account Total	0	0	1,500,000	1,500,000	0	0
185050-20300	HEF - COMPUTER REPLENISHMENTS PROG						
	Expense						
	Equipment (Capitalized)				1,600,000		
	Account Total	0	0	1,600,000	1,600,000	0	0
185052-20300	HEF - TELEPHONE SWITCH						
	Expense						
	Equipment (Capitalized)				100,000		
	Account Total	0	0	100,000	100,000	0	0
185053-20300	HEF - UPD SECURITY CAMERAS/VEHICLES						
	Expense						
	Equipment (Capitalized)				150,000		
	Account Total	0	0	150,000	150,000	0	0
196505-20300	HEF - PRESIDENT						
	Expense						
	Equipment (Capitalized)				10,000		
	Account Total	0	0	10,000	10,000	0	0
196998-20300	E&G TUITION DISCOUNTS						
	Revenue						
	Discounts and Allow		5,257,496-				
	Discounts and Allow		93,771-				
	Expense						
	Scholarship Discounts				3,579,431-		
	Account Total	0	5,351,267-	0	3,579,431-	1,771,836-	1,771,836-

Printed on a Xerox 9700 Laser Printing System at the Computing Services Center / Texas A&M University

Form: URGB01 (02/05/85)

Account	Description	Beginning Balance	Revenues	Net Allocations	Expenditures	Increase (Decrease)	Ending Balance
196999-20300	E&G REMISSIONS & EXEMPTIONS						
	Revenue						
	Exemptions		1,200,000				
	Expense						
	Scholarships				1,200,000		
	Account Total	0	1,200,000	0	1,200,000	0	0
197000	RES-NON FACULTY SALARY SAVINGS						
	Expense						
	Salaries - Non-Faculty				750,000-		
	Account Total	0	0	750,000-	750,000-	0	0
197001-20311	RES - SPANISH STIPEND						
	Expense						
	Salaries - Non-Faculty				20,000		
	Account Total	0	0	20,000	20,000	0	0
197002-20303	RES - E&G EQUITY ADJUST						
	Expense						
	Benefits				72,424		
	Account Total	0	0	72,424	72,424	0	0
198000-20200	E&G TUITION BAD DEBT EXPENSE						
	Expense						
	Wages				250,000		
	Account Total	0	0	250,000	250,000	0	0

Printed on a Xerox 9700 Laser Printing System at the Computing Services Center / Texas A&M University

Form: URGB01 (02/05/85)

Account	Description	Beginning Balance	Revenues	Net Allocations	Expenditures	Increase (Decrease)	Ending Balance
Functional and General Funds - Board Approved							
	Revenue						
	State Approp - Gene		41,556,331				
	State Approp - Bene		11,497,014				
	Higher Education Fu		10,786,313				
	Tuition - State		19,439,000				
	Discounts and Allow		5,257,496-				
	Fees		83,000				
	Discounts and Allow		93,771-				
	Exemptions		1,200,000				
	Student Financial A		69,716				
	Sales and Services		73,956				
	Investment Income		32,000				
	Expense						
	Salaries - Faculty				32,650,168		
	Salaries - Non-Faculty				19,407,780		
	Wages				426,736		
	Benefits				16,865,620		
	Utilities				42,900		
	Scholarships				1,911,745		
	Scholarship Discounts				3,579,431-		
	Operations and Maintenance				4,826,202		
	Equipment (Capitalized)				3,535,000		
	Grand Total	0	79,386,063	5,071,179-	76,086,720	1,771,836-	1,771,836-

Printed on a Xerox 9700 Laser Printing System at the Computing Services Center / Texas A&M University

Form: URGB01 (02/05/85)

Account	Description	Beginning Balance	Revenues	Net Allocations	Expenditures	Increase (Decrease)	Ending Balance

****
* *
* BLANK PAGE *
* *
****

Printed on a Xerox 9700 Laser Printing System at the Computing Services Center / Texas A&M University

Form: URGB01 (02/05/85)

Account	Description	Beginning Balance	Revenues	Net Allocations	Expenditures	Increase (Decrease)	Ending Balance
200001-11002	DESIGNATED TUITION-FALL						
	Revenue						
	Tuition - Designate		11,600,000				
	Account Total	0	11,600,000	11,600,000-	0	0	0
200001-12002	DESIGNATED TUITION-SPRING						
	Revenue						
	Tuition - Designate		10,600,000				
	Account Total	0	10,600,000	10,600,000-	0	0	0
200001-13002	DESIGNATED TUITION-SUMMER I						
	Revenue						
	Tuition - Designate		2,070,000				
	Account Total	0	2,070,000	2,070,000-	0	0	0
200001-14002	DESIGNATED TUITION-SUMMER II						
	Revenue						
	Tuition - Designate		1,420,000				
	Account Total	0	1,420,000	1,420,000-	0	0	0
200001-20200	DESIGNATED TUITION-BAD DEBT EXP						
	Expense						
	Operations and Maintenance				530,000		
	Account Total	0	0	530,000	530,000	0	0
200003-11002	DESIGNATED SET ASIDES - FALL						
	Revenue						
	Tuition - Designate		1,000,000				
	Account Total	0	1,000,000	1,000,000-	0	0	0
200003-12002	DESIGNATED SET ASIDES - SPRING						
	Revenue						
	Tuition - Designate		970,000				
	Account Total	0	970,000	970,000-	0	0	0
200003-13002	DESIGNATED SET ASIDES - SUM I						
	Revenue						
	Tuition - Designate		190,000				
	Account Total	0	190,000	190,000-	0	0	0
200003-14002	DESIGNATED SET ASIDES - SUM II						
	Revenue						
	Tuition - Designate		120,000				
	Account Total	0	120,000	120,000-	0	0	0
200005-10000	DSG FUND - INVESTMENT EARNINGS						
	Revenue						
	Investment Income		1,270,000				
	Account Total	0	1,270,000	1,270,000-	0	0	0

Printed on a Xerox 9700 Laser Printing System at the Computing Services Center / Texas A&M University

Form: URGB01 (02/05/85)

Account	Description	Beginning Balance	Revenues	Net Allocations	Expenditures	Increase (Decrease)	Ending Balance
200007-11002	DISTANCE EDUCATION FEE - FALL						
	Revenue						
	Fees		2,250,000				
	Account Total	0	2,250,000	2,250,000-	0	0	0
200007-12002	DISTANCE EDUCATION FEE - SPRING						
	Revenue						
	Fees		2,150,000				
	Account Total	0	2,150,000	2,150,000-	0	0	0
200007-13002	DISTANCE EDUCATION FEE - SUM I						
	Revenue						
	Fees		800,000				
	Account Total	0	800,000	800,000-	0	0	0
200007-14002	DISTANCE EDUCATION FEE - SUM II						
	Revenue						
	Fees		550,000				
	Account Total	0	550,000	550,000-	0	0	0
200007-20200	DISTANCE ED FEE-BAD DEBT EXP						
	Expense						
	Operations and Maintenance				100,000		
	Account Total	0	0	100,000	100,000	0	0
200007-20300	DISTANCE ED FEE						
	Expense						
	Operations and Maintenance				1,200,000		
	Account Total	0	0	1,200,000	1,200,000	0	0
200007-20301	DISTANCE ED FEE UNALLOCATED						
	Expense						
	Operations and Maintenance				35,216		
	Account Total	0	0	35,216	35,216	0	0
200007-20302	DISTANCE ED OPERATIONS						
	Expense						
	Operations and Maintenance				40,000		
	Account Total	0	0	40,000	40,000	0	0
200007-20305	DISTANCE ED-INSTRUCTIONAL DESIGNERS						
	Expense						
	Salaries - Non-Faculty				310,170		
	Benefits				101,397		
	Account Total	0	0	411,567	411,567	0	0

Printed on a Xerox 9700 Laser Printing System at the Computing Services Center / Texas A&M University

Form: URGB01 (02/05/85)

Account	Description	Beginning Balance	Revenues	Net Allocations	Expenditures	Increase (Decrease)	Ending Balance
200007-20308	DIST ED MARKETING						
	Expense						
	Operations and Maintenance				10,000		
	Account Total	0	0	10,000	10,000	0	0
200007-20309	DIST ED CONTRACTED SERVICES						
	Expense						
	Operations and Maintenance				20,000		
	Account Total	0	0	20,000	20,000	0	0
200007-20310	DIST ED QM INITIATIVE						
	Expense						
	Operations and Maintenance				10,000		
	Account Total	0	0	10,000	10,000	0	0
200007-20311	DIST ED - CIO						
	Expense						
	Salaries - Non-Faculty				102,109		
	Benefits				24,500		
	Operations and Maintenance				71,219		
	Account Total	0	0	197,828	197,828	0	0
200007-20312	DISTANCE ED - CTIS						
	Expense						
	Operations and Maintenance				15,000		
	Account Total	0	0	15,000	15,000	0	0
200007-20315	RES - DIST ED FACILITIES UPGRADES						
	Expense						
	Operations and Maintenance				227,507		
	Account Total	0	0	227,507	227,507	0	0
200007-20350	DIST ED-CONTRACT SVCS PYMT-IT						
	Expense						
	Operations and Maintenance				1,250,000		
	Account Total	0	0	1,250,000	1,250,000	0	0
200009-11002	PROGRAM DEL FEE - FALL						
	Revenue						
	Fees		151,000				
	Account Total	0	151,000	151,000-	0	0	0
200009-12002	PROGRAM DEL FEE - SPG						
	Revenue						
	Fees		137,000				
	Account Total	0	137,000	137,000-	0	0	0

Printed on a Xerox 9700 Laser Printing System at the Computing Services Center / Texas A&M University

Form: URGB01 (02/05/85)

Account	Description	Beginning Balance	Revenues	Net Allocations	Expenditures	Increase (Decrease)	Ending Balance
200009-13002	PROGRAM DEL FEE - SUM I						
	Revenue						
	Fees		28,000				
	Account Total	0	28,000	28,000-	0	0	0
200009-14002	PROGRAM DEL FEE - SUM II						
	Revenue						
	Fees		7,000				
	Account Total	0	7,000	7,000-	0	0	0
200009-20200	PROGRAM DELIVERY FEE - BAD DEBT						
	Expense						
	Operations and Maintenance				5,100		
	Account Total	0	0	5,100	5,100	0	0
200009-20300	PROG DEL FEE - OFF CAMPUS EXPANSION						
	Expense						
	Operations and Maintenance				15,000		
	Account Total	0	0	15,000	15,000	0	0
200009-20305	PROG DEL FEE - COLLIN HIGHER ED CTR						
	Expense						
	Operations and Maintenance				195,000		
	Account Total	0	0	195,000	195,000	0	0
200009-20500	PROG DEL FEE RESERVE						
	Expense						
	Salaries - Non-Faculty				2,800		
	Operations and Maintenance				2,800		
	Account Total	0	0	5,600	5,600	0	0
200010-11002	ONLINE OOS DIST FEE - FALL						
	Revenue						
	Fees		1,400,000				
	Account Total	0	1,400,000	1,400,000-	0	0	0
200010-12002	ONLINE OOS DIST FEE - SPRING						
	Revenue						
	Fees		1,300,000				
	Account Total	0	1,300,000	1,300,000-	0	0	0
200010-13002	ONLINE OOS DIST FEE - SUMMER I						
	Revenue						
	Fees		400,000				
	Account Total	0	400,000	400,000-	0	0	0

Printed on a Xerox 9700 Laser Printing System at the Computing Services Center / Texas A&M University

Form: URGB01 (02/05/85)

Account	Description	Beginning Balance	Revenues	Net Allocations	Expenditures	Increase (Decrease)	Ending Balance
200010-14002	ONLINE OOS DIST FEE - SUMMER II						
	Revenue						
	Fees		340,000				
	Account Total	0	340,000	340,000-	0	0	0
200010-20200	ONLINE OOS DIST FEE BAD DEBT						
	Expense						
	Operations and Maintenance				50,000		
	Account Total	0	0	50,000	50,000	0	0
200011-11002	NURSING DIFFERENTIAL - FALL						
	Revenue						
	Tuition - Designate		29,000				
	Account Total	0	29,000	29,000-	0	0	0
200011-12002	NURSING DIFFERENTIAL - SPRING						
	Revenue						
	Tuition - Designate		28,500				
	Account Total	0	28,500	28,500-	0	0	0
200011-13002	NURSING DIFFERENTIAL - SUMMER I						
	Revenue						
	Tuition - Designate		5,200				
	Account Total	0	5,200	5,200-	0	0	0
200011-20200	NURSING DIFFERENTIAL - BAD DEBT						
	Expense						
	Operations and Maintenance				960		
	Account Total	0	0	960	960	0	0
200011-20300	NURSING DIFFERENTIAL - OPERATING						
	Expense						
	Salaries - Faculty				50,000		
	Benefits				11,740		
	Account Total	0	0	61,740	61,740	0	0
200100-20300	ALUMNI RELATIONS						
	Expense						
	Salaries - Non-Faculty				177,021		
	Wages				12,809		
	Benefits				49,380		
	Operations and Maintenance				22,881		
	Account Total	0	0	262,091	262,091	0	0
200100-20301	PRIDE						
	Expense						
	Operations and Maintenance				96,900		
	Account Total	0	0	96,900	96,900	0	0

Printed on a Xerox 9700 Laser Printing System at the Computing Services Center / Texas A&M University

Form: URGB01 (02/05/85)

Account	Description	Beginning Balance	Revenues	Net Allocations	Expenditures	Increase (Decrease)	Ending Balance
200102-20300	ARTISTS IN RESIDENCE						
	Expense						
	Operations and Maintenance				8,043		
	Account Total	0	0	8,043	8,043	0	0
200104-20300	A&M SYSTEM SUPPORT						
	Expense						
	Operations and Maintenance				1,250,000		
	Account Total	0	0	1,250,000	1,250,000	0	0
200106-20300	ATHLETIC GRADUATE ASSTS						
	Expense						
	Salaries - Non-Faculty				65,000		
	Benefits				15,000		
	Account Total	0	0	80,000	80,000	0	0
200200-20300	BANK SERVICE CHARGES						
	Expense						
	Operations and Maintenance				20,000		
	Account Total	0	0	20,000	20,000	0	0
200306-20300	CREDIT CARD SERVICES						
	Expense						
	Operations and Maintenance				200,000		
	Account Total	0	0	200,000	200,000	0	0
200307-20300	COMMUNITY DEVELOPMENT - SYMPHONY						
	Expense						
	Operations and Maintenance				7,207		
	Account Total	0	0	7,207	7,207	0	0
200309-20300	CATALOGUES & SCHEDULES						
	Expense						
	Operations and Maintenance				17,042		
	Account Total	0	0	17,042	17,042	0	0
200311-20300	COUNSELING-CACREP ACCRED						
	Expense						
	Operations and Maintenance				5,000		
	Account Total	0	0	5,000	5,000	0	0
200313-20300	COMMUNITY ENGAGEMENT						
	Expense						
	Operations and Maintenance				14,911		
	Account Total	0	0	14,911	14,911	0	0

Printed on a Xerox 9700 Laser Printing System at the Computing Services Center / Texas A&M University

Form: URGB01 (02/05/85)

Account	Description	Beginning Balance	Revenues	Net Allocations	Expenditures	Increase (Decrease)	Ending Balance
200313-20302	VPMRK - COMMUNITY RELATIONS						
	Expense						
	Operations and Maintenance				12,845		
	Account Total	0	0	12,845	12,845	0	0
200400-20300	VP ADVANCEMENT						
	Expense						
	Salaries - Non-Faculty				674,535		
	Benefits				160,770		
	Account Total	0	0	835,305	835,305	0	0
200400-20301	ADVANCEMENT OPERATING						
	Expense						
	Operations and Maintenance				73,660		
	Account Total	0	0	73,660	73,660	0	0
200400-20302	ADVANCEMENT TRAVEL						
	Expense						
	Operations and Maintenance				37,500		
	Account Total	0	0	37,500	37,500	0	0
200400-20310	VPIA PERM NON-FAC SAL SAVINGS						
	Expense						
	Salaries - Non-Faculty				37,565		
	Account Total	0	0	37,565	37,565	0	0
200401-20300	ADVANCEMENT SERVICES						
	Expense						
	Salaries - Non-Faculty				219,344		
	Wages				28,295		
	Benefits				61,812		
	Operations and Maintenance				30,610		
	Account Total	0	0	340,061	340,061	0	0
200402-20300	DALLAS ED CTR-BLDG USAGE						
	Expense						
	Operations and Maintenance				680,000		
	Account Total	0	0	680,000	680,000	0	0
200402-20301	UCD - OPERATING						
	Expense						
	Salaries - Non-Faculty				26,240		
	Benefits				7,500		
	Operations and Maintenance				22,344		
	Account Total	0	0	56,084	56,084	0	0

Printed on a Xerox 9700 Laser Printing System at the Computing Services Center / Texas A&M University

Form: URGB01 (02/05/85)

Account	Description	Beginning Balance	Revenues	Net Allocations	Expenditures	Increase (Decrease)	Ending Balance
200402-20310	NAVARRO COLLEGE BLDG USAGE						
	Expense						
	Operations and Maintenance				60,000		
	Account Total	0	0	60,000	60,000	0	0
200485-20300	SUMMER BUSINESS MODEL						
	Expense						
	Operations and Maintenance				475,000		
	Account Total	0	0	475,000	475,000	0	0
200490-20300	DEAN CSE						
	Expense						
	Operations and Maintenance				18,002		
	Account Total	0	0	18,002	18,002	0	0
200490-20301	RES - DEAN CSE						
	Expense						
	Operations and Maintenance				34,789		
	Account Total	0	0	34,789	34,789	0	0
200495-20300	ORSP DIRECTOR						
	Expense						
	Salaries - Non-Faculty				70,140		
	Benefits				18,888		
	Account Total	0	0	89,028	89,028	0	0
200496-20301	RESEARCH COMPLIANCE						
	Expense						
	Operations and Maintenance				3,559		
	Account Total	0	0	3,559	3,559	0	0
200497-20300	DEAN CHSSA						
	Expense						
	Operations and Maintenance				16,900		
	Account Total	0	0	16,900	16,900	0	0
200497-20301	RES-DEAN CHSSA						
	Expense						
	Operations and Maintenance				33,483		
	Account Total	0	0	33,483	33,483	0	0
200498-20300	DEAN COLL EDUC & HUMAN SERVICES						
	Expense						
	Wages				4,071		
	Benefits				20		
	Operations and Maintenance				57,255		
	Account Total	0	0	61,346	61,346	0	0

Printed on a Xerox 9700 Laser Printing System at the Computing Services Center / Texas A&M University

Form: URGB01 (02/05/85)

Account	Description	Beginning Balance	Revenues	Net Allocations	Expenditures	Increase (Decrease)	Ending Balance
200498-20302	DEAN COLL ED & HS - INST MEMBERSH						
	Expense						
	Operations and Maintenance				7,700		
	Account Total	0	0	7,700	7,700	0	0
200499-20300	DEAN COB						
	Expense						
	Benefits				20		
	Operations and Maintenance				24,842		
	Account Total	0	0	24,862	24,862	0	0
200500-20300	ENROLLMENT MANAGEMENT						
	Expense						
	Operations and Maintenance				63,079		
	Equipment (Capitalized)				3,515		
	Account Total	0	0	66,594	66,594	0	0
200500-20301	ENROLLMENT MGT-MAILING COSTS						
	Expense						
	Operations and Maintenance				51,604		
	Account Total	0	0	51,604	51,604	0	0
200500-20303	ENROLLMENT MGMT-RECRUIT RESOURCES						
	Expense						
	Operations and Maintenance				36,181		
	Account Total	0	0	36,181	36,181	0	0
200500-20304	EM-TELECOUNSELING						
	Expense						
	Wages				22,806		
	Benefits				144		
	Operations and Maintenance				4,620		
	Account Total	0	0	27,570	27,570	0	0
200500-20305	EM-EMAS						
	Expense						
	Operations and Maintenance				9,700		
	Account Total	0	0	9,700	9,700	0	0
200500-20308	ENRO MGMT - CALL CENTER						
	Expense						
	Wages				20,750		
	Benefits				50		
	Account Total	0	0	20,800	20,800	0	0
200505-20300	SCHOLARSHIPS						
	Expense						
	Scholarships				2,637,116		
	Account Total	0	0	2,637,116	2,637,116	0	0

Printed on a Xerox 9700 Laser Printing System at the Computing Services Center / Texas A&M University

Form: URGB01 (02/05/85)

Account	Description	Beginning Balance	Revenues	Net Allocations	Expenditures	Increase (Decrease)	Ending Balance
200505-20302	DEC COMMERCE GRADS SCH-PRES ENH						
	Expense						
	Scholarships				62,000		
	Account Total	0	0	62,000	62,000	0	0
200505-20308	SCHOLARSHIPS - GRADUATE						
	Expense						
	Scholarships				10,000		
	Account Total	0	0	10,000	10,000	0	0
200505-20320	ENRO SCHOLARSHIP FUNDING						
	Expense						
	Scholarships				150,000		
	Account Total	0	0	150,000	150,000	0	0
200520-20305	REGENTS / MAYO SCHOLARSHIPS						
	Expense						
	Scholarships				200,000		
	Account Total	0	0	200,000	200,000	0	0
200520-20310	DEPENDENT SCHOLARSHIPS						
	Expense						
	Scholarships				50,000		
	Account Total	0	0	50,000	50,000	0	0
200520-20315	CONTINGENCY SCHOLARSHIPS						
	Expense						
	Scholarships				245,000		
	Account Total	0	0	245,000	245,000	0	0
200520-20320	COMPUTER SCIENCE SCHOLARSHIPS						
	Expense						
	Scholarships				75,000		
	Account Total	0	0	75,000	75,000	0	0
200600-20300	FACULTY DEVELOPMENT						
	Expense						
	Wages				775		
	Benefits				10		
	Operations and Maintenance				17,553		
	Account Total	0	0	18,338	18,338	0	0
200600-20303	FACULTY DEV - EDUCATION						
	Expense						
	Operations and Maintenance				1,843		
	Account Total	0	0	1,843	1,843	0	0

Printed on a Xerox 9700 Laser Printing System at the Computing Services Center / Texas A&M University

Form: URGB01 (02/05/85)

Account	Description	Beginning Balance	Revenues	Net Allocations	Expenditures	Increase (Decrease)	Ending Balance
200601-20300	HR - RECRUITMENT						
	Expense						
	Operations and Maintenance				50,023		
	Account Total	0	0	50,023	50,023	0	0
200602-20300	FACULTY SENATE						
	Expense						
	Benefits				20		
	Operations and Maintenance				3,980		
	Account Total	0	0	4,000	4,000	0	0
200605-20300	AWARDS REGENTS & MAYO PROFESSORSHIP						
	Expense						
	Wages				20,000		
	Benefits				10,000		
	Account Total	0	0	30,000	30,000	0	0
200801-20300	HONORS						
	Expense						
	Wages				14,077		
	Benefits				89		
	Operations and Maintenance				10,455		
	Account Total	0	0	24,621	24,621	0	0
200802-20300	HEALTH SERVICES						
	Expense						
	Operations and Maintenance				10,000		
	Account Total	0	0	10,000	10,000	0	0
200803-20301	HONORS COLLEGE FUNDING CURRENT YEAR						
	Expense						
	Scholarships				2,398,959		
	Account Total	0	0	2,398,959	2,398,959	0	0
200902-20300	INSTITUTIONAL MEMBERSHIPS						
	Expense						
	Operations and Maintenance				42,000		
	Account Total	0	0	42,000	42,000	0	0
200903-20300	INSURANCE POLICIES						
	Expense						
	Operations and Maintenance				200,000		
	Account Total	0	0	200,000	200,000	0	0

Printed on a Xerox 9700 Laser Printing System at the Computing Services Center / Texas A&M University

Form: URGB01 (02/05/85)

Account	Description	Beginning Balance	Revenues	Net Allocations	Expenditures	Increase (Decrease)	Ending Balance
201200-20300	LIBRARY - LATE NIGHT COMPUTER LAB						
	Expense						
	Salaries - Non-Faculty				23,913		
	Benefits				5,000		
	Operations and Maintenance				8,929		
	Account Total	0	0	37,842	37,842	0	0
201300-20300	MATCHING FUNDS: SEOG						
	Expense						
	Scholarships				6,000		
	Account Total	0	0	6,000	6,000	0	0
201301-20300	MUSIC ACTIVITIES						
	Expense						
	Operations and Maintenance				4,882		
	Account Total	0	0	4,882	4,882	0	0
201301-20301	MUSIC - AUXILIARY CORP INSTRUCTION						
	Expense						
	Operations and Maintenance				804		
	Account Total	0	0	804	804	0	0
201301-20302	MUSIC - BAND TRIPS						
	Expense						
	Operations and Maintenance				8,006		
	Account Total	0	0	8,006	8,006	0	0
201301-20303	MUSIC - INSTRUMENT REPAIR						
	Expense						
	Operations and Maintenance				2,341		
	Account Total	0	0	2,341	2,341	0	0
201301-20305	MUSIC - STUDENT BAND ACTIVITIES						
	Expense						
	Wages				7,770		
	Benefits				41		
	Operations and Maintenance				10,882		
	Account Total	0	0	18,693	18,693	0	0
201301-20306	MUSIC DEPARTMENT SCHOLARSHIPS						
	Expense						
	Scholarships				207,000		
	Account Total	0	0	207,000	207,000	0	0
201301-20307	MUSIC - MARCHING BAND						
	Expense						
	Scholarships				30,000		
	Operations and Maintenance				2,751		
	Account Total	0	0	32,751	32,751	0	0

Printed on a Xerox 9700 Laser Printing System at the Computing Services Center / Texas A&M University

Form: URGB01 (02/05/85)

Account	Description	Beginning Balance	Revenues	Net Allocations	Expenditures	Increase (Decrease)	Ending Balance
201301-20309	MUSIC-CHORALE						
	Expense						
	Operations and Maintenance				2,950		
	Account Total	0	0	2,950	2,950	0	0
201302-20300	MARKETING-RECRUITMENT						
	Expense						
	Operations and Maintenance				50,000		
	Account Total	0	0	50,000	50,000	0	0
201303-20300	MEDIA PLACEMENT						
	Expense						
	Operations and Maintenance				205,552		
	Account Total	0	0	205,552	205,552	0	0
201304-20300	STUDENT SUPPORT SERVICES						
	Expense						
	Operations and Maintenance				4,607		
	Account Total	0	0	4,607	4,607	0	0
201306-20300	METROPLEX-LEASE						
	Expense						
	Operations and Maintenance				275,000		
	Account Total	0	0	275,000	275,000	0	0
201308-20300	MUSIC LICENSE FEES						
	Expense						
	Operations and Maintenance				8,117		
	Account Total	0	0	8,117	8,117	0	0
201575-20301	CHIEF OF STAFF OPERATIONS						
	Expense						
	Operations and Maintenance				15,758		
	Account Total	0	0	15,758	15,758	0	0
201601-20300	PRESIDENT'S HOME						
	Expense						
	Operations and Maintenance				10,200		
	Account Total	0	0	10,200	10,200	0	0
201603-20300	PRESIDENT'S OFFICE						
	Expense						
	Salaries - Non-Faculty				278,735		
	Benefits				45,811		
	Account Total	0	0	324,546	324,546	0	0

Printed on a Xerox 9700 Laser Printing System at the Computing Services Center / Texas A&M University

Form: URGB01 (02/05/85)

Account	Description	Beginning Balance	Revenues	Net Allocations	Expenditures	Increase (Decrease)	Ending Balance
201603-20303	FLAG FUND						
	Expense						
	Operations and Maintenance				3,200		
	Account Total	0	0	3,200	3,200	0	0
201603-20310	DEFERRED COMP						
	Expense						
	Wages				50,000		
	Account Total	0	0	50,000	50,000	0	0
201604-20300	PRESIDENTIAL RECOGNITION						
	Expense						
	Operations and Maintenance				5,570		
	Account Total	0	0	5,570	5,570	0	0
201607-20300	EXECUTIVE SEARCHES & RELOCATION						
	Expense						
	Operations and Maintenance				10,000		
	Account Total	0	0	10,000	10,000	0	0
201616-20300	PRESIDENTIAL COMMITTEES						
	Expense						
	Operations and Maintenance				6,000		
	Account Total	0	0	6,000	6,000	0	0
201800-20300	RECORD RETENTION - DOC SHREDDING						
	Expense						
	Operations and Maintenance				4,000		
	Account Total	0	0	4,000	4,000	0	0
201802-20300	RODEO SCHOLARSHIPS						
	Expense						
	Scholarships				75,000		
	Account Total	0	0	75,000	75,000	0	0
201914-20300	SYSTEM EMP BENEFITS ADVISORY COUN						
	Expense						
	Operations and Maintenance				1,198		
	Account Total	0	0	1,198	1,198	0	0
201915-20300	SCHOLARSHIPS-EMPL-PRES-ENHAN						
	Expense						
	Scholarships				125,000		
	Account Total	0	0	125,000	125,000	0	0
201928-20300	STAFF COUNCIL						
	Expense						
	Operations and Maintenance				5,000		
	Account Total	0	0	5,000	5,000	0	0

Printed on a Xerox 9700 Laser Printing System at the Computing Services Center / Texas A&M University

Form: URGB01 (02/05/85)

Account	Description	Beginning Balance	Revenues	Net Allocations	Expenditures	Increase (Decrease)	Ending Balance
201929-20300	SARA PROGRAM						
	Expense						
	Operations and Maintenance				10,000		
	Account Total	0	0	10,000	10,000	0	0
202008-20300	TEXAS AFFORDABLE BACCALAUREATE TAB						
	Expense						
	Salaries - Faculty				93,720		
	Salaries - Non-Faculty				157,159		
	Benefits				55,791		
	Account Total	0	0	306,670	306,670	0	0
202010-20300	TAMUC RODEO TEAM						
	Expense						
	Salaries - Non-Faculty				47,476		
	Benefits				17,000		
	Operations and Maintenance				102,220		
	Account Total	0	0	166,696	166,696	0	0
202100-20300	MANE EVENT DAY						
	Expense						
	Operations and Maintenance				22,630		
	Account Total	0	0	22,630	22,630	0	0
202103-20300	UPWARD BOUND						
	Expense						
	Operations and Maintenance				2,275		
	Account Total	0	0	2,275	2,275	0	0
202104-20300	UTILITIES						
	Expense						
	Utilities				2,555,000		
	Account Total	0	0	2,555,000	2,555,000	0	0
202201-20300	VETERAN'S AFFAIRS						
	Expense						
	Operations and Maintenance				3,708		
	Equipment (Capitalized)				500		
	Account Total	0	0	4,208	4,208	0	0
202280-20300	VPBA LEADERSHIP COHORT						
	Expense						
	Operations and Maintenance				15,000		
	Account Total	0	0	15,000	15,000	0	0

Printed on a Xerox 9700 Laser Printing System at the Computing Services Center / Texas A&M University

Form: URGB01 (02/05/85)

Account	Description	Beginning Balance	Revenues	Net Allocations	Expenditures	Increase (Decrease)	Ending Balance
202290-20301	CIO - OPERATING						
	Expense						
	Wages				2,000		
	Operations and Maintenance				46,000		
	Equipment (Capitalized)				2,000		
	Account Total	0	0	50,000	50,000	0	0
202290-20307	CIO - WEB PORTAL						
	Expense						
	Operations and Maintenance				40,000		
	Account Total	0	0	40,000	40,000	0	0
202295-20300	PROVOST & ACAD AFFAIRS						
	Expense						
	Wages				9,853		
	Benefits				75		
	Operations and Maintenance				41,410		
	Account Total	0	0	51,338	51,338	0	0
202296-20300	VP BUSINESS & ADMINISTRATION						
	Expense						
	Wages				7,040		
	Benefits				85		
	Operations and Maintenance				26,133		
	Account Total	0	0	33,258	33,258	0	0
202296-20302	BUDGET REVIEW & DEVELOPMENT COUNCIL						
	Expense						
	Operations and Maintenance				2,000		
	Account Total	0	0	2,000	2,000	0	0
202297-20300	MEDIA & PUBLIC RELATIONS						
	Expense						
	Operations and Maintenance				19,823		
	Account Total	0	0	19,823	19,823	0	0
202297-20301	COMMUNITY RELATIONS						
	Expense						
	Operations and Maintenance				35,344		
	Account Total	0	0	35,344	35,344	0	0
202301-20300	WORK STUDY-MATCHING STUDENT SERVICE						
	Expense						
	Wages				51,710		
	Benefits				500		
	Account Total	0	0	52,210	52,210	0	0

Printed on a Xerox 9700 Laser Printing System at the Computing Services Center / Texas A&M University

Form: URGB01 (02/05/85)

Account	Description	Beginning Balance	Revenues	Net Allocations	Expenditures	Increase (Decrease)	Ending Balance
202302-20300	WORK STUDY-MATCHING/ACADEMIC						
	Expense						
	Wages				96,032		
	Benefits				503		
	Account Total	0	0	96,535	96,535	0	0
202304-20300	STATE WORK STUDY MATCH-ACADEMIC						
	Expense						
	Wages				15,621		
	Account Total	0	0	15,621	15,621	0	0
202305-20300	STATE WORK STUDY MATCH-STUDENT SERV						
	Expense						
	Wages				8,411		
	Account Total	0	0	8,411	8,411	0	0
202800-20300	RES-BUDGET ADJUSTMENTS-CORR						
	Expense						
	Benefits				20,000		
	Operations and Maintenance				20,000		
	Account Total	0	0	40,000	40,000	0	0
202800-20301	UNALLOCATED BUDGET						
	Expense						
	Salaries - Faculty				119,744		
	Salaries - Non-Faculty				100,000		
	Wages				100,000		
	Scholarships				600,000		
	Operations and Maintenance				403		
	Account Total	0	0	920,147	920,147	0	0
202800-20304	TRANSITIONAL SALARY RESERVES						
	Expense						
	Salaries - Non-Faculty				200,000		
	Account Total	0	0	200,000	200,000	0	0
202801-20301	RES-VPAA SUMMER ADJUNCTS						
	Expense						
	Salaries - Faculty				1,995,871		
	Account Total	0	0	1,995,871	1,995,871	0	0
202802-20300	RESERVE BUSINESS & ADMIN						
	Expense						
	Operations and Maintenance				16,900		
	Account Total	0	0	16,900	16,900	0	0

Printed on a Xerox 9700 Laser Printing System at the Computing Services Center / Texas A&M University

Form: URGB01 (02/05/85)

Account	Description	Beginning Balance	Revenues	Net Allocations	Expenditures	Increase (Decrease)	Ending Balance
202804-20300	RES FOR BUDGET ADJ-SA						
	Expense						
	Operations and Maintenance				13,976		
	Account Total	0	0	13,976	13,976	0	0
202805-20300	PRESIDENT'S CONTINGENCY						
	Expense						
	Operations and Maintenance				19,794		
	Account Total	0	0	19,794	19,794	0	0
202806-20300	RESERVE PROV CONTINGENCY AA						
	Expense						
	Operations and Maintenance				85,758		
	Account Total	0	0	85,758	85,758	0	0
202816-20300	KOREAN PROGRAM -AGREEMENT ADJ ALLOW						
	Expense						
	Operations and Maintenance				50,000		
	Account Total	0	0	50,000	50,000	0	0
202821-20300	ATHLETIC POST SEASON SUPPORT						
	Expense						
	Operations and Maintenance				150,000		
	Account Total	0	0	150,000	150,000	0	0
202821-20301	EXCISE TAX						
	Expense						
	Operations and Maintenance				30,000		
	Account Total	0	0	30,000	30,000	0	0
202822-20300	RES - EVENT CENTER						
	Expense						
	Operations and Maintenance				270,000		
	Account Total	0	0	270,000	270,000	0	0
210011-20300	ASSESSMENT SERVICES FEES						
	Revenue						
	Fees		80,000				
	Expense						
	Salaries - Non-Faculty				54,730		
	Benefits				22,500		
	Operations and Maintenance				2,770		
	Account Total	0	80,000	0	80,000	0	0
210012-10000	ENROLLMENT FEE-REVENUE						
	Revenue						
	Fees		170,000				
	Account Total	0	170,000	170,000-	0	0	0

Printed on a Xerox 9700 Laser Printing System at the Computing Services Center / Texas A&M University

Form: URGB01 (02/05/85)

Account	Description	Beginning Balance	Revenues	Net Allocations	Expenditures	Increase (Decrease)	Ending Balance
210012-20200	FRESHMAN ADMISS - BAD DEBT						
	Expense						
	Operations and Maintenance				6,120		
	Account Total	0	0	6,120	6,120	0	0
210012-20300	FRESHMAN ADMISSIONS						
	Expense						
	Salaries - Non-Faculty				97,400		
	Benefits				27,250		
	Operations and Maintenance				39,230		
	Account Total	0	0	163,880	163,880	0	0
210013-20300	APP FEES-GRAD/DOM & INTL						
	Revenue						
	Fees		230,000				
	Expense						
	Salaries - Faculty				35,000-		
	Salaries - Non-Faculty				218,311		
	Benefits				46,689		
	Account Total	0	230,000	0	230,000	0	0
210013-20302	DEGREEWORKS SPECIALIST						
	Expense						
	Salaries - Non-Faculty				7,500-		
	Benefits				7,500		
	Account Total	0	0	0	0	0	0
210013-20309	THESIS/DISSERTATION SPECIALIST						
	Expense						
	Salaries - Non-Faculty				1,600-		
	Benefits				1,600		
	Account Total	0	0	0	0	0	0
210018-10000	INTERNATIONAL STD ADMIN FEE-REV						
	Revenue						
	Fees		60,000				
	Account Total	0	60,000	60,000-	0	0	0
210018-20300	INTERNATIONAL STD ADMIN FEE						
	Expense						
	Salaries - Non-Faculty				35,402		
	Benefits				10,500		
	Operations and Maintenance				14,098		
	Account Total	0	0	60,000	60,000	0	0
210029-11002	CBE GRAD SCHOOL PROGRAM FEE FALL						
	Revenue						
	Fees		300,000				
	Account Total	0	300,000	300,000-	0	0	0

Printed on a Xerox 9700 Laser Printing System at the Computing Services Center / Texas A&M University

Form: URGB01 (02/05/85)

Account	Description	Beginning Balance	Revenues	Net Allocations	Expenditures	Increase (Decrease)	Ending Balance
210029-12002	CBE GRAD SCHOOL PROGRAM FEE SPRING						
	Revenue						
	Fees		275,000				
	Account Total	0	275,000	275,000-	0	0	0
210029-13002	CBE GRAD SCHOOL PROGRAM FEE SUM I						
	Revenue						
	Fees		100,000				
	Account Total	0	100,000	100,000-	0	0	0
210029-14002	CBE GRAD SCHOOL PROGRAM FEE SUM II						
	Revenue						
	Fees		75,000				
	Account Total	0	75,000	75,000-	0	0	0
210029-20300	COB GRAD SCHOOL PROGRAM FEE OPERATE						
	Expense						
	Salaries - Faculty				555,919		
	Salaries - Non-Faculty				149,648		
	Benefits				44,433		
	Account Total	0	0	750,000	750,000	0	0
210032-20300	COMPUTING TELECOM & INFO SRVS						
	Revenue						
	Sales and Services		80,000				
	Expense						
	Salaries - Non-Faculty				30,000		
	Wages				56,514		
	Benefits				5,000		
	Operations and Maintenance				2,826		
	Account Total	0	80,000	14,340	94,340	0	0
210032-20305	IT HDWE MAINT						
	Expense						
	Operations and Maintenance				30,000		
	Account Total	0	0	30,000	30,000	0	0
210045-20210	CPD - UIL						
	Revenue						
	Sales and Services		85,000				
	Expense						
	Wages				20,000		
	Benefits				3,000		
	Operations and Maintenance				57,000		
	Equipment (Capitalized)				5,000		
	Account Total	0	85,000	0	85,000	0	0

Printed on a Xerox 9700 Laser Printing System at the Computing Services Center / Texas A&M University

Form: URGB01 (02/05/85)

Account	Description	Beginning Balance	Revenues	Net Allocations	Expenditures	Increase (Decrease)	Ending Balance
210050-20208	CPD-LICENSING						
	Revenue						
	Sales and Services		80,000				
	Expense						
	Salaries - Non-Faculty				38,203		
	Benefits				20,000		
	Operations and Maintenance				12,597		
	Account Total	0	80,000	9,200-	70,800	0	0
210050-20904	CPD-SPECIAL PROGRAMS						
	Revenue						
	Sales and Services		15,000				
	Expense						
	Wages				7,912		
	Benefits				164		
	Operations and Maintenance				6,924		
	Account Total	0	15,000	0	15,000	0	0
210050-20949	CPD-ADMINISTRATIVE OVERHEAD						
	Expense						
	Operations and Maintenance				7,056		
	Account Total	0	0	7,056	7,056	0	0
210050-20950	CPD-RES-SALARY CHANGES						
	Expense						
	Operations and Maintenance				2,144		
	Account Total	0	0	2,144	2,144	0	0
210060-20300	FINANCIAL AID & SCHOLARSHIPS						
	Expense						
	Operations and Maintenance				30,000		
	Equipment (Capitalized)				10,000		
	Account Total	0	0	40,000	40,000	0	0
210060-20301	FINANCIAL AID - ADMIN COST						
	Revenue						
	Contracts and Grant		20,000				
	Expense						
	Wages				8,765		
	Benefits				51		
	Operations and Maintenance				11,184		
	Account Total	0	20,000	0	20,000	0	0

Printed on a Xerox 9700 Laser Printing System at the Computing Services Center / Texas A&M University

Form: URGB01 (02/05/85)

Account	Description	Beginning Balance	Revenues	Net Allocations	Expenditures	Increase (Decrease)	Ending Balance
210070-20300	GRADUATION COSTS						
	Revenue						
	Fees		90,065				
	Expense						
	Salaries - Non-Faculty				22,632		
	Benefits				10,000		
	Operations and Maintenance				57,433		
	Account Total	0	90,065	0	90,065	0	0
210122-20302	LIBRARY-INSTRUCTIONAL LAB MONITORS						
	Expense						
	Wages				23,102		
	Benefits				7,350		
	Account Total	0	0	30,452	30,452	0	0
210125-20300	LION'S CAMP						
	Expense						
	Operations and Maintenance				29,100		
	Account Total	0	0	29,100	29,100	0	0
210160-20300	INTEGRATED-EDUCATIONAL CLINIC						
	Revenue						
	Sales and Services		10,000				
	Expense						
	Operations and Maintenance				8,536		
	Account Total	0	10,000	1,464-	8,536	0	0
210180-20300	PURCHASING - CITIBANK REBATE EXP						
	Revenue						
	Other Operating Inc		90,000				
	Expense						
	Salaries - Faculty				31,149		
	Salaries - Non-Faculty				31,351		
	Benefits				17,500		
	Operations and Maintenance				10,000		
	Account Total	0	90,000	0	90,000	0	0
210190-11002	STUDENT FEE COLLECTIONS						
	Revenue						
	Fees		350,000				
	Account Total	0	350,000	350,000-	0	0	0
210190-20300	STUDENT FEE COLLECTIONS						
	Expense						
	Salaries - Non-Faculty				230,009		
	Wages				26,621		
	Benefits				78,396		
	Operations and Maintenance				14,974		
	Account Total	0	0	350,000	350,000	0	0

Printed on a Xerox 9700 Laser Printing System at the Computing Services Center / Texas A&M University

Form: URGB01 (02/05/85)

Account	Description	Beginning Balance	Revenues	Net Allocations	Expenditures	Increase (Decrease)	Ending Balance
210191-20302	SPECIAL EVENTS-COLL EDUCATION						
	Expense						
	Operations and Maintenance				1,261		
	Account Total	0	0	1,261	1,261	0	0
210191-20303	SPECIAL EVENTS - CSE						
	Expense						
	Operations and Maintenance				2,615		
	Account Total	0	0	2,615	2,615	0	0
210193-20300	VPAA PROFESSIONAL DEVELOPMENT						
	Expense						
	Operations and Maintenance				3,000		
	Account Total	0	0	3,000	3,000	0	0
210196-20300	SPECIAL EVENTS-PRES-OFFICL FCTN						
	Expense						
	Operations and Maintenance				48,700		
	Account Total	0	0	48,700	48,700	0	0
210197-20300	SPECIAL EVENTS VP BUSINESS & ADMIN						
	Expense						
	Operations and Maintenance				4,850		
	Account Total	0	0	4,850	4,850	0	0
210449-20300	DESIGNATED-REMISSIONS & EXEMPTIONS						
	Revenue						
	Exemptions		2,400,000				
	Expense						
	Scholarships				2,400,000		
	Account Total	0	2,400,000	0	2,400,000	0	0
210451-20306	RES NON-FACULTY SAL INC OTHER						
	Expense						
	Salaries - Faculty				750,000		
	Account Total	0	0	750,000	750,000	0	0
210452-20301	RES - DES FAC SALARY INC						
	Expense						
	Salaries - Faculty				5,424		
	Account Total	0	0	5,424	5,424	0	0
210452-20302	RES-DES NON-FAC SALARY INC						
	Expense						
	Utilities				75,000		
	Account Total	0	0	75,000	75,000	0	0

Printed on a Xerox 9700 Laser Printing System at the Computing Services Center / Texas A&M University

Form: URGB01 (02/05/85)

Account	Description	Beginning Balance	Revenues	Net Allocations	Expenditures	Increase (Decrease)	Ending Balance
210452-20303	RES - EQUITY ADJUSTMENTS						
	Expense						
	Salaries - Faculty				100,000		
	Salaries - Non-Faculty				100,000		
	Account Total	0	0	200,000	200,000	0	0
210452-20304	RES - FUTURE MERIT						
	Expense						
	Wages				1,100,000		
	Account Total	0	0	1,100,000	1,100,000	0	0
210459	RES - FRINGE BENEFITS						
	Expense						
	Benefits				700,000		
	Account Total	0	0	700,000	700,000	0	0
210465	ACA PAYMENTS						
	Expense						
	Benefits				100,000		
	Account Total	0	0	100,000	100,000	0	0
210994-20301	PRES - RESERVE FOR PERMANENT ADJUST						
	Expense						
	Operations and Maintenance				300,000		
	Account Total	0	0	300,000	300,000	0	0
210997-20320	PLANNED MAINTENANCE						
	Expense						
	Equipment (Capitalized)				500,000		
	Account Total	0	0	500,000	500,000	0	0
210997-20330	PLANNED MAINTENANCE - AUX PROJECTS						
	Expense						
	Operations and Maintenance				50,000		
	Account Total	0	0	50,000	50,000	0	0
210997-20345	TURF REPLACEMENT						
	Expense						
	Equipment (Capitalized)				50,000		
	Account Total	0	0	50,000	50,000	0	0
215000-11002	USF - FALL						
	Revenue						
	Fees		3,230,000				
	Account Total	0	3,230,000	3,230,000-	0	0	0

Printed on a Xerox 9700 Laser Printing System at the Computing Services Center / Texas A&M University

Form: URGB01 (02/05/85)

Account	Description	Beginning Balance	Revenues	Net Allocations	Expenditures	Increase (Decrease)	Ending Balance
215000-11003	USF - GT - FALL						
	Revenue						
	Fees		3,450,000				
	Account Total	0	3,450,000	3,450,000-	0	0	0
215000-12002	USF - SPRING						
	Revenue						
	Fees		2,960,000				
	Account Total	0	2,960,000	2,960,000-	0	0	0
215000-12003	USF - GT - SPRING						
	Revenue						
	Fees		3,280,000				
	Account Total	0	3,280,000	3,280,000-	0	0	0
215000-13002	USF - SUM I						
	Revenue						
	Fees		600,000				
	Account Total	0	600,000	600,000-	0	0	0
215000-13003	USF - GT - SUM I						
	Revenue						
	Fees		600,000				
	Account Total	0	600,000	600,000-	0	0	0
215000-14002	USF - SUM II						
	Revenue						
	Fees		380,000				
	Account Total	0	380,000	380,000-	0	0	0
215000-14003	USF - GT - SUM II						
	Revenue						
	Fees		380,000				
	Account Total	0	380,000	380,000-	0	0	0
215000-20200	USF - BAD DEBT						
	Expense						
	Operations and Maintenance				195,092		
	Account Total	0	0	195,092	195,092	0	0
215000-20301	USF-CREDIT CARD CHARGES						
	Expense						
	Operations and Maintenance				50,000		
	Account Total	0	0	50,000	50,000	0	0
215000-20319	USF - GT - PERM FY19 & BEYOND						
	Expense						
	Utilities				400,000		
	Account Total	0	0	400,000	400,000	0	0

Printed on a Xerox 9700 Laser Printing System at the Computing Services Center / Texas A&M University

Form: URGB01 (02/05/85)

Account	Description	Beginning Balance	Revenues	Net Allocations	Expenditures	Increase (Decrease)	Ending Balance
215100-20500	USF - TECH FEE RES						
	Expense						
	Operations and Maintenance				54,942		
	Account Total	0	0	54,942	54,942	0	0
215101-20300	USF-CONTRACT SVCS PYMT IT						
	Expense						
	Operations and Maintenance				2,080,383		
	Account Total	0	0	2,080,383	2,080,383	0	0
215101-20301	USF-CONTRACT SVCS-CONTINGENCY						
	Expense						
	Operations and Maintenance				116,549		
	Account Total	0	0	116,549	116,549	0	0
215102-20300	USF-DOCUMENT MGMT SYSTEM						
	Expense						
	Salaries - Non-Faculty				45,000		
	Benefits				13,500		
	Account Total	0	0	58,500	58,500	0	0
215102-20302	USF-INST TECH MICROSOFT AGREEMENT						
	Expense						
	Operations and Maintenance				55,000		
	Account Total	0	0	55,000	55,000	0	0
215102-20308	USF-IT SOFTWARE MAINT						
	Expense						
	Operations and Maintenance				606,659		
	Account Total	0	0	606,659	606,659	0	0
215105-20300	USF - LIBRARY						
	Expense						
	Salaries - Non-Faculty				42,627		
	Benefits				13,810		
	Operations and Maintenance				765,641		
	Equipment (Capitalized)				20,000		
	Account Total	0	0	842,078	842,078	0	0
215105-20500	USF - LIBRARY RES						
	Expense						
	Operations and Maintenance				411,754		
	Equipment (Capitalized)				226,012		
	Account Total	0	0	637,766	637,766	0	0
215110-20300	USF - INTERNAT EDUC SCHOLARSHIPS						
	Expense						
	Scholarships				27,194		
	Account Total	0	0	27,194	27,194	0	0

Printed on a Xerox 9700 Laser Printing System at the Computing Services Center / Texas A&M University

Form: URGB01 (02/05/85)

Account	Description	Beginning Balance	Revenues	Net Allocations	Expenditures	Increase (Decrease)	Ending Balance
215115-20300	USF - TRANSCRIPT FEE						
	Expense						
	Salaries - Non-Faculty				156,407		
	Wages				5,000		
	Benefits				48,000		
	Operations and Maintenance				10,196		
	Account Total	0	0	219,603	219,603	0	0
215115-20500	USF - TRANSCRIPT RES						
	Expense						
	Operations and Maintenance				10,000		
	Account Total	0	0	10,000	10,000	0	0
215120-20300	USF - TUTORING FEE						
	Expense						
	Salaries - Non-Faculty				62,073		
	Wages				120,719		
	Benefits				13,000		
	Operations and Maintenance				19,295		
	Account Total	0	0	215,087	215,087	0	0
215120-20500	USF - TUTORING RES						
	Expense						
	Operations and Maintenance				28,150		
	Account Total	0	0	28,150	28,150	0	0
215125-20300	USF - ADVISING FEE						
	Expense						
	Operations and Maintenance				16,255		
	Account Total	0	0	16,255	16,255	0	0
215125-20301	USF - VPSAS - ADVISING						
	Expense						
	Salaries - Non-Faculty				101,154		
	Benefits				31,055		
	Account Total	0	0	132,209	132,209	0	0
215125-20302	USF - CHSSA ADVISING						
	Expense						
	Salaries - Non-Faculty				59,340		
	Benefits				23,000		
	Account Total	0	0	82,340	82,340	0	0
215125-20303	USF - COEHS ADVISING						
	Expense						
	Salaries - Non-Faculty				62,101		
	Benefits				19,749		
	Account Total	0	0	81,850	81,850	0	0

Printed on a Xerox 9700 Laser Printing System at the Computing Services Center / Texas A&M University

Form: URGB01 (02/05/85)

Account	Description	Beginning Balance	Revenues	Net Allocations	Expenditures	Increase (Decrease)	Ending Balance
215125-20304	USF - COB ADVISING						
	Expense						
	Salaries - Non-Faculty				70,437		
	Benefits				13,200		
	Account Total	0	0	83,637	83,637	0	0
215125-20305	USF - GRAD ADVISING						
	Expense						
	Salaries - Non-Faculty				23,466		
	Benefits				7,629		
	Account Total	0	0	31,095	31,095	0	0
215125-20306	USF - UCOLL ADVISING						
	Expense						
	Salaries - Non-Faculty				143,721		
	Benefits				41,500		
	Operations and Maintenance				1,600		
	Account Total	0	0	186,821	186,821	0	0
215125-20307	USF - CSE ADVISING						
	Expense						
	Salaries - Non-Faculty				49,000		
	Benefits				16,000		
	Operations and Maintenance				15,000		
	Account Total	0	0	80,000	80,000	0	0
215125-20500	USF - ADVISING RES						
	Expense						
	Operations and Maintenance				58,176		
	Account Total	0	0	58,176	58,176	0	0
215130-20300	USF - STUDENT IDENTIFICATION						
	Expense						
	Operations and Maintenance				66,872		
	Account Total	0	0	66,872	66,872	0	0
215130-20301	USF - STUDENT ID - SRSC RENTAL						
	Expense						
	Operations and Maintenance				6,236		
	Account Total	0	0	6,236	6,236	0	0
215130-20302	USF - STUDENT ID - EQUIPMENT						
	Expense						
	Operations and Maintenance				25,000		
	Account Total	0	0	25,000	25,000	0	0

Printed on a Xerox 9700 Laser Printing System at the Computing Services Center / Texas A&M University

Form: URGB01 (02/05/85)

Account	Description	Beginning Balance	Revenues	Net Allocations	Expenditures	Increase (Decrease)	Ending Balance
215130-20500	USF STUDENT ID - RES						
	Expense						
	Operations and Maintenance				6,500		
	Account Total	0	0	6,500	6,500	0	0
215135-20300	USF -STUDENT HEALTH SERVICES						
	Expense						
	Operations and Maintenance				57,500		
	Account Total	0	0	57,500	57,500	0	0
215137-20300	USF - COUNSELING SERVICES						
	Expense						
	Operations and Maintenance				57,500		
	Account Total	0	0	57,500	57,500	0	0
215140-20300	USF - CAMPUS TRANSPORTATION						
	Expense						
	Salaries - Non-Faculty				87,956		
	Wages				32,000		
	Benefits				24,600		
	Operations and Maintenance				25,444		
	Account Total	0	0	170,000	170,000	0	0
215200-20300	USF - CHSSA ENHANCEMENT FEE						
	Expense						
	Operations and Maintenance				325,132		
	Account Total	0	0	325,132	325,132	0	0
215225-20300	USF - COEHS ENHANCEMENT FEE						
	Expense						
	Operations and Maintenance				279,463		
	Account Total	0	0	279,463	279,463	0	0
215230-20300	USF - COB ENHANCEMENT FEE						
	Expense						
	Operations and Maintenance				117,442		
	Account Total	0	0	117,442	117,442	0	0
215235-20300	USF - CSE ENHANCEMENT FEE						
	Expense						
	Operations and Maintenance				196,793		
	Account Total	0	0	196,793	196,793	0	0
215240-20300	USF - SCHOOL OF AG ENHANCEMENT FEE						
	Expense						
	Operations and Maintenance				44,629		
	Account Total	0	0	44,629	44,629	0	0

Printed on a Xerox 9700 Laser Printing System at the Computing Services Center / Texas A&M University

Form: URGB01 (02/05/85)

Account	Description	Beginning Balance	Revenues	Net Allocations	Expenditures	Increase (Decrease)	Ending Balance
219990-20300	DESIG TUITION DISCOUNTS						
	Revenue						
	Discounts and Allow		7,056,424-				
	Discounts and Allow		6,029,532-				
	Expense						
	Scholarship Discounts				8,871,452-		
	Account Total	0	13,085,956-	0	8,871,452-	4,214,504-	4,214,504-
220000-20300	DESIGNATED - OTHERS						
	Revenue						
	Fees		1,290,000				
	Exemptions		150,000				
	Sales and Services		660,000				
	Account Total	0	2,100,000	2,100,000-	0	0	0
220010-20300	DES OTHER-INSTRUCTIONAL						
	Expense						
	Salaries - Faculty				310,000		
	Benefits				30,900		
	Scholarships				965,024		
	Account Total	0	0	1,305,924	1,305,924	0	0
220015-20300	DEST OTHER-RESEARCH						
	Expense						
	Operations and Maintenance				11,299		
	Account Total	0	0	11,299	11,299	0	0
220020-20300	DEST OTHER-PUBLIC SERVICE						
	Expense						
	Operations and Maintenance				150,640		
	Account Total	0	0	150,640	150,640	0	0
220025-20300	DEST OTHER-ACADEMIC SUPPORT						
	Expense						
	Salaries - Non-Faculty				62,200		
	Benefits				9,100		
	Operations and Maintenance				242,608		
	Account Total	0	0	313,908	313,908	0	0
220030-20300	DEST OTHER-STUDENT SERVICES						
	Expense						
	Operations and Maintenance				164,495		
	Account Total	0	0	164,495	164,495	0	0
220035-20300	DEST OTHER-INSTITUTIONAL SUPPORT						
	Expense						
	Operations and Maintenance				6,467		
	Account Total	0	0	6,467	6,467	0	0

Printed on a Xerox 9700 Laser Printing System at the Computing Services Center / Texas A&M University

Form: URGB01 (02/05/85)

Account	Description	Beginning Balance	Revenues	Net Allocations	Expenditures	Increase (Decrease)	Ending Balance
220040-20300	DEST OTHER - OMP						
	Expense						
	Operations and Maintenance				27,167		
	Account Total	0	0	27,167	27,167	0	0
220060-20300	DEST OTHER-SCHOLARSHIPS						
	Expense						
	Scholarships				120,100		
	Account Total	0	0	120,100	120,100	0	0
220401-20300	DESIG TUITION SET ASIDE-UNDERGRAD						
	Expense						
	Scholarships				166,000		
	Account Total	0	0	166,000	166,000	0	0
220401-20301	DESIG TUITION SET ASIDE-HONORS						
	Expense						
	Scholarships				100,952		
	Account Total	0	0	0	100,952	100,952-	100,952-
220401-20302	DESIG TUITION SET ASIDE - ATHL						
	Expense						
	Scholarships				99,956		
	Account Total	0	0	0	99,956	99,956-	99,956-
220402-20300	DESIG TUITION SET ASIDE-GRAD						
	Expense						
	Scholarships				680,000		
	Account Total	0	0	680,000	680,000	0	0
222001	TPEG - RESIDENTS						
	Expense						
	Scholarships				1,700,000		
	Account Total	0	0	1,700,000	1,700,000	0	0
222002	TPEG - NON RESIDENTS						
	Expense						
	Scholarships				100,000		
	Account Total	0	0	100,000	100,000	0	0
222900-20300	RES-INVESTMENT EARNINGS						
	Revenue						
	Investment Income		1,300,000				
	Account Total	0	1,300,000	1,300,000-	0	0	0
240000-20300	FACILITIES REPORTING & ENERGY						
	Expense						
	Operations and Maintenance				1,950		
	Account Total	0	0	1,950	1,950	0	0

Printed on a Xerox 9700 Laser Printing System at the Computing Services Center / Texas A&M University

Form: URGB01 (02/05/85)

Account	Description	Beginning Balance	Revenues	Net Allocations	Expenditures	Increase (Decrease)	Ending Balance
240000-20305	FACILITIES - E&G DOOR ACCESS						
	Expense						
	Operations and Maintenance				38,000		
	Account Total	0	0	38,000	38,000	0	0
240052-20300	ASSOCIATE VPBA						
	Expense						
	Wages				4,880		
	Benefits				50		
	Operations and Maintenance				8,000		
	Account Total	0	0	12,930	12,930	0	0
240052-20301	AVP - TRECS MAINT						
	Expense						
	Operations and Maintenance				9,000		
	Account Total	0	0	9,000	9,000	0	0
240053-20300	VPBA TRAVEL FUND						
	Expense						
	Operations and Maintenance				2,000		
	Account Total	0	0	2,000	2,000	0	0
240080-20301	ENVIRONMENTAL MGMT OPER						
	Expense						
	Operations and Maintenance				10,000		
	Account Total	0	0	10,000	10,000	0	0
240090-20300	FACILITIES CNTRACT - OPERATING						
	Expense						
	Operations and Maintenance				4,500,000		
	Account Total	0	0	4,500,000	4,500,000	0	0
240090-20301	FACILITIES CONTRACT SAVINGS						
	Expense						
	Operations and Maintenance				396,230		
	Account Total	0	0	616,230	396,230	220,000	220,000
240090-20303	FACILITIES CONTRACT - IRRIGATION						
	Expense						
	Operations and Maintenance				220,000		
	Account Total	0	0	0	220,000	220,000-	220,000-
242040-20300	BUDGET OFFICE						
	Expense						
	Operations and Maintenance				16,628		
	Account Total	0	0	16,628	16,628	0	0

Printed on a Xerox 9700 Laser Printing System at the Computing Services Center / Texas A&M University

Form: URGB01 (02/05/85)

Account	Description	Beginning Balance	Revenues	Net Allocations	Expenditures	Increase (Decrease)	Ending Balance
242045-20300	BUSINESS SERVICES						
	Expense						
	Operations and Maintenance				4,170		
	Account Total	0	0	4,170	4,170	0	0
242045-20303	SVCS AGREEMENT - CUSTOMER'S BANK						
	Expense						
	Operations and Maintenance				12,000		
	Account Total	0	0	12,000	12,000	0	0
242062-20300	ACCOUNTING SERVICES						
	Expense						
	Wages				37,321		
	Benefits				415		
	Operations and Maintenance				56,376		
	Account Total	0	0	94,112	94,112	0	0
242062-20303	ACCT SVCS - CONCUR ANUAL MAINT						
	Expense						
	Operations and Maintenance				26,000		
	Account Total	0	0	26,000	26,000	0	0
242062-20305	ARMORED CAR SERVICES						
	Expense						
	Operations and Maintenance				5,000		
	Account Total	0	0	5,000	5,000	0	0
242080-20300	HR - OPERATIONS						
	Expense						
	Benefits				195		
	Operations and Maintenance				29,584		
	Account Total	0	0	29,779	29,779	0	0
242080-20302	HR - BENEFITS & RETIREMENT						
	Expense						
	Benefits				65		
	Operations and Maintenance				9,255		
	Account Total	0	0	9,320	9,320	0	0
242080-20306	HR - BACKGROUND SCREENING						
	Expense						
	Operations and Maintenance				25,000		
	Account Total	0	0	25,000	25,000	0	0
242080-20312	HR - WELLNESS						
	Expense						
	Operations and Maintenance				11,000		
	Account Total	0	0	11,000	11,000	0	0

Printed on a Xerox 9700 Laser Printing System at the Computing Services Center / Texas A&M University

Form: URGB01 (02/05/85)

Account	Description	Beginning Balance	Revenues	Net Allocations	Expenditures	Increase (Decrease)	Ending Balance
242080-20316	HR-EMPLOYEE ASSISTANCE PROGRAM						
	Expense						
	Operations and Maintenance				20,000		
	Account Total	0	0	20,000	20,000	0	0
242085-20300	PAYROLL						
	Expense						
	Operations and Maintenance				18,517		
	Account Total	0	0	18,517	18,517	0	0
242120-20300	MAIL SERVICE						
	Expense						
	Wages				20,554		
	Benefits				187		
	Operations and Maintenance				14,000		
	Account Total	0	0	34,741	34,741	0	0
242160-20300	PURCHASING						
	Expense						
	Operations and Maintenance				15,205		
	Account Total	0	0	15,205	15,205	0	0
242160-20301	PURCHASING - HUB						
	Expense						
	Operations and Maintenance				4,070		
	Account Total	0	0	4,070	4,070	0	0
242160-20302	PURCHASING - ONLINE PROCUREMENT SYS						
	Expense						
	Operations and Maintenance				44,850		
	Account Total	0	0	44,850	44,850	0	0
242165-20300	CONTRACT ADMINISTRATION						
	Expense						
	Operations and Maintenance				8,930		
	Account Total	0	0	8,930	8,930	0	0
242180-20300	TRAINING & DEVELOPMENT - OPERATIONS						
	Expense						
	Operations and Maintenance				4,922		
	Account Total	0	0	4,922	4,922	0	0
242180-20301	EMPLOYEE RECOGNITION PROGRAM						
	Expense						
	Operations and Maintenance				6,000		
	Account Total	0	0	6,000	6,000	0	0

Printed on a Xerox 9700 Laser Printing System at the Computing Services Center / Texas A&M University

Form: URGB01 (02/05/85)

Account	Description	Beginning Balance	Revenues	Net Allocations	Expenditures	Increase (Decrease)	Ending Balance
242185-20300	COMPLIANCE						
	Expense						
	Operations and Maintenance				34,577		
	Account Total	0	0	34,577	34,577	0	0
242190-20300	SAFETY OFFICE						
	Expense						
	Salaries - Non-Faculty				10,667		
	Operations and Maintenance				100,044		
	Equipment (Capitalized)				1,848		
	Account Total	0	0	112,559	112,559	0	0
242190-20302	SAFETY OFFICE - FIRE SYSTEMS						
	Expense						
	Operations and Maintenance				30,000		
	Account Total	0	0	30,000	30,000	0	0
242190-20307	LAB SAFETY						
	Expense						
	Operations and Maintenance				9,450		
	Account Total	0	0	9,450	9,450	0	0
242190-20310	SAFETY OFFICE - EVENT SERVICES						
	Expense						
	Operations and Maintenance				17,000		
	Account Total	0	0	17,000	17,000	0	0
242195-20300	SHIPPING/RECEIVING						
	Expense						
	Operations and Maintenance				11,138		
	Account Total	0	0	11,138	11,138	0	0
242210-20300	UNIVERSITY POLICE						
	Expense						
	Operations and Maintenance				51,760		
	Account Total	0	0	51,760	51,760	0	0
242210-20301	UPD - IRIS/PAWS/LYNX						
	Expense						
	Operations and Maintenance				26,750		
	Account Total	0	0	26,750	26,750	0	0
242210-20303	UPD - CAMERA SURVEILLANCE						
	Expense						
	Operations and Maintenance				20,700		
	Account Total	0	0	20,700	20,700	0	0

Printed on a Xerox 9700 Laser Printing System at the Computing Services Center / Texas A&M University

Form: URGB01 (02/05/85)

Account	Description	Beginning Balance	Revenues	Net Allocations	Expenditures	Increase (Decrease)	Ending Balance
242210-20305	UPD - UNIFORM CLEANING						
	Expense						
	Wages				15,000		
	Account Total	0	0	15,000	15,000	0	0
242210-20700	UNIVERSITY POLICE CONT SERVICE						
	Expense						
	Operations and Maintenance				3,056		
	Account Total	0	0	3,056	3,056	0	0
250000-20300	DEAN OF GRAD STUDIES						
	Expense						
	Wages				5,632		
	Benefits				30		
	Operations and Maintenance				33,001		
	Equipment (Capitalized)				2,500		
	Account Total	0	0	41,163	41,163	0	0
250010-20300	ART						
	Expense						
	Wages				16,839		
	Benefits				88		
	Operations and Maintenance				20,915		
	Account Total	0	0	37,842	37,842	0	0
250010-20301	ART EQUIPMENT REPAIR						
	Expense						
	Operations and Maintenance				4,357		
	Account Total	0	0	4,357	4,357	0	0
250010-20302	ART COMMUNICATIONS - OP						
	Expense						
	Operations and Maintenance				2,886		
	Account Total	0	0	2,886	2,886	0	0
250080-20300	HISTORY						
	Expense						
	Operations and Maintenance				13,255		
	Account Total	0	0	13,255	13,255	0	0
250120-20300	LIT & LANG						
	Expense						
	Wages				12,533		
	Benefits				66		
	Operations and Maintenance				27,111		
	Account Total	0	0	39,710	39,710	0	0

Printed on a Xerox 9700 Laser Printing System at the Computing Services Center / Texas A&M University

Form: URGB01 (02/05/85)

Account	Description	Beginning Balance	Revenues	Net Allocations	Expenditures	Increase (Decrease)	Ending Balance
250120-20301	LIT & LANG - POSTCRIPTS						
	Expense						
	Operations and Maintenance				1,946		
	Account Total	0	0	1,946	1,946	0	0
250120-20302	COMM SKILLS CTR - OPER						
	Expense						
	Operations and Maintenance				2,112		
	Account Total	0	0	2,112	2,112	0	0
250130-20300	MUSIC						
	Expense						
	Wages				4,505		
	Benefits				24		
	Operations and Maintenance				17,682		
	Account Total	0	0	22,211	22,211	0	0
250130-20700	MUSIC CONTRACTED SERVICES						
	Expense						
	Operations and Maintenance				6,433		
	Account Total	0	0	6,433	6,433	0	0
250131-20300	THEATRE						
	Expense						
	Wages				9,534		
	Benefits				103		
	Operations and Maintenance				13,772		
	Account Total	0	0	23,409	23,409	0	0
250131-20301	JOURNALISM/RTV/SPEECH						
	Expense						
	Wages				10,000		
	Operations and Maintenance				13,408		
	Account Total	0	0	23,408	23,408	0	0
250160-20300	POLITICAL SCIENCE						
	Expense						
	Operations and Maintenance				10,740		
	Account Total	0	0	10,740	10,740	0	0
250190-20300	SOC & CRIMINAL JUSTICE						
	Expense						
	Operations and Maintenance				15,427		
	Account Total	0	0	15,427	15,427	0	0
250510-20300	AG SCI						
	Expense						
	Operations and Maintenance				49,878		
	Account Total	0	0	49,878	49,878	0	0

Printed on a Xerox 9700 Laser Printing System at the Computing Services Center / Texas A&M University

Form: URGB01 (02/05/85)

Account	Description	Beginning Balance	Revenues	Net Allocations	Expenditures	Increase (Decrease)	Ending Balance
250520-20300	BIO & EARTH SCI						
	Expense						
	Wages				18,270		
	Benefits				96		
	Operations and Maintenance				32,710		
	Account Total	0	0	51,076	51,076	0	0
250520-20301	BIO & EARTH SCI LAB						
	Expense						
	Operations and Maintenance				9,685		
	Account Total	0	0	9,685	9,685	0	0
250520-20306	BIOLOGY - VIVARIUM						
	Expense						
	Operations and Maintenance				9,120		
	Account Total	0	0	9,120	9,120	0	0
250530-20300	CHEMISTRY						
	Expense						
	Wages				11,821		
	Benefits				62		
	Operations and Maintenance				10,349		
	Account Total	0	0	22,232	22,232	0	0
250530-20301	CHEMISTRY LAB SUPPLIES						
	Expense						
	Operations and Maintenance				4,245		
	Account Total	0	0	4,245	4,245	0	0
250531-20300	COMP SCI & INFO SYSTEMS						
	Expense						
	Wages				2,361		
	Benefits				12		
	Operations and Maintenance				17,898		
	Account Total	0	0	20,271	20,271	0	0
250630-20300	MATHEMATICS						
	Expense						
	Operations and Maintenance				20,938		
	Account Total	0	0	20,938	20,938	0	0
250660-20300	PHYSICS						
	Expense						
	Wages				11,669		
	Benefits				66		
	Operations and Maintenance				12,087		
	Account Total	0	0	23,822	23,822	0	0

Printed on a Xerox 9700 Laser Printing System at the Computing Services Center / Texas A&M University

Account	Description	Beginning Balance	Revenues	Net Allocations	Expenditures	Increase (Decrease)	Ending Balance
250660-20301	PHYSICS - EQUIP MAINT						
	Expense						
	Equipment (Capitalized)				14,065		
	Account Total	0	0	14,065	14,065	0	0
250660-20302	PHYSICS LAB SUPPLIES						
	Expense						
	Wages				5,066		
	Benefits				31		
	Operations and Maintenance				1,102		
	Account Total	0	0	6,199	6,199	0	0
250770-20300	INT SCIENCE LAB SUPPLIES						
	Expense						
	Wages				4,616		
	Benefits				38		
	Operations and Maintenance				2,493		
	Account Total	0	0	7,147	7,147	0	0
251003-20300	PLANETARIUM						
	Expense						
	Operations and Maintenance				70,000		
	Account Total	0	0	70,000	70,000	0	0
251030-20300	COUNSELING						
	Expense						
	Wages				4,713		
	Benefits				25		
	Operations and Maintenance				25,909		
	Account Total	0	0	30,647	30,647	0	0
251051-20300	CURRICULUM AND INSTRUCTION						
	Expense						
	Operations and Maintenance				58,248		
	Account Total	0	0	58,248	58,248	0	0
251051-20301	EDCI SUPERVISORY TRAVEL						
	Expense						
	Operations and Maintenance				16,613		
	Account Total	0	0	16,613	16,613	0	0
251055-20300	EDUCATIONAL LEADERSHIP						
	Expense						
	Wages				8,484		
	Benefits				40		
	Operations and Maintenance				23,476		
	Account Total	0	0	32,000	32,000	0	0

Form: URGB01 (02/05/85)
Printed on a Xerox 9700 Laser Printing System at the Computing Services Center / Texas A&M University

Form: URGB01 (02/05/85)

Account	Description	Beginning Balance	Revenues	Net Allocations	Expenditures	Increase (Decrease)	Ending Balance
251055-20301	EDL-QEP GLOBAL FELLOWS COURSE DEV						
	Expense						
	Operations and Maintenance				485		
	Account Total	0	0	485	485	0	0
251055-20302	EDAD SUPERVISORY TRAVEL						
	Expense						
	Operations and Maintenance				4,074		
	Account Total	0	0	4,074	4,074	0	0
251060-20300	HELT OPERATING						
	Expense						
	Wages				2,000		
	Benefits				15		
	Operations and Maintenance				19,046		
	Account Total	0	0	21,061	21,061	0	0
251080-20300	HEALTH & HUMAN PERFORMANCE						
	Expense						
	Wages				9,870		
	Benefits				52		
	Operations and Maintenance				32,393		
	Account Total	0	0	42,315	42,315	0	0
251081-20300	ATHLETIC TRAINING ED PROGRAM						
	Expense						
	Operations and Maintenance				5,820		
	Account Total	0	0	5,820	5,820	0	0
251160-20300	PSYCHOLOGY & SPEC ED						
	Expense						
	Wages				11,403		
	Benefits				60		
	Operations and Maintenance				25,962		
	Account Total	0	0	37,425	37,425	0	0
251160-20301	PSYCH & SPEC ED TRVL						
	Expense						
	Operations and Maintenance				3,000		
	Account Total	0	0	3,000	3,000	0	0
251190-20301	COMM COLLEGE ED CENTER						
	Expense						
	Operations and Maintenance				8,633		
	Account Total	0	0	8,633	8,633	0	0

Printed on a Xerox 9700 Laser Printing System at the Computing Services Center / Texas A&M University

Form: URGB01 (02/05/85)

Account	Description	Beginning Balance	Revenues	Net Allocations	Expenditures	Increase (Decrease)	Ending Balance
251191-20300	SOCIAL WORK						
	Expense						
	Wages				759		
	Benefits				10		
	Operations and Maintenance				18,575		
	Equipment (Capitalized)				482		
	Account Total	0	0	19,826	19,826	0	0
251270-20300	ED CERTIFICATION & ACAD SERV						
	Expense						
	Wages				6,207		
	Benefits				33		
	Operations and Maintenance				23,709		
	Account Total	0	0	29,949	29,949	0	0
251300-20300	NURSING PROGRAM						
	Expense						
	Operations and Maintenance				48,146		
	Account Total	0	0	48,146	48,146	0	0
251300-20301	NURSING - MEDICAL RELATED EXPENSES						
	Expense						
	Operations and Maintenance				10,000		
	Account Total	0	0	10,000	10,000	0	0
251599-20300	ASSESSMENT SERVICES						
	Expense						
	Operations and Maintenance				5,162		
	Account Total	0	0	5,162	5,162	0	0
252000-20300	LIBRARY						
	Expense						
	Operations and Maintenance				13,842		
	Account Total	0	0	13,842	13,842	0	0
252000-20301	LIBRARY COMPUTER SUPPORT						
	Expense						
	Operations and Maintenance				26,250		
	Account Total	0	0	26,250	26,250	0	0
252010-20300	ACCOUNTING						
	Expense						
	Operations and Maintenance				11,528		
	Account Total	0	0	11,528	11,528	0	0
252050-20300	ECONOMICS & FINANCE						
	Expense						
	Operations and Maintenance				12,248		
	Account Total	0	0	12,248	12,248	0	0

Printed on a Xerox 9700 Laser Printing System at the Computing Services Center / Texas A&M University

Form: URGB01 (02/05/85)

Account	Description	Beginning Balance	Revenues	Net Allocations	Expenditures	Increase (Decrease)	Ending Balance
252070-20300	MARKETING & BUSINESS ANALYTICS						
	Expense						
	Operations and Maintenance				9,366		
	Account Total	0	0	9,366	9,366	0	0
252090-20300	INDUSTRIAL ENG TECH						
	Expense						
	Operations and Maintenance				26,340		
	Account Total	0	0	26,340	26,340	0	0
252093-20300	CONSTRUCTION ENGINEERING						
	Expense						
	Operations and Maintenance				22,124		
	Account Total	0	0	22,124	22,124	0	0
252095-20300	ELECTRICAL ENGINEERING						
	Expense						
	Operations and Maintenance				11,000		
	Account Total	0	0	11,000	11,000	0	0
252130-20300	MANAGEMENT						
	Expense						
	Operations and Maintenance				10,807		
	Account Total	0	0	10,807	10,807	0	0
252150-20300	APPLIED SCIENCES - BAAS						
	Expense						
	Operations and Maintenance				2,647		
	Account Total	0	0	2,647	2,647	0	0
256000-20300	VPAA OPERATING						
	Expense						
	Operations and Maintenance				55,992		
	Account Total	0	0	55,992	55,992	0	0
256000-20303	COB GRADUATE RECRUITER						
	Expense						
	Operations and Maintenance				30,000		
	Account Total	0	0	30,000	30,000	0	0
256000-20304	CHSSA GRADUATE RECRUITER						
	Expense						
	Operations and Maintenance				30,000		
	Account Total	0	0	30,000	30,000	0	0
256000-20305	COEHS GRADUATE RECRUITER						
	Expense						
	Operations and Maintenance				30,000		
	Account Total	0	0	30,000	30,000	0	0

Printed on a Xerox 9700 Laser Printing System at the Computing Services Center / Texas A&M University

Form: URGB01 (02/05/85)

Account	Description	Beginning Balance	Revenues	Net Allocations	Expenditures	Increase (Decrease)	Ending Balance
256000-20306	COSE GRADUATE RECRUITER						
	Expense						
	Operations and Maintenance				30,000		
	Account Total	0	0	30,000	30,000	0	0
256002-20300	DEAN OF STUDENTS						
	Expense						
	Operations and Maintenance				7,680		
	Account Total	0	0	7,680	7,680	0	0
256030-20300	CAREER DEVELOPMENT						
	Expense						
	Operations and Maintenance				9,365		
	Account Total	0	0	9,365	9,365	0	0
256040-20300	SDRS OPERATING						
	Expense						
	Operations and Maintenance				15,160		
	Account Total	0	0	15,160	15,160	0	0
256040-20301	DISABILITY RES - ADA ACCOMODATIONS						
	Expense						
	Wages				16,893		
	Benefits				89		
	Account Total	0	0	16,982	16,982	0	0
256052-20300	ADM-TX COMM APP						
	Expense						
	Operations and Maintenance				4,219		
	Account Total	0	0	4,219	4,219	0	0
256060-20300	ADMISSIONS						
	Expense						
	Wages				14,316		
	Benefits				75		
	Operations and Maintenance				117,344		
	Account Total	0	0	131,735	131,735	0	0
256180-20300	REGISTRAR						
	Expense						
	Wages				8,310		
	Benefits				44		
	Operations and Maintenance				4,106		
	Account Total	0	0	12,460	12,460	0	0

Printed on a Xerox 9700 Laser Printing System at the Computing Services Center / Texas A&M University

Form: URGB01 (02/05/85)

Account	Description	Beginning Balance	Revenues	Net Allocations	Expenditures	Increase (Decrease)	Ending Balance
256183-20300	ORIENTATION MENTORS						
	Expense						
	Wages				15,020		
	Benefits				79		
	Account Total	0	0	15,099	15,099	0	0
256193-20300	FINANCIAL AID O&M						
	Expense						
	Operations and Maintenance				8,544		
	Account Total	0	0	8,544	8,544	0	0
257080-20300	HONORS COLLEGE - OPER						
	Expense						
	Salaries - Non-Faculty				8,000		
	Wages				6,101		
	Benefits				25		
	Operations and Maintenance				6,183		
	Account Total	0	0	20,309	20,309	0	0
257120-20300	EXTENDED UNIVERSITY						
	Expense						
	Operations and Maintenance				30,000		
	Account Total	0	0	30,000	30,000	0	0
257130-20300	METROPLEX						
	Expense						
	Wages				4,007		
	Benefits				190		
	Operations and Maintenance				40,930		
	Account Total	0	0	45,127	45,127	0	0
257130-20301	METROPLEX TELECOMMUNICATIONS						
	Expense						
	Operations and Maintenance				5,000		
	Account Total	0	0	5,000	5,000	0	0
257135-20300	UNIVERSITY COLLEGE						
	Expense						
	Operations and Maintenance				58,293		
	Account Total	0	0	58,293	58,293	0	0
257140-20300	NAVARRO-EXCELLENCE						
	Expense						
	Wages				2,848		
	Benefits				11		
	Operations and Maintenance				26,690		
	Account Total	0	0	29,549	29,549	0	0

Printed on a Xerox 9700 Laser Printing System at the Computing Services Center / Texas A&M University

Form: URGB01 (02/05/85)

Account	Description	Beginning Balance	Revenues	Net Allocations	Expenditures	Increase (Decrease)	Ending Balance
257145-20300	CHEC OPERATING						
	Expense						
	Operations and Maintenance				17,897		
	Account Total	0	0	17,897	17,897	0	0
257151-20300	RES-OFF CAMPUS TRAVEL						
	Expense						
	Operations and Maintenance				30,260		
	Account Total	0	0	30,260	30,260	0	0
257190-20300	RETENTION INITIATIVES						
	Expense						
	Wages				20,649		
	Benefits				82		
	Operations and Maintenance				5,558		
	Account Total	0	0	26,289	26,289	0	0
257590-20300	INTERNATIONAL STUDIES						
	Expense						
	Scholarships				75,000		
	Operations and Maintenance				31,086		
	Account Total	0	0	106,086	106,086	0	0
257700-20300	MIDLOTHIAN CAMPUS						
	Expense						
	Operations and Maintenance				20,000		
	Account Total	0	0	20,000	20,000	0	0
260000-20300	PRESIDENT'S OFFICE						
	Expense						
	Operations and Maintenance				81,138		
	Account Total	0	0	81,138	81,138	0	0
260045-20300	DIVERSITY - OPERATIONS						
	Expense						
	Operations and Maintenance				22,835		
	Account Total	0	0	22,835	22,835	0	0
261010-20300	KETR STAFF & OPERATING						
	Expense						
	Operations and Maintenance				30,308		
	Equipment (Capitalized)				2,000		
	Account Total	0	0	32,308	32,308	0	0
261010-20301	KETR-NATIONAL PUBLIC RADIO						
	Expense						
	Operations and Maintenance				5,100		
	Account Total	0	0	5,100	5,100	0	0

Printed on a Xerox 9700 Laser Printing System at the Computing Services Center / Texas A&M University

Form: URGB01 (02/05/85)

Account	Description	Beginning Balance	Revenues	Net Allocations	Expenditures	Increase (Decrease)	Ending Balance
261090-20300	INSTITUTIONAL RESEARCH						
	Expense						
	Operations and Maintenance				10,271		
	Account Total	0	0	10,271	10,271	0	0
261095-20300	QEP						
	Expense						
	Operations and Maintenance				89,508		
	Account Total	0	0	89,508	89,508	0	0
261190-20300	INSTITUTIONAL EFFECTIVENESS						
	Expense						
	Operations and Maintenance				4,780		
	Account Total	0	0	4,780	4,780	0	0
261650-20300	SAM RAYBURN SERIES ON RURAL LIFE						
	Expense						
	Operations and Maintenance				11,031		
	Account Total	0	0	11,031	11,031	0	0
261650-20301	SAM RAYBURN SPEAKER SERIES						
	Expense						
	Operations and Maintenance				30,000		
	Account Total	0	0	30,000	30,000	0	0
264120-20300	CHIEF MARKETING OFFICER						
	Expense						
	Operations and Maintenance				15,000		
	Account Total	0	0	15,000	15,000	0	0
264120-20301	MARKETING CAMPAIGN						
	Expense						
	Operations and Maintenance				585,000		
	Account Total	0	0	585,000	585,000	0	0
264130-20300	MARKETING COMMUNICATIONS						
	Expense						
	Salaries - Non-Faculty				8,000		
	Operations and Maintenance				3,711		
	Account Total	0	0	11,711	11,711	0	0
264130-20301	MARCOMM - LOCALIST						
	Expense						
	Operations and Maintenance				15,000		
	Account Total	0	0	15,000	15,000	0	0

Printed on a Xerox 9700 Laser Printing System at the Computing Services Center / Texas A&M University

Form: URGB01 (02/05/85)

Account	Description	Beginning Balance	Revenues	Net Allocations	Expenditures	Increase (Decrease)	Ending Balance
285400-20300	MAJOR MAINTENANCE						
	Expense						
	Wages				50,000		
	Account Total	0	0	50,000	50,000	0	0
285401-20460	ENERGY CONSERVATION DEBT SVC						
	Expense						
	Operations and Maintenance				221,859		
	Account Total	0	0	221,859	221,859	0	0
297001-00000	DESIGNATED DEBT SERVICE						
	Expense						
	Wages				700,000		
	Account Total	0	0	700,000	700,000	0	0
297010-20300	NACUBO INSTRUCTION						
	Expense						
	Salaries - Faculty				355,000		
	Operations and Maintenance				745,000		
	Account Total	0	0	0	1,100,000	1,100,000-	1,100,000-
297010-20301	NACUBO ACADEMIC SUPPORT						
	Expense						
	Operations and Maintenance				4,300,000		
	Account Total	0	0	0	4,300,000	4,300,000-	4,300,000-
297010-20302	NACUBO STUDENT SERVICES						
	Expense						
	Operations and Maintenance				400,000		
	Account Total	0	0	0	400,000	400,000-	400,000-
297010-20303	NACUBO SCHOLARSHIPS						
	Expense						
	Scholarships				2,000,000		
	Operations and Maintenance				6,000,000		
	Account Total	0	0	0	8,000,000	8,000,000-	8,000,000-
297010-20304	NACUBO INSTITUTIONAL SUPPORT						
	Expense						
	Salaries - Faculty				400,000		
	Salaries - Non-Faculty				430,000-		
	Benefits				650,000		
	Operations and Maintenance				13,920,000-		
	Account Total	0	0	0	13,300,000-	13,300,000	13,300,000

Printed on a Xerox 9700 Laser Printing System at the Computing Services Center / Texas A&M University

Form: URGB01 (02/05/85)

Account	Description	Beginning Balance	Revenues	Net Allocations	Expenditures	Increase (Decrease)	Ending Balance
297010-20305	NACUBO O&M OF PLANT						
	Expense						
	Operations and Maintenance				200,000-		
	Equipment (Capitalized)				1,000,000-		
	Account Total	0	0	0	1,200,000-	1,200,000	1,200,000
297010-20306	NACUBO PUBLIC SERVICES						
	Expense						
	Operations and Maintenance				100,000		
	Account Total	0	0	0	100,000	100,000-	100,000-
297010-20307	NACUBO RESEARCH						
	Expense						
	Operations and Maintenance				600,000		
	Account Total	0	0	0	600,000	600,000-	600,000-

Printed on a Xerox 9700 Laser Printing System at the Computing Services Center / Texas A&M University

Form: URGB01 (02/05/85)

Account	Description	Beginning Balance	Revenues	Net Allocations	Expenditures	Increase (Decrease)	Ending Balance
Designated Funds - Board Approved							
	Revenue						
	Tuition - Designate		28,032,700				
	Discounts and Allow		7,056,424-				
	Fees		27,413,065				
	Discounts and Allow		6,029,532-				
	Exemptions		2,550,000				
	Contracts and Grant		20,000				
	Sales and Services		930,000				
	Investment Income		2,570,000				
	Other Operating Inc		90,000				
	Expense						
	Salaries - Faculty				4,731,827		
	Salaries - Non-Faculty				4,052,942		
	Wages				2,944,834		
	Benefits				2,665,480		
	Utilities				3,030,000		
	Scholarships				15,305,301		
	Scholarship Discounts				8,871,452-		
	Operations and Maintenance				22,721,694		
	Equipment (Capitalized)				162,078-		
	Grand Total	0	48,519,809	6,516,673-	46,418,548	4,415,412-	4,415,412-

Printed on a Xerox 9700 Laser Printing System at the Computing Services Center / Texas A&M University

Form: URGB01 (02/05/85)

Account	Description	Beginning Balance	Revenues	Net Allocations	Expenditures	Increase (Decrease)	Ending Balance

****
* *
* BLANK PAGE *
* *
****

Printed on a Xerox 9700 Laser Printing System at the Computing Services Center / Texas A&M University

Form: URGB01 (02/05/85)

Account	Description	Beginning Balance	Revenues	Net Allocations	Expenditures	Increase (Decrease)	Ending Balance
272000-20300	TRANSPORTATION						
	Revenue						
	Sales and Services		50,000				
	Expense						
	Operations and Maintenance				50,000		
	Account Total	0	50,000	0	50,000	0	0
272050	LUMP SUM VACATION RESERVE						
	Revenue						
	Sales and Services		50,000				
	Expense						
	Benefits				50,000		
	Account Total	0	50,000	0	50,000	0	0
272100	UNEMPLOYMENT COMP INS RESERVE (UCI)						
	Revenue						
	Sales and Services		35,000				
	Expense						
	Benefits				35,000		
	Account Total	0	35,000	0	35,000	0	0

Printed on a Xerox 9700 Laser Printing System at the Computing Services Center / Texas A&M University

Form: URGB01 (02/05/85)

Account	Description	Beginning Balance	Revenues	Net Allocations	Expenditures	Increase (Decrease)	Ending Balance
Designated Service Departments - Board Approved							
	Revenue						
	Sales and Services		135,000				
	Expense						
	Benefits				85,000		
	Operations and Maintenance				50,000		
	Grand Total	0	135,000	0	135,000	0	0

Printed on a Xerox 9700 Laser Printing System at the Computing Services Center / Texas A&M University

Form: URGB01 (02/05/85)

Account	Description	Beginning Balance	Revenues	Net Allocations	Expenditures	Increase (Decrease)	Ending Balance
300001-20322	ATHLETICS ENHANCEMENT						
	Revenue						
	Gifts		95,000				
	Account Total	0	95,000	95,000-	0	0	0
300005-11002	ATHLETIC FEE FALL						
	Revenue						
	Fees		2,276,089				
	Account Total	0	2,276,089	2,276,089-	0	0	0
300005-12002	ATHLETIC FEE SPRING						
	Revenue						
	Fees		2,085,092				
	Account Total	0	2,085,092	2,085,092-	0	0	0
300005-13002	ATHLETIC FEE SUM I						
	Revenue						
	Fees		307,731				
	Account Total	0	307,731	307,731-	0	0	0
300005-14002	ATHLETIC FEE SUM II						
	Revenue						
	Fees		226,088				
	Account Total	0	226,088	226,088-	0	0	0
300005-20200	ATHLETIC FEE - BAD DEBT EXPENSE						
	Expense						
	Operations and Maintenance				97,900		
	Account Total	0	0	97,900	97,900	0	0
300006-20301	ALL SPORTS BANQUET						
	Expense						
	Operations and Maintenance				3,500		
	Account Total	0	0	3,500	3,500	0	0
300007-20101	ATH SCHOLARSHIPS M BASKETBALL						
	Expense						
	Scholarships				170,960		
	Account Total	0	0	170,960	170,960	0	0
300007-20102	ATH SCHOLARSHIPS - W BASKETBALL						
	Expense						
	Scholarships				170,960		
	Account Total	0	0	170,960	170,960	0	0
300007-20103	ATH SCHOLARSHIPS - FOOTBALL						
	Expense						
	Scholarships				615,456		
	Account Total	0	0	615,456	615,456	0	0

Printed on a Xerox 9700 Laser Printing System at the Computing Services Center / Texas A&M University

Form: URGB01 (02/05/85)

Account	Description	Beginning Balance	Revenues	Net Allocations	Expenditures	Increase (Decrease)	Ending Balance
300007-20104	ATH SCHOLARSHIPS - MEN'S GOLF						
	Expense						
	Scholarships				61,546		
	Account Total	0	0	61,546	61,546	0	0
300007-20105	ATH SCHOLARSHIPS - SOCCER						
	Expense						
	Scholarships				169,250		
	Account Total	0	0	169,250	169,250	0	0
300007-20106	ATH SCHOLARSHIPS - MEN'S TRACK/CC						
	Expense						
	Scholarships				215,410		
	Account Total	0	0	215,410	215,410	0	0
300007-20107	ATH SCHOLARSHIPS - WOMEN'S TRACK/CC						
	Expense						
	Scholarships				215,410		
	Account Total	0	0	215,410	215,410	0	0
300007-20108	ATH SCHOLARSHIPS-WOMEN'S VOLLEYBALL						
	Expense						
	Scholarships				136,768		
	Account Total	0	0	136,768	136,768	0	0
300007-20109	ATH SCHOLARSHIPS - WOMEN'S GOLF						
	Expense						
	Scholarships				92,318		
	Account Total	0	0	92,318	92,318	0	0
300007-20117	ATH SCHOLARSHIPS - SOFTBALL						
	Expense						
	Scholarships				123,091		
	Account Total	0	0	123,091	123,091	0	0
300007-20350	ATHLETIC SCHOLARSHIPS - RES						
	Expense						
	Salaries - Non-Faculty				100,000-		
	Benefits				100,000-		
	Scholarships				50,000-		
	Account Total	0	0	250,000-	250,000-	0	0
300030-15000	REVENUE-FOOTBALL						
	Revenue						
	Sales and Services		80,000				
	Account Total	0	80,000	80,000-	0	0	0

Printed on a Xerox 9700 Laser Printing System at the Computing Services Center / Texas A&M University

Form: URGB01 (02/05/85)

Account	Description	Beginning Balance	Revenues	Net Allocations	Expenditures	Increase (Decrease)	Ending Balance
300030-70001	SALARIES-FOOTBALL						
	Expense						
	Salaries - Non-Faculty				512,233		
	Wages				3,600		
	Benefits				154,103		
	Account Total	0	0	669,936	669,936	0	0
300030-70003	RECRUITING-FOOTBALL						
	Expense						
	Operations and Maintenance				63,290		
	Account Total	0	0	63,290	63,290	0	0
300030-70004	TEAM TRAVEL-FOOTBALL						
	Expense						
	Operations and Maintenance				155,450		
	Account Total	0	0	155,450	155,450	0	0
300030-70005	EQUIP/UNIF/SUPPLIES-FOOTBALL						
	Expense						
	Equipment (Capitalized)				151,500		
	Account Total	0	0	151,500	151,500	0	0
300030-70006	ATHLETE MEALS(NT)-FOOTBALL						
	Expense						
	Operations and Maintenance				62,310		
	Account Total	0	0	62,310	62,310	0	0
300030-70007	GENERAL EXPENSES-FOOTBALL						
	Expense						
	Operations and Maintenance				19,650		
	Account Total	0	0	19,650	19,650	0	0
300031-15000	REVENUE-MEN'S BASKETBALL						
	Revenue						
	Sales and Services		8,000				
	Account Total	0	8,000	8,000-	0	0	0
300031-70001	SALARIES-MEN'S BASKETBALL						
	Expense						
	Salaries - Non-Faculty				177,480		
	Wages				1,440		
	Benefits				48,488		
	Account Total	0	0	227,408	227,408	0	0
300031-70003	RECRUITING-MEN'S BASKETBALL						
	Expense						
	Operations and Maintenance				14,220		
	Account Total	0	0	14,220	14,220	0	0

Printed on a Xerox 9700 Laser Printing System at the Computing Services Center / Texas A&M University

Form: URGB01 (02/05/85)

Account	Description	Beginning Balance	Revenues	Net Allocations	Expenditures	Increase (Decrease)	Ending Balance
300031-70004	TEAM TRAVEL-MEN'S BASKETBALL						
	Expense						
	Operations and Maintenance				71,530		
	Account Total	0	0	71,530	71,530	0	0
300031-70005	EQUIP/UNIF/SUPPLIES-MEN'S BASKETBAL						
	Expense						
	Equipment (Capitalized)				20,100		
	Account Total	0	0	20,100	20,100	0	0
300031-70006	ATHLETE MEALS(NT)-MEN'S BASKETBALL						
	Expense						
	Operations and Maintenance				9,600		
	Account Total	0	0	9,600	9,600	0	0
300031-70007	GENERAL EXPENSES-MEN'S BASKETBALL						
	Expense						
	Operations and Maintenance				9,550		
	Account Total	0	0	9,550	9,550	0	0
300032-15000	REVENUE-WOMEN'S BASKETBALL						
	Revenue						
	Sales and Services		8,000				
	Account Total	0	8,000	8,000-	0	0	0
300032-70001	SALARIES-WOMEN'S BASKETBALL						
	Expense						
	Salaries - Non-Faculty				161,070		
	Wages				2,160		
	Benefits				53,796		
	Account Total	0	0	217,026	217,026	0	0
300032-70003	RECRUITING-WOMEN'S BASKETBALL						
	Expense						
	Operations and Maintenance				11,310		
	Account Total	0	0	11,310	11,310	0	0
300032-70004	TEAM TRAVEL-WOMEN'S BASKETBALL						
	Expense						
	Operations and Maintenance				81,010		
	Account Total	0	0	81,010	81,010	0	0
300032-70005	EQUIP/UNIF/SUPPLIES-WOMEN'S BASKETB						
	Expense						
	Equipment (Capitalized)				13,810		
	Account Total	0	0	13,810	13,810	0	0

Printed on a Xerox 9700 Laser Printing System at the Computing Services Center / Texas A&M University

Form: URGB01 (02/05/85)

Account	Description	Beginning Balance	Revenues	Net Allocations	Expenditures	Increase (Decrease)	Ending Balance
300032-70006	ATHLETE MEALS(NT)-WOMEN'S BASKETBAL						
	Expense						
	Operations and Maintenance				6,610		
	Account Total	0	0	6,610	6,610	0	0
300032-70007	GENERAL EXPENSES-WOMEN'S BASKETBALL						
	Expense						
	Operations and Maintenance				12,260		
	Account Total	0	0	12,260	12,260	0	0
300033-70001	SALARIES-MEN'S GOLF						
	Expense						
	Salaries - Non-Faculty				40,000		
	Wages				2,560		
	Benefits				15,386		
	Account Total	0	0	57,946	57,946	0	0
300033-70003	RECRUITING-MEN'S GOLF						
	Expense						
	Operations and Maintenance				1,000		
	Account Total	0	0	1,000	1,000	0	0
300033-70004	TEAM TRAVEL-MEN'S GOLF						
	Expense						
	Operations and Maintenance				27,015		
	Account Total	0	0	27,015	27,015	0	0
300033-70005	EQUIP/UNIF/SUPPLIES-MEN'S GOLF						
	Expense						
	Equipment (Capitalized)				10,435		
	Account Total	0	0	10,435	10,435	0	0
300033-70007	GENERAL EXPENSES-MEN'S GOLF						
	Expense						
	Operations and Maintenance				1,550		
	Account Total	0	0	1,550	1,550	0	0
300034-70001	SALARIES-WOMEN'S GOLF						
	Expense						
	Salaries - Non-Faculty				40,000		
	Wages				2,560		
	Benefits				13,469		
	Account Total	0	0	56,029	56,029	0	0
300034-70003	RECRUITING-WOMEN'S GOLF						
	Expense						
	Operations and Maintenance				1,000		
	Account Total	0	0	1,000	1,000	0	0

Printed on a Xerox 9700 Laser Printing System at the Computing Services Center / Texas A&M University

Form: URGB01 (02/05/85)

Account	Description	Beginning Balance	Revenues	Net Allocations	Expenditures	Increase (Decrease)	Ending Balance
300034-70004	TEAM TRAVEL-WOMEN'S GOLF						
	Expense						
	Operations and Maintenance				27,015		
	Account Total	0	0	27,015	27,015	0	0
300034-70005	EQUIP/UNIF/SUPPLIES-WOMEN'S GOLF						
	Expense						
	Equipment (Capitalized)				10,435		
	Account Total	0	0	10,435	10,435	0	0
300034-70007	GENERAL EXPENSES-WOMEN'S GOLF						
	Expense						
	Operations and Maintenance				1,550		
	Account Total	0	0	1,550	1,550	0	0
300035-15000	REVENUE-WOMEN'S SOCCER						
	Revenue						
	Sales and Services		2,500				
	Account Total	0	2,500	2,500-	0	0	0
300035-70001	SALARIES-WOMEN'S SOCCER						
	Expense						
	Salaries - Non-Faculty				102,531		
	Wages				1,440		
	Benefits				39,471		
	Account Total	0	0	143,442	143,442	0	0
300035-70003	RECRUITING-WOMEN'S SOCCER						
	Expense						
	Operations and Maintenance				6,100		
	Account Total	0	0	6,100	6,100	0	0
300035-70004	TEAM TRAVEL-WOMEN'S SOCCER						
	Expense						
	Operations and Maintenance				35,671		
	Account Total	0	0	35,671	35,671	0	0
300035-70005	EQUIP/UNIF/SUPPLIES-WOMEN'S SOCCER						
	Expense						
	Equipment (Capitalized)				10,137		
	Account Total	0	0	10,137	10,137	0	0
300035-70006	ATHLETE MEALS(NT)-WOMEN'S SOCCER						
	Expense						
	Operations and Maintenance				5,640		
	Account Total	0	0	5,640	5,640	0	0

Printed on a Xerox 9700 Laser Printing System at the Computing Services Center / Texas A&M University

Form: URGB01 (02/05/85)

Account	Description	Beginning Balance	Revenues	Net Allocations	Expenditures	Increase (Decrease)	Ending Balance
300035-70007	GENERAL EXPENSES-WOMEN'S SOCCER						
	Expense						
	Operations and Maintenance				10,746		
	Account Total	0	0	10,746	10,746	0	0
300036-70001	SALARIES-MEN'S TRACK/FIELD						
	Expense						
	Salaries - Non-Faculty				64,830		
	Wages				720		
	Benefits				22,429		
	Account Total	0	0	87,979	87,979	0	0
300036-70003	RECRUITING-MEN'S TRACK/FIELD						
	Expense						
	Operations and Maintenance				2,000		
	Account Total	0	0	2,000	2,000	0	0
300036-70004	TEAM TRAVEL-MEN'S TRACK/FIELD						
	Expense						
	Operations and Maintenance				58,000		
	Account Total	0	0	58,000	58,000	0	0
300036-70005	EQUIP/UNIF/SUPPLIES-MEN'S TRACK/FIE						
	Expense						
	Equipment (Capitalized)				14,000		
	Account Total	0	0	14,000	14,000	0	0
300036-70006	ATHLETE MEALS(NT)-MEN'S TRACK/FIELD						
	Expense						
	Operations and Maintenance				4,000		
	Account Total	0	0	4,000	4,000	0	0
300036-70007	GENERAL EXPENSES-MEN'S TRACK/FIELD						
	Expense						
	Operations and Maintenance				15,000		
	Account Total	0	0	15,000	15,000	0	0
300037-70001	SALARIES-WOMEN'S TRACK/FIELD						
	Expense						
	Salaries - Non-Faculty				64,830		
	Wages				720		
	Benefits				22,429		
	Account Total	0	0	87,979	87,979	0	0
300037-70003	RECRUITING-WOMEN'S TRACK/FIELD						
	Expense						
	Operations and Maintenance				2,000		
	Account Total	0	0	2,000	2,000	0	0

Printed on a Xerox 9700 Laser Printing System at the Computing Services Center / Texas A&M University

Form: URGB01 (02/05/85)

Account	Description	Beginning Balance	Revenues	Net Allocations	Expenditures	Increase (Decrease)	Ending Balance
300037-70004	TEAM TRAVEL-WOMEN'S TRACK/FIELD						
	Expense						
	Operations and Maintenance				58,000		
	Account Total	0	0	58,000	58,000	0	0
300037-70005	EQUIP/UNIF/SUPPLIES-WOMEN'S TRACK/F						
	Expense						
	Equipment (Capitalized)				14,000		
	Account Total	0	0	14,000	14,000	0	0
300037-70006	ATHLETE MEALS(NT)-WOMEN'S TRACK/FIE						
	Expense						
	Operations and Maintenance				4,000		
	Account Total	0	0	4,000	4,000	0	0
300037-70007	GENERAL EXPENSES-WOMEN'S TRACK/FIEL						
	Expense						
	Operations and Maintenance				15,000		
	Account Total	0	0	15,000	15,000	0	0
300038-70004	TEAM TRAVEL-MEN'S CC						
	Expense						
	Operations and Maintenance				7,212		
	Account Total	0	0	7,212	7,212	0	0
300038-70005	EQUIP/UNIF/SUPPLIES-MEN'S CC						
	Expense						
	Equipment (Capitalized)				3,212		
	Account Total	0	0	3,212	3,212	0	0
300038-70006	ATHLETE MEALS(NT)-MEN'S CC						
	Expense						
	Operations and Maintenance				2,613		
	Account Total	0	0	2,613	2,613	0	0
300038-70007	GENERAL EXPENSES-MEN'S CC						
	Expense						
	Operations and Maintenance				2,963		
	Account Total	0	0	2,963	2,963	0	0
300039-70004	TEAM TRAVEL-WOMEN'S CC						
	Expense						
	Operations and Maintenance				7,212		
	Account Total	0	0	7,212	7,212	0	0
300039-70005	EQUIP/UNIF/SUPPLIES-WOMEN'S CC						
	Expense						
	Equipment (Capitalized)				3,212		
	Account Total	0	0	3,212	3,212	0	0

Printed on a Xerox 9700 Laser Printing System at the Computing Services Center / Texas A&M University

Form: URGB01 (02/05/85)

Account	Description	Beginning Balance	Revenues	Net Allocations	Expenditures	Increase (Decrease)	Ending Balance
300039-70006	ATHLETE MEALS(NT)-WOMEN'S CC						
	Expense						
	Operations and Maintenance				2,613		
	Account Total	0	0	2,613	2,613	0	0
300039-70007	GENERAL EXPENSES-WOMEN'S CC						
	Expense						
	Operations and Maintenance				2,963		
	Account Total	0	0	2,963	2,963	0	0
300040-15000	REVENUE-VOLLEYBALL						
	Revenue						
	Sales and Services		4,500				
	Account Total	0	4,500	4,500-	0	0	0
300040-70001	SALARIES-VOLLEYBALL						
	Expense						
	Salaries - Non-Faculty				104,400		
	Wages				1,440		
	Benefits				33,308		
	Account Total	0	0	139,148	139,148	0	0
300040-70003	RECRUITING-VOLLEYBALL						
	Expense						
	Operations and Maintenance				10,322		
	Account Total	0	0	10,322	10,322	0	0
300040-70004	TEAM TRAVEL-VOLLEYBALL						
	Expense						
	Operations and Maintenance				81,752		
	Account Total	0	0	81,752	81,752	0	0
300040-70005	EQUIP/UNIF/SUPPLIES-VOLLEYBALL						
	Expense						
	Equipment (Capitalized)				14,636		
	Account Total	0	0	14,636	14,636	0	0
300040-70006	ATHLETE MEALS(NT)-VOLLEYBALL						
	Expense						
	Operations and Maintenance				4,900		
	Account Total	0	0	4,900	4,900	0	0
300040-70007	GENERAL EXPENSES-VOLLEYBALL						
	Expense						
	Operations and Maintenance				1,390		
	Account Total	0	0	1,390	1,390	0	0

Printed on a Xerox 9700 Laser Printing System at the Computing Services Center / Texas A&M University

Form: URGB01 (02/05/85)

Account	Description	Beginning Balance	Revenues	Net Allocations	Expenditures	Increase (Decrease)	Ending Balance
300041-15000	REVENUE-SOFTBALL						
	Revenue						
	Sales and Services		8,500				
	Account Total	0	8,500	8,500-	0	0	0
300041-70001	SALARIES-SOFTBALL						
	Expense						
	Salaries - Non-Faculty				128,301		
	Wages				1,440		
	Benefits				52,712		
	Account Total	0	0	182,453	182,453	0	0
300041-70003	RECRUITING-SOFTBALL						
	Expense						
	Operations and Maintenance				7,730		
	Account Total	0	0	7,730	7,730	0	0
300041-70004	TEAM TRAVEL-SOFTBALL						
	Expense						
	Operations and Maintenance				110,086		
	Account Total	0	0	110,086	110,086	0	0
300041-70005	EQUIP/UNIF/SUPPLIES-SOFTBALL						
	Expense						
	Equipment (Capitalized)				25,384		
	Account Total	0	0	25,384	25,384	0	0
300041-70006	ATHLETE MEALS(NT)-SOFTBALL						
	Expense						
	Operations and Maintenance				4,900		
	Account Total	0	0	4,900	4,900	0	0
300041-70007	GENERAL EXPENSES-SOFTBALL						
	Expense						
	Operations and Maintenance				7,697		
	Account Total	0	0	7,697	7,697	0	0
300042-70001	SALARIES-CHEERLEADING						
	Expense						
	Wages				12,000		
	Benefits				1,901		
	Account Total	0	0	13,901	13,901	0	0
300042-70007	GENERAL EXPENSES-CHEERLEADING						
	Expense						
	Operations and Maintenance				12,300		
	Account Total	0	0	12,300	12,300	0	0

Printed on a Xerox 9700 Laser Printing System at the Computing Services Center / Texas A&M University

Form: URGB01 (02/05/85)

Account	Description	Beginning Balance	Revenues	Net Allocations	Expenditures	Increase (Decrease)	Ending Balance
300043-70001	SALARIES-DANCE						
	Expense						
	Salaries - Non-Faculty				12,000		
	Benefits				5,952		
	Account Total	0	0	17,952	17,952	0	0
300043-70007	GENERAL EXPENSES-DANCE						
	Expense						
	Operations and Maintenance				17,020		
	Account Total	0	0	17,020	17,020	0	0
300050-90000	ADMIN SALARIES						
	Expense						
	Salaries - Non-Faculty				655,269		
	Wages				57,320		
	Benefits				204,780		
	Account Total	0	0	917,369	917,369	0	0
300050-90001	DIRECTOR OF ATHLETICS						
	Expense						
	Operations and Maintenance				118,000		
	Account Total	0	0	118,000	118,000	0	0
300050-90002	ACADEMICS/SWA-ATHLETICS						
	Expense						
	Wages				19,900		
	Benefits				100		
	Operations and Maintenance				15,400		
	Account Total	0	0	35,400	35,400	0	0
300050-90003	ATHLETIC COMMUNICATIONS						
	Expense						
	Operations and Maintenance				6,098		
	Account Total	0	0	6,098	6,098	0	0
300050-90004	COMPLIANCE-ATHLETICS						
	Expense						
	Operations and Maintenance				3,500		
	Account Total	0	0	3,500	3,500	0	0
300050-90005	INTERNAL OPERATIONS-ATHLETICS						
	Expense						
	Operations and Maintenance				4,700		
	Account Total	0	0	4,700	4,700	0	0
300050-90006	EXTERNAL OPERATIONS-ATHLETICS						
	Expense						
	Operations and Maintenance				32,500		
	Account Total	0	0	32,500	32,500	0	0

Printed on a Xerox 9700 Laser Printing System at the Computing Services Center / Texas A&M University

Form: URGB01 (02/05/85)

Account	Description	Beginning Balance	Revenues	Net Allocations	Expenditures	Increase (Decrease)	Ending Balance
300050-90008	ATHLETIC TRAINING						
	Expense						
	Salaries - Non-Faculty				156,100		
	Wages				2,160		
	Benefits				49,274		
	Operations and Maintenance				94,771		
	Account Total	0	0	302,305	302,305	0	0
300050-90009	SPORT PERFORMANCE						
	Expense						
	Salaries - Non-Faculty				107,420		
	Benefits				37,720		
	Operations and Maintenance				23,800		
	Account Total	0	0	168,940	168,940	0	0
300050-90010	ATHLETICS-MAINTENANCE						
	Expense						
	Operations and Maintenance				24,000		
	Account Total	0	0	24,000	24,000	0	0
300050-90011	ATH - SSC FACILITIES						
	Expense						
	Operations and Maintenance				38,094		
	Account Total	0	0	38,094	38,094	0	0
300050-90012	SUMMER AID						
	Expense						
	Scholarships				25,000		
	Account Total	0	0	25,000	25,000	0	0
300050-90013	FASTER PROGRAM						
	Expense						
	Operations and Maintenance				25,000		
	Account Total	0	0	25,000	25,000	0	0
300055-30000	GAME/EVENT OPER.-ALL SPORTS						
	Expense						
	Operations and Maintenance				125,000		
	Account Total	0	0	125,000	125,000	0	0
300057-30000	SPORTS MEDICINE-ALL SPORTS						
	Expense						
	Operations and Maintenance				350,000		
	Account Total	0	0	350,000	350,000	0	0
300060-15000	ATHLETIC BEVERAGE FUNDS REVENUE						
	Revenue						
	Other Operating Inc		50,000				
	Account Total	0	50,000	50,000-	0	0	0

Printed on a Xerox 9700 Laser Printing System at the Computing Services Center / Texas A&M University

Form: URGB01 (02/05/85)

Account	Description	Beginning Balance	Revenues	Net Allocations	Expenditures	Increase (Decrease)	Ending Balance
300065-15000	ATHLETIC PROGRAMS/CONCESSIONS						
	Revenue						
	Sales and Services		115,500				
	Account Total	0	115,500	115,500-	0	0	0
300066-15000	LICENSING REVENUE						
	Revenue						
	Sales and Services		10,000				
	Account Total	0	10,000	10,000-	0	0	0
300070-15000	CORPORATE REVENUE						
	Revenue						
	Other Operating Inc		183,000				
	Account Total	0	183,000	183,000-	0	0	0
300100-20500	ATHLETIC VPBA RESERVE						
	Expense						
	Salaries - Non-Faculty				2,823		
	Equipment (Capitalized)				150,000		
	Account Total	0	0	152,823	152,823	0	0
300100-72000	NCAA AUDIT						
	Expense						
	Operations and Maintenance				8,000		
	Account Total	0	0	8,000	8,000	0	0
300100-72002	AUXILIARY ASSESSMENT						
	Expense						
	Operations and Maintenance				50,840		
	Account Total	0	0	50,840	50,840	0	0
300100-72004	ATHLETICS-UTILITIES						
	Expense						
	Utilities				80,000		
	Account Total	0	0	80,000	80,000	0	0
310000-10001	RESLIFE REV-GROUPS						
	Revenue						
	Sales and Services		200,000				
	Account Total	0	200,000	200,000-	0	0	0
310000-20200	RESIDENCE LIFE SYSTEM - BAD DEBT						
	Expense						
	Operations and Maintenance				207,340		
	Account Total	0	0	207,340	207,340	0	0

Printed on a Xerox 9700 Laser Printing System at the Computing Services Center / Texas A&M University

Form: URGB01 (02/05/85)

Account	Description	Beginning Balance	Revenues	Net Allocations	Expenditures	Increase (Decrease)	Ending Balance
310000-20300	RESLIFE - UPD						
	Expense						
	Salaries - Non-Faculty				109,539		
	Benefits				32,862		
	Account Total	0	0	142,401	142,401	0	0
310000-20301	RESLIFE OPERATIONS						
	Expense						
	Salaries - Non-Faculty				877,217		
	Wages				29,042		
	Benefits				247,100		
	Account Total	0	0	1,153,359	1,153,359	0	0
310000-20302	RESLIFE - WAGES						
	Expense						
	Wages				387,996		
	Benefits				30,070		
	Account Total	0	0	418,066	418,066	0	0
310000-20303	RESLIFE INSURANCE PREMIUMS						
	Expense						
	Operations and Maintenance				9,000		
	Account Total	0	0	9,000	9,000	0	0
310000-20304	RESLIFE CREDIT CARD SERVICES						
	Expense						
	Operations and Maintenance				125,000		
	Account Total	0	0	125,000	125,000	0	0
310000-20305	RESLIFE DATA AND PHONE						
	Expense						
	Operations and Maintenance				200,000		
	Account Total	0	0	200,000	200,000	0	0
310000-20306	RESLIFE LAUNDRY CONTRACT						
	Expense						
	Operations and Maintenance				89,388		
	Account Total	0	0	89,388	89,388	0	0
310000-20307	RESLIFE UTILITIES						
	Expense						
	Utilities				700,000		
	Account Total	0	0	700,000	700,000	0	0
310000-20308	RESLIFE SCHOLARSHIPS						
	Expense						
	Scholarships				135,000		
	Account Total	0	0	135,000	135,000	0	0

Printed on a Xerox 9700 Laser Printing System at the Computing Services Center / Texas A&M University

Form: URGB01 (02/05/85)

Account	Description	Beginning Balance	Revenues	Net Allocations	Expenditures	Increase (Decrease)	Ending Balance
310000-20309	RESLIFE - ROOM CHARGESCOMP						
	Expense						
	Operations and Maintenance				192,685		
	Account Total	0	0	192,685	192,685	0	0
310000-20310	RESLIFE CABLE						
	Expense						
	Operations and Maintenance				193,500		
	Account Total	0	0	193,500	193,500	0	0
310000-20311	RESLIFE - TECHNOLOGY						
	Expense						
	Operations and Maintenance				25,000		
	Account Total	0	0	25,000	25,000	0	0
310000-20312	RESLIFE PROGRAMMING						
	Expense						
	Operations and Maintenance				58,000		
	Account Total	0	0	58,000	58,000	0	0
310000-20313	RESLIFE - DOOR ACCESS						
	Expense						
	Operations and Maintenance				34,000		
	Account Total	0	0	34,000	34,000	0	0
310000-20315	RESLIFE LLCS						
	Expense						
	Operations and Maintenance				50,000		
	Account Total	0	0	50,000	50,000	0	0
310000-20316	PRO STAFF TRAINING						
	Expense						
	Operations and Maintenance				22,000		
	Account Total	0	0	22,000	22,000	0	0
310000-20317	GRADUATE EXPERIENCE						
	Expense						
	Operations and Maintenance				1,000		
	Account Total	0	0	1,000	1,000	0	0
310000-20318	MARKETING						
	Expense						
	Operations and Maintenance				20,000		
	Account Total	0	0	20,000	20,000	0	0
310000-20319	RESLIFE - RA MEAL CHARGES						
	Expense						
	Operations and Maintenance				101,500		
	Account Total	0	0	101,500	101,500	0	0

Printed on a Xerox 9700 Laser Printing System at the Computing Services Center / Texas A&M University

Form: URGB01 (02/05/85)

Account	Description	Beginning Balance	Revenues	Net Allocations	Expenditures	Increase (Decrease)	Ending Balance
310000-20320	RESLIFE - MAINT PROJ						
	Expense						
	Operations and Maintenance				710,000		
	Account Total	0	0	710,000	710,000	0	0
310000-20323	RESLIFE - HALL OPERATIONS						
	Expense						
	Operations and Maintenance				70,000		
	Account Total	0	0	70,000	70,000	0	0
310000-20324	RESLIFE - SUSTAINABILITY						
	Expense						
	Operations and Maintenance				3,000		
	Account Total	0	0	3,000	3,000	0	0
310000-20326	STUDENT STAFF RECRUITMENT						
	Expense						
	Operations and Maintenance				1,000		
	Account Total	0	0	1,000	1,000	0	0
310000-20327	STUDENT STAFF TRAINING						
	Expense						
	Operations and Maintenance				50,000		
	Account Total	0	0	50,000	50,000	0	0
310000-20328	PRO STAFF RECRUITMENT						
	Expense						
	Operations and Maintenance				10,000		
	Account Total	0	0	10,000	10,000	0	0
310000-20329	PROFESSIONAL DEVELOPMENT						
	Expense						
	Operations and Maintenance				40,000		
	Account Total	0	0	40,000	40,000	0	0
310000-20360	RESLIFE - FACILITIES CHARGEBACKS						
	Expense						
	Operations and Maintenance				30,000		
	Account Total	0	0	30,000	30,000	0	0
310000-20401	RESLIFE-DEFERRED MAINT						
	Expense						
	Operations and Maintenance				262,000		
	Account Total	0	0	262,000	262,000	0	0
310000-20500	RESLIFE - RESERVE						
	Expense						
	Salaries - Non-Faculty				226,252		
	Account Total	0	0	226,252	226,252	0	0

Printed on a Xerox 9700 Laser Printing System at the Computing Services Center / Texas A&M University

Form: URGB01 (02/05/85)

Account	Description	Beginning Balance	Revenues	Net Allocations	Expenditures	Increase (Decrease)	Ending Balance
310000-20800	RESLIFE CUST & MAINT COSTS						
	Expense						
	Operations and Maintenance				787,325		
	Account Total	0	0	787,325	787,325	0	0
310001-39100	HSG-FACILITIES IMP						
	Expense						
	Operations and Maintenance				83,525		
	Account Total	0	0	83,525	83,525	0	0
310002-11002	RESLIFE - SINGLE - FALL						
	Revenue						
	Sales and Services		2,505,295				
	Account Total	0	2,505,295	2,505,295-	0	0	0
310002-11102	RA HOUSING FALL						
	Revenue						
	Sales and Services		92,052				
	Account Total	0	92,052	92,052-	0	0	0
310002-12002	RESLIFE - SINGLE - SPRING						
	Revenue						
	Sales and Services		2,267,798				
	Account Total	0	2,267,798	2,267,798-	0	0	0
310002-12102	RA HOUSING SPRING						
	Revenue						
	Sales and Services		92,052				
	Account Total	0	92,052	92,052-	0	0	0
310002-13002	RESLIFE - SINGLE - SUM I						
	Revenue						
	Sales and Services		94,605				
	Account Total	0	94,605	94,605-	0	0	0
310002-13102	RA HOUSING SUMMER I						
	Revenue						
	Sales and Services		22,020				
	Account Total	0	22,020	22,020-	0	0	0
310002-14002	RESLIFE - SINGLE SUM II						
	Revenue						
	Sales and Services		94,605				
	Account Total	0	94,605	94,605-	0	0	0
310002-14102	RA HOUSING SUMMER II						
	Revenue						
	Sales and Services		22,020				
	Account Total	0	22,020	22,020-	0	0	0

Printed on a Xerox 9700 Laser Printing System at the Computing Services Center / Texas A&M University

Form: URGB01 (02/05/85)

Account	Description	Beginning Balance	Revenues	Net Allocations	Expenditures	Increase (Decrease)	Ending Balance
310010-10000	FOOD SERVICES REVENUE						
	Revenue						
	Sales and Services		400,000				
	Account Total	0	400,000	400,000-	0	0	0
310010-10002	CAFETERIA SALES-REVENUE						
	Revenue						
	Sales and Services		7,500				
	Account Total	0	7,500	7,500-	0	0	0
310010-10003	FOOD SERVICES F/S MEAL PLANS REV						
	Revenue						
	Sales and Services		23,500				
	Account Total	0	23,500	23,500-	0	0	0
310010-20200	FOOD SERVICES - BAD DEBT						
	Expense						
	Operations and Maintenance				131,100		
	Account Total	0	0	131,000	131,100	100-	100-
310010-20300	FOOD SERVICES MEAL PLAN EXPENSES						
	Expense						
	Operations and Maintenance				5,750,000		
	Account Total	0	0	5,750,000	5,750,000	0	0
310010-20301	FOOD SERVICES MAINTENANCE						
	Expense						
	Operations and Maintenance				110,000		
	Account Total	0	0	110,000	110,000	0	0
310010-20302	FOOD SERVICES OPERATIONS						
	Expense						
	Operations and Maintenance				70,000		
	Account Total	0	0	70,000	70,000	0	0
310010-20303	FOOD SERVICES RESERVE						
	Expense						
	Operations and Maintenance				285,550		
	Account Total	0	0	285,550	285,550	0	0
310010-20304	FOOD SERVICES UTILITIES						
	Expense						
	Utilities				45,000		
	Account Total	0	0	45,000	45,000	0	0
310010-20308	FOOD SVCS - SRSC RENTAL						
	Expense						
	Operations and Maintenance				100,000		
	Account Total	0	0	100,000	100,000	0	0

Printed on a Xerox 9700 Laser Printing System at the Computing Services Center / Texas A&M University

Form: URGB01 (02/05/85)

Account	Description	Beginning Balance	Revenues	Net Allocations	Expenditures	Increase (Decrease)	Ending Balance
310010-20309	FOOD SERVICES F/S MEAL PLANS EXPEND						
	Expense						
	Operations and Maintenance				23,500		
	Account Total	0	0	23,500	23,500	0	0
310010-20310	ID CARD SUPPORT						
	Expense						
	Operations and Maintenance				10,000		
	Account Total	0	0	10,000	10,000	0	0
310010-20311	SCHOLARSHIPS						
	Expense						
	Scholarships				35,000		
	Account Total	0	0	35,000	35,000	0	0
310012-11002	MEAL PLANS - FALL						
	Revenue						
	Sales and Services		3,385,000				
	Account Total	0	3,385,000	3,385,000-	0	0	0
310012-12002	MEAL PLANS - SPRING						
	Revenue						
	Sales and Services		3,130,000				
	Account Total	0	3,130,000	3,130,000-	0	0	0
310012-13002	MEAL PLANS - SUM I						
	Revenue						
	Sales and Services		20,000				
	Account Total	0	20,000	20,000-	0	0	0
310012-14002	MEAL PLANS - SUM II						
	Revenue						
	Sales and Services		20,000				
	Account Total	0	20,000	20,000-	0	0	0
310041-11002	PRAIRIE CROSSING - FALL						
	Revenue						
	Sales and Services		731,419				
	Account Total	0	731,419	731,419-	0	0	0
310041-11102	PRAIRIE CROSSING-RA HOUSING FALL						
	Revenue						
	Sales and Services		45,293				
	Account Total	0	45,293	45,293-	0	0	0
310041-12002	PRAIRIE CROSSING - SPRING						
	Revenue						
	Sales and Services		706,847				
	Account Total	0	706,847	706,847-	0	0	0

Printed on a Xerox 9700 Laser Printing System at the Computing Services Center / Texas A&M University

Form: URGB01 (02/05/85)

Account	Description	Beginning Balance	Revenues	Net Allocations	Expenditures	Increase (Decrease)	Ending Balance
310041-12102	PRAIRIE CROSSING-RA HOUSING SPRING						
	Revenue						
	Sales and Services		45,293				
	Account Total	0	45,293	45,293-	0	0	0
310041-13002	PRAIRIE CROSSING - SUMMER I						
	Revenue						
	Sales and Services		9,870				
	Account Total	0	9,870	9,870-	0	0	0
310041-14002	PRAIRIE CROSSING - SUMMER II						
	Revenue						
	Sales and Services		9,870				
	Account Total	0	9,870	9,870-	0	0	0
310041-20300	P. C. - OTHER OPERATING EXPENSE						
	Expense						
	Operations and Maintenance				15,000		
	Account Total	0	0	15,000	15,000	0	0
310041-20307	PRAIRIE CROSSING - UTILITIES						
	Expense						
	Utilities				215,000		
	Account Total	0	0	215,000	215,000	0	0
310041-20309	P.C. - RA ROOM CHARGES						
	Expense						
	Operations and Maintenance				126,046		
	Account Total	0	0	126,046	126,046	0	0
310041-20319	P.C. - RA MEAL CHARGES						
	Expense						
	Operations and Maintenance				43,500		
	Account Total	0	0	43,500	43,500	0	0
310041-20800	P.C. CUSTODIAL & MAINT OTHER EXP						
	Expense						
	Operations and Maintenance				13,804		
	Account Total	0	0	13,804	13,804	0	0
310060-11002	PRIDE ROCK - FALL						
	Revenue						
	Sales and Services		773,418				
	Account Total	0	773,418	773,418-	0	0	0
310060-11102	PRIDE ROCK-RA HOUSING FALL						
	Revenue						
	Sales and Services		25,674				
	Account Total	0	25,674	25,674-	0	0	0

Printed on a Xerox 9700 Laser Printing System at the Computing Services Center / Texas A&M University

Form: URGB01 (02/05/85)

Account	Description	Beginning Balance	Revenues	Net Allocations	Expenditures	Increase (Decrease)	Ending Balance
310060-12002	PRIDE ROCK - SPRING						
	Revenue						
	Sales and Services		692,738				
	Account Total	0	692,738	692,738-	0	0	0
310060-12102	PRIDE ROCK-RA HOUSING SPRING						
	Revenue						
	Sales and Services		25,674				
	Account Total	0	25,674	25,674-	0	0	0
310060-20300	PRIDE ROCK - OPERATING EXPENSE						
	Expense						
	Operations and Maintenance				10,000		
	Account Total	0	0	10,000	10,000	0	0
310060-20307	PRIDE ROCK - UTILITIES						
	Expense						
	Utilities				55,000		
	Account Total	0	0	55,000	55,000	0	0
310060-20309	PRIDE ROCK - RA ROOM CHARGES						
	Expense						
	Operations and Maintenance				51,348		
	Account Total	0	0	51,348	51,348	0	0
310060-20319	PRIDE ROCK - RA MEAL CHARGES						
	Expense						
	Operations and Maintenance				23,200		
	Account Total	0	0	23,200	23,200	0	0
310060-20800	PRIDE ROCK - CUSTODIAL/MAINTENANCE						
	Expense						
	Operations and Maintenance				14,826		
	Account Total	0	0	14,826	14,826	0	0
310080-11002	PHASE II UNIT - FALL						
	Revenue						
	Sales and Services		1,627,091				
	Account Total	0	1,627,091	1,627,091-	0	0	0
310080-11102	PHASE II UNIT - RA HOUSING FALL						
	Revenue						
	Sales and Services		38,511				
	Account Total	0	38,511	38,511-	0	0	0
310080-12002	PHASE II UNIT - SPRING						
	Revenue						
	Sales and Services		1,468,924				
	Account Total	0	1,468,924	1,468,924-	0	0	0

Printed on a Xerox 9700 Laser Printing System at the Computing Services Center / Texas A&M University

Form: URGB01 (02/05/85)

Account	Description	Beginning Balance	Revenues	Net Allocations	Expenditures	Increase (Decrease)	Ending Balance
310080-12102	PHASE II UNIT - RA HOUSING SPRING						
	Revenue						
	Sales and Services		38,511				
	Account Total	0	38,511	38,511-	0	0	0
310080-20300	PHASE II UNIT - OPERATING EXPENSE						
	Expense						
	Operations and Maintenance				6,000		
	Account Total	0	0	6,000	6,000	0	0
310080-20307	PHASE II UNIT - UTILITIES						
	Expense						
	Utilities				130,000		
	Account Total	0	0	130,000	130,000	0	0
310080-20309	PHASE II UNIT - RA ROOM CHARGES						
	Expense						
	Operations and Maintenance				77,023		
	Account Total	0	0	77,023	77,023	0	0
310080-20319	PHASE II UNIT - RA MEAL CHARGES						
	Expense						
	Operations and Maintenance				34,800		
	Account Total	0	0	34,800	34,800	0	0
310080-20800	PHASE II UNIT - CUSTODIAL/MAINTENAN						
	Expense						
	Operations and Maintenance				433,540		
	Account Total	0	0	433,540	433,540	0	0
315000-20200	BOOKSTORE						
	Revenue						
	Sales and Services		160,000				
	Account Total	0	160,000	160,000-	0	0	0
315000-20301	BOOKSTORE						
	Expense						
	Utilities				22,000		
	Account Total	0	0	22,000	22,000	0	0
315000-20302	BOOKSTORE SCHOLARSHIPS						
	Revenue						
	Sales and Services		2,000				
	Expense						
	Scholarships				2,000		
	Account Total	0	2,000	0	2,000	0	0

Printed on a Xerox 9700 Laser Printing System at the Computing Services Center / Texas A&M University

Form: URGB01 (02/05/85)

Account	Description	Beginning Balance	Revenues	Net Allocations	Expenditures	Increase (Decrease)	Ending Balance
315000-20305	BOOKSTORE - ATHLETICS						
	Expense						
	Operations and Maintenance				20,000		
	Account Total	0	0	20,000	20,000	0	0
315000-20306	BOOKSTORE - SRSC RENTAL						
	Expense						
	Operations and Maintenance				40,000		
	Account Total	0	0	40,000	40,000	0	0
319000-10002	POST OFFICE						
	Revenue						
	Other Operating Inc		1				
	Account Total	0	1	1-	0	0	0
320100-20300	ANNOUNCEMENT & RING SALES						
	Revenue						
	Sales and Services		25,000				
	Expense						
	Operations and Maintenance				25,000		
	Account Total	0	25,000	0	25,000	0	0
320301-20200	CLC - BAD DEBT EXPENSE						
	Expense						
	Operations and Maintenance				8,800		
	Account Total	0	0	8,800	8,800	0	0
320301-20300	CHILDREN'S LEARNING CENTER						
	Revenue						
	Sales and Services		440,000				
	Expense						
	Salaries - Non-Faculty				230,355		
	Benefits				85,085		
	Operations and Maintenance				64,395		
	Account Total	0	440,000	60,165-	379,835	0	0
320301-20301	CLC-UTILITIES						
	Expense						
	Utilities				13,500		
	Account Total	0	0	13,500	13,500	0	0
320301-20305	CLC - INSURANCE PREMIUM						
	Expense						
	Operations and Maintenance				1,365		
	Account Total	0	0	1,365	1,365	0	0

Printed on a Xerox 9700 Laser Printing System at the Computing Services Center / Texas A&M University

Form: URGB01 (02/05/85)

Account	Description	Beginning Balance	Revenues	Net Allocations	Expenditures	Increase (Decrease)	Ending Balance
320301-20360	CLC - FACILITIES CHARGEBACKS						
	Expense						
	Operations and Maintenance				27,700		
	Account Total	0	0	27,700	27,700	0	0
320301-20365	CLC - ASSESSMENTS						
	Expense						
	Operations and Maintenance				8,800		
	Account Total	0	0	8,800	8,800	0	0
321300-10001	RSC REVENUES						
	Revenue						
	Sales and Services		30,000				
	Account Total	0	30,000	30,000-	0	0	0
321300-10004	RSC - AUXILIARY RENTALS						
	Revenue						
	Sales and Services		146,235				
	Account Total	0	146,235	146,235-	0	0	0
321300-20200	RSC FEE - BAD DEBT EXPENSE						
	Expense						
	Operations and Maintenance				51,000		
	Account Total	0	0	51,000	51,000	0	0
321300-20300	RSC SAM RAYBURN STUDENT CENTER						
	Expense						
	Salaries - Non-Faculty				379,007		
	Benefits				144,905		
	Operations and Maintenance				66,000		
	Account Total	0	0	589,912	589,912	0	0
321300-20301	RSC INSURANCE PREMIUMS						
	Expense						
	Operations and Maintenance				10,000		
	Account Total	0	0	10,000	10,000	0	0
321300-20302	RSC UTILITIES						
	Expense						
	Utilities				178,000		
	Account Total	0	0	178,000	178,000	0	0
321300-20305	RSC PROJECTS						
	Expense						
	Operations and Maintenance				30,000		
	Account Total	0	0	30,000	30,000	0	0

Printed on a Xerox 9700 Laser Printing System at the Computing Services Center / Texas A&M University

Form: URGB01 (02/05/85)

Account	Description	Beginning Balance	Revenues	Net Allocations	Expenditures	Increase (Decrease)	Ending Balance
321300-20306	RSC PROGRAMMING						
	Expense						
	Operations and Maintenance				10,000		
	Account Total	0	0	10,000	10,000	0	0
321300-20307	RSC - OPERATING						
	Expense						
	Operations and Maintenance				79,188		
	Account Total	0	0	79,188	79,188	0	0
321300-20308	RSC MARKETING						
	Expense						
	Operations and Maintenance				10,000		
	Account Total	0	0	10,000	10,000	0	0
321300-20313	RSC CREDIT CARD CHARGES						
	Expense						
	Operations and Maintenance				7,000		
	Account Total	0	0	7,000	7,000	0	0
321300-20365	RSC - ASSESSMENTS						
	Expense						
	Equipment (Capitalized)				58,163		
	Account Total	0	0	58,163	58,163	0	0
321300-20450	RSC PURCHASE OF GOODS FOR RESALE						
	Expense						
	Operations and Maintenance				10,000		
	Account Total	0	0	10,000	10,000	0	0
321300-20800	RSC WAGES						
	Expense						
	Salaries - Non-Faculty				26,000		
	Wages				200,000		
	Benefits				1,000		
	Operations and Maintenance				3,000		
	Account Total	0	0	230,000	230,000	0	0
321300-20801	RSC - REPAIRS						
	Expense						
	Operations and Maintenance				290,760		
	Account Total	0	0	290,760	290,760	0	0
321302-11002	RSC UNION CENTER FEE - FALL						
	Revenue						
	Fees		1,132,000				
	Account Total	0	1,132,000	1,132,000-	0	0	0

Printed on a Xerox 9700 Laser Printing System at the Computing Services Center / Texas A&M University

Form: URGB01 (02/05/85)

Account	Description	Beginning Balance	Revenues	Net Allocations	Expenditures	Increase (Decrease)	Ending Balance
321302-12002	RSC UNION CENTER FEE - SPRING						
	Revenue						
	Fees		1,050,000				
	Account Total	0	1,050,000	1,050,000-	0	0	0
321302-13002	RSC UNION CENTER FEE - SUM I						
	Revenue						
	Fees		233,000				
	Account Total	0	233,000	233,000-	0	0	0
321302-14002	RSC UNION CENTER FEE - SUM II						
	Revenue						
	Fees		170,000				
	Account Total	0	170,000	170,000-	0	0	0
321302-20300	RSC UNALLOCATED						
	Expense						
	Operations and Maintenance				15,460-		
	Account Total	0	0	15,460-	15,460-	0	0
321305-10000	PRIDE SHOP REVENUES						
	Revenue						
	Sales and Services		25,000				
	Account Total	0	25,000	25,000-	0	0	0
321305-20300	PRIDE SHOP						
	Expense						
	Operations and Maintenance				25,000		
	Account Total	0	0	25,000	25,000	0	0
321400-20300	MUSIC SUMMER CAMPS						
	Revenue						
	Sales and Services		90,000				
	Expense						
	Wages				18,000		
	Benefits				900		
	Operations and Maintenance				71,100		
	Account Total	0	90,000	0	90,000	0	0
321500-20300	ORIENTATION PROGRAMS						
	Revenue						
	Sales and Services		200,000				
	Expense						
	Salaries - Non-Faculty				94,014		
	Wages				20,000		
	Benefits				29,500		
	Operations and Maintenance				56,486		
	Account Total	0	200,000	0	200,000	0	0

Printed on a Xerox 9700 Laser Printing System at the Computing Services Center / Texas A&M University

Form: URGB01 (02/05/85)

Account	Description	Beginning Balance	Revenues	Net Allocations	Expenditures	Increase (Decrease)	Ending Balance
321800-10000	REC CTR NONSTUDENT MEMBERSHIPS						
	Revenue						
	Sales and Services		75,000				
	Account Total	0	75,000	75,000-	0	0	0
321800-10001	REC CTR - PURCHASE OF GOODS						
	Revenue						
	Sales and Services		1,500				
	Account Total	0	1,500	1,500-	0	0	0
321800-20200	REC CENTER FEE - BAD DEBT EXP						
	Expense						
	Operations and Maintenance				72,700		
	Account Total	0	0	72,700	72,700	0	0
321800-20300	REC CTR - OPERATING						
	Expense						
	Wages				262,000		
	Benefits				8,000		
	Operations and Maintenance				6,000		
	Account Total	0	0	276,000	276,000	0	0
321800-20301	REC CTR - AQUATICS						
	Expense						
	Wages				108,000		
	Benefits				5,000		
	Operations and Maintenance				6,000		
	Equipment (Capitalized)				20,000		
	Account Total	0	0	139,000	139,000	0	0
321800-20302	REC CTR - CLIMBING						
	Expense						
	Wages				105,000		
	Benefits				5,000		
	Operations and Maintenance				40,000		
	Account Total	0	0	150,000	150,000	0	0
321800-20303	REC CTR - OPERATIONS						
	Expense						
	Operations and Maintenance				40,000		
	Account Total	0	0	40,000	40,000	0	0
321800-20304	REC CTR - MAINTENANCE						
	Expense						
	Operations and Maintenance				44,000		
	Account Total	0	0	44,000	44,000	0	0

Printed on a Xerox 9700 Laser Printing System at the Computing Services Center / Texas A&M University

Form: URGB01 (02/05/85)

Account	Description	Beginning Balance	Revenues	Net Allocations	Expenditures	Increase (Decrease)	Ending Balance
321800-20305	REC CTR - OFFICE						
	Expense						
	Operations and Maintenance				29,000		
	Account Total	0	0	29,000	29,000	0	0
321800-20306	REC CTR - AQUATIC MAINT						
	Expense						
	Operations and Maintenance				35,850		
	Account Total	0	0	35,850	35,850	0	0
321800-20307	REC CTR - WELLNESS						
	Expense						
	Wages				8,700		
	Benefits				200		
	Operations and Maintenance				6,100		
	Account Total	0	0	15,000	15,000	0	0
321800-20308	REC CTR - ADMINISTRATIVE						
	Expense						
	Operations and Maintenance				200,571		
	Account Total	0	0	200,571	200,571	0	0
321800-20309	REC CTR - INSURANCE						
	Expense						
	Operations and Maintenance				5,000		
	Account Total	0	0	5,000	5,000	0	0
321800-20310	REC CTR - UTILITIES						
	Expense						
	Utilities				118,000		
	Account Total	0	0	118,000	118,000	0	0
321800-20311	REC CTR - PROGRAMMING						
	Expense						
	Operations and Maintenance				57,000		
	Account Total	0	0	57,000	57,000	0	0
321800-20312	REC CTR - MARKETING						
	Expense						
	Wages				23,400		
	Benefits				600		
	Operations and Maintenance				17,000		
	Account Total	0	0	41,000	41,000	0	0
321800-20313	REC CTR - CREDIT CARD SVCS UNIV						
	Expense						
	Operations and Maintenance				4,900		
	Account Total	0	0	4,900	4,900	0	0

Printed on a Xerox 9700 Laser Printing System at the Computing Services Center / Texas A&M University

Form: URGB01 (02/05/85)

Account	Description	Beginning Balance	Revenues	Net Allocations	Expenditures	Increase (Decrease)	Ending Balance
321800-20315	REC CTR - CAIN SPORTS COMPLEX						
	Expense						
	Wages				45,800		
	Benefits				1,200		
	Operations and Maintenance				100,000		
	Account Total	0	0	147,000	147,000	0	0
321800-20318	REC CTR - DEDICATED SALARIES						
	Expense						
	Salaries - Non-Faculty				184,833		
	Wages				3,000		
	Benefits				65,662		
	Operations and Maintenance				53,000		
	Account Total	0	0	306,495	306,495	0	0
321800-20319	REC CTR - FITNESS						
	Expense						
	Wages				61,340		
	Benefits				1,400		
	Operations and Maintenance				7,260		
	Account Total	0	0	70,000	70,000	0	0
321800-20320	REC - FITNESS EQUIPMENT REPLACEMENT						
	Expense						
	Equipment (Capitalized)				150,000		
	Account Total	0	0	150,000	150,000	0	0
321800-20322	REC CTR-INTRAMURALS						
	Expense						
	Wages				54,600		
	Benefits				1,400		
	Operations and Maintenance				14,000		
	Account Total	0	0	70,000	70,000	0	0
321800-20323	CLUB SPORT PROGRAM						
	Expense						
	Wages				1,250		
	Benefits				50		
	Operations and Maintenance				8,700		
	Account Total	0	0	10,000	10,000	0	0
321800-20360	REC CTR - SSC FACILITIES, MAINT, GR						
	Expense						
	Operations and Maintenance				187,000		
	Account Total	0	0	187,000	187,000	0	0

Printed on a Xerox 9700 Laser Printing System at the Computing Services Center / Texas A&M University

Form: URGB01 (02/05/85)

Account	Description	Beginning Balance	Revenues	Net Allocations	Expenditures	Increase (Decrease)	Ending Balance
321800-20365	MRC - ASSESSMENTS						
	Expense						
	Equipment (Capitalized)				72,700		
	Account Total	0	0	72,700	72,700	0	0
321800-20461	DEBT SERVICE - MAC COURT						
	Expense						
	Operations and Maintenance				200,000		
	Account Total	0	0	200,000	200,000	0	0
321800-20850	REC CTR - RENOVATIONS ABOVE 5000						
	Expense						
	Operations and Maintenance				110,000		
	Account Total	0	0	110,000	110,000	0	0
321802-11002	REC CTR SPORTS FEE - FALL						
	Revenue						
	Fees		1,550,000				
	Account Total	0	1,550,000	1,550,000-	0	0	0
321802-12002	REC CTR SPORTS FEE - SPRING						
	Revenue						
	Fees		1,475,000				
	Account Total	0	1,475,000	1,475,000-	0	0	0
321802-13002	REC CTR SPORTS FEE - SUM I						
	Revenue						
	Fees		350,000				
	Account Total	0	350,000	350,000-	0	0	0
321802-14002	REC CTR SPORTS FEE - SUM II						
	Revenue						
	Fees		260,000				
	Account Total	0	260,000	260,000-	0	0	0
321802-20300	MRC - UNALLOCATED						
	Expense						
	Operations and Maintenance				449,666		
	Account Total	0	0	449,666	449,666	0	0
321900-20300	STUDENT HEALTH SERVICES						
	Revenue						
	Sales and Services		40,000				
	Expense						
	Operations and Maintenance				40,000		
	Account Total	0	40,000	0	40,000	0	0

Printed on a Xerox 9700 Laser Printing System at the Computing Services Center / Texas A&M University

Form: URGB01 (02/05/85)

Account	Description	Beginning Balance	Revenues	Net Allocations	Expenditures	Increase (Decrease)	Ending Balance
322100-20300	UNIVERSITY POLICE						
	Revenue						
	Sales and Services		275,000				
	Expense						
	Salaries - Non-Faculty				111,646		
	Benefits				33,600		
	Operations and Maintenance				53,640		
	Account Total	0	275,000	76,114-	198,886	0	0
322100-20302	UNIVERSITY PARKING PERMITS						
	Expense						
	Operations and Maintenance				20,000		
	Account Total	0	0	20,000	20,000	0	0
322101-20300	RES PARKING FACILITIES						
	Expense						
	Operations and Maintenance				56,114		
	Account Total	0	0	56,114	56,114	0	0
322200-10000	VENDING MACHINE SALES-REV-SNACK						
	Revenue						
	Sales and Services		14,000				
	Account Total	0	14,000	14,000-	0	0	0
322200-10001	VENDING MACHINE SALES-REV-DRINK						
	Revenue						
	Sales and Services		25,000				
	Account Total	0	25,000	25,000-	0	0	0
323300-20300	COMPUTER SUPPORT-TRANSFER ONLY						
	Expense						
	Operations and Maintenance				17,000		
	Account Total	0	0	17,000	17,000	0	0
323600-20301	AUXILIARY SERVICES MGMT						
	Expense						
	Salaries - Non-Faculty				106,980		
	Wages				17,561		
	Benefits				32,000		
	Operations and Maintenance				13,000		
	Account Total	0	0	169,541	169,541	0	0
323700-20300	GRP HEALTH INSURANCE RETIREES						
	Expense						
	Benefits				290,000		
	Account Total	0	0	290,000	290,000	0	0

Printed on a Xerox 9700 Laser Printing System at the Computing Services Center / Texas A&M University

Form: URGB01 (02/05/85)

Account	Description	Beginning Balance	Revenues	Net Allocations	Expenditures	Increase (Decrease)	Ending Balance
324600-20300	PHYSICAL PLANT						
	Expense						
	Operations and Maintenance				15,000		
	Account Total	0	0	15,000	15,000	0	0
324650-20300	AUX ASSESSMENTS						
	Expense						
	Equipment (Capitalized)				152,280-		
	Account Total	0	0	152,280-	152,280-	0	0
325999-20300	AUXILIARY-REMISSIONS & EXEMPTION						
	Revenue						
	Exemptions		308,200				
	Expense						
	Scholarships				308,200		
	Account Total	0	308,200	0	308,200	0	0
326002-20302	RES-AUX ENT NON-FAC SALARY INC						
	Expense						
	Salaries - Non-Faculty				3,120		
	Benefits				10,600		
	Account Total	0	0	13,720	13,720	0	0
326900-10000	AUX OP-INVESTMENT EARNINGS						
	Revenue						
	Investment Income		275,000				
	Account Total	0	275,000	275,000-	0	0	0
329993-20300	RES-UNCOMMITTED BUDGET						
	Expense						
	Benefits				39,020		
	Account Total	0	0	39,020	39,020	0	0
330000-11002	STUDENT SERVICES FEE-FALL						
	Revenue						
	Fees		2,350,000				
	Account Total	0	2,350,000	2,350,000-	0	0	0
330000-12002	STUDENT SERVICES FEE-SPRING						
	Revenue						
	Fees		2,125,000				
	Account Total	0	2,125,000	2,125,000-	0	0	0
330000-13002	STUDENT SERVICES FEE-SUMMER I						
	Revenue						
	Fees		450,000				
	Account Total	0	450,000	450,000-	0	0	0

Printed on a Xerox 9700 Laser Printing System at the Computing Services Center / Texas A&M University

Form: URGB01 (02/05/85)

Account	Description	Beginning Balance	Revenues	Net Allocations	Expenditures	Increase (Decrease)	Ending Balance
330000-14002	STUDENT SERVICES FEE-SUMMER II						
	Revenue						
	Fees		300,000				
	Account Total	0	300,000	300,000-	0	0	0
330000-20200	STUDENT SERVICES FEE-BAD DEBT						
	Expense						
	Operations and Maintenance				75,000		
	Account Total	0	0	75,000	75,000	0	0
330005-10000	SS-INVESTMENT EARNINGS						
	Revenue						
	Investment Income		65,000				
	Account Total	0	65,000	65,000-	0	0	0
330100-20300	DEAN OF CAMPUS LIFE						
	Expense						
	Salaries - Non-Faculty				182,215		
	Wages				35,200		
	Benefits				50,180		
	Operations and Maintenance				54,500		
	Account Total	0	0	322,095	322,095	0	0
330300-20300	CAREER DEVELOPMENT						
	Expense						
	Salaries - Non-Faculty				256,287		
	Benefits				80,185		
	Operations and Maintenance				21,450		
	Account Total	0	0	357,922	357,922	0	0
330302-20300	CHILDREN'S LEARNING CENTER						
	Expense						
	Wages				165,781		
	Benefits				2,000		
	Account Total	0	0	167,781	167,781	0	0
330305-20102	SAFE SPACES ALLY PROJECT						
	Expense						
	Operations and Maintenance				2,500		
	Account Total	0	0	2,500	2,500	0	0
330305-20300	COUNSELING CENTER-OPERATING						
	Expense						
	Salaries - Non-Faculty				512,200		
	Wages				15,000		
	Benefits				147,000		
	Operations and Maintenance				48,500		
	Account Total	0	0	722,700	722,700	0	0

Printed on a Xerox 9700 Laser Printing System at the Computing Services Center / Texas A&M University

Form: URGB01 (02/05/85)

Account	Description	Beginning Balance	Revenues	Net Allocations	Expenditures	Increase (Decrease)	Ending Balance
330500-20300	EAST TEXAN						
	Expense						
	Wages				6,000		
	Benefits				500		
	Operations and Maintenance				10,500		
	Account Total	0	0	17,000	17,000	0	0
330900-20300	ASSISTANT DEAN FOR CAMPUS LIFE						
	Expense						
	Salaries - Non-Faculty				165,265		
	Benefits				40,318		
	Operations and Maintenance				40,540		
	Account Total	0	0	246,123	246,123	0	0
330901-20300	INTRAMURALS						
	Expense						
	Wages				44,000		
	Benefits				1,500		
	Operations and Maintenance				12,500		
	Account Total	0	0	58,000	58,000	0	0
330902-20300	INTERNATIONAL STUDENT OFFICE						
	Expense						
	Wages				13,450		
	Benefits				550		
	Operations and Maintenance				20,000		
	Account Total	0	0	34,000	34,000	0	0
331201-20300	LEGAL SERVICES-CONTRACT						
	Expense						
	Operations and Maintenance				10,000		
	Account Total	0	0	10,000	10,000	0	0
331210-20300	LEADERSHIP ENGAGEMENT & DEVELOPMENT						
	Expense						
	Operations and Maintenance				148,180		
	Account Total	0	0	148,180	148,180	0	0
331210-20301	LEADERSHIP ENGAGEMENT & DEV SALARYS						
	Expense						
	Salaries - Non-Faculty				141,394		
	Wages				21,184		
	Benefits				45,675		
	Account Total	0	0	208,253	208,253	0	0

Printed on a Xerox 9700 Laser Printing System at the Computing Services Center / Texas A&M University

Form: URGB01 (02/05/85)

Account	Description	Beginning Balance	Revenues	Net Allocations	Expenditures	Increase (Decrease)	Ending Balance
331210-20302	S.E.E.D.S						
	Expense						
	Salaries - Non-Faculty				71,940		
	Wages				13,000		
	Benefits				21,070		
	Operations and Maintenance				61,800		
	Account Total	0	0	167,810	167,810	0	0
331210-20303	AFFINITY LLC						
	Expense						
	Operations and Maintenance				55,000		
	Account Total	0	0	55,000	55,000	0	0
331300-20300	MUSIC-CHORALE						
	Expense						
	Wages				6,000		
	Operations and Maintenance				24,450		
	Account Total	0	0	30,450	30,450	0	0
331300-20301	MUSIC - MUSICAL THEATER						
	Expense						
	Operations and Maintenance				25,000		
	Account Total	0	0	25,000	25,000	0	0
331301-20300	MUSIC-MARCHING AND BASKETBALL BANDS						
	Expense						
	Wages				68,800		
	Benefits				1,000		
	Operations and Maintenance				10,200		
	Account Total	0	0	80,000	80,000	0	0
331310-20300	MODEL ARAB LEAGUE						
	Expense						
	Operations and Maintenance				7,500		
	Account Total	0	0	7,500	7,500	0	0
331500-20300	ORIENTATION - STUDENT						
	Expense						
	Operations and Maintenance				80,800		
	Account Total	0	0	80,800	80,800	0	0
331800-20300	REC CENTER - SALARIES						
	Expense						
	Salaries - Non-Faculty				308,000		
	Benefits				108,000		
	Account Total	0	0	416,000	416,000	0	0

Printed on a Xerox 9700 Laser Printing System at the Computing Services Center / Texas A&M University

Form: URGB01 (02/05/85)

Account	Description	Beginning Balance	Revenues	Net Allocations	Expenditures	Increase (Decrease)	Ending Balance
331906-20300	STUDENT GOVERNMENT						
	Expense						
	Salaries - Non-Faculty				51,313		
	Wages				5,516		
	Benefits				11,000		
	Operations and Maintenance				20,695		
	Account Total	0	0	88,524	88,524	0	0
331907-20300	STUDENT HEALTH SERVICES						
	Expense						
	Salaries - Non-Faculty				355,900		
	Benefits				134,900		
	Operations and Maintenance				130,303		
	Account Total	0	0	621,103	621,103	0	0
332100-20300	UNIVERSITY PLAYHOUSE						
	Expense						
	Salaries - Non-Faculty				19,800		
	Benefits				200		
	Operations and Maintenance				25,000		
	Account Total	0	0	45,000	45,000	0	0
332101-20300	UNIVERSITY GALLERY						
	Expense						
	Salaries - Non-Faculty				45,000		
	Benefits				5,000		
	Operations and Maintenance				15,000		
	Account Total	0	0	65,000	65,000	0	0
332103-20300	CAMPUS ACTIVITIES						
	Expense						
	Salaries - Non-Faculty				125,196		
	Wages				79,494		
	Benefits				53,136		
	Operations and Maintenance				288,879		
	Account Total	0	0	546,705	546,705	0	0
332104-20103	CAMPUS ACT - SAFE COMMITTEE						
	Expense						
	Operations and Maintenance				10,000		
	Account Total	0	0	10,000	10,000	0	0
332106-20300	OFFICE OF GREEK LIFE						
	Expense						
	Salaries - Non-Faculty				149,643		
	Wages				6,249		
	Benefits				32,900		
	Operations and Maintenance				26,550		
	Account Total	0	0	215,342	215,342	0	0

Printed on a Xerox 9700 Laser Printing System at the Computing Services Center / Texas A&M University

Form: URGB01 (02/05/85)

Account	Description	Beginning Balance	Revenues	Net Allocations	Expenditures	Increase (Decrease)	Ending Balance
332108-20300	SDRS STUDENT SERVICE FEES						
	Expense						
	Salaries - Non-Faculty				155,388		
	Benefits				46,700		
	Operations and Maintenance				109,124		
	Account Total	0	0	311,212	311,212	0	0
332710-20300	CREDIT CARD SERVICES						
	Expense						
	Operations and Maintenance				25,000		
	Account Total	0	0	25,000	25,000	0	0
332799-20300	STUDENT SRVS REMISSIONS & EXEMPTION						
	Revenue						
	Exemptions		38,500				
	Expense						
	Scholarships				38,500		
	Account Total	0	38,500	0	38,500	0	0
332803-20300	RES AUX SSF NON-FAC SALARY INC						
	Expense						
	Salaries - Non-Faculty				60,000		
	Benefits				20,000		
	Account Total	0	0	80,000	80,000	0	0
332803-20301	RES AUX SSF MERIT RES						
	Expense						
	Salaries - Non-Faculty				50,000		
	Account Total	0	0	50,000	50,000	0	0
349990-20300	AUXY TUITION DISCOUNTS						
	Revenue						
	Discounts and Allow		3,099,835-				
	Discounts and Allow		4,548,847-				
	Expense						
	Scholarship Discounts				1,326,736-		
	Account Total	0	7,648,682-	0	1,326,736-	6,321,946-	6,321,946-

Printed on a Xerox 9700 Laser Printing System at the Computing Services Center / Texas A&M University

Form: URGB01 (02/05/85)

Account	Description	Beginning Balance	Revenues	Net Allocations	Expenditures	Increase (Decrease)	Ending Balance
Auxiliary Enterprises - Board Approved							
	Revenue						
	Fees		16,340,000				
	Discounts and Allow		3,099,835-				
	Exemptions		346,700				
	Gifts		95,000				
	Sales and Services		20,401,315				
	Discounts and Allow		4,548,847-				
	Investment Income		340,000				
	Other Operating Inc		233,001				
	Expense						
	Salaries - Non-Faculty				7,227,791		
	Wages				1,934,823		
	Benefits				2,522,286		
	Utilities				1,556,500		
	Scholarships				2,464,869		
	Scholarship Discounts				1,326,736-		
	Operations and Maintenance				16,968,959		
	Equipment (Capitalized)				589,444		
	Grand Total	0	30,107,334	4,491,444-	31,937,936	6,322,046-	6,322,046-

Printed on a Xerox 9700 Laser Printing System at the Computing Services Center / Texas A&M University

Form: URGB01 (02/05/85)

Account	Description	Beginning Balance	Revenues	Net Allocations	Expenditures	Increase (Decrease)	Ending Balance
499990-20300	REST TUITION DISCOUNTS						
	Expense						
	Scholarship Discounts				12,308,286-		
	Account Total	0	0	0	12,308,286-	12,308,286	12,308,286
500001-00000	ESTIMATED REST						
	Revenue						
	Contracts and Grant		4,617,500				
	Student Financial A		22,770,669				
	Gifts		1,500,000				
	Account Total	0	28,888,169	0	0	28,888,169	28,888,169
500010-20300	EST REST - INSTRUCTIONAL						
	Expense						
	Salaries - Faculty				10,000		
	Account Total	0	0	0	10,000	10,000-	10,000-
500015-20300	EST REST - RESEARCH						
	Expense						
	Salaries - Faculty				224,626		
	Operations and Maintenance				1,074,438		
	Account Total	0	0	0	1,299,064	1,299,064-	1,299,064-
500020-20300	EST REST - PUBLIC SERVICE						
	Expense						
	Salaries - Non-Faculty				60,000		
	Operations and Maintenance				615,000		
	Account Total	0	0	0	675,000	675,000-	675,000-
500030-20300	EST REST - STUDENT SERVICES						
	Expense						
	Salaries - Non-Faculty				680,000		
	Operations and Maintenance				953,436		
	Account Total	0	0	0	1,633,436	1,633,436-	1,633,436-
500060-20300	EST REST - SCHOLARSHIPS						
	Expense						
	Scholarships				25,270,669		
	Account Total	0	0	0	25,270,669	25,270,669-	25,270,669-

Printed on a Xerox 9700 Laser Printing System at the Computing Services Center / Texas A&M University

Form: URGB01 (02/05/85)

Account	Description	Beginning Balance	Revenues	Net Allocations	Expenditures	Increase (Decrease)	Ending Balance
Restricted Funds - Board Approved							
	Revenue						
	Contracts and Grant		4,617,500				
	Student Financial A		22,770,669				
	Gifts		1,500,000				
	Expense						
	Salaries - Faculty				234,626		
	Salaries - Non-Faculty				740,000		
	Scholarships				25,270,669		
	Scholarship Discounts				12,308,286-		
	Operations and Maintenance				2,642,874		
	Grand Total	0	28,888,169	0	16,579,883	12,308,286	12,308,286

Printed on a Xerox 9700 Laser Printing System at the Computing Services Center / Texas A&M University

Form: URGB01 (02/05/85)

Account	Description	Beginning Balance	Revenues	Net Allocations	Expenditures	Increase (Decrease)	Ending Balance

This section not used.

Printed on a Xerox 9700 Laser Printing System at the Computing Services Center / Texas A&M University

Form: URGB01 (02/05/85)

Account	Description	Beginning Balance	Revenues	Net Allocations	Expenditures	Increase (Decrease)	Ending Balance

****
*   *
* BLANK PAGE *
*   *
****

Printed on a Xerox 9700 Laser Printing System at the Computing Services Center / Texas A&M University

Form: URGB01 (02/05/85)

CC	Account	Transaction Description	- Offset - CC	Account	Amount	Actual Entry From CC	Account	To CC	Account	Feed	Mand
21	010000	STATE APPROPRIATIONS									
		TX COLL WS PROG SS	21	013260	24,400.00-	21	100890	21	132891-20300	Y	
		TX COLL WS PROG AA	21	013260	45,316.00-	21	100890	21	132890-20300	Y	
		HEF	21	018500	10,786,313.00-	21	010000	21	018500	Y	
		** Decrease in Fund Balance **			10,856,029.00-						
21	010010	LOCAL E&G REVENUE									
		FARM	21	012000	73,956.00-	21	100830	21	132100-20300	Y	
		** Decrease in Fund Balance **			73,956.00-						
21	012000	E&G OPERATING BUDGETS									
		FARM	21	010010	73,956.00	21	100830	21	132100-20300	Y	
		DESIG SUPPORT TO E/G	21	021000	5,227,103.00	21	021000	21	012000	Y	
		** Increase in Fund Balance **			5,301,059.00						
21	013260	OTHER STATE PROGRAMS									
		TX COLL WS PROG SS	21	010000	24,400.00	21	100890	21	132891-20300	Y	
		TX COLL WS PROG AA	21	010000	45,316.00	21	100890	21	132890-20300	Y	
		** Increase in Fund Balance **			69,716.00						
21	018500	E&G HEF BUDGETS									
		HEF	21	010000	10,786,313.00	21	010000	21	018500	Y	
		HEF SCI BLDG	01	011256	540,959.00-	21	018500	01	011256	N	Y
		HEF BLDG RESERV	21	080000	2,200,000.00-	21	018500	21	080000	Y	
		HEF LAND	21	080000	400,000.00-	21	018500	21	080000	Y	
		** Increase in Fund Balance **			7,645,354.00						
21	019700	E&G DEBT SERVICE SET ASIDE									
		TRB TRANSFER	01	011206	5,357,323.00-	21	019700	01	011206	N	Y
		** Decrease in Fund Balance **			5,357,323.00-						
21	019702	TPEG TRANSFER SET ASIDE									
		TPEG TRANSFER SET ASIDE	21	022700	1,800,000.00-	21	019702	21	022700	N	
		** Decrease in Fund Balance **			1,800,000.00-						
21	019999	AFR E&G ADJUSTMENTS									
		E/G TUI DISC	21	049999	1,771,836.00	21	049999	21	019999	N	
		** Increase in Fund Balance **			1,771,836.00						
21	021000	DESIGNATED									
		DESIG SUPPORT TO E/G	21	012000	5,227,103.00-	21	021000	21	012000	Y	
		RES INVESTMENT EARNS	21	022000	1,300,000.00	21	222900-20300	21	021000	Y	
		DESIG SUPPORT TO ATHL	21	030010	2,177,898.00-	21	021000	21	030010	Y	
		** Decrease in Fund Balance **			6,105,001.00-						
21	021999	AFR DESIGNATED ADJUSTMENTS									
		DESIG TUI DISC	21	049999	4,214,504.00	21	049999	21	021999	N	
		** Increase in Fund Balance **			4,214,504.00						

Printed on a Xerox 9700 Laser Printing System at the Computing Services Center / Texas A&M University

Form: URGB01 (02/05/85)

CC	Account	Transaction Description	- Offset - CC	Offset - Account	Amount	-------- Actual Entry --------- ---- From ----- CC	From ----- Account	----- To ------ CC	To ------ Account	Feed	Mand
21	022000	DESIGNATED - OTHER									
		RES INVESTMENT EARNS	21	021000	1,300,000.00-	21	222900-20300	21	021000	Y	
		TPEG NON-RES	21	022700	100,000.00	21	022700	21	222002	Y	
		TPEG RES	21	022700	1,700,000.00	21	022700	21	222001	Y	
		** Increase in Fund Balance **			500,000.00						
21	022700	DESIGNATED TUITION SET ASIDES									
		TPEG TRANSFER SET ASIDE	21	019702	1,800,000.00	21	019702	21	022700	N	
		TPEG NON-RES	21	022000	100,000.00-	21	022700	21	222002	Y	
		TPEG RES	21	022000	1,700,000.00-	21	022700	21	222001	Y	
		** Decrease in Fund Balance **			0.00						
21	029700	DESIGNATED DEB SERVICE SET-A-SIDE									
		ENERGY SAVINGS	01	088821	210,764.00-	21	029700	01	088821	N	Y
		RSC-DESIG	01	088821	500,000.00-	21	029700	01	088821	N	Y
		** Decrease in Fund Balance **			710,764.00-						
21	030010	ATHLETICS									
		DESIG SUPPORT TO ATHL	21	021000	2,177,898.00	21	021000	21	030010	Y	
		MEMORIAL STAD	01	088821	79,950.00-	21	030010	01	088821	N	Y
		** Increase in Fund Balance **			2,097,948.00						
21	031000	RESIDENCE LIFE									
		DORM SAFETY	01	088821	122,572.00-	21	031000	01	088821	N	Y
		NEW PRIDE APTS	01	088821	492,994.00-	21	031000	01	088821	N	Y
		WHITLEY CODE COMP	01	088821	143,354.00-	21	031000	01	088821	N	Y
		** Decrease in Fund Balance **			758,920.00-						
21	031004	RES LIFE & LEARN - PRAIRIE CROSSING									
		PRAIRIE CROSSING	01	088821	699,620.00-	21	031004	01	088821	N	Y
		** Decrease in Fund Balance **			699,620.00-						
21	031006	PRIDE ROCK									
		PRIDE ROCK	01	088821	1,001,420.00-	21	031006	01	088821	N	Y
		** Decrease in Fund Balance **			1,001,420.00-						
21	031008	NEW RLL UNIT PHASE II									
		PHASE II	01	088821	1,770,192.00-	21	031008	01	088821	N	Y
		** Decrease in Fund Balance **			1,770,192.00-						
21	031010	FOOD SERVICES									
		RSC EXPANSION	01	088821	525,850.00-	21	031010	01	088821	N	Y
		** Decrease in Fund Balance **			525,850.00-						
21	032130	MEMORIAL STUDENT CENTER									
		RSC	01	088821	1,122,672.00-	21	032130	01	088821	N	Y
		** Decrease in Fund Balance **			1,122,672.00-						

Printed on a Xerox 9700 Laser Printing System at the Computing Services Center / Texas A&M University

Form: URGB01 (02/05/85)

CC	Account	Transaction Description	- Offset - CC	Account	Amount	-------- Actual Entry --------- ---- From ----- CC	Account	----- To ------ CC	Account	Feed	Mand
21	032180	RECREATION CENTER									
		MRC EXPANSION	01	088821	210,000.00-	21	032180	01	088821	N	Y
		MRC	01	088821	500,618.00-	21	032180	01	088821	N	Y
		** Decrease in Fund Balance **			710,618.00-						
21	033000	STUDENT SERVICES FEES									
		MR C	21	033180	416,000.00-	21	033000	21	033180	Y	
		** Decrease in Fund Balance **			416,000.00-						
21	033180	RECREATION CENTER SSF									
		MR C	21	033000	416,000.00	21	033000	21	033180	Y	
		** Increase in Fund Balance **			416,000.00						
21	034999	AFR AUXILIARY ADJUSTMENTS									
		AUX TUI DISC	21	049999	6,321,946.00	21	049999	21	034999	N	
		** Increase in Fund Balance **			6,321,946.00						
21	049999	AFR RESTRICTED ADJUSTMENTS									
		E/G TUI DISC	21	019999	1,771,836.00-	21	049999	21	019999	N	
		DESIG TUI DISC	21	021999	4,214,504.00-	21	049999	21	021999	N	
		AUX TUI DISC	21	034999	6,321,946.00-	21	049999	21	034999	N	
		** Decrease in Fund Balance **			12,308,286.00-						
21	080000	STATE FUNDS									
		HEF BLDG RESERV	21	018500	2,200,000.00	21	018500	21	080000	Y	
		HEF LAND	21	018500	400,000.00	21	018500	21	080000	Y	
		** Increase in Fund Balance **			2,600,000.00						

Printed on a Xerox 9700 Laser Printing System at the Computing Services Center / Texas A&M University

Form: URGB01 (02/05/85)

			Actual Entry					
		Offset	From		To			
CC	Account	Transaction Description	CC	Account	CC	Account	Feed	Mand
				Amount				

****
* *
* BLANK PAGE *
* *
****

Printed on a Xerox 9700 Laser Printing System at the Computing Services Center / Texas A&M University

Form: URGB01 (02/05/85)

CC	Account	Transaction Description	Offset CC	Offset Account	Amount	Actual Entry From CC	Actual Entry From Account	Actual Entry To CC	Actual Entry To Account	Feed	Mand
21	010000	STATE APPROPRIATIONS									
		LEG APPROP	21	100001	41,393,911.00	21	100001	21	010000	Y	
		LEG APP OASI	21	100002	2,391,200.00	21	100002	21	010000	Y	
		RDF	21	100006	141,210.00	21	100006	21	010000	Y	
		FUND 001 GIP	21	100009	6,625,314.00	21	100009	21	010000	Y	
		HEF	21	100011	10,786,313.00	21	100011	21	010000	Y	
		TRS	21	100012	1,984,400.00	21	100012	21	010000	Y	
		UCI	21	100013	21,210.00	21	100013	21	010000	Y	
		ORP	21	100022	496,100.00	21	100022	21	010000	Y	
		TX COLL WS PROG AA	21	100890	45,316.00	21	100890	21	132890-20300	Y	
		TX COLL WS PROG SS	21	100890	24,400.00	21	100890	21	132891-20300	Y	
		** Potential Increase in Fund Balan			63,909,374.00						
21	010010	LOCAL E&G REVENUE									
		TUI FALL RES	21	100100-11002	4,760,000.00	21	100100-11002	21	010010	Y	
		TUI NR FALL	21	100100-11003	1,870,000.00	21	100100-11003	21	010010	Y	
		TUI RES SPG	21	100100-12002	4,310,000.00	21	100100-12002	21	010010	Y	
		TUI NR SPG	21	100100-12003	1,600,000.00	21	100100-12003	21	010010	Y	
		TUI RES SUM I	21	100100-13002	801,000.00	21	100100-13002	21	010010	Y	
		TUI NR SUM I	21	100100-13003	240,000.00	21	100100-13003	21	010010	Y	
		TUI RES SUM II	21	100100-14002	541,000.00	21	100100-14002	21	010010	Y	
		TUI NR SUM II	21	100100-14003	150,000.00	21	100100-14003	21	010010	Y	
		TPEG LN RES FALL	21	100300-11002	82,000.00	21	100300-11002	21	010010	Y	
		TPEG LN NR FALL	21	100300-11003	5,000.00	21	100300-11003	21	010010	Y	
		TPEG LN RES SPG	21	100300-12002	78,000.00	21	100300-12002	21	010010	Y	
		TPEG LN NR SPG	21	100300-12003	4,000.00	21	100300-12003	21	010010	Y	
		TPEG LN RES SUM I	21	100300-13002	18,000.00	21	100300-13002	21	010010	Y	
		TPEG LN NR SUM I	21	100300-13003	1,000.00	21	100300-13003	21	010010	Y	
		TPEG LN RES SUM II	21	100300-14002	11,000.00	21	100300-14002	21	010010	Y	
		TPEN LN NR SUM II	21	100300-14003	1,000.00	21	100300-14003	21	010010	Y	
		TPEG GR RES FALL	21	100400-11002	740,000.00	21	100400-11002	21	010010	Y	
		TPEG GR NR FALL	21	100400-11003	46,000.00	21	100400-11003	21	010010	Y	
		TPEG GR REW SPG	21	100400-12002	700,000.00	21	100400-12002	21	010010	Y	
		TPEG GR NR SPG	21	100400-12003	45,000.00	21	100400-12003	21	010010	Y	
		TPEG GR RES SUM I	21	100400-13002	160,000.00	21	100400-13002	21	010010	Y	
		TPEG GR NR SUM I	21	100400-13003	5,000.00	21	100400-13003	21	010010	Y	
		TPEG GR RES SUM II	21	100400-14002	100,000.00	21	100400-14002	21	010010	Y	
		TPGE GR NR SUM II	21	100400-14003	4,000.00	21	100400-14003	21	010010	Y	
		GRAD TUI RES FALL	21	100500-11002	930,000.00	21	100500-11002	21	010010	Y	
		GRAT TUI NR FALL	21	100500-11003	278,000.00	21	100500-11003	21	010010	Y	
		GRAD TUI RES SPG	21	100500-12002	905,000.00	21	100500-12002	21	010010	Y	
		GRAD TUI NR SPG	21	100500-12003	252,000.00	21	100500-12003	21	010010	Y	
		GRAD TUI RES SUM I	21	100500-13002	425,000.00	21	100500-13002	21	010010	Y	
		GRAD TUI NR SUM I	21	100500-13003	69,000.00	21	100500-13003	21	010010	Y	
		GRAD TUI RES SUM II	21	100500-14002	255,000.00	21	100500-14002	21	010010	Y	
		GRAD TUI NR SUM II	21	100500-14003	53,000.00	21	100500-14003	21	010010	Y	
		FARM	21	100830	73,956.00	21	100830	21	132100-20300	Y	

Printed on a Xerox 9700 Laser Printing System at the Computing Services Center / Texas A&M University

Form: URGB01 (02/05/85)

CC	Account	Transaction Description	Offset CC	Offset Account	Amount	Actual Entry From CC	Actual Entry From Account	Actual Entry To CC	Actual Entry To Account	Feed	Mand
21	010010	LOCAL E&G REVENUE									
		INT LOCAL	21	100840	2,000.00	21	100840	21	010010	Y	
		INT STATE	21	100841	30,000.00	21	100841	21	010010	Y	
		LB FALL	21	100850-11002	40,000.00	21	100850-11002	21	010010	Y	
		LB SPG	21	100850-12002	37,000.00	21	100850-12002	21	010010	Y	
		LAB SUM I	21	100850-13002	4,000.00	21	100850-13002	21	010010	Y	
		LB SUM II	21	100850-14002	2,000.00	21	100850-14002	21	010010	Y	
		E/G BAD DEBT	21	198000-20200	250,000.00-	21	010010	21	198000-20200	Y	
		** Potential Increase in Fund Balan			19,377,956.00						
21	012000	E&G OPERATING BUDGETS									
		ART	21	120010-20300	1,117,903.00-	21	012000	21	120010-20300	Y	
		HISTORY	21	120080-20300	649,911.00-	21	012000	21	120080-20300	Y	
		LIT LANG	21	120120-20300	1,844,809.00-	21	012000	21	120120-20300	Y	
		MUSIC	21	120130-20300	1,359,088.00-	21	012000	21	120130-20300	Y	
		THATRE	21	120131-20300	460,126.00-	21	012000	21	120131-20300	Y	
		POL SCI	21	120160-20300	435,221.00-	21	012000	21	120160-20300	Y	
		SOC CRIM JUST	21	120190-20300	755,566.00-	21	012000	21	120190-20300	Y	
		AG SCI	21	120510-20300	1,082,246.00-	21	012000	21	120510-20300	Y	
		AG SCI RESEARCH TECN	21	120511-20300	27,963.00-	21	012000	21	120511-20300	Y	
		BIO	21	120520-20300	979,628.00-	21	012000	21	120520-20300	Y	
		CHEM	21	120530-20300	673,639.00-	21	012000	21	120530-20300	Y	
		COMP SCI	21	120531-20300	1,251,481.00-	21	012000	21	120531-20300	Y	
		MATH	21	120630-20300	1,095,565.00-	21	012000	21	120630-20300	Y	
		PHYSICS	21	120660-20300	682,389.00-	21	012000	21	120660-20300	Y	
		COUNSELING	21	121030-20300	787,493.00-	21	012000	21	121030-20300	Y	
		CUR / INSTRUC	21	121051-20300	2,525,457.00-	21	012000	21	121051-20300	Y	
		ED LEAD	21	121055-20300	881,868.00-	21	012000	21	121055-20300	Y	
		HELT	21	121060-20300	792,930.00-	21	012000	21	121060-20300	Y	
		HHP	21	121080-20300	912,889.00-	21	012000	21	121080-20300	Y	
		PSYCH SPEC ED	21	121160-20300	1,677,706.00-	21	012000	21	121160-20300	Y	
		SOC WORK	21	121191-20300	685,497.00-	21	012000	21	121191-20300	Y	
		ED CERT	21	121270-20300	219,423.00-	21	012000	21	121270-20300	Y	
		COEHS MENTOR CTR	21	121275-20300	108,477.00-	21	012000	21	121275-20300	Y	
		PRIDE PRE	21	121290-20300	22,000.00-	21	012000	21	121290-20300	Y	
		NURSING	21	121300-20300	734,695.00-	21	012000	21	121300-20300	Y	
		ACCTG	21	122010-20300	1,620,956.00-	21	012000	21	122010-20300	Y	
		ECO FIN	21	122050-20300	1,917,924.00-	21	012000	21	122050-20300	Y	
		MKTG BUS ANALY	21	122070-20300	1,169,136.00-	21	012000	21	122070-20300	Y	
		IET	21	122090-20300	568,788.00-	21	012000	21	122090-20300	Y	
		IET SPEC ITEM	21	122091-20301	72,706.00-	21	012000	21	122091-20301	Y	
		CONST ENG	21	122093-20300	249,170.00-	21	012000	21	122093-20300	Y	
		ELECT ENG	21	122095-20300	165,000.00-	21	012000	21	122095-20300	Y	
		MGMT	21	122130-20300	1,228,299.00-	21	012000	21	122130-20300	Y	
		BAAS	21	122150-20300	357,156.00-	21	012000	21	122150-20300	Y	
		HONORS COLL	21	127080-20300	166,021.00-	21	012000	21	127080-20300	Y	
		EXT UNIV	21	127120-20300	194,880.00-	21	012000	21	127120-20300	Y	

Printed on a Xerox 9700 Laser Printing System at the Computing Services Center / Texas A&M University

Form: URGB01 (02/05/85)

CC	Account	Transaction Description	Offset CC	Offset Account	Amount	Actual Entry From CC	Actual Entry From Account	Actual Entry To CC	Actual Entry To Account	Feed	Mand
21	012000	E&G OPERATING BUDGETS									
		COMM COLL OUT	21	127125-20300	42,157.00-	21	012000	21	127125-20300	Y	
		METROPLEX	21	127130-20300	88,365.00-	21	012000	21	127130-20300	Y	
		UNIV COLL	21	127135-20300	234,823.00-	21	012000	21	127135-20300	Y	
		UCOLL MATH SKL	21	127135-20301	212,537.00-	21	012000	21	127135-20301	Y	
		NAVARRO-CORS	21	127140-20300	164,430.00-	21	012000	21	127140-20300	Y	
		FRISCO	21	127145-20300	39,560.00-	21	012000	21	127145-20300	Y	
		INTL STUDIES	21	127590-20300	183,093.00-	21	012000	21	127590-20300	Y	
		MIDLOTHIAN	21	127700-20300	19,393.00-	21	012000	21	127700-20300	Y	
		LONG INSTRUC	21	128001	85,500.00-	21	012000	21	128001	Y	
		LONG RESARCH	21	128010	3,000.00-	21	012000	21	128010	Y	
		RES CHSSA	21	129000-20300	646,000.00-	21	012000	21	129000-20300	Y	
		RES COSE GAS	21	129050-20300	479,600.00-	21	012000	21	129050-20300	Y	
		RES COEHS GAS	21	129100-20300	470,400.00-	21	012000	21	129100-20300	Y	
		RES AG GAS	21	129150-20300	48,000.00-	21	012000	21	129150-20300	Y	
		RES COB	21	129200-20300	160,000.00-	21	012000	21	129200-20300	Y	
		RES PROVST	21	129300-20300	2,219,093.00-	21	012000	21	129300-20300	Y	
		PROV NEW FAC	21	129500-20301	487,500.00-	21	012000	21	129500-20301	Y	
		RES SUMM SAL	21	129505-20301	50,000.00-	21	012000	21	129505-20301	Y	
		COEHS SUMMER SCHOL	21	129505-20302	50,000.00-	21	012000	21	129505-20302	Y	
		COB SUMMER FUNDING	21	129505-20303	50,000.00-	21	012000	21	129505-20303	Y	
		COSE SUMMER	21	129505-20304	50,000.00-	21	012000	21	129505-20304	Y	
		LIB RES SUMM SAL	21	129505-20306	5,158.00-	21	012000	21	129505-20306	Y	
		GRAD SCH SUMM	21	129505-20307	25,537.00-	21	012000	21	129505-20307	Y	
		WINTER MINI	21	129600-20300	40,000.00-	21	012000	21	129600-20300	Y	
		GRAD SCH	21	130000-20300	513,640.00-	21	012000	21	130000-20300	Y	
		GA TUI REMIS	21	130000-20302	504,000.00-	21	012000	21	130000-20302	Y	
		GRAD GA SUPPLE	21	130000-20303	70,000.00-	21	012000	21	130000-20303	Y	
		RES GRAD	21	130000-20500	207,745.00-	21	012000	21	130000-20500	Y	
		DEAN CHSSA	21	131000-20300	484,145.00-	21	012000	21	131000-20300	Y	
		LIB STDS	21	131000-20301	52,314.00-	21	012000	21	131000-20301	Y	
		ACAD LIB ARTS	21	131000-20302	95,000.00-	21	012000	21	131000-20302	Y	
		CHSSA ADVISING	21	131000-20305	57,124.00-	21	012000	21	131000-20305	Y	
		PLANETARIUM	21	131003-20300	168,494.00-	21	012000	21	131003-20300	Y	
		DEAN COEHS	21	131100-20300	269,157.00-	21	012000	21	131100-20300	Y	
		DEAN COB	21	131200-20300	477,678.00-	21	012000	21	131200-20300	Y	
		DEAN COSE	21	131300-20300	381,833.00-	21	012000	21	131300-20300	Y	
		ASSESSMENT SVC	21	131599-20300	114,102.00-	21	012000	21	131599-20300	Y	
		LONG ACAD SUP	21	131700	130,000.00-	21	012000	21	131700	Y	
		LIB	21	132000-20300	1,517,922.00-	21	012000	21	132000-20300	Y	
		FARM	21	132100-20300	214,133.00-	21	012000	21	132100-20300	Y	
		FARM	21	132100-20300	73,956.00-	21	100830	21	132100-20300	Y	
		TUI REBATES	21	132901-20300	10,000.00-	21	012000	21	132901-20300	Y	
		RESEARCH	21	140900-20300	82,636.00-	21	012000	21	140900-20300	Y	
		NETX	21	150000-20300	77,782.00-	21	012000	21	150000-20300	Y	
		NETX DIST ED	21	150000-20302	14,250.00-	21	012000	21	150000-20302	Y	
		NETX DUAL ADJ	21	150000-20303	223,000.00-	21	012000	21	150000-20303	Y	

Printed on a Xerox 9700 Laser Printing System at the Computing Services Center / Texas A&M University

Form: URGB01 (02/05/85)

CC	Account	Transaction Description	Offset CC	Offset Account	Amount	Actual Entry From CC	Actual Entry From Account	Actual Entry To CC	Actual Entry To Account	Feed	Mand
21	012000	E&G OPERATING BUDGETS									
		NETX CAG CONT	21	150000-20305	25,000.00-	21	012000	21	150000-20305	Y	
		NETX CONT SVC	21	150000-20700	50,000.00-	21	012000	21	150000-20700	Y	
		NETX EMERG PERM	21	150001-20306	81,371.00-	21	012000	21	150001-20306	Y	
		NETX PART	21	150001-20310	14,232.00-	21	012000	21	150001-20310	Y	
		TAB SPEC ITE	21	150100-20300	456,093.00-	21	012000	21	150100-20300	Y	
		KETR	21	151010-20300	225,112.00-	21	012000	21	151010-20300	Y	
		LONG PUB SVC	21	151150	12,000.00-	21	012000	21	151150	Y	
		PRES OFF	21	160000-20300	125,445.00-	21	012000	21	160000-20300	Y	
		PRES SAL SAV	21	160000-20310	50,540.00-	21	012000	21	160000-20310	Y	
		CHIEF OF STAFF	21	160040-20300	209,912.00-	21	012000	21	160040-20300	Y	
		SAGO	21	160041-20300	33,690.00-	21	012000	21	160041-20300	Y	
		VPAA STRAT INI FUND	21	160049-20300	70,000.00-	21	012000	21	160049-20300	Y	
		COEHS MATH/SCI	21	160049-20303	65,200.00-	21	012000	21	160049-20303	Y	
		PROVOST	21	160050-20300	1,199,912.00-	21	012000	21	160050-20300	Y	
		PROV SAL SAV NF	21	160050-20310	6,239.00-	21	012000	21	160050-20310	Y	
		PROV UNEXP MER NF	21	160050-20311	11,291.00-	21	012000	21	160050-20311	Y	
		PROV EUNEXP MER FAC	21	160050-20312	108,509.00-	21	012000	21	160050-20312	Y	
		VPBA	21	160051-20300	350,921.00-	21	012000	21	160051-20300	Y	
		VPBA PER SAL SAV	21	160051-20310	177,669.00-	21	012000	21	160051-20310	Y	
		UPD PERM SAL SAV	21	160051-20311	28,738.00-	21	012000	21	160051-20311	Y	
		AVP REP	21	160052-20300	267,062.00-	21	012000	21	160052-20300	Y	
		HISP OUTREACH	21	160055-20300	127,476.00-	21	012000	21	160055-20300	Y	
		IE IR	21	161090-20300	384,221.00-	21	012000	21	161090-20300	Y	
		QEP	21	161095-20300	35,124.00-	21	012000	21	161095-20300	Y	
		CIO	21	162020-20300	196,959.00-	21	012000	21	162020-20300	Y	
		BUD BUS SVC	21	162040-20300	336,445.00-	21	012000	21	162040-20300	Y	
		BUSI SVCS	21	162045-20300	299,780.00-	21	012000	21	162045-20300	Y	
		ACCTG SVCS	21	162062-20300	494,638.00-	21	012000	21	162062-20300	Y	
		HR	21	162080-20300	668,372.00-	21	012000	21	162080-20300	Y	
		PAYROLL	21	162085-20300	157,531.00-	21	012000	21	162085-20300	Y	
		MAIL SVC	21	162120-20300	61,884.00-	21	012000	21	162120-20300	Y	
		PURCH	21	162160-20300	262,626.00-	21	012000	21	162160-20300	Y	
		CONTRACT MGMT	21	162165-20300	113,400.00-	21	012000	21	162165-20300	Y	
		TRAIN & DEV	21	162180-20300	155,785.00-	21	012000	21	162180-20300	Y	
		COMPL OFF	21	162185-20300	259,236.00-	21	012000	21	162185-20300	Y	
		SAFETY	21	162190-20300	449,427.00-	21	012000	21	162190-20300	Y	
		SHIP/REC	21	162195-20300	87,091.00-	21	012000	21	162195-20300	Y	
		UPD	21	162210-20300	1,290,515.00-	21	012000	21	162210-20300	Y	
		CHIEF MKTG OFF	21	164120-20300	150,000.00-	21	012000	21	164120-20300	Y	
		MARK COMM	21	164130-20300	558,731.00-	21	012000	21	164130-20300	Y	
		VPMRK	21	164140-20300	217,000.00-	21	012000	21	164140-20300	Y	
		VPMRK SAL SAV	21	164140-20310	7,158.00-	21	012000	21	164140-20310	Y	
		LONG INST SUPP	21	165900	63,600.00-	21	012000	21	165900	Y	
		DEAN OF STUDENTS	21	166002-20300	119,500.00-	21	012000	21	166002-20300	Y	
		HEALTH SVCS	21	166020-20300	90,000.00-	21	012000	21	166020-20300	Y	
		CAREER SVCS	21	166030-20300	10,667.00-	21	012000	21	166030-20300	Y	

Printed on a Xerox 9700 Laser Printing System at the Computing Services Center / Texas A&M University

Form: URGB01 (02/05/85)

CC	Account	Transaction Description	--- Offset --- CC	Account	Amount	-------- Actual Entry --------- ---- From ----- CC	Account	----- To ------ CC	Account	Feed	Mand
21	012000	E&G OPERATING BUDGETS									
		SDRS	21	166040-20300	9,690.00-	21	012000	21	166040-20300	Y	
		ENRO MGMT	21	166050-20300	507,503.00-	21	012000	21	166050-20300	Y	
		OSS ACC	21	166054-20300	95,404.00-	21	012000	21	166054-20300	Y	
		FRESH ADMIS	21	166060-20300	624,150.00-	21	012000	21	166060-20300	Y	
		FIN AID	21	166061-20300	777,766.00-	21	012000	21	166061-20300	Y	
		INTERNAL STD SVC	21	166090-20300	142,757.00-	21	012000	21	166090-20300	Y	
		REGISTRAR	21	166180-20300	303,767.00-	21	012000	21	166180-20300	Y	
		TRANS ADMIS	21	166200-20300	120,072.00-	21	012000	21	166200-20300	Y	
		LONG STD SVC	21	166900	91,600.00-	21	012000	21	166900	Y	
		FACILITIES REP	21	180000-20300	56,250.00-	21	012000	21	180000-20300	Y	
		UTILITIES	21	180500-20300	42,900.00-	21	012000	21	180500-20300	Y	
		LONG PLANT	21	180505	20,700.00-	21	012000	21	180505	Y	
		E/G SAL SAV	21	197000	750,000.00	21	197000	21	012000	Y	
		RES NF SPAN STIP	21	197001-20311	20,000.00-	21	012000	21	197001-20311	Y	
		RES E/G EQUITY	21	197002-20303	72,424.00-	21	012000	21	197002-20303	Y	
		** Potential Decrease in Fund Balan			53,368,148.00-						
21	013260	OTHER STATE PROGRAMS									
		TX COLL WS PROG AA	21	132890-20300	45,316.00-	21	100890	21	132890-20300	Y	
		TX COLL WS PROG SS	21	132891-20300	24,400.00-	21	100890	21	132891-20300	Y	
		** Potential Decrease in Fund Balan			69,716.00-						
21	014000	RESEARCH DEVELOPMENT FUND									
		RESEARCH EXCEL	21	140800-20300	103,210.00-	21	014000	21	140800-20300	Y	
		PROJ ADMIN	21	140800-20301	38,000.00-	21	014000	21	140800-20301	Y	
		** Potential Decrease in Fund Balan			141,210.00-						
21	017000	BENEFITS E&G									
		LOCAL GIP INST	21	170001	1,130,000.00-	21	017000	21	170001	Y	
		LOCAL GIP RES	21	170002	15,000.00-	21	017000	21	170002	Y	
		LOCAL GIP PUB SVC	21	170003	32,500.00-	21	017000	21	170003	Y	
		LOCAL GIP ACAD SUPP	21	170004	235,000.00-	21	017000	21	170004	Y	
		LOCAL GIP STD SVC	21	170005	173,000.00-	21	017000	21	170005	Y	
		LOCAL GIP INST SUPP	21	170006	256,000.00-	21	017000	21	170006	Y	
		LOCAL GIP PLANT	21	170007	91,600.00-	21	017000	21	170007	Y	
		LOCAL GIP RETIREE	21	170101	964,582.00-	21	017000	21	170101	Y	
		INST WCI INST	21	171001	92,000.00-	21	017000	21	171001	Y	
		INST WCI RES	21	171002	500.00-	21	017000	21	171002	Y	
		INST WCI PUB SVC	21	171003	2,000.00-	21	017000	21	171003	Y	
		INST WCI ACAD SUPP	21	171004	20,000.00-	21	017000	21	171004	Y	
		INST WCI STD SVC	21	171005	15,000.00-	21	017000	21	171005	Y	
		INST WCI INST SUPP	21	171006	18,000.00-	21	017000	21	171006	Y	
		INST WCI PLANT	21	171007	10,000.00-	21	017000	21	171007	Y	
		LOCAL RET INST	21	172001	537,000.00-	21	017000	21	172001	Y	
		LOCAL RET RES	21	172002	2,800.00-	21	017000	21	172002	Y	
		LOCAL RET PUB SVC	21	172003	9,800.00-	21	017000	21	172003	Y	

Printed on a Xerox 9700 Laser Printing System at the Computing Services Center / Texas A&M University

Form: URGB01 (02/05/85)

CC	Account	Transaction Description	--- Offset --- CC	Account	Amount	-------- Actual Entry --------- ---- From ----- CC	Account	----- To ------ CC	Account	Feed	Mand
21	017000	BENEFITS E&G									
		LOCAL RET ACAD SUPP	21	172004	112,000.00-	21	017000	21	172004	Y	
		LOCAL RET STD SVC	21	172005	78,000.00-	21	017000	21	172005	Y	
		LOCAL RET INST SUPP	21	172006	105,000.00-	21	017000	21	172006	Y	
		LOCAL RET PLANT	21	172007	55,000.00-	21	017000	21	172007	Y	
		LOC OASI INST	21	173001	768,100.00-	21	017000	21	173001	Y	
		LOC OASI RES	21	173002	4,000.00-	21	017000	21	173002	Y	
		LOC OASI PUB SVC	21	173003	14,300.00-	21	017000	21	173003	Y	
		LOC OASI ACAD SUPP	21	173004	161,000.00-	21	017000	21	173004	Y	
		LOC OASI STD SVC	21	173005	114,000.00-	21	017000	21	173005	Y	
		LOC OASI INST SUPP	21	173006	150,000.00-	21	017000	21	173006	Y	
		LOC OASI PLANT	21	173007	80,000.00-	21	017000	21	173007	Y	
		INST UCI INST	21	174001	18,000.00-	21	017000	21	174001	Y	
		INST UCI RES	21	174002	100.00-	21	017000	21	174002	Y	
		INST UCI PUB SVC	21	174003	300.00-	21	017000	21	174003	Y	
		INST UCI ACAD SUPP	21	174004	3,700.00-	21	017000	21	174004	Y	
		INST UCI STD SVC	21	174005	2,600.00-	21	017000	21	174005	Y	
		INST UCI INST SUPP	21	174006	3,500.00-	21	017000	21	174006	Y	
		INST UCI PLANT	21	174007	1,800.00-	21	017000	21	174007	Y	
		STATE UCI INST	21	175001	11,700.00-	21	017000	21	175001	Y	
		STATEUCI RES	21	175002	100.00-	21	017000	21	175002	Y	
		STATEUCI PUB SVC	21	175003	300.00-	21	017000	21	175003	Y	
		STATEUCI ACAD SUPP	21	175004	2,500.00-	21	017000	21	175004	Y	
		STATEUCI STD SVC	21	175005	1,800.00-	21	017000	21	175005	Y	
		STATEUCI INST SUPP	21	175006	2,600.00-	21	017000	21	175006	Y	
		STATEUCI PLANT	21	175007	1,000.00-	21	017000	21	175007	Y	
		STATE RET INSTRUC	21	176001	1,481,800.00-	21	017000	21	176001	Y	
		STATE RET RES	21	176002	7,700.00-	21	017000	21	176002	Y	
		STATE RET PUB SVC	21	176003	27,000.00-	21	017000	21	176003	Y	
		STATE RET ACAD SUPP	21	176004	309,000.00-	21	017000	21	176004	Y	
		STATE RET STD SVC	21	176005	215,000.00-	21	017000	21	176005	Y	
		STATE RET INST SUPP	21	176006	287,000.00-	21	017000	21	176006	Y	
		STATE RET PLANT	21	176007	153,000.00-	21	017000	21	176007	Y	
		FUND 1 OASI INST	21	178001	1,427,200.00-	21	017000	21	178001	Y	
		FUND 1 OASI RES	21	178002	7,500.00-	21	017000	21	178002	Y	
		FUND 1 OASI PUB SVC	21	178003	26,000.00-	21	017000	21	178003	Y	
		FUND 1 OASI ACAD SUP	21	178004	300,000.00-	21	017000	21	178004	Y	
		FUND 1 OASI STD SVC	21	178005	207,000.00-	21	017000	21	178005	Y	
		FUND 1 OASI INST SUPP	21	178006	276,500.00-	21	017000	21	178006	Y	
		FUND 1 OASI PLANT	21	178007	147,000.00-	21	017000	21	178007	Y	
		FUND 1 GIP INST	21	179001	2,800,000.00-	21	017000	21	179001	Y	
		FUND 1 GIP RES	21	179002	45,000.00-	21	017000	21	179002	Y	
		FUND 1 GIP PUB SVC	21	179003	96,000.00-	21	017000	21	179003	Y	
		FUND 1 GIP ACAD SUP	21	179004	510,000.00-	21	017000	21	179004	Y	
		FUND 1 GIPI STD SVC	21	179005	535,000.00-	21	017000	21	179005	Y	
		FUND 1 GIP INST SUPP	21	179006	205,000.00-	21	017000	21	179006	Y	
		FUND 1 GIPI PLANT	21	179007	200,000.00-	21	017000	21	179007	Y	

Printed on a Xerox 9700 Laser Printing System at the Computing Services Center / Texas A&M University

Form: URGB01 (02/05/85)

CC	Account	Transaction Description	--- Offset --- CC	Account	Amount	-------- Actual Entry --------- ---- From ----- CC	Account	----- To ------ CC	Account	Feed	Mand
21	017000	BENEFITS E&G									
		FUND 1 GIP UNALLOC	21	179009	333,333.00-	21	017000	21	179009	Y	
		FUND 1 GIP RETIREES	21	179011	1,900,981.00-	21	017000	21	179011	Y	
		** Potential Decrease in Fund Balan			16,793,196.00-						
21	018500	E&G HEF BUDGETS									
		HEF LIB SERIALS	21	132001-20300	350,000.00-	21	018500	21	132001-20300	Y	
		HEF LIB MONOGRAPHS	21	132001-20302	235,000.00-	21	018500	21	132001-20302	Y	
		HEF VPAA	21	185001-20300	1,475,000.00-	21	018500	21	185001-20300	Y	
		HEF VPBA	21	185002-20301	700,000.00-	21	018500	21	185002-20301	Y	
		HEF VPMRK	21	185003-20300	22,500.00-	21	018500	21	185003-20300	Y	
		HEF VPIA	21	185005-20300	17,500.00-	21	018500	21	185005-20300	Y	
		HEF UNALLOC	21	185010-20300	783,881.00-	21	018500	21	185010-20300	Y	
		HEF CIO	21	185020-20300	900,000.00-	21	018500	21	185020-20300	Y	
		HEF DEF MAINT	21	185040-20300	1,500,000.00-	21	018500	21	185040-20300	Y	
		HEF CLASSRM TECH	21	185050-20300	1,600,000.00-	21	018500	21	185050-20300	Y	
		HEF TELEPHONE SWITCH	21	185052-20300	100,000.00-	21	018500	21	185052-20300	Y	
		HEF UPD CAMERAS/VEHICLES	21	185053-20300	150,000.00-	21	018500	21	185053-20300	Y	
		HEF PRES	21	196505-20300	10,000.00-	21	018500	21	196505-20300	Y	
		** Potential Decrease in Fund Balan			7,843,881.00-						
21	021000	DESIGNATED									
		DESIG FALL	21	200001-11002	11,600,000.00	21	200001-11002	21	021000	Y	
		DESIG TUI SPG	21	200001-12002	10,600,000.00	21	200001-12002	21	021000	Y	
		DESIG TUI SUM I	21	200001-13002	2,070,000.00	21	200001-13002	21	021000	Y	
		DESIG TUI SUM II	21	200001-14002	1,420,000.00	21	200001-14002	21	021000	Y	
		DESIG TUI BAD DEBT	21	200001-20200	530,000.00-	21	021000	21	200001-20200	Y	
		DESIG TUI SETAS FALL	21	200003-11002	1,000,000.00	21	200003-11002	21	021000	Y	
		DESIG TUI SETAS SPG	21	200003-12002	970,000.00	21	200003-12002	21	021000	Y	
		DESIG TUI SETAS SUM II	21	200003-13002	190,000.00	21	200003-13002	21	021000	Y	
		DESIG TUI SETAS SUM II	21	200003-14002	120,000.00	21	200003-14002	21	021000	Y	
		DESIG INVESTMT	21	200005-10000	1,270,000.00	21	200005-10000	21	021000	Y	
		DIST ED FALL	21	200007-11002	2,250,000.00	21	200007-11002	21	021000	Y	
		DIST ED SPG	21	200007-12002	2,150,000.00	21	200007-12002	21	021000	Y	
		DIST ED SUM I	21	200007-13002	800,000.00	21	200007-13002	21	021000	Y	
		DIST ED SUM II	21	200007-14002	550,000.00	21	200007-14002	21	021000	Y	
		DIST ED BAD DEBT	21	200007-20200	100,000.00-	21	021000	21	200007-20200	Y	
		DIST ED ECOLL	21	200007-20300	1,200,000.00-	21	021000	21	200007-20300	Y	
		DIET ED UNALLOC	21	200007-20301	35,216.00-	21	021000	21	200007-20301	Y	
		DIST ED OPERA	21	200007-20302	40,000.00-	21	021000	21	200007-20302	Y	
		DIST ED	21	200007-20305	411,567.00-	21	021000	21	200007-20305	Y	
		DIST ED MKTG	21	200007-20308	10,000.00-	21	021000	21	200007-20308	Y	
		DIST ED CONT SVC	21	200007-20309	20,000.00-	21	021000	21	200007-20309	Y	
		DIST ED COURSE DESIGN	21	200007-20310	10,000.00-	21	021000	21	200007-20310	Y	
		DIST ED CIO	21	200007-20311	197,828.00-	21	021000	21	200007-20311	Y	
		DIST ED CTIS	21	200007-20312	15,000.00-	21	021000	21	200007-20312	Y	
		DIST ED FAC UPGRDS	21	200007-20315	227,507.00-	21	021000	21	200007-20315	Y	

Printed on a Xerox 9700 Laser Printing System at the Computing Services Center / Texas A&M University

Form: URGB01 (02/05/85)

CC	Account	Transaction Description	--- Offset --- CC	Account	Amount	-------- Actual Entry --------- ---- From ----- CC	Account	----- To ------ CC	Account	Feed	Mand
21	021000	DESIGNATED									
		DIST ED CONTRACT PYMT IT	21	200007-20350	1,250,000.00-	21	021000	21	200007-20350	Y	
		PROG DEL FALL	21	200009-11002	151,000.00	21	200009-11002	21	021000	Y	
		PROG DEL SPG	21	200009-12002	137,000.00	21	200009-12002	21	021000	Y	
		PROG DEL SUM I	21	200009-13002	28,000.00	21	200009-13002	21	021000	Y	
		PROG DEL SUM II	21	200009-14002	7,000.00	21	200009-14002	21	021000	Y	
		PROG DEL BAD DEBT	21	200009-20200	5,100.00-	21	021000	21	200009-20200	Y	
		PROG DEL OFF CAMP EXP	21	200009-20300	15,000.00-	21	021000	21	200009-20300	Y	
		PROG DEL COLLIN CNTY LEASE	21	200009-20305	195,000.00-	21	021000	21	200009-20305	Y	
		PROG DEL RES	21	200009-20500	5,600.00-	21	021000	21	200009-20500	Y	
		OOS DIST FALL	21	200010-11002	1,400,000.00	21	200010-11002	21	021000	Y	
		OOS DIST SPG	21	200010-12002	1,300,000.00	21	200010-12002	21	021000	Y	
		OOS SUM I	21	200010-13002	400,000.00	21	200010-13002	21	021000	Y	
		OOS SUM II	21	200010-14002	340,000.00	21	200010-14002	21	021000	Y	
		ONLINE OOSBAD DEBT	21	200010-20200	50,000.00-	21	021000	21	200010-20200	Y	
		NURSING FEE BAD DEBT	21	200011-11002	960.00	21	200011-11002	21	200011-20200	Y	
		NURSING OM	21	200011-11002	28,040.00	21	200011-11002	21	200011-20300	Y	
		NURSING OM	21	200011-12002	28,500.00	21	200011-12002	21	200011-20300	Y	
		NURSING OM	21	200011-13002	5,200.00	21	200011-13002	21	200011-20300	Y	
		NURSING FEE BAD DEBT	21	200011-20200	960.00-	21	200011-11002	21	200011-20200	Y	
		NURSING OM	21	200011-20300	28,500.00-	21	200011-12002	21	200011-20300	Y	
		NURSING OM	21	200011-20300	5,200.00-	21	200011-13002	21	200011-20300	Y	
		NURSING OM	21	200011-20300	28,040.00-	21	200011-11002	21	200011-20300	Y	
		ALUMNI	21	200100-20300	262,091.00-	21	021000	21	200100-20300	Y	
		PRIDE	21	200100-20301	96,900.00-	21	021000	21	200100-20301	Y	
		ARTIST IN RES	21	200102-20300	8,043.00-	21	021000	21	200102-20300	Y	
		A/M SYST SUPP	21	200104-20300	1,250,000.00-	21	021000	21	200104-20300	Y	
		ATHL GANTS	21	200106-20300	80,000.00-	21	021000	21	200106-20300	Y	
		BANK SVC CHG	21	200200-20300	20,000.00-	21	021000	21	200200-20300	Y	
		CREDIT CARD SVC	21	200306-20300	200,000.00-	21	021000	21	200306-20300	Y	
		COMM DEV SYMP	21	200307-20300	7,207.00-	21	021000	21	200307-20300	Y	
		CAT 7 SCHED	21	200309-20300	17,042.00-	21	021000	21	200309-20300	Y	
		COEHS CACREP	21	200311-20300	5,000.00-	21	021000	21	200311-20300	Y	
		COMM ENGAGEMENT MEDIA	21	200313-20300	14,911.00-	21	021000	21	200313-20300	Y	
		VPMRK COMM REL	21	200313-20302	12,845.00-	21	021000	21	200313-20302	Y	
		VPIA	21	200400-20300	835,305.00-	21	021000	21	200400-20300	Y	
		ADV OPER	21	200400-20301	73,660.00-	21	021000	21	200400-20301	Y	
		ADV TRAVEL	21	200400-20302	37,500.00-	21	021000	21	200400-20302	Y	
		VPIA SAL SAV	21	200400-20310	37,565.00-	21	021000	21	200400-20310	Y	
		ADV SVCS	21	200401-20300	340,061.00-	21	021000	21	200401-20300	Y	
		DALLAS ED CTR	21	200402-20300	680,000.00-	21	021000	21	200402-20300	Y	
		UCD	21	200402-20301	56,084.00-	21	021000	21	200402-20301	Y	
		NAVARRO BLDG	21	200402-20310	60,000.00-	21	021000	21	200402-20310	Y	
		SUMMER SCH BUS MOD	21	200485-20300	475,000.00-	21	021000	21	200485-20300	Y	
		DEAN COSE	21	200490-20300	18,002.00-	21	021000	21	200490-20300	Y	
		RES DEAN COSE	21	200490-20301	34,789.00-	21	021000	21	200490-20301	Y	
		ORSP DIR	21	200495-20300	89,028.00-	21	021000	21	200495-20300	Y	

Printed on a Xerox 9700 Laser Printing System at the Computing Services Center / Texas A&M University

Form: URGB01 (02/05/85)

CC	Account	Transaction Description	Offset CC	Offset Account	Amount	Actual Entry From CC	Actual Entry From Account	Actual Entry To CC	Actual Entry To Account	Feed	Mand
21	021000	DESIGNATED									
		GRAD RESEEARCH	21	200496-20301	3,559.00-	21	021000	21	200496-20301	Y	
		DEAN CHSSAA	21	200497-20300	16,900.00-	21	021000	21	200497-20300	Y	
		RES DEAN CHSSA	21	200497-20301	33,483.00-	21	021000	21	200497-20301	Y	
		DEAN COEHS	21	200498-20300	61,346.00-	21	021000	21	200498-20300	Y	
		COEHS MEM	21	200498-20302	7,700.00-	21	021000	21	200498-20302	Y	
		RES DEAN COB	21	200499-20300	24,862.00-	21	021000	21	200499-20300	Y	
		ENRO MGMT	21	200500-20300	66,594.00-	21	021000	21	200500-20300	Y	
		ENRO MGMT MAIL	21	200500-20301	51,604.00-	21	021000	21	200500-20301	Y	
		ENRO RECRUIT	21	200500-20303	36,181.00-	21	021000	21	200500-20303	Y	
		EM TELECOUNSELING	21	200500-20304	27,570.00-	21	021000	21	200500-20304	Y	
		EM EMAS	21	200500-20305	9,700.00-	21	021000	21	200500-20305	Y	
		EM CALL CTR	21	200500-20308	20,800.00-	21	021000	21	200500-20308	Y	
		SCHOLARSHIP	21	200505-20300	2,637,116.00-	21	021000	21	200505-20300	Y	
		CHOL DEC COMM GRADS	21	200505-20302	62,000.00-	21	021000	21	200505-20302	Y	
		SCHOL GRAD	21	200505-20308	10,000.00-	21	021000	21	200505-20308	Y	
		ENRO SCHOL	21	200505-20320	150,000.00-	21	021000	21	200505-20320	Y	
		REG/MAY SCHOL	21	200520-20305	200,000.00-	21	021000	21	200520-20305	Y	
		DEPEND SCHOL	21	200520-20310	50,000.00-	21	021000	21	200520-20310	Y	
		CONTINGENCY SCHOL	21	200520-20315	245,000.00-	21	021000	21	200520-20315	Y	
		COMP SCI SCHOL	21	200520-20320	75,000.00-	21	021000	21	200520-20320	Y	
		FAC DEV	21	200600-20300	18,338.00-	21	021000	21	200600-20300	Y	
		COEHS FAC DEV	21	200600-20303	1,843.00-	21	021000	21	200600-20303	Y	
		HR RECRUITMT	21	200601-20300	50,023.00-	21	021000	21	200601-20300	Y	
		FAC SENATE	21	200602-20300	4,000.00-	21	021000	21	200602-20300	Y	
		AWARDS	21	200605-20300	30,000.00-	21	021000	21	200605-20300	Y	
		HONORS	21	200801-20300	24,621.00-	21	021000	21	200801-20300	Y	
		HEALTH SVCS	21	200802-20300	10,000.00-	21	021000	21	200802-20300	Y	
		HONORS COLL	21	200803-20301	2,398,959.00-	21	021000	21	200803-20301	Y	
		INSTIT MEMBERSHIPS	21	200902-20300	42,000.00-	21	021000	21	200902-20300	Y	
		INSURANCE POLCY	21	200903-20300	200,000.00-	21	021000	21	200903-20300	Y	
		LIB LATE NIGHT COMP	21	201200-20300	37,842.00-	21	021000	21	201200-20300	Y	
		MATCH NEW HORIZ	21	201300-20300	6,000.00-	21	021000	21	201300-20300	Y	
		MUSIC	21	201301-20300	4,882.00-	21	021000	21	201301-20300	Y	
		AUX CORP INSTRUCT	21	201301-20301	804.00-	21	021000	21	201301-20301	Y	
		BAND TRIPS	21	201301-20302	8,006.00-	21	021000	21	201301-20302	Y	
		INSTRUMENT REP	21	201301-20303	2,341.00-	21	021000	21	201301-20303	Y	
		STD BAND	21	201301-20305	18,693.00-	21	021000	21	201301-20305	Y	
		MUSIC SCHOLAR	21	201301-20306	207,000.00-	21	021000	21	201301-20306	Y	
		MARCH BAND SCHOLAR	21	201301-20307	32,751.00-	21	021000	21	201301-20307	Y	
		MUSIC CHORALE	21	201301-20309	2,950.00-	21	021000	21	201301-20309	Y	
		MARKETING	21	201302-20300	50,000.00-	21	021000	21	201302-20300	Y	
		MEDIA PLACEMENT	21	201303-20300	205,552.00-	21	021000	21	201303-20300	Y	
		TRIO	21	201304-20300	4,607.00-	21	021000	21	201304-20300	Y	
		METROPLEX LEASE	21	201306-20300	275,000.00-	21	021000	21	201306-20300	Y	
		MUSIC LIC FEES	21	201308-20300	8,117.00-	21	021000	21	201308-20300	Y	
		CHIEF STAFF	21	201575-20301	15,758.00-	21	021000	21	201575-20301	Y	

Printed on a Xerox 9700 Laser Printing System at the Computing Services Center / Texas A&M University

Form: URGB01 (02/05/85)

CC	Account	Transaction Description	Offset CC	Offset Account	Amount	Actual Entry From CC	Actual Entry From Account	Actual Entry To CC	Actual Entry To Account	Feed	Mand
21	021000	DESIGNATED									
		PRES HOME	21	201601-20300	10,200.00-	21	021000	21	201601-20300	Y	
		PRES OFF	21	201603-20300	324,546.00-	21	021000	21	201603-20300	Y	
		FLAG FUND	21	201603-20303	3,200.00-	21	021000	21	201603-20303	Y	
		DEF COMP PRES	21	201603-20310	50,000.00-	21	021000	21	201603-20310	Y	
		PRES RECOGNITION	21	201604-20300	5,570.00-	21	021000	21	201604-20300	Y	
		EXEC SEARCHES	21	201607-20300	10,000.00-	21	021000	21	201607-20300	Y	
		MRC MEM SUPPORT	21	201615-20300	28,000.00-	21	021000	21	201615-20300	Y	
		PRES COMM	21	201616-20300	6,000.00-	21	021000	21	201616-20300	Y	
		SHREDDING	21	201800-20300	4,000.00-	21	021000	21	201800-20300	Y	
		RODEO SCHOL	21	201802-20300	75,000.00-	21	021000	21	201802-20300	Y	
		SEBAC	21	201914-20300	1,198.00-	21	021000	21	201914-20300	Y	
		SCHOLARSHIP EMPLOY	21	201915-20300	125,000.00-	21	021000	21	201915-20300	Y	
		STAFF COUNCIL	21	201928-20300	5,000.00-	21	021000	21	201928-20300	Y	
		SARA	21	201929-20300	10,000.00-	21	021000	21	201929-20300	Y	
		TAB	21	202008-20300	306,670.00-	21	021000	21	202008-20300	Y	
		RODEO	21	202010-20300	166,696.00-	21	021000	21	202010-20300	Y	
		MANE EVENT	21	202100-20300	22,630.00-	21	021000	21	202100-20300	Y	
		UPWARD BOUND	21	202103-20300	2,275.00-	21	021000	21	202103-20300	Y	
		UTILITIES	21	202104-20300	2,555,000.00-	21	021000	21	202104-20300	Y	
		VET AFF	21	202201-20300	4,208.00-	21	021000	21	202201-20300	Y	
		VPBA LEAD COHORT	21	202280-20300	15,000.00-	21	021000	21	202280-20300	Y	
		CIO	21	202290-20301	50,000.00-	21	021000	21	202290-20301	Y	
		CIO WEB PORTAL	21	202290-20307	40,000.00-	21	021000	21	202290-20307	Y	
		VPAA OM	21	202295-20300	51,338.00-	21	021000	21	202295-20300	Y	
		VPAB	21	202296-20300	33,258.00-	21	021000	21	202296-20300	Y	
		BRDC	21	202296-20302	2,000.00-	21	021000	21	202296-20302	Y	
		MEDIA PUB REL	21	202297-20300	19,823.00-	21	021000	21	202297-20300	Y	
		COMM REL PRES	21	202297-20301	35,344.00-	21	021000	21	202297-20301	Y	
		WORK STUDY MATCH SS	21	202301-20300	52,210.00-	21	021000	21	202301-20300	Y	
		WORK STUDY ACAD	21	202302-20300	96,535.00-	21	021000	21	202302-20300	Y	
		STATE MATCH AA	21	202304-20300	15,621.00-	21	021000	21	202304-20300	Y	
		STATE MATCH SS	21	202305-20300	8,411.00-	21	021000	21	202305-20300	Y	
		RES BUD ADJ	21	202800-20300	40,000.00-	21	021000	21	202800-20300	Y	
		UNALLOC BUD	21	202800-20301	920,147.00-	21	021000	21	202800-20301	Y	
		TRANS SALARIES	21	202800-20304	200,000.00-	21	021000	21	202800-20304	Y	
		RES SUMMER ADJ	21	202801-20301	1,995,871.00-	21	021000	21	202801-20301	Y	
		RES VPBA	21	202802-20300	16,900.00-	21	021000	21	202802-20300	Y	
		RES BUD ADJ SA	21	202804-20300	13,976.00-	21	021000	21	202804-20300	Y	
		PRES CONTINGENCY	21	202805-20300	19,794.00-	21	021000	21	202805-20300	Y	
		RES VPAA CONTINGENCY	21	202806-20300	85,758.00-	21	021000	21	202806-20300	Y	
		KOREAN PROG	21	202816-20300	50,000.00-	21	021000	21	202816-20300	Y	
		ATHL POST SEASON	21	202821-20300	150,000.00-	21	021000	21	202821-20300	Y	
		EXCISE TAX	21	202821-20301	30,000.00-	21	021000	21	202821-20301	Y	
		RES EVENT CTR	21	202822-20300	270,000.00-	21	021000	21	202822-20300	Y	
		FRES ADMIS BAD DEBT	21	210012-10000	6,120.00	21	210012-10000	21	210012-20200	Y	
		FRES ADMIS	21	210012-10000	163,880.00	21	210012-10000	21	210012-20300	Y	

Printed on a Xerox 9700 Laser Printing System at the Computing Services Center / Texas A&M University

Form: URGB01 (02/05/85)

CC	Account	Transaction Description	--- Offset --- CC	Account	Amount	-------- Actual Entry --------- ---- From ----- CC	Account	----- To ------ CC	Account	Feed	Mand
21	021000	DESIGNATED									
		FRES ADMIS BAD DEBT	21	210012-20200	6,120.00-	21	210012-10000	21	210012-20200	Y	
		FRES ADMIS	21	210012-20300	163,880.00-	21	210012-10000	21	210012-20300	Y	
		INTL ADMIN FEE	21	210018-10000	60,000.00	21	210018-10000	21	210018-20300	Y	
		INTL ADMIN FEE	21	210018-20300	60,000.00-	21	210018-10000	21	210018-20300	Y	
		COB ENHANCE FALL	21	210029-11002	300,000.00	21	210029-11002	21	210029-20300	Y	
		COB ENHANCE SPG	21	210029-12002	275,000.00	21	210029-12002	21	210029-20300	Y	
		COB ENHANCE SUM I	21	210029-13002	100,000.00	21	210029-13002	21	210029-20300	Y	
		COB ENHANCE SUM II	21	210029-14002	75,000.00	21	210029-14002	21	210029-20300	Y	
		COB ENHANCE SUM I	21	210029-20300	100,000.00-	21	210029-13002	21	210029-20300	Y	
		COB ENHANCE SPG	21	210029-20300	275,000.00-	21	210029-12002	21	210029-20300	Y	
		COB ENHANCE SUM II	21	210029-20300	75,000.00-	21	210029-14002	21	210029-20300	Y	
		COB ENHANCE FALL	21	210029-20300	300,000.00-	21	210029-11002	21	210029-20300	Y	
		CTIS	21	210032-20300	14,340.00-	21	021000	21	210032-20300	Y	
		IT HDWE MAINT	21	210032-20305	30,000.00-	21	021000	21	210032-20305	Y	
		PD RES SAL CHGS	21	210050-20208	2,144.00	21	210050-20208	21	210050-20950	Y	
		PD CPD ADMIN OH	21	210050-20208	7,056.00	21	210050-20208	21	210050-20949	Y	
		PD CPD ADMIN OH	21	210050-20949	7,056.00-	21	210050-20208	21	210050-20949	Y	
		PD RES SAL CHGS	21	210050-20950	2,144.00-	21	210050-20208	21	210050-20950	Y	
		FIN AID	21	210060-20300	40,000.00-	21	021000	21	210060-20300	Y	
		LIB LAB	21	210122-20302	30,452.00-	21	021000	21	210122-20302	Y	
		LION CAMP	21	210125-20300	29,100.00-	21	021000	21	210125-20300	Y	
		COUNS CLINIC	21	210160-20300	1,464.00	21	210160-20300	21	021000	Y	
		STUDENT FEE COLLECTS	21	210190-11002	350,000.00	21	210190-11002	21	210190-20300	Y	
		STUDENT FEE COLLECTS	21	210190-20300	350,000.00-	21	210190-11002	21	210190-20300	Y	
		COEHS SPEC EV	21	210191-20302	1,261.00-	21	021000	21	210191-20302	Y	
		SPEC EVENT COSE	21	210191-20303	2,615.00-	21	021000	21	210191-20303	Y	
		SPEC EVEN VPSAS	21	210193-20300	3,000.00-	21	021000	21	210193-20300	Y	
		SPEC EVENT	21	210196-20300	48,700.00-	21	021000	21	210196-20300	Y	
		SPEC EVENT BA	21	210197-20300	4,850.00-	21	021000	21	210197-20300	Y	
		RES SAL SAV	21	210451-20306	750,000.00-	21	021000	21	210451-20306	Y	
		RES FAC MERIT	21	210452-20301	5,424.00-	21	021000	21	210452-20301	Y	
		RES NONFAC MER	21	210452-20302	75,000.00-	21	021000	21	210452-20302	Y	
		RES EQUITY ADJ	21	210452-20303	200,000.00-	21	021000	21	210452-20303	Y	
		RES FUTURE MERIT	21	210452-20304	1,100,000.00-	21	021000	21	210452-20304	Y	
		RES FRINGE BENEF	21	210459	700,000.00-	21	021000	21	210459	Y	
		ACA PYMTSSS	21	210465	100,000.00-	21	021000	21	210465	Y	
		PRES PERM ALLOC	21	210994-20301	300,000.00-	21	021000	21	210994-20301	Y	
		DEF MAINT	21	210997-20320	500,000.00-	21	021000	21	210997-20320	Y	
		DEF MAINT-AUX	21	210997-20330	50,000.00-	21	021000	21	210997-20330	Y	
		TURF REPLACE	21	210997-20345	50,000.00-	21	021000	21	210997-20345	Y	
		FACILITIES MGMT	21	240000-20300	1,950.00-	21	021000	21	240000-20300	Y	
		DOOR ACCESS	21	240000-20305	38,000.00-	21	021000	21	240000-20305	Y	
		AVP REP OPER	21	240052-20300	12,930.00-	21	021000	21	240052-20300	Y	
		AVP TRECS MAINT	21	240052-20301	9,000.00-	21	021000	21	240052-20301	Y	
		VPBA TRAVEL	21	240053-20300	2,000.00-	21	021000	21	240053-20300	Y	
		ENVIRON MGMT	21	240080-20301	10,000.00-	21	021000	21	240080-20301	Y	

Printed on a Xerox 9700 Laser Printing System at the Computing Services Center / Texas A&M University

Form: URGB01 (02/05/85)

CC	Account	Transaction Description	Offset CC	Offset Account	Amount	Actual Entry From CC	Actual Entry From Account	Actual Entry To CC	Actual Entry To Account	Feed	Mand
21	021000	DESIGNATED									
		FAC CONT OPS	21	240090-20300	4,500,000.00-	21	021000	21	240090-20300	Y	
		FAC CONTRACT-IRRIGATION	21	240090-20301	220,000.00-	21	021000	21	240090-20301	Y	
		FAC CONTRACTS SAVINGS	21	240090-20301	396,230.00-	21	021000	21	240090-20301	Y	
		BUDGET OFF	21	242040-20300	16,628.00-	21	021000	21	242040-20300	Y	
		BUS SVCS	21	242045-20300	4,170.00-	21	021000	21	242045-20300	Y	
		BUS SVC BANK	21	242045-20303	12,000.00-	21	021000	21	242045-20303	Y	
		ACCTG SVC OM	21	242062-20300	94,112.00-	21	021000	21	242062-20300	Y	
		CONCUR MAINT	21	242062-20303	26,000.00-	21	021000	21	242062-20303	Y	
		ARMORED CAR SVC	21	242062-20305	5,000.00-	21	021000	21	242062-20305	Y	
		HR OPERS	21	242080-20300	29,779.00-	21	021000	21	242080-20300	Y	
		HR BENEF/RETIRE	21	242080-20302	9,320.00-	21	021000	21	242080-20302	Y	
		HR BACKGRND CKS	21	242080-20306	25,000.00-	21	021000	21	242080-20306	Y	
		HR WELLNESS	21	242080-20312	11,000.00-	21	021000	21	242080-20312	Y	
		HR EAP	21	242080-20316	20,000.00-	21	021000	21	242080-20316	Y	
		PAYROLL OM	21	242085-20300	18,517.00-	21	021000	21	242085-20300	Y	
		MAIL SVC	21	242120-20300	34,741.00-	21	021000	21	242120-20300	Y	
		PURCH	21	242160-20300	15,205.00-	21	021000	21	242160-20300	Y	
		PURCH/HUB	21	242160-20301	4,070.00-	21	021000	21	242160-20301	Y	
		PURCH PROC SYS	21	242160-20302	44,850.00-	21	021000	21	242160-20302	Y	
		CONTRACT MGMT	21	242165-20300	8,930.00-	21	021000	21	242165-20300	Y	
		TRAIN & DEV	21	242180-20300	4,922.00-	21	021000	21	242180-20300	Y	
		TRAN * DEV EMPL RECOG	21	242180-20301	6,000.00-	21	021000	21	242180-20301	Y	
		COMPL OFF	21	242185-20300	34,577.00-	21	021000	21	242185-20300	Y	
		SAFETY OFF	21	242190-20300	112,559.00-	21	021000	21	242190-20300	Y	
		SAFETY FIRE EXT	21	242190-20302	30,000.00-	21	021000	21	242190-20302	Y	
		LABE SAFETY	21	242190-20307	9,450.00-	21	021000	21	242190-20307	Y	
		SAFETY EVENT SVC	21	242190-20310	17,000.00-	21	021000	21	242190-20310	Y	
		SHIP/REC	21	242195-20300	11,138.00-	21	021000	21	242195-20300	Y	
		UPD	21	242210-20300	51,760.00-	21	021000	21	242210-20300	Y	
		UPD IRIS PAWS	21	242210-20301	26,750.00-	21	021000	21	242210-20301	Y	
		UPD CAMERA SUV	21	242210-20303	20,700.00-	21	021000	21	242210-20303	Y	
		UPD UNIFORM CLEAN	21	242210-20305	15,000.00-	21	021000	21	242210-20305	Y	
		UPD CONT SVC	21	242210-20700	3,056.00-	21	021000	21	242210-20700	Y	
		GRAD O/M	21	250000-20300	41,163.00-	21	021000	21	250000-20300	Y	
		ART	21	250010-20300	37,842.00-	21	021000	21	250010-20300	Y	
		ART EQUIP REP	21	250010-20301	4,357.00-	21	021000	21	250010-20301	Y	
		ART COMM	21	250010-20302	2,886.00-	21	021000	21	250010-20302	Y	
		HISTORY	21	250080-20300	13,255.00-	21	021000	21	250080-20300	Y	
		LIT/LANG	21	250120-20300	39,710.00-	21	021000	21	250120-20300	Y	
		LIT/LANG PS	21	250120-20301	1,946.00-	21	021000	21	250120-20301	Y	
		COMM SKILS CTR	21	250120-20302	2,112.00-	21	021000	21	250120-20302	Y	
		MUSIC	21	250130-20300	22,211.00-	21	021000	21	250130-20300	Y	
		MUSC CONT SVC	21	250130-20700	6,433.00-	21	021000	21	250130-20700	Y	
		THEATRE	21	250131-20300	23,409.00-	21	021000	21	250131-20300	Y	
		JOURN	21	250131-20301	23,408.00-	21	021000	21	250131-20301	Y	
		POL SCI	21	250160-20300	10,740.00-	21	021000	21	250160-20300	Y	

Printed on a Xerox 9700 Laser Printing System at the Computing Services Center / Texas A&M University

Form: URGB01 (02/05/85)

CC	Account	Transaction Description	Offset CC	Offset Account	Amount	Actual Entry From CC	Actual Entry From Account	Actual Entry To CC	Actual Entry To Account	Feed	Mand
21	021000	DESIGNATED									
		SOC CRIM JUST	21	250190-20300	15,427.00-	21	021000	21	250190-20300	Y	
		AG SCI	21	250510-20300	49,878.00-	21	021000	21	250510-20300	Y	
		BIO	21	250520-20300	51,076.00-	21	021000	21	250520-20300	Y	
		BIO LAB	21	250520-20301	9,685.00-	21	021000	21	250520-20301	Y	
		BIO VIVARIUM	21	250520-20306	9,120.00-	21	021000	21	250520-20306	Y	
		CHEM	21	250530-20300	22,232.00-	21	021000	21	250530-20300	Y	
		CHEM LAB	21	250530-20301	4,245.00-	21	021000	21	250530-20301	Y	
		COMP SCI	21	250531-20300	20,271.00-	21	021000	21	250531-20300	Y	
		MATH	21	250630-20300	20,938.00-	21	021000	21	250630-20300	Y	
		PHYSICS	21	250660-20300	23,822.00-	21	021000	21	250660-20300	Y	
		PHYSICS EQUIP	21	250660-20301	14,065.00-	21	021000	21	250660-20301	Y	
		PHYSICS LAB	21	250660-20302	6,199.00-	21	021000	21	250660-20302	Y	
		INT SCI LAB	21	250770-20300	7,147.00-	21	021000	21	250770-20300	Y	
		PLANETARIUM	21	251003-20300	70,000.00-	21	021000	21	251003-20300	Y	
		COUNS	21	251030-20300	30,647.00-	21	021000	21	251030-20300	Y	
		CUR/INST	21	251051-20300	58,248.00-	21	021000	21	251051-20300	Y	
		ELED TRAV	21	251051-20301	16,613.00-	21	021000	21	251051-20301	Y	
		ED LEAD	21	251055-20300	32,000.00-	21	021000	21	251055-20300	Y	
		EDAD RURAL ED CTR	21	251055-20301	485.00-	21	021000	21	251055-20301	Y	
		EDAD TRAVEL	21	251055-20302	4,074.00-	21	021000	21	251055-20302	Y	
		HELT	21	251060-20300	21,061.00-	21	021000	21	251060-20300	Y	
		HHP	21	251080-20300	42,315.00-	21	021000	21	251080-20300	Y	
		ATHL TRAIN ED PROG	21	251081-20300	5,820.00-	21	021000	21	251081-20300	Y	
		PSYCH SPEC ED	21	251160-20300	37,425.00-	21	021000	21	251160-20300	Y	
		PSYCH SPEC ED TRVL	21	251160-20301	3,000.00-	21	021000	21	251160-20301	Y	
		COMM COLL ED CTR	21	251190-20301	8,633.00-	21	021000	21	251190-20301	Y	
		SOC WORK	21	251191-20300	19,826.00-	21	021000	21	251191-20300	Y	
		ED CERT	21	251270-20300	29,949.00-	21	021000	21	251270-20300	Y	
		NURSING PROG	21	251300-20300	48,146.00-	21	021000	21	251300-20300	Y	
		NURSING MEDS	21	251300-20301	10,000.00-	21	021000	21	251300-20301	Y	
		ASSESS SVC	21	251599-20300	5,162.00-	21	021000	21	251599-20300	Y	
		LIB O/M	21	252000-20300	13,842.00-	21	021000	21	252000-20300	Y	
		LIB COMP SUPPORT	21	252000-20301	26,250.00-	21	021000	21	252000-20301	Y	
		ACCTG	21	252010-20300	11,528.00-	21	021000	21	252010-20300	Y	
		ECO/FIN	21	252050-20300	12,248.00-	21	021000	21	252050-20300	Y	
		MKTG BUS ANALYT	21	252070-20300	9,366.00-	21	021000	21	252070-20300	Y	
		IET	21	252090-20300	26,340.00-	21	021000	21	252090-20300	Y	
		CONSTRUC ENG	21	252093-20300	22,124.00-	21	021000	21	252093-20300	Y	
		ELECT ENG	21	252095-20300	11,000.00-	21	021000	21	252095-20300	Y	
		MGMT	21	252130-20300	10,807.00-	21	021000	21	252130-20300	Y	
		BAAS	21	252150-20300	2,647.00-	21	021000	21	252150-20300	Y	
		VPAA OPS SAS	21	256000-20300	55,992.00-	21	021000	21	256000-20300	Y	
		GRAD REC COB	21	256000-20303	30,000.00-	21	021000	21	256000-20303	Y	
		GRAD REC CHSSA	21	256000-20304	30,000.00-	21	021000	21	256000-20304	Y	
		GRAD REC COEHS	21	256000-20305	30,000.00-	21	021000	21	256000-20305	Y	
		GRAD REC COSE	21	256000-20306	30,000.00-	21	021000	21	256000-20306	Y	

Printed on a Xerox 9700 Laser Printing System at the Computing Services Center / Texas A&M University

Form: URGB01 (02/05/85)

CC	Account	Transaction Description	Offset CC	Offset Account	Amount	Actual Entry From CC	Actual Entry From Account	Actual Entry To CC	Actual Entry To Account	Feed	Mand
21	021000	DESIGNATED									
		DEAN OF STDS	21	256002-20300	7,680.00-	21	021000	21	256002-20300	Y	
		CAREER DEV	21	256030-20300	9,365.00-	21	021000	21	256030-20300	Y	
		SDRS	21	256040-20300	15,160.00-	21	021000	21	256040-20300	Y	
		ADA ACCOMMODA	21	256040-20301	16,982.00-	21	021000	21	256040-20301	Y	
		ADM TX COM AP	21	256052-20300	4,219.00-	21	021000	21	256052-20300	Y	
		ADMIS	21	256060-20300	131,735.00-	21	021000	21	256060-20300	Y	
		REGISTRAR	21	256180-20300	12,460.00-	21	021000	21	256180-20300	Y	
		ORIENT MENTORS	21	256183-20300	15,099.00-	21	021000	21	256183-20300	Y	
		FIN AID O/M	21	256193-20300	8,544.00-	21	021000	21	256193-20300	Y	
		HONORS COLL	21	257080-20300	20,309.00-	21	021000	21	257080-20300	Y	
		EXT UNIV	21	257120-20300	30,000.00-	21	021000	21	257120-20300	Y	
		METROPLEX	21	257130-20300	45,127.00-	21	021000	21	257130-20300	Y	
		METRO TELECOMS	21	257130-20301	5,000.00-	21	021000	21	257130-20301	Y	
		UNIV COLL	21	257135-20300	58,293.00-	21	021000	21	257135-20300	Y	
		NAVARRO-CORS	21	257140-20300	29,549.00-	21	021000	21	257140-20300	Y	
		CHEC	21	257145-20300	17,897.00-	21	021000	21	257145-20300	Y	
		RES OFF CAMPUS TRAVEL	21	257151-20300	30,260.00-	21	021000	21	257151-20300	Y	
		RETENTION INIT	21	257190-20300	26,289.00-	21	021000	21	257190-20300	Y	
		INTL STD SVC	21	257590-20300	106,086.00-	21	021000	21	257590-20300	Y	
		MIDLOTHIAN	21	257700-20300	20,000.00-	21	021000	21	257700-20300	Y	
		PRES OFF	21	260000-20300	81,138.00-	21	021000	21	260000-20300	Y	
		DIVERSTY OFF	21	260045-20300	22,835.00-	21	021000	21	260045-20300	Y	
		KETR	21	261010-20300	32,308.00-	21	021000	21	261010-20300	Y	
		KETR NPR	21	261010-20301	5,100.00-	21	021000	21	261010-20301	Y	
		INST RESE	21	261090-20300	10,271.00-	21	021000	21	261090-20300	Y	
		QEP	21	261095-20300	89,508.00-	21	021000	21	261095-20300	Y	
		IE PLANNING IR	21	261190-20300	4,780.00-	21	021000	21	261190-20300	Y	
		SAM RAY SERIES	21	261650-20300	11,031.00-	21	021000	21	261650-20300	Y	
		SAM RAY SPEAKER	21	261650-20301	30,000.00-	21	021000	21	261650-20301	Y	
		CHEIF MKTG OFF	21	264120-20300	15,000.00-	21	021000	21	264120-20300	Y	
		MKTG CAMPAIGN	21	264120-20301	585,000.00-	21	021000	21	264120-20301	Y	
		MKTG COMM	21	264130-20300	11,711.00-	21	021000	21	264130-20300	Y	
		MARCOMM LOCALIST	21	264130-20301	15,000.00-	21	021000	21	264130-20301	Y	
		** Potential Increase in Fund Balan			1,628,985.00						
21	021500	DESIGNATED UNIVERSITY SERVICES F									
		USF FALL	21	215000-11002	3,230,000.00	21	215000-11002	21	021500	Y	
		USF GT FALL	21	215000-11003	3,450,000.00	21	215000-11003	21	021500	Y	
		USF SPG	21	215000-12002	2,960,000.00	21	215000-12002	21	021500	Y	
		USF GT SPG	21	215000-12003	3,280,000.00	21	215000-12003	21	021500	Y	
		USF SUM I	21	215000-13002	600,000.00	21	215000-13002	21	021500	Y	
		USF FG SUM I	21	215000-13003	600,000.00	21	215000-13003	21	021500	Y	
		USF SUM II	21	215000-14002	380,000.00	21	215000-14002	21	021500	Y	
		USF FT SUMII	21	215000-14003	380,000.00	21	215000-14003	21	021500	Y	
		USF BAD DEBT	21	215000-20200	195,092.00-	21	021500	21	215000-20200	Y	
		USF CREDIT CARD	21	215000-20301	50,000.00-	21	021500	21	215000-20301	Y	

Printed on a Xerox 9700 Laser Printing System at the Computing Services Center / Texas A&M University

Form: URGB01 (02/05/85)

CC	Account	Transaction Description	Offset CC	Offset Account	Amount	Actual Entry From CC	Actual Entry From Account	Actual Entry To CC	Actual Entry To Account	Feed	Mand
21	021500	DESIGNATED UNIVERSITY SERVICES F									
		USF GT PERM	21	215000-20319	400,000.00-	21	021500	21	215000-20319	Y	
		USF TEC RES	21	215100-20500	54,942.00-	21	021500	21	215100-20500	Y	
		USF CONTRACT SVC IT	21	215101-20300	2,080,383.00-	21	021500	21	215101-20300	Y	
		USF IT CONTINGENCY	21	215101-20301	116,549.00-	21	021500	21	215101-20301	Y	
		USF DOC MGMT SYST	21	215102-20300	58,500.00-	21	021500	21	215102-20300	Y	
		MICROSOFT AGREE	21	215102-20302	55,000.00-	21	021500	21	215102-20302	Y	
		CTIS SOFTWARE MAITN	21	215102-20308	606,659.00-	21	021500	21	215102-20308	Y	
		LIB USF	21	215105-20300	842,078.00-	21	021500	21	215105-20300	Y	
		LIB USF RES	21	215105-20500	637,766.00-	21	021500	21	215105-20500	Y	
		INTL ED SCHOL	21	215110-20300	27,194.00-	21	021500	21	215110-20300	Y	
		TRANSCRLIPTS	21	215115-20300	219,603.00-	21	021500	21	215115-20300	Y	
		TRANS RES	21	215115-20500	10,000.00-	21	021500	21	215115-20500	Y	
		TUTORING	21	215120-20300	215,087.00-	21	021500	21	215120-20300	Y	
		TUTORING RES	21	215120-20500	28,150.00-	21	021500	21	215120-20500	Y	
		VPSAS ADV UNALLOC	21	215125-20300	16,255.00-	21	021500	21	215125-20300	Y	
		ADVISING VPSAS	21	215125-20301	132,209.00-	21	021500	21	215125-20301	Y	
		CHSSA ADV	21	215125-20302	82,340.00-	21	021500	21	215125-20302	Y	
		COEHS ADVISING	21	215125-20303	81,850.00-	21	021500	21	215125-20303	Y	
		COB ADVISING	21	215125-20304	83,637.00-	21	021500	21	215125-20304	Y	
		GRAD ADVISING	21	215125-20305	31,095.00-	21	021500	21	215125-20305	Y	
		ADVISING UCOLL	21	215125-20306	186,821.00-	21	021500	21	215125-20306	Y	
		COSE ADVIS	21	215125-20307	80,000.00-	21	021500	21	215125-20307	Y	
		VPSAS ADV RES	21	215125-20500	58,176.00-	21	021500	21	215125-20500	Y	
		USF STD ID	21	215130-20300	66,872.00-	21	021500	21	215130-20300	Y	
		USF ID RSC RENT	21	215130-20301	6,236.00-	21	021500	21	215130-20301	Y	
		USF STD ID EQUIP	21	215130-20302	25,000.00-	21	021500	21	215130-20302	Y	
		USF STD ID RES	21	215130-20500	6,500.00-	21	021500	21	215130-20500	Y	
		STUD HEALT SVC	21	215135-20300	57,500.00-	21	021500	21	215135-20300	Y	
		COUNSELING	21	215137-20300	57,500.00-	21	021500	21	215137-20300	Y	
		CAMPUS TRANSP	21	215140-20300	170,000.00-	21	021500	21	215140-20300	Y	
		CHSSA ENHANCE	21	215200-20300	325,132.00-	21	021500	21	215200-20300	Y	
		COEHS ENHANCEMENT	21	215225-20300	279,463.00-	21	021500	21	215225-20300	Y	
		COB ENHANCEMENT	21	215230-20300	117,442.00-	21	021500	21	215230-20300	Y	
		COSE ENHANCE	21	215235-20300	196,793.00-	21	021500	21	215235-20300	Y	
		SCH AG ENHANCE	21	215240-20300	44,629.00-	21	021500	21	215240-20300	Y	
		** Potential Increase in Fund Balan			7,177,547.00						
21	022000	DESIGNATED - OTHER									
		SCHOLARSHIPS	21	220000-20300	120,100.00	21	220000-20300	21	220060-20300	Y	
		STD SVC	21	220000-20300	164,495.00	21	220000-20300	21	220030-20300	Y	
		PLANT	21	220000-20300	27,167.00	21	220000-20300	21	220040-20300	Y	
		INST SUPP	21	220000-20300	6,467.00	21	220000-20300	21	220035-20300	Y	
		RESEARCH	21	220000-20300	11,299.00	21	220000-20300	21	220015-20300	Y	
		PUB SVC	21	220000-20300	150,640.00	21	220000-20300	21	220020-20300	Y	
		INSTRUC	21	220000-20300	1,305,924.00	21	220000-20300	21	220010-20300	Y	
		ACAD SUPP	21	220000-20300	313,908.00	21	220000-20300	21	220025-20300	Y	

Printed on a Xerox 9700 Laser Printing System at the Computing Services Center / Texas A&M University

Form: URGB01 (02/05/85)

CC	Account	Transaction Description	--- Offset --- CC	Account	Amount	-------- Actual Entry --------- ---- From ----- CC	Account	----- To ------ CC	Account	Feed	Mand
21	022000	DESIGNATED - OTHER									
		INSTRUC	21	220010-20300	1,305,924.00-	21	220000-20300	21	220010-20300	Y	
		RESEARCH	21	220015-20300	11,299.00-	21	220000-20300	21	220015-20300	Y	
		PUB SVC	21	220020-20300	150,640.00-	21	220000-20300	21	220020-20300	Y	
		ACAD SUPP	21	220025-20300	313,908.00-	21	220000-20300	21	220025-20300	Y	
		STD SVC	21	220030-20300	164,495.00-	21	220000-20300	21	220030-20300	Y	
		INST SUPP	21	220035-20300	6,467.00-	21	220000-20300	21	220035-20300	Y	
		PLANT	21	220040-20300	27,167.00-	21	220000-20300	21	220040-20300	Y	
		SCHOLARSHIPS	21	220060-20300	120,100.00-	21	220000-20300	21	220060-20300	Y	
		DESIT TUI SET ASIDE UG	21	220401-20300	166,000.00-	21	022000	21	220401-20300	Y	
		DESIG TUI SET ASIDE GR	21	220402-20300	680,000.00-	21	022000	21	220402-20300	Y	
		TPEG RES	21	222001	1,700,000.00-	21	022700	21	222001	Y	
		TPEG NON-RES	21	222002	100,000.00-	21	022700	21	222002	Y	
		RES INVESTMENT EARNS	21	222900-20300	1,300,000.00	21	222900-20300	21	021000	Y	
		** Potential Decrease in Fund Balan			1,346,000.00-						
21	028500	CAPITAL PROJECTS									
		MAJOR MAINT	21	285400-20300	50,000.00-	21	028500	21	285400-20300	Y	
		ENERGY DEBT	21	285401-20460	221,859.00-	21	028500	21	285401-20460	Y	
		** Potential Decrease in Fund Balan			271,859.00-						
21	029700	DESIGNATED DEB SERVICE SET-A-SID									
		DES DEBT SVC	21	297001-00000	700,000.00-	21	029700	21	297001-00000	Y	
		** Potential Decrease in Fund Balan			700,000.00-						
21	030000	AUXILIARY OPERATING									
		BOOK STORE	21	315000-20200	160,000.00	21	315000-20200	21	030000	Y	
		BKSTORE UTITLITIES	21	315000-20301	22,000.00-	21	030000	21	315000-20301	Y	
		BKST ATHL SUPP	21	315000-20305	20,000.00-	21	030000	21	315000-20305	Y	
		BKST RSC RENTAL	21	315000-20306	40,000.00-	21	030000	21	315000-20306	Y	
		POST OFF	21	319000-10002	1.00	21	319000-10002	21	030000	Y	
		CLC BAD DEBT	21	320301-20200	8,800.00-	21	320301-20300	21	320301-20200	Y	
		CLC FAC CHG	21	320301-20300	27,700.00	21	320301-20300	21	320301-20360	Y	
		CLC INSURANCE	21	320301-20300	1,365.00	21	320301-20300	21	320301-20305	Y	
		CLC UTILITIES	21	320301-20300	13,500.00	21	320301-20300	21	320301-20301	Y	
		CLC ASSESSMT	21	320301-20300	8,800.00	21	320301-20300	21	320301-20365	Y	
		CLC BAD DEBT	21	320301-20300	8,800.00	21	320301-20300	21	320301-20200	Y	
		CLC UTILITIES	21	320301-20301	13,500.00-	21	320301-20300	21	320301-20301	Y	
		CLC INSURANCE	21	320301-20305	1,365.00-	21	320301-20300	21	320301-20305	Y	
		CLC FAC CHG	21	320301-20360	27,700.00-	21	320301-20300	21	320301-20360	Y	
		CLC ASSESSMT	21	320301-20365	8,800.00-	21	320301-20300	21	320301-20365	Y	
		RES PARKING	21	322100-20300	56,114.00	21	322100-20300	21	322101-20300	Y	
		UPD PARK PERMIT	21	322100-20300	20,000.00	21	322100-20300	21	322100-20302	Y	
		UPD PARK PERMIT	21	322100-20302	20,000.00-	21	322100-20300	21	322100-20302	Y	
		RES PARKING	21	322101-20300	56,114.00-	21	322100-20300	21	322101-20300	Y	
		VEND SNACK	21	322200-10000	14,000.00	21	322200-10000	21	030000	Y	
		VENDING DRINKS	21	322200-10001	25,000.00	21	322200-10001	21	030000	Y	

Printed on a Xerox 9700 Laser Printing System at the Computing Services Center / Texas A&M University

Form: URGB01 (02/05/85)

CC	Account	Transaction Description	Offset CC	Offset Account	Amount	Actual Entry From CC	Actual Entry From Account	Actual Entry To CC	Actual Entry To Account	Feed	Mand
21	030000	AUXILIARY OPERATING									
		COMP SUPP	21	323300-20300	17,000.00-	21	030000	21	323300-20300	Y	
		AUX SVCS MGMT	21	323600-20301	169,541.00-	21	030000	21	323600-20301	Y	
		GRP HEALTH RET	21	323700-20300	290,000.00-	21	030000	21	323700-20300	Y	
		PHYSICAL PLANT	21	324600-20300	15,000.00-	21	030000	21	324600-20300	Y	
		AUX ASSESSMTS	21	324650-20300	152,280.00	21	324650-20300	21	030000	Y	
		RES AUX SAL	21	326002-20302	13,720.00-	21	030000	21	326002-20302	Y	
		AUX INVEST EARN	21	326900-10000	275,000.00	21	326900-10000	21	030000	Y	
		RES UNCOMM BUD	21	329993-20300	39,020.00-	21	030000	21	329993-20300	Y	
		** Potential Decrease in Fund Balan			0.00						
21	030010	ATHLETICS									
		LCF	21	300001-20322	95,000.00	21	300001-20322	21	030010	Y	
		ATHL FEE FALL	21	300005-11002	2,276,089.00	21	300005-11002	21	030010	Y	
		ATHL FEE SPG	21	300005-12002	2,085,092.00	21	300005-12002	21	030010	Y	
		ATHL FEE SUM I	21	300005-13002	307,731.00	21	300005-13002	21	030010	Y	
		ATHL FEE SUM II	21	300005-14002	226,088.00	21	300005-14002	21	030010	Y	
		BAD DEBT	21	300005-20200	97,900.00-	21	030010	21	300005-20200	Y	
		ALL SPORTS BANQ	21	300006-20301	3,500.00-	21	030010	21	300006-20301	Y	
		M BBALL SCHL	21	300007-20101	170,960.00-	21	030010	21	300007-20101	Y	
		W BBALL SCHL	21	300007-20102	170,960.00-	21	030010	21	300007-20102	Y	
		FTBALL SCHL	21	300007-20103	615,456.00-	21	030010	21	300007-20103	Y	
		M GOLF SCHL	21	300007-20104	61,546.00-	21	030010	21	300007-20104	Y	
		SOCCER SCHL	21	300007-20105	169,250.00-	21	030010	21	300007-20105	Y	
		M TRCK SCHL	21	300007-20106	215,410.00-	21	030010	21	300007-20106	Y	
		W TRCK SCHL	21	300007-20107	215,410.00-	21	030010	21	300007-20107	Y	
		VBALL SCHL	21	300007-20108	136,768.00-	21	030010	21	300007-20108	Y	
		W GOLF SCHL	21	300007-20109	92,318.00-	21	030010	21	300007-20109	Y	
		SOFTBALL SCHL	21	300007-20117	123,091.00-	21	030010	21	300007-20117	Y	
		BBF SCHOLARSHIPS	21	300007-20350	250,000.00	21	300007-20350	21	030010	Y	
		FTBALL REV	21	300030-15000	80,000.00	21	300030-15000	21	030010	Y	
		FTBALL SALARIES	21	300030-70001	669,936.00-	21	030010	21	300030-70001	Y	
		FTBALL RECRUITING	21	300030-70003	63,290.00-	21	030010	21	300030-70003	Y	
		FTBALL TRVL	21	300030-70004	155,450.00-	21	030010	21	300030-70004	Y	
		FTBALL EQUIP	21	300030-70005	151,500.00-	21	030010	21	300030-70005	Y	
		FTBAL ATH MEALS NT	21	300030-70006	62,310.00-	21	030010	21	300030-70006	Y	
		FTBALL GEN MEALS	21	300030-70007	19,650.00-	21	030010	21	300030-70007	Y	
		M BBALL REV	21	300031-15000	8,000.00	21	300031-15000	21	030010	Y	
		MBBALL SALARIES	21	300031-70001	227,408.00-	21	030010	21	300031-70001	Y	
		M BBALL RECRUITING	21	300031-70003	14,220.00-	21	030010	21	300031-70003	Y	
		M BBALL TRVL	21	300031-70004	71,530.00-	21	030010	21	300031-70004	Y	
		M BBALL EQUIP	21	300031-70005	20,100.00-	21	030010	21	300031-70005	Y	
		M BBALL ATHL MEALS NT	21	300031-70006	9,600.00-	21	030010	21	300031-70006	Y	
		M BBALL GEN MEALS	21	300031-70007	9,550.00-	21	030010	21	300031-70007	Y	
		W BBALL REV	21	300032-15000	8,000.00	21	300032-15000	21	030010	Y	
		WBBALL SALARIES	21	300032-70001	217,026.00-	21	030010	21	300032-70001	Y	
		W BBALL RECRUITING	21	300032-70003	11,310.00-	21	030010	21	300032-70003	Y	

Printed on a Xerox 9700 Laser Printing System at the Computing Services Center / Texas A&M University

Form: URGB01 (02/05/85)

CC	Account	Transaction Description	Offset CC	Offset Account	Amount	Actual Entry From CC	Actual Entry From Account	Actual Entry To CC	Actual Entry To Account	Feed	Mand
21	030010	ATHLETICS									
		W BBALL TRVL	21	300032-70004	81,010.00-	21	030010	21	300032-70004	Y	
		W BBALL EQUIP	21	300032-70005	13,810.00-	21	030010	21	300032-70005	Y	
		W BBALL ATHL MEALS NT	21	300032-70006	6,610.00-	21	030010	21	300032-70006	Y	
		W BBALL GEN MEALS	21	300032-70007	12,260.00-	21	030010	21	300032-70007	Y	
		M GOLF SALARIES	21	300033-70001	57,946.00-	21	030010	21	300033-70001	Y	
		M GOLF RECRUITING	21	300033-70003	1,000.00-	21	030010	21	300033-70003	Y	
		M GOLF TRVL	21	300033-70004	27,015.00-	21	030010	21	300033-70004	Y	
		M GOLF EQUIP	21	300033-70005	10,435.00-	21	030010	21	300033-70005	Y	
		M GOLF GEN MEALS	21	300033-70007	1,550.00-	21	030010	21	300033-70007	Y	
		W GOLF SALARIES	21	300034-70001	56,029.00-	21	030010	21	300034-70001	Y	
		W GOLF RECRUITING	21	300034-70003	1,000.00-	21	030010	21	300034-70003	Y	
		W GOLF TRVL	21	300034-70004	27,015.00-	21	030010	21	300034-70004	Y	
		W GOLF EQUIP	21	300034-70005	10,435.00-	21	030010	21	300034-70005	Y	
		W GOLF GEN MEALS	21	300034-70007	1,550.00-	21	030010	21	300034-70007	Y	
		SOCCER REV	21	300035-15000	2,500.00	21	300035-15000	21	030010	Y	
		SOCCER SALARIES	21	300035-70001	143,442.00-	21	030010	21	300035-70001	Y	
		SOCCER RECRUITING	21	300035-70003	6,100.00-	21	030010	21	300035-70003	Y	
		SOCCER TRVL	21	300035-70004	35,671.00-	21	030010	21	300035-70004	Y	
		SOCCER EQUIP	21	300035-70005	10,137.00-	21	030010	21	300035-70005	Y	
		SOCCER ATHL MEALS NT	21	300035-70006	5,640.00-	21	030010	21	300035-70006	Y	
		SOCCER GEN MEALS	21	300035-70007	10,746.00-	21	030010	21	300035-70007	Y	
		M TRCK SALARIES	21	300036-70001	87,979.00-	21	030010	21	300036-70001	Y	
		M TRCK RECRUITING	21	300036-70003	2,000.00-	21	030010	21	300036-70003	Y	
		M TRCK TRVL	21	300036-70004	58,000.00-	21	030010	21	300036-70004	Y	
		M TRCK EQUIP	21	300036-70005	14,000.00-	21	030010	21	300036-70005	Y	
		M TRCK ATHL MEALS NT	21	300036-70006	4,000.00-	21	030010	21	300036-70006	Y	
		M TRCK GEN MEALS	21	300036-70007	15,000.00-	21	030010	21	300036-70007	Y	
		W TRCK SALARIES	21	300037-70001	87,979.00-	21	030010	21	300037-70001	Y	
		W TRCK RECRUITING	21	300037-70003	2,000.00-	21	030010	21	300037-70003	Y	
		W TRCK TRVL	21	300037-70004	58,000.00-	21	030010	21	300037-70004	Y	
		W TRCK EQUIP	21	300037-70005	14,000.00-	21	030010	21	300037-70005	Y	
		W TRCK ATHL MEALS NT	21	300037-70006	4,000.00-	21	030010	21	300037-70006	Y	
		W TRCK GEN MEALS	21	300037-70007	15,000.00-	21	030010	21	300037-70007	Y	
		M CCR TRVL	21	300038-70004	7,212.00-	21	030010	21	300038-70004	Y	
		M CCR EQUIP	21	300038-70005	3,212.00-	21	030010	21	300038-70005	Y	
		M CCR ATHL MEALS NT	21	300038-70006	2,613.00-	21	030010	21	300038-70006	Y	
		M CCR GEN MEALS	21	300038-70007	2,963.00-	21	030010	21	300038-70007	Y	
		W CCR TRVL	21	300039-70004	7,212.00-	21	030010	21	300039-70004	Y	
		W CCR EQUIP	21	300039-70005	3,212.00-	21	030010	21	300039-70005	Y	
		W CCR ATHL MEALS NT	21	300039-70006	2,613.00-	21	030010	21	300039-70006	Y	
		W CCR GEN MEALS	21	300039-70007	2,963.00-	21	030010	21	300039-70007	Y	
		VBALL REV	21	300040-15000	4,500.00	21	300040-15000	21	030010	Y	
		V BALL SALARIES	21	300040-70001	139,148.00-	21	030010	21	300040-70001	Y	
		V BALL RECRUITING	21	300040-70003	10,322.00-	21	030010	21	300040-70003	Y	
		V BALL TRVL	21	300040-70004	81,752.00-	21	030010	21	300040-70004	Y	
		V BALL EQUIP	21	300040-70005	14,636.00-	21	030010	21	300040-70005	Y	

Printed on a Xerox 9700 Laser Printing System at the Computing Services Center / Texas A&M University

Form: URGB01 (02/05/85)

CC	Account	Transaction Description	Offset CC	Offset Account	Amount	Actual Entry From CC	Actual Entry From Account	Actual Entry To CC	Actual Entry To Account	Feed	Mand
21	030010	ATHLETICS									
		VBALL ATH MEALS NT	21	300040-70006	4,900.00-	21	030010	21	300040-70006	Y	
		V BALL GEN MEALS	21	300040-70007	1,390.00-	21	030010	21	300040-70007	Y	
		SOFTBALL REV	21	300041-15000	8,500.00	21	300041-15000	21	030010	Y	
		SOFTBL SALARIES	21	300041-70001	182,453.00-	21	030010	21	300041-70001	Y	
		SOFTBL RECRUITING	21	300041-70003	7,730.00-	21	030010	21	300041-70003	Y	
		SOFTBL TRVL	21	300041-70004	110,086.00-	21	030010	21	300041-70004	Y	
		SOFTBAL EQUIP	21	300041-70005	25,384.00-	21	030010	21	300041-70005	Y	
		SOFTBAL ATHL MEALS NT	21	300041-70006	4,900.00-	21	030010	21	300041-70006	Y	
		SOFTBAL GEN MEALS	21	300041-70007	7,697.00-	21	030010	21	300041-70007	Y	
		CHEER SALARIES	21	300042-70001	13,901.00-	21	030010	21	300042-70001	Y	
		CHEER GEN MEALS	21	300042-70007	12,300.00-	21	030010	21	300042-70007	Y	
		DANCE SALARIES	21	300043-70001	17,952.00-	21	030010	21	300043-70001	Y	
		DANCE GEN MEALS	21	300043-70007	17,020.00-	21	030010	21	300043-70007	Y	
		ADMIN SALARIES	21	300050-90000	917,369.00-	21	030010	21	300050-90000	Y	
		DIR OF ATHL	21	300050-90001	118,000.00-	21	030010	21	300050-90001	Y	
		ACAD/SWA ATHL	21	300050-90002	35,400.00-	21	030010	21	300050-90002	Y	
		ATHL COMMUNIC	21	300050-90003	6,098.00-	21	030010	21	300050-90003	Y	
		COMPLIANCE	21	300050-90004	3,500.00-	21	030010	21	300050-90004	Y	
		ATHL INTERNAL OPS	21	300050-90005	4,700.00-	21	030010	21	300050-90005	Y	
		EXT OPS	21	300050-90006	32,500.00-	21	030010	21	300050-90006	Y	
		ATHL TRAINING	21	300050-90008	302,305.00-	21	030010	21	300050-90008	Y	
		SPORT PERF	21	300050-90009	168,940.00-	21	030010	21	300050-90009	Y	
		ATHL MAINT	21	300050-90010	24,000.00-	21	030010	21	300050-90010	Y	
		ATHL SSC	21	300050-90011	38,094.00-	21	030010	21	300050-90011	Y	
		ATHL SUMMER AID	21	300050-90012	25,000.00-	21	030010	21	300050-90012	Y	
		ATHL FASTER PROG	21	300050-90013	25,000.00-	21	030010	21	300050-90013	Y	
		GAEM/EVENT OPS	21	300055-30000	125,000.00-	21	030010	21	300055-30000	Y	
		INSURANCE	21	300057-30000	350,000.00-	21	030010	21	300057-30000	Y	
		BEV FUNDS	21	300060-15000	50,000.00	21	300060-15000	21	030010	Y	
		ATHL PROG/CONCESS	21	300065-15000	115,500.00	21	300065-15000	21	030010	Y	
		ATHL LICENSING	21	300066-15000	10,000.00	21	300066-15000	21	030010	Y	
		CORP REV	21	300070-15000	183,000.00	21	300070-15000	21	030010	Y	
		ATHL-VPBA	21	300100-20500	152,823.00-	21	030010	21	300100-20500	Y	
		AUDIT	21	300100-72000	8,000.00-	21	030010	21	300100-72000	Y	
		AUX ASSESSMT	21	300100-72002	50,840.00-	21	030010	21	300100-72002	Y	
		UTILITIES	21	300100-72004	80,000.00-	21	030010	21	300100-72004	Y	
		** Potential Decrease in Fund Balan			2,097,948.00-						
21	031000	RESIDENCE LIFE									
		RLL REV	21	310000-10001	200,000.00	21	310000-10001	21	031000	Y	
		RLL BAD DEBT	21	310000-20200	207,340.00-	21	031000	21	310000-20200	Y	
		RLL UPD	21	310000-20300	142,401.00-	21	031000	21	310000-20300	Y	
		RLL OPS	21	310000-20301	1,153,359.00-	21	031000	21	310000-20301	Y	
		RLL WAGES	21	310000-20302	418,066.00-	21	031000	21	310000-20302	Y	
		RLL INSURANCE	21	310000-20303	9,000.00-	21	031000	21	310000-20303	Y	
		RLL CREDIT CARDS	21	310000-20304	125,000.00-	21	031000	21	310000-20304	Y	

Printed on a Xerox 9700 Laser Printing System at the Computing Services Center / Texas A&M University

Form: URGB01 (02/05/85)

CC	Account	Transaction Description	Offset CC	Offset Account	Amount	Actual Entry From CC	Actual Entry From Account	Actual Entry To CC	Actual Entry To Account	Feed	Mand
21	031000	RESIDENCE LIFE									
		TELEPHONES	21	310000-20305	200,000.00-	21	031000	21	310000-20305	Y	
		RLL LAUNDRY	21	310000-20306	89,388.00-	21	031000	21	310000-20306	Y	
		RLL UTILITIES	21	310000-20307	700,000.00-	21	031000	21	310000-20307	Y	
		RLL SCHOL	21	310000-20308	135,000.00-	21	031000	21	310000-20308	Y	
		RLL STAFF MEAL RM	21	310000-20309	192,685.00-	21	031000	21	310000-20309	Y	
		RLL CABLE	21	310000-20310	193,500.00-	21	031000	21	310000-20310	Y	
		RLL TECH	21	310000-20311	25,000.00-	21	031000	21	310000-20311	Y	
		RLL PROGMG	21	310000-20312	58,000.00-	21	031000	21	310000-20312	Y	
		RLL DOOR ACC	21	310000-20313	34,000.00-	21	031000	21	310000-20313	Y	
		RLL SCHOL	21	310000-20315	50,000.00-	21	031000	21	310000-20315	Y	
		RLL RECRUIT TRAIN	21	310000-20316	22,000.00-	21	031000	21	310000-20316	Y	
		GRAD EXP	21	310000-20317	1,000.00-	21	031000	21	310000-20317	Y	
		RLL MKTG	21	310000-20318	20,000.00-	21	031000	21	310000-20318	Y	
		RLL RA MEAL	21	310000-20319	101,500.00-	21	031000	21	310000-20319	Y	
		RLL MAINT	21	310000-20320	710,000.00-	21	031000	21	310000-20320	Y	
		RLL HALL OPS	21	310000-20323	70,000.00-	21	031000	21	310000-20323	Y	
		RLL SUSTAINABILITY	21	310000-20324	3,000.00-	21	031000	21	310000-20324	Y	
		RLL STUDENT STAFF RECOG	21	310000-20326	1,000.00-	21	031000	21	310000-20326	Y	
		RLL STD STAFF TRAIN	21	310000-20327	50,000.00-	21	031000	21	310000-20327	Y	
		RLL PRO STAFF RECRUIT	21	310000-20328	10,000.00-	21	031000	21	310000-20328	Y	
		RLL PRO DEV	21	310000-20329	40,000.00-	21	031000	21	310000-20329	Y	
		RLL FAC CHGBKS	21	310000-20360	30,000.00-	21	031000	21	310000-20360	Y	
		RLL DEF MAINT	21	310000-20401	262,000.00-	21	031000	21	310000-20401	Y	
		RLL RES	21	310000-20500	226,252.00-	21	031000	21	310000-20500	Y	
		RLL CUST & MAINT	21	310000-20800	787,325.00-	21	031000	21	310000-20800	Y	
		RLL RES FAC IMPROV	21	310001-39100	83,525.00-	21	031000	21	310001-39100	Y	
		RLL FALL	21	310002-11002	2,505,295.00	21	310002-11002	21	031000	Y	
		RLL RA FALL	21	310002-11102	92,052.00	21	310002-11102	21	031000	Y	
		RLL SPG	21	310002-12002	2,267,798.00	21	310002-12002	21	031000	Y	
		RLL RA SPG	21	310002-12102	92,052.00	21	310002-12102	21	031000	Y	
		RLL SUM I	21	310002-13002	94,605.00	21	310002-13002	21	031000	Y	
		RLL RA SUM I	21	310002-13102	22,020.00	21	310002-13102	21	031000	Y	
		RLL SUM II	21	310002-14002	94,605.00	21	310002-14002	21	031000	Y	
		RLL RA SUM II	21	310002-14102	22,020.00	21	310002-14102	21	031000	Y	
		** Potential Decrease in Fund Balan			759,894.00-						
21	031004	RES LIFE & LEARN - PRAIRIE CROSS									
		PC FALL	21	310041-11002	731,419.00	21	310041-11002	21	031004	Y	
		PC RA FALL	21	310041-11102	45,293.00	21	310041-11102	21	031004	Y	
		PC SPG	21	310041-12002	706,847.00	21	310041-12002	21	031004	Y	
		PC RA SPG	21	310041-12102	45,293.00	21	310041-12102	21	031004	Y	
		PC SUM II	21	310041-13002	9,870.00	21	310041-13002	21	031004	Y	
		PC SUM II	21	310041-14002	9,870.00	21	310041-14002	21	031004	Y	
		PC OPS	21	310041-20300	15,000.00-	21	031004	21	310041-20300	Y	
		PC UTILITES	21	310041-20307	215,000.00-	21	031004	21	310041-20307	Y	
		PC RAS RM	21	310041-20309	126,046.00-	21	031004	21	310041-20309	Y	

Printed on a Xerox 9700 Laser Printing System at the Computing Services Center / Texas A&M University

Form: URGB01 (02/05/85)

CC	Account	Transaction Description	--- Offset --- CC	Account	Amount	-------- Actual Entry --------- ---- From ----- CC	Account	----- To ------ CC	Account	Feed	Mand
21	031004	RES LIFE & LEARN - PRAIRIE CROSS									
		PC RA MEAL	21	310041-20319	43,500.00-	21	031004	21	310041-20319	Y	
		PC CUST OPS	21	310041-20800	13,804.00-	21	031004	21	310041-20800	Y	
		** Potential Increase in Fund Balan			1,135,242.00						
21	031006	PRIDE ROCK									
		PR RK FALL	21	310060-11002	773,418.00	21	310060-11002	21	031006	Y	
		PR RK RA FALL	21	310060-11102	25,674.00	21	310060-11102	21	031006	Y	
		PR RK SPG	21	310060-12002	692,738.00	21	310060-12002	21	031006	Y	
		PR RK RA SPG	21	310060-12102	25,674.00	21	310060-12102	21	031006	Y	
		PR RK OPS	21	310060-20300	10,000.00-	21	031006	21	310060-20300	Y	
		PR RK UTILITIES	21	310060-20307	55,000.00-	21	031006	21	310060-20307	Y	
		PR RK RA RM	21	310060-20309	51,348.00-	21	031006	21	310060-20309	Y	
		PR RK RA MEAL	21	310060-20319	23,200.00-	21	031006	21	310060-20319	Y	
		PR RK CUSTDL	21	310060-20800	14,826.00-	21	031006	21	310060-20800	Y	
		** Potential Increase in Fund Balan			1,363,130.00						
21	031008	NEW RLL UNIT PHASE II									
		PH II FALL	21	310080-11002	1,627,091.00	21	310080-11002	21	031008	Y	
		PH II RA FALL	21	310080-11102	38,511.00	21	310080-11102	21	031008	Y	
		PH II SPG	21	310080-12002	1,468,924.00	21	310080-12002	21	031008	Y	
		PH II RA SPG	21	310080-12102	38,511.00	21	310080-12102	21	031008	Y	
		PH II OPS	21	310080-20300	6,000.00-	21	031008	21	310080-20300	Y	
		PH II UTILITIES	21	310080-20307	130,000.00-	21	031008	21	310080-20307	Y	
		PH II RA RM	21	310080-20309	77,023.00-	21	031008	21	310080-20309	Y	
		PH II RA MEAL	21	310080-20319	34,800.00-	21	031008	21	310080-20319	Y	
		PH II CUSTODL	21	310080-20800	433,540.00-	21	031008	21	310080-20800	Y	
		** Potential Increase in Fund Balan			2,491,674.00						
21	031010	FOOD SERVICES									
		FOOD SVCS REV	21	310010-10000	400,000.00	21	310010-10000	21	031010	Y	
		FOOD SVC REV	21	310010-10002	7,500.00	21	310010-10002	21	031010	Y	
		FOOD SVC REV	21	310010-10003	23,500.00	21	310010-10003	21	031010	Y	
		BAD DEBT	21	310010-20200	131,000.00-	21	031010	21	310010-20200	Y	
		FOOD SVC BONUS	21	310010-20300	5,750,000.00-	21	031010	21	310010-20300	Y	
		FOOD MAINT	21	310010-20301	110,000.00-	21	031010	21	310010-20301	Y	
		FOOD SVC OPS	21	310010-20302	70,000.00-	21	031010	21	310010-20302	Y	
		MEAL PLAN UNALLOC	21	310010-20303	285,550.00-	21	031010	21	310010-20303	Y	
		UTILITIES	21	310010-20304	45,000.00-	21	031010	21	310010-20304	Y	
		RSC RENT	21	310010-20308	100,000.00-	21	031010	21	310010-20308	Y	
		F/S MEAL PLAN	21	310010-20309	23,500.00-	21	031010	21	310010-20309	Y	
		ID CARD	21	310010-20310	10,000.00-	21	031010	21	310010-20310	Y	
		FOOD SCHOL	21	310010-20311	35,000.00-	21	031010	21	310010-20311	Y	
		MEAL PLAN FALL	21	310012-11002	3,385,000.00	21	310012-11002	21	031010	Y	
		MEAL PLAN SPG	21	310012-12002	3,130,000.00	21	310012-12002	21	031010	Y	
		MEAL PLAN SUM I	21	310012-13002	20,000.00	21	310012-13002	21	031010	Y	
		MEAL PLAN SUM II	21	310012-14002	20,000.00	21	310012-14002	21	031010	Y	
		** Potential Increase in Fund Balan			425,950.00						

Printed on a Xerox 9700 Laser Printing System at the Computing Services Center / Texas A&M University

Form: URGB01 (02/05/85)

CC	Account	Transaction Description	Offset CC	Offset Account	Amount	Actual Entry From CC	Actual Entry From Account	Actual Entry To CC	Actual Entry To Account	Feed	Mand
21	032130	MEMORIAL STUDENT CENTER									
		RSC REV	21	321300-10001	30,000.00	21	321300-10001	21	032130	Y	
		RSC AUX RENTALS	21	321300-10004	146,235.00	21	321300-10004	21	032130	Y	
		RSC BAD DEBT	21	321300-20200	51,000.00-	21	032130	21	321300-20200	Y	
		RSC OPS	21	321300-20300	589,912.00-	21	032130	21	321300-20300	Y	
		RSC INSURANCE	21	321300-20301	10,000.00-	21	032130	21	321300-20301	Y	
		RSC UTILITIES	21	321300-20302	178,000.00-	21	032130	21	321300-20302	Y	
		RSC PROJ	21	321300-20305	30,000.00-	21	032130	21	321300-20305	Y	
		RSC PROG	21	321300-20306	10,000.00-	21	032130	21	321300-20306	Y	
		RSC OPS	21	321300-20307	79,188.00-	21	032130	21	321300-20307	Y	
		RSC MKTG	21	321300-20308	10,000.00-	21	032130	21	321300-20308	Y	
		RSC CREDIT CARD	21	321300-20313	7,000.00-	21	032130	21	321300-20313	Y	
		RSC AUX ASSESSM	21	321300-20365	58,163.00-	21	032130	21	321300-20365	Y	
		RSC POG	21	321300-20450	10,000.00-	21	032130	21	321300-20450	Y	
		RSC WAGES	21	321300-20800	230,000.00-	21	032130	21	321300-20800	Y	
		RSC SSC MAINT	21	321300-20801	290,760.00-	21	032130	21	321300-20801	Y	
		RSC FALL	21	321302-11002	1,132,000.00	21	321302-11002	21	032130	Y	
		RSC SPG	21	321302-12002	1,050,000.00	21	321302-12002	21	032130	Y	
		RSC SUM I	21	321302-13002	233,000.00	21	321302-13002	21	032130	Y	
		RSC SUM II	21	321302-14002	170,000.00	21	321302-14002	21	032130	Y	
		RSC UNALL BALANCE	21	321302-20300	15,460.00	21	321302-20300	21	032130	Y	
		PRIDE SHOP	21	321305-10000	25,000.00	21	321305-10000	21	321305-20300	Y	
		PRIDE SHOP	21	321305-20300	25,000.00-	21	321305-10000	21	321305-20300	Y	
		** Potential Increase in Fund Balan			1,222,672.00						
21	032180	RECREATION CENTER									
		MRC NONSTD	21	321800-10000	75,000.00	21	321800-10000	21	032180	Y	
		MRC PURCH	21	321800-10001	1,500.00	21	321800-10001	21	032180	Y	
		MRC BAD DEBT	21	321800-20200	72,700.00-	21	032180	21	321800-20200	Y	
		MRC	21	321800-20300	276,000.00-	21	032180	21	321800-20300	Y	
		MRC AQUATICS	21	321800-20301	139,000.00-	21	032180	21	321800-20301	Y	
		MRC CLIMB	21	321800-20302	150,000.00-	21	032180	21	321800-20302	Y	
		MRC FACILITY	21	321800-20303	40,000.00-	21	032180	21	321800-20303	Y	
		MRC MAINT	21	321800-20304	44,000.00-	21	032180	21	321800-20304	Y	
		MRC OFF	21	321800-20305	29,000.00-	21	032180	21	321800-20305	Y	
		MRC AQUAT	21	321800-20306	35,850.00-	21	032180	21	321800-20306	Y	
		WELLNESS	21	321800-20307	15,000.00-	21	032180	21	321800-20307	Y	
		ADMIN	21	321800-20308	200,571.00-	21	032180	21	321800-20308	Y	
		INSURANCE	21	321800-20309	5,000.00-	21	032180	21	321800-20309	Y	
		UTILITIES	21	321800-20310	118,000.00-	21	032180	21	321800-20310	Y	
		PROGRAM	21	321800-20311	57,000.00-	21	032180	21	321800-20311	Y	
		MRC MKTG	21	321800-20312	41,000.00-	21	032180	21	321800-20312	Y	
		CREDIT CARD	21	321800-20313	4,900.00-	21	032180	21	321800-20313	Y	
		CAIN SPORT COMP	21	321800-20315	147,000.00-	21	032180	21	321800-20315	Y	
		MRC DED SALARIES	21	321800-20318	306,495.00-	21	032180	21	321800-20318	Y	
		FITNESS	21	321800-20319	70,000.00-	21	032180	21	321800-20319	Y	
		EQUIP	21	321800-20320	150,000.00-	21	032180	21	321800-20320	Y	

Printed on a Xerox 9700 Laser Printing System at the Computing Services Center / Texas A&M University

Form: URGB01 (02/05/85)

CC	Account	Transaction Description	Offset CC	Offset Account	Amount	Actual Entry From CC	Actual Entry From Account	Actual Entry To CC	Actual Entry To Account	Feed	Mand
21	032180	RECREATION CENTER									
		INTRAMURALS	21	321800-20322	70,000.00-	21	032180	21	321800-20322	Y	
		CLUB SPORTS	21	321800-20323	10,000.00-	21	032180	21	321800-20323	Y	
		FAC CHGBK	21	321800-20360	187,000.00-	21	032180	21	321800-20360	Y	
		AUX ASSESSM	21	321800-20365	72,700.00-	21	032180	21	321800-20365	Y	
		MRC MAC COURT LOAN	21	321800-20461	200,000.00-	21	032180	21	321800-20461	Y	
		MAINT	21	321800-20850	110,000.00-	21	032180	21	321800-20850	Y	
		MRC FALL	21	321802-11002	1,550,000.00	21	321802-11002	21	032180	Y	
		MRC SPG	21	321802-12002	1,475,000.00	21	321802-12002	21	032180	Y	
		MRC SUM I	21	321802-13002	350,000.00	21	321802-13002	21	032180	Y	
		MRC SUM II	21	321802-14002	260,000.00	21	321802-14002	21	032180	Y	
		MRC UNALLOC	21	321802-20300	449,666.00-	21	032180	21	321802-20300	Y	
		** Potential Increase in Fund Balan			710,618.00						
21	033000	STUDENT SERVICES FEES									
		SSF FALL	21	330000-11002	2,350,000.00	21	330000-11002	21	033000	Y	
		SSF SPG	21	330000-12002	2,125,000.00	21	330000-12002	21	033000	Y	
		SSF SUM I	21	330000-13002	450,000.00	21	330000-13002	21	033000	Y	
		SSF SUM II	21	330000-14002	300,000.00	21	330000-14002	21	033000	Y	
		SSF BAD DEBT	21	330000-20200	75,000.00-	21	033000	21	330000-20200	Y	
		SSF INVEST EARN	21	330005-10000	65,000.00	21	330005-10000	21	033000	Y	
		DEAN	21	330100-20300	322,095.00-	21	033000	21	330100-20300	Y	
		CAR SVC	21	330300-20300	357,922.00-	21	033000	21	330300-20300	Y	
		CLC	21	330302-20300	167,781.00-	21	033000	21	330302-20300	Y	
		SAFE SP ALLY	21	330305-20102	2,500.00-	21	033000	21	330305-20102	Y	
		COUNSELING	21	330305-20300	722,700.00-	21	033000	21	330305-20300	Y	
		EAST TEX	21	330500-20300	17,000.00-	21	033000	21	330500-20300	Y	
		AST DEAN	21	330900-20300	246,123.00-	21	033000	21	330900-20300	Y	
		INTRAMURALS	21	330901-20300	58,000.00-	21	033000	21	330901-20300	Y	
		INTL STD	21	330902-20300	34,000.00-	21	033000	21	330902-20300	Y	
		LEGAL SVC	21	331201-20300	10,000.00-	21	033000	21	331201-20300	Y	
		LEADERSHIP	21	331210-20300	148,180.00-	21	033000	21	331210-20300	Y	
		LEAD ENGAGE	21	331210-20301	208,253.00-	21	033000	21	331210-20301	Y	
		SEEDS	21	331210-20302	167,810.00-	21	033000	21	331210-20302	Y	
		AFFINITY	21	331210-20303	55,000.00-	21	033000	21	331210-20303	Y	
		MUSIC CHORALE	21	331300-20300	30,450.00-	21	033000	21	331300-20300	Y	
		MUSICAL THEATRE	21	331300-20301	25,000.00-	21	033000	21	331300-20301	Y	
		MUCIS PEP BAND	21	331301-20300	80,000.00-	21	033000	21	331301-20300	Y	
		ARAB	21	331310-20300	7,500.00-	21	033000	21	331310-20300	Y	
		ORIENTATION	21	331500-20300	80,800.00-	21	033000	21	331500-20300	Y	
		STD GOV	21	331906-20300	88,524.00-	21	033000	21	331906-20300	Y	
		HEALTH	21	331907-20300	621,103.00-	21	033000	21	331907-20300	Y	
		UNIV PLAYHS	21	332100-20300	45,000.00-	21	033000	21	332100-20300	Y	
		GALLERY	21	332101-20300	65,000.00-	21	033000	21	332101-20300	Y	
		CAMPUS ACTIVITES	21	332103-20300	546,705.00-	21	033000	21	332103-20300	Y	
		SAFE	21	332104-20103	10,000.00-	21	033000	21	332104-20103	Y	
		GREEK	21	332106-20300	215,342.00-	21	033000	21	332106-20300	Y	

Printed on a Xerox 9700 Laser Printing System at the Computing Services Center / Texas A&M University

Form: URGB01 (02/05/85)

CC	Account	Transaction Description	--- Offset --- CC	Account	Amount	-------- Actual Entry --------- ---- From ----- CC	Account	----- To ------ CC	Account	Feed	Mand
21	033000	STUDENT SERVICES FEES									
		SDRS	21	332108-20300	311,212.00-	21	033000	21	332108-20300	Y	
		CREDIT CARD	21	332710-20300	25,000.00-	21	033000	21	332710-20300	Y	
		RES AUX SSF NF	21	332803-20300	80,000.00-	21	033000	21	332803-20300	Y	
		RES SSF MERIT	21	332803-20301	50,000.00-	21	033000	21	332803-20301	Y	
		** Potential Increase in Fund Balan			416,000.00						
21	033180	RECREATION CENTER SSF									
		MRC	21	331800-20300	416,000.00-	21	033180	21	331800-20300	Y	
		** Potential Decrease in Fund Balan			416,000.00-						
21	100001	LEGISLATIVE APPROPRIATION									
		LEG APPROP	21	010000	41,393,911.00-	21	100001	21	010000	Y	
		** Decrease in SL Allocation **			41,393,911.00-						
21	100002	LEGISLATIVE APPROPRIATION OASI									
		LEG APP OASI	21	010000	2,391,200.00-	21	100002	21	010000	Y	
		** Decrease in SL Allocation **			2,391,200.00-						
21	100006	RESEARCH DEVELOPMENT FUND									
		RDF	21	010000	141,210.00-	21	100006	21	010000	Y	
		** Decrease in SL Allocation **			141,210.00-						
21	100009	GIP FUND 0001									
		FUND 001 GIP	21	010000	6,625,314.00-	21	100009	21	010000	Y	
		** Decrease in SL Allocation **			6,625,314.00-						
21	100011	HEF REVENUE									
		HEF	21	010000	10,786,313.00-	21	100011	21	010000	Y	
		** Decrease in SL Allocation **			10,786,313.00-						
21	100012	FUND 001 RETIREMENT - TRS									
		TRS	21	010000	1,984,400.00-	21	100012	21	010000	Y	
		** Decrease in SL Allocation **			1,984,400.00-						
21	100013	FUND 001 UNEMPLOYMENT COMP INS									
		UCI	21	010000	21,210.00-	21	100013	21	010000	Y	
		** Decrease in SL Allocation **			21,210.00-						
21	100022	FUND 001 RETIREMENT - ORP									
		ORP	21	010000	496,100.00-	21	100022	21	010000	Y	
		** Decrease in SL Allocation **			496,100.00-						
21	100100-11002	TUITION-RESIDENT-FALL									
		TUI FALL RES	21	010010	4,760,000.00-	21	100100-11002	21	010010	Y	
		** Decrease in SL Allocation **			4,760,000.00-						

Printed on a Xerox 9700 Laser Printing System at the Computing Services Center / Texas A&M University

Form: URGB01 (02/05/85)

CC	Account	Transaction Description	--- Offset --- CC	Account	Amount	-------- Actual Entry --------- ---- From ----- CC	Account	----- To ------ CC	Account	Feed	Mand
21	100100-11003	TUITION-NONRESIDENT-FALL									
		TUI NR FALL	21	010010	1,870,000.00-	21	100100-11003	21	010010	Y	
		** Decrease in SL Allocation **			1,870,000.00-						
21	100100-12002	TUITION-RESIDENT-SPRING									
		TUI RES SPG	21	010010	4,310,000.00-	21	100100-12002	21	010010	Y	
		** Decrease in SL Allocation **			4,310,000.00-						
21	100100-12003	TUITION-NONRESIDENT-SPRING									
		TUI NR SPG	21	010010	1,600,000.00-	21	100100-12003	21	010010	Y	
		** Decrease in SL Allocation **			1,600,000.00-						
21	100100-13002	TUITION-RESIDENT-SUMMER I									
		TUI RES SUM I	21	010010	801,000.00-	21	100100-13002	21	010010	Y	
		** Decrease in SL Allocation **			801,000.00-						
21	100100-13003	TUITION-NONRESIDENT-SUMMER I									
		TUI NR SUM I	21	010010	240,000.00-	21	100100-13003	21	010010	Y	
		** Decrease in SL Allocation **			240,000.00-						
21	100100-14002	TUITION-RESIDENT-SUMMER II									
		TUI RES SUM II	21	010010	541,000.00-	21	100100-14002	21	010010	Y	
		** Decrease in SL Allocation **			541,000.00-						
21	100100-14003	TUITION-NONRESIDENT-SUMMER II									
		TUI NR SUM II	21	010010	150,000.00-	21	100100-14003	21	010010	Y	
		** Decrease in SL Allocation **			150,000.00-						
21	100300-11002	TUITION SETASIDE-RES LOAN-FALL									
		TPEG LN RES FALL	21	010010	82,000.00-	21	100300-11002	21	010010	Y	
		** Decrease in SL Allocation **			82,000.00-						
21	100300-11003	TUITION SETASIDE-NR LOAN-FALL									
		TPEG LN NR FALL	21	010010	5,000.00-	21	100300-11003	21	010010	Y	
		** Decrease in SL Allocation **			5,000.00-						
21	100300-12002	TUITION SETASIDE-RES LOAN-SPRING									
		TPEG LN RES SPG	21	010010	78,000.00-	21	100300-12002	21	010010	Y	
		** Decrease in SL Allocation **			78,000.00-						
21	100300-12003	TUITION SETASIDE-NR LOAN-SPRNG									
		TPEG LN NR SPG	21	010010	4,000.00-	21	100300-12003	21	010010	Y	
		** Decrease in SL Allocation **			4,000.00-						
21	100300-13002	TUIT SETASIDE-RES LOAN-SUM I									
		TPEG LN RES SUM I	21	010010	18,000.00-	21	100300-13002	21	010010	Y	
		** Decrease in SL Allocation **			18,000.00-						

Printed on a Xerox 9700 Laser Printing System at the Computing Services Center / Texas A&M University

Form: URGB01 (02/05/85)

CC	Account	Transaction Description	--- Offset --- CC	Account	Amount	-------- Actual Entry --------- ---- From ----- CC	Account	----- To ------ CC	Account	Feed	Mand
21	100300-13003	TUITION SETASIDE-NR LOAN-SUM I									
		TPEG LN NR SUM I	21	010010	1,000.00-	21	100300-13003	21	010010	Y	
		** Decrease in SL Allocation **			1,000.00-						
21	100300-14002	TUIT SETASIDE-RES LOAN-SUMII									
		TPEG LN RES SUM II	21	010010	11,000.00-	21	100300-14002	21	010010	Y	
		** Decrease in SL Allocation **			11,000.00-						
21	100300-14003	TUITION SETASIDE-NR LOAN-SUMII									
		TPEN LN NR SUM II	21	010010	1,000.00-	21	100300-14003	21	010010	Y	
		** Decrease in SL Allocation **			1,000.00-						
21	100400-11002	TUIT SETASIDE-RES GRANT-FALL									
		TPEG GR RES FALL	21	010010	740,000.00-	21	100400-11002	21	010010	Y	
		** Decrease in SL Allocation **			740,000.00-						
21	100400-11003	TUIT SETASIDE-NR GRANT-FALL									
		TPEG GR NR FALL	21	010010	46,000.00-	21	100400-11003	21	010010	Y	
		** Decrease in SL Allocation **			46,000.00-						
21	100400-12002	TUIT SETASIDE-RES GRANT-SPRNG									
		TPEG GR REW SPG	21	010010	700,000.00-	21	100400-12002	21	010010	Y	
		** Decrease in SL Allocation **			700,000.00-						
21	100400-12003	TUIT SETASIDE-NR GRANT-SPRNG									
		TPEG GR NR SPG	21	010010	45,000.00-	21	100400-12003	21	010010	Y	
		** Decrease in SL Allocation **			45,000.00-						
21	100400-13002	TUIT SETASIDE-RES GRANT-SUMI									
		TPEG GR RES SUM I	21	010010	160,000.00-	21	100400-13002	21	010010	Y	
		** Decrease in SL Allocation **			160,000.00-						
21	100400-13003	TUIT SETASIDE-NR GRANT-SUMI									
		TPEG GR NR SUM I	21	010010	5,000.00-	21	100400-13003	21	010010	Y	
		** Decrease in SL Allocation **			5,000.00-						
21	100400-14002	TUIT SETASIDE-RES GRANT-SUMII									
		TPEG GR RES SUM II	21	010010	100,000.00-	21	100400-14002	21	010010	Y	
		** Decrease in SL Allocation **			100,000.00-						
21	100400-14003	TUIT SETASIDE-NR GRANT-SUMII									
		TPGE GR NR SUM II	21	010010	4,000.00-	21	100400-14003	21	010010	Y	
		** Decrease in SL Allocation **			4,000.00-						
21	100500-11002	GRAD TUITION-RESIDENT-FALL									
		GRAD TUI RES FALL	21	010010	930,000.00-	21	100500-11002	21	010010	Y	
		** Decrease in SL Allocation **			930,000.00-						

Printed on a Xerox 9700 Laser Printing System at the Computing Services Center / Texas A&M University

Form: URGB01 (02/05/85)

CC	Account	Transaction Description	--- Offset --- CC	Account	Amount	-------- Actual Entry --------- ---- From ----- CC	Account	----- To ------ CC	Account	Feed	Mand
21	100500-11003	GRAD TUITION-NONRESIDENT-FALL									
		GRAT TUI NR FALL	21	010010	278,000.00-	21	100500-11003	21	010010	Y	
		** Decrease in SL Allocation **			278,000.00-						
21	100500-12002	GRAD TUITION-RESIDENT-SPRING									
		GRAD TUI RES SPG	21	010010	905,000.00-	21	100500-12002	21	010010	Y	
		** Decrease in SL Allocation **			905,000.00-						
21	100500-12003	GRAD TUITION-NONRESIDENT-SPRNG									
		GRAD TUI NR SPG	21	010010	252,000.00-	21	100500-12003	21	010010	Y	
		** Decrease in SL Allocation **			252,000.00-						
21	100500-13002	GRAD TUITION-RESIDENT-SUMMER I									
		GRAD TUI RES SUM I	21	010010	425,000.00-	21	100500-13002	21	010010	Y	
		** Decrease in SL Allocation **			425,000.00-						
21	100500-13003	GRAD TUITION-NONRESIDENT-SUM I									
		GRAD TUI NR SUM I	21	010010	69,000.00-	21	100500-13003	21	010010	Y	
		** Decrease in SL Allocation **			69,000.00-						
21	100500-14002	GRAD TUITION-RESIDENT-SUMM II									
		GRAD TUI RES SUM II	21	010010	255,000.00-	21	100500-14002	21	010010	Y	
		** Decrease in SL Allocation **			255,000.00-						
21	100500-14003	GRAD TUITION-NONRESIDNT-SUM II									
		GRAD TUI NR SUM II	21	010010	53,000.00-	21	100500-14003	21	010010	Y	
		** Decrease in SL Allocation **			53,000.00-						
21	100830	FARM & DAIRY									
		FARM	21	010010	73,956.00-	21	100830	21	132100-20300	Y	
		** Decrease in SL Allocation **			73,956.00-						
21	100840	INTEREST - LOCAL FUNDS									
		INT LOCAL	21	010010	2,000.00-	21	100840	21	010010	Y	
		** Decrease in SL Allocation **			2,000.00-						
21	100841	INTEREST - STATE TREASURY DEPOSI									
		INT STATE	21	010010	30,000.00-	21	100841	21	010010	Y	
		** Decrease in SL Allocation **			30,000.00-						
21	100850-11002	LAB FEES - FALL									
		LB FALL	21	010010	40,000.00-	21	100850-11002	21	010010	Y	
		** Decrease in SL Allocation **			40,000.00-						
21	100850-12002	LAB FEES - SPRING									
		LB SPG	21	010010	37,000.00-	21	100850-12002	21	010010	Y	
		** Decrease in SL Allocation **			37,000.00-						

Printed on a Xerox 9700 Laser Printing System at the Computing Services Center / Texas A&M University

Form: URGB01 (02/05/85)

CC	Account	Transaction Description	Offset CC	Offset Account	Amount	Actual Entry From CC	Actual Entry From Account	Actual Entry To CC	Actual Entry To Account	Feed	Mand
21	100850-13002	LAB FEES - SUM I									
		LAB SUM I	21	010010	4,000.00-	21	100850-13002	21	010010	Y	
		** Decrease in SL Allocation **			4,000.00-						
21	100850-14002	LAB FEES - SUM II									
		LB SUM II	21	010010	2,000.00-	21	100850-14002	21	010010	Y	
		** Decrease in SL Allocation **			2,000.00-						
21	100890	TEXAS COLLEGE WORK STUDY									
		TX COLL WS PROG AA	21	010000	45,316.00-	21	100890	21	132890-20300	Y	
		TX COLL WS PROG SS	21	010000	24,400.00-	21	100890	21	132891-20300	Y	
		** Decrease in SL Allocation **			69,716.00-						
21	120010-20300	ART									
		ART	21	012000	1,117,903.00	21	012000	21	120010-20300	Y	
		** Increase in SL Allocation **			1,117,903.00						
21	120080-20300	HISTORY									
		HISTORY	21	012000	649,911.00	21	012000	21	120080-20300	Y	
		** Increase in SL Allocation **			649,911.00						
21	120120-20300	LITERATURE & LANGUAGES									
		LIT LANG	21	012000	1,844,809.00	21	012000	21	120120-20300	Y	
		** Increase in SL Allocation **			1,844,809.00						
21	120130-20300	MUSIC									
		MUSIC	21	012000	1,359,088.00	21	012000	21	120130-20300	Y	
		** Increase in SL Allocation **			1,359,088.00						
21	120131-20300	THEATRE									
		THATRE	21	012000	460,126.00	21	012000	21	120131-20300	Y	
		** Increase in SL Allocation **			460,126.00						
21	120160-20300	POLITICAL SCIENCE									
		POL SCI	21	012000	435,221.00	21	012000	21	120160-20300	Y	
		** Increase in SL Allocation **			435,221.00						
21	120190-20300	SOCIOLOGY & CRIMINAL JUSTICE									
		SOC CRIM JUST	21	012000	755,566.00	21	012000	21	120190-20300	Y	
		** Increase in SL Allocation **			755,566.00						
21	120510-20300	AGRICULTURAL SCIENCES									
		AG SCI	21	012000	1,082,246.00	21	012000	21	120510-20300	Y	
		** Increase in SL Allocation **			1,082,246.00						
21	120511-20300	AGRICULTURAL SCIENCE-RESEARCH TE									
		AG SCI RESEARCH TECN	21	012000	27,963.00	21	012000	21	120511-20300	Y	
		** Increase in SL Allocation **			27,963.00						

Printed on a Xerox 9700 Laser Printing System at the Computing Services Center / Texas A&M University

Form: URGB01 (02/05/85)

CC	Account	Transaction Description	Offset CC	Offset Account	Amount	Actual Entry From CC	Actual Entry From Account	Actual Entry To CC	Actual Entry To Account	Feed	Mand
21	120520-20300	BIOLOGICAL & EARTH SCIENCES									
		BIO	21	012000	979,628.00	21	012000	21	120520-20300	Y	
		** Increase in SL Allocation **			979,628.00						
21	120530-20300	CHEMISTRY									
		CHEM	21	012000	673,639.00	21	012000	21	120530-20300	Y	
		** Increase in SL Allocation **			673,639.00						
21	120531-20300	COMPUTER SCIENCE & INFO SYSTEM									
		COMP SCI	21	012000	1,251,481.00	21	012000	21	120531-20300	Y	
		** Increase in SL Allocation **			1,251,481.00						
21	120630-20300	MATHEMATICS									
		MATH	21	012000	1,095,565.00	21	012000	21	120630-20300	Y	
		** Increase in SL Allocation **			1,095,565.00						
21	120660-20300	PHYSICS									
		PHYSICS	21	012000	682,389.00	21	012000	21	120660-20300	Y	
		** Increase in SL Allocation **			682,389.00						
21	121030-20300	COUNSELING									
		COUNSELING	21	012000	787,493.00	21	012000	21	121030-20300	Y	
		** Increase in SL Allocation **			787,493.00						
21	121051-20300	CURRICULUM AND INSTRUCTION									
		CUR / INSTRUC	21	012000	2,525,457.00	21	012000	21	121051-20300	Y	
		** Increase in SL Allocation **			2,525,457.00						
21	121055-20300	EDUCATIONAL LEADERSHIP									
		ED LEAD	21	012000	881,868.00	21	012000	21	121055-20300	Y	
		** Increase in SL Allocation **			881,868.00						
21	121060-20300	HIGHER ED & LEARNING TECHNOLOGIE									
		HELT	21	012000	792,930.00	21	012000	21	121060-20300	Y	
		** Increase in SL Allocation **			792,930.00						
21	121080-20300	HEALTH & HUMAN PERFORMANCE									
		HHP	21	012000	912,889.00	21	012000	21	121080-20300	Y	
		** Increase in SL Allocation **			912,889.00						
21	121160-20300	PSYCHOLOGY, SPEC ED, & COUNSELIN									
		PSYCH SPEC ED	21	012000	1,677,706.00	21	012000	21	121160-20300	Y	
		** Increase in SL Allocation **			1,677,706.00						
21	121191-20300	SOCIAL WORK									
		SOC WORK	21	012000	685,497.00	21	012000	21	121191-20300	Y	
		** Increase in SL Allocation **			685,497.00						

Printed on a Xerox 9700 Laser Printing System at the Computing Services Center / Texas A&M University

Form: URGB01 (02/05/85)

CC	Account	Transaction Description	--- Offset --- CC	Account	Amount	-------- Actual Entry --------- ---- From ----- CC	Account	----- To ------ CC	Account	Feed	Mand
21	121270-20300	ED CERTIFICATION & ACAD SRVS									
		ED CERT	21	012000	219,423.00	21	012000	21	121270-20300	Y	
		** Increase in SL Allocation **			219,423.00						
21	121275-20300	COEHS - MENTOR CENTER									
		COEHS MENTOR CTR	21	012000	108,477.00	21	012000	21	121275-20300	Y	
		** Increase in SL Allocation **			108,477.00						
21	121290-20300	PRIDE PREP ACADEMY									
		PRIDE PRE	21	012000	22,000.00	21	012000	21	121290-20300	Y	
		** Increase in SL Allocation **			22,000.00						
21	121300-20300	NURSING PROGRAM									
		NURSING	21	012000	734,695.00	21	012000	21	121300-20300	Y	
		** Increase in SL Allocation **			734,695.00						
21	122010-20300	ACCOUNTING									
		ACCTG	21	012000	1,620,956.00	21	012000	21	122010-20300	Y	
		** Increase in SL Allocation **			1,620,956.00						
21	122050-20300	ECONOMICS & FINANCE									
		ECO FIN	21	012000	1,917,924.00	21	012000	21	122050-20300	Y	
		** Increase in SL Allocation **			1,917,924.00						
21	122070-20300	MARKETING & BUSINESS ANALYTICS									
		MKTG BUS ANALY	21	012000	1,169,136.00	21	012000	21	122070-20300	Y	
		** Increase in SL Allocation **			1,169,136.00						
21	122090-20300	ENGINEERING & TECHNOLOGY									
		IET	21	012000	568,788.00	21	012000	21	122090-20300	Y	
		** Increase in SL Allocation **			568,788.00						
21	122091-20301	IT SPEC ITEM -- FACULTY SALARIES									
		IET SPEC ITEM	21	012000	72,706.00	21	012000	21	122091-20301	Y	
		** Increase in SL Allocation **			72,706.00						
21	122093-20300	CONSTRUCTION ENGINEERING									
		CONST ENG	21	012000	249,170.00	21	012000	21	122093-20300	Y	
		** Increase in SL Allocation **			249,170.00						
21	122095-20300	ELECTRICAL ENGINEERING									
		ELECT ENG	21	012000	165,000.00	21	012000	21	122095-20300	Y	
		** Increase in SL Allocation **			165,000.00						
21	122130-20300	MANAGEMENT									
		MGMT	21	012000	1,228,299.00	21	012000	21	122130-20300	Y	
		** Increase in SL Allocation **			1,228,299.00						

Printed on a Xerox 9700 Laser Printing System at the Computing Services Center / Texas A&M University

Form: URGB01 (02/05/85)

CC	Account	Transaction Description	Offset CC	Offset Account	Amount	Actual Entry From CC	Actual Entry From Account	Actual Entry To CC	Actual Entry To Account	Feed	Mand
21	122150-20300	APPLIED SCIENCES - BAAS									
		BAAS	21	012000	357,156.00	21	012000	21	122150-20300	Y	
		** Increase in SL Allocation **			357,156.00						
21	127080-20300	HONORS COLLEGE									
		HONORS COLL	21	012000	166,021.00	21	012000	21	127080-20300	Y	
		** Increase in SL Allocation **			166,021.00						
21	127120-20300	EXTENDED UNIVERSITY									
		EXT UNIV	21	012000	194,880.00	21	012000	21	127120-20300	Y	
		** Increase in SL Allocation **			194,880.00						
21	127125-20300	COMMUNITY COLLEGE OUTREACH									
		COMM COLL OUT	21	012000	42,157.00	21	012000	21	127125-20300	Y	
		** Increase in SL Allocation **			42,157.00						
21	127130-20300	METROPLEX CENTER									
		METROPLEX	21	012000	88,365.00	21	012000	21	127130-20300	Y	
		** Increase in SL Allocation **			88,365.00						
21	127135-20300	UNIVERSITY COLLEGE									
		UNIV COLL	21	012000	234,823.00	21	012000	21	127135-20300	Y	
		** Increase in SL Allocation **			234,823.00						
21	127135-20301	UCOLL - MATH SKILLS CENTER									
		UCOLL MATH SKL	21	012000	212,537.00	21	012000	21	127135-20301	Y	
		** Increase in SL Allocation **			212,537.00						
21	127140-20300	NAVARRO									
		NAVARRO-CORS	21	012000	164,430.00	21	012000	21	127140-20300	Y	
		** Increase in SL Allocation **			164,430.00						
21	127145-20300	FRISCO									
		FRISCO	21	012000	39,560.00	21	012000	21	127145-20300	Y	
		** Increase in SL Allocation **			39,560.00						
21	127590-20300	INTERNATIONAL STUDIES									
		INTL STUDIES	21	012000	183,093.00	21	012000	21	127590-20300	Y	
		** Increase in SL Allocation **			183,093.00						
21	127700-20300	MIDLOTHIAN CAMPUS									
		MIDLOTHIAN	21	012000	19,393.00	21	012000	21	127700-20300	Y	
		** Increase in SL Allocation **			19,393.00						
21	128001	LONGEVITY - INSTRUCTION									
		LONG INSTRUC	21	012000	85,500.00	21	012000	21	128001	Y	
		** Increase in SL Allocation **			85,500.00						

Printed on a Xerox 9700 Laser Printing System at the Computing Services Center / Texas A&M University

Form: URGB01 (02/05/85)

CC	Account	Transaction Description	--- Offset --- CC	Account	Amount	-------- Actual Entry --------- ---- From ----- CC	Account	----- To ------ CC	Account	Feed	Mand
21	128010	LONGEVITY - RESEARCH									
		LONG RESARCH	21	012000	3,000.00	21	012000	21	128010	Y	
		** Increase in SL Allocation **			3,000.00						
21	129000-20300	RES - CHSSA GATS, GANTS									
		RES CHSSA	21	012000	646,000.00	21	012000	21	129000-20300	Y	
		** Increase in SL Allocation **			646,000.00						
21	129050-20300	RES - CSE GATS, GANTS									
		RES COSE GAS	21	012000	479,600.00	21	012000	21	129050-20300	Y	
		** Increase in SL Allocation **			479,600.00						
21	129100-20300	RES - COEHS GATS, GANTS									
		RES COEHS GAS	21	012000	470,400.00	21	012000	21	129100-20300	Y	
		** Increase in SL Allocation **			470,400.00						
21	129150-20300	RES - AGRI GATS, GANTS									
		RES AG GAS	21	012000	48,000.00	21	012000	21	129150-20300	Y	
		** Increase in SL Allocation **			48,000.00						
21	129200-20300	RES - COB GATS, GANTS									
		RES COB	21	012000	160,000.00	21	012000	21	129200-20300	Y	
		** Increase in SL Allocation **			160,000.00						
21	129300-20300	RES - PROVOST GATS, GANTS									
		RES PROVST	21	012000	2,219,093.00	21	012000	21	129300-20300	Y	
		** Increase in SL Allocation **			2,219,093.00						
21	129500-20301	RES - NEW FACULTY									
		PROV NEW FAC	21	012000	487,500.00	21	012000	21	129500-20301	Y	
		** Increase in SL Allocation **			487,500.00						
21	129505-20301	SUMMER EARNINGS - CHSSA									
		RES SUMM SAL	21	012000	50,000.00	21	012000	21	129505-20301	Y	
		** Increase in SL Allocation **			50,000.00						
21	129505-20302	SUMMER EARNINGS - COEHS									
		COEHS SUMMER SCHOL	21	012000	50,000.00	21	012000	21	129505-20302	Y	
		** Increase in SL Allocation **			50,000.00						
21	129505-20303	SUMMER EARNINGS - COB									
		COB SUMMER FUNDING	21	012000	50,000.00	21	012000	21	129505-20303	Y	
		** Increase in SL Allocation **			50,000.00						
21	129505-20304	SUMMER EARNINGS - COSE									
		COSE SUMMER	21	012000	50,000.00	21	012000	21	129505-20304	Y	
		** Increase in SL Allocation **			50,000.00						

Printed on a Xerox 9700 Laser Printing System at the Computing Services Center / Texas A&M University

Form: URGB01 (02/05/85)

CC	Account	Transaction Description	Offset CC	Offset Account	Amount	Actual Entry From CC	Actual Entry From Account	Actual Entry To CC	Actual Entry To Account	Feed	Mand
21	129505-20306	SUMMER EARNINGS - LIBRARY									
		LIB RES SUMM SAL	21	012000	5,158.00	21	012000	21	129505-20306	Y	
		** Increase in SL Allocation **			5,158.00						
21	129505-20307	SUMMER EARNINGS - GRAD SCHOOL									
		GRAD SCH SUMM	21	012000	25,537.00	21	012000	21	129505-20307	Y	
		** Increase in SL Allocation **			25,537.00						
21	129600-20300	RES-WINTER TERM SALARIES									
		WINTER MINI	21	012000	40,000.00	21	012000	21	129600-20300	Y	
		** Increase in SL Allocation **			40,000.00						
21	130000-20300	DEAN GRAD STUDIES & RESEARCH									
		GRAD SCH	21	012000	513,640.00	21	012000	21	130000-20300	Y	
		** Increase in SL Allocation **			513,640.00						
21	130000-20302	GRAD STUDIES - GA TUITION/REMISS									
		GA TUI REMIS	21	012000	504,000.00	21	012000	21	130000-20302	Y	
		** Increase in SL Allocation **			504,000.00						
21	130000-20303	RESEARCH GA SUPPLEMENT									
		GRAD GA SUPPLE	21	012000	70,000.00	21	012000	21	130000-20303	Y	
		** Increase in SL Allocation **			70,000.00						
21	130000-20500	DEAN GRAD STUDIES RESERVE									
		RES GRAD	21	012000	207,745.00	21	012000	21	130000-20500	Y	
		** Increase in SL Allocation **			207,745.00						
21	131000-20300	DEAN - CHSSA									
		DEAN CHSSA	21	012000	484,145.00	21	012000	21	131000-20300	Y	
		** Increase in SL Allocation **			484,145.00						
21	131000-20301	CHSSA - LIBERAL STUDIES									
		LIB STDS	21	012000	52,314.00	21	012000	21	131000-20301	Y	
		** Increase in SL Allocation **			52,314.00						
21	131000-20302	CHSSA - ACADEMY OF LIBERAL ARTS									
		ACAD LIB ARTS	21	012000	95,000.00	21	012000	21	131000-20302	Y	
		** Increase in SL Allocation **			95,000.00						
21	131000-20305	CHSSA ADVISING									
		CHSSA ADVISING	21	012000	57,124.00	21	012000	21	131000-20305	Y	
		** Increase in SL Allocation **			57,124.00						
21	131003-20300	PLANETARIUM									
		PLANETARIUM	21	012000	168,494.00	21	012000	21	131003-20300	Y	
		** Increase in SL Allocation **			168,494.00						

Printed on a Xerox 9700 Laser Printing System at the Computing Services Center / Texas A&M University

Form: URGB01 (02/05/85)

CC	Account	Transaction Description	Offset CC	Offset Account	Amount	Actual Entry From CC	Actual Entry From Account	Actual Entry To CC	Actual Entry To Account	Feed	Mand
21	131100-20300	DEAN COLL EDUC & HUMAN SERVICES									
		DEAN COEHS	21	012000	269,157.00	21	012000	21	131100-20300	Y	
		** Increase in SL Allocation **			269,157.00						
21	131200-20300	DEAN COLLEGE OF BUSINESS									
		DEAN COB	21	012000	477,678.00	21	012000	21	131200-20300	Y	
		** Increase in SL Allocation **			477,678.00						
21	131300-20300	DEAN - CSE									
		DEAN COSE	21	012000	381,833.00	21	012000	21	131300-20300	Y	
		** Increase in SL Allocation **			381,833.00						
21	131599-20300	ASSESSMENT SERVICES									
		ASSESSMENT SVC	21	012000	114,102.00	21	012000	21	131599-20300	Y	
		** Increase in SL Allocation **			114,102.00						
21	131700	LONGEVITY-ACADEMIC SUPPORT									
		LONG ACAD SUP	21	012000	130,000.00	21	012000	21	131700	Y	
		** Increase in SL Allocation **			130,000.00						
21	132000-20300	LIBRARY									
		LIB	21	012000	1,517,922.00	21	012000	21	132000-20300	Y	
		** Increase in SL Allocation **			1,517,922.00						
21	132001-20300	HEF LIBRARY MATERIALS SERIALS									
		HEF LIB SERIALS	21	018500	350,000.00	21	018500	21	132001-20300	Y	
		** Increase in SL Allocation **			350,000.00						
21	132001-20302	HEF LIBRARY MONOGRAPHS									
		HEF LIB MONOGRAPHS	21	018500	235,000.00	21	018500	21	132001-20302	Y	
		** Increase in SL Allocation **			235,000.00						
21	132100-20300	INSTRUCTIONAL FARM									
		FARM	21	012000	214,133.00	21	012000	21	132100-20300	Y	
		FARM	21	012000	73,956.00	21	100830	21	132100-20300	Y	
		** Increase in SL Allocation **			288,089.00						
21	132890-20300	TEXAS COLLEGE WS PROGRAM-ACAD									
		TX COLL WS PROG AA	21	013260	45,316.00	21	100890	21	132890-20300	Y	
		** Increase in SL Allocation **			45,316.00						
21	132891-20300	TEXAS COLLEGE WS PROGRAM-SS									
		TX COLL WS PROG SS	21	013260	24,400.00	21	100890	21	132891-20300	Y	
		** Increase in SL Allocation **			24,400.00						
21	132901-20300	TUITION REBATES									
		TUI REBATES	21	012000	10,000.00	21	012000	21	132901-20300	Y	
		** Increase in SL Allocation **			10,000.00						

Printed on a Xerox 9700 Laser Printing System at the Computing Services Center / Texas A&M University

Form: URGB01 (02/05/85)

CC	Account	Transaction Description	--- Offset --- CC	Account	Amount	-------- Actual Entry --------- ---- From ----- CC	Account	----- To ------ CC	Account	Feed	Mand
21	140800-20300	RESEARCH DEVELOPMENT FUND									
		RESEARCH EXCEL	21	014000	103,210.00	21	014000	21	140800-20300	Y	
		** Increase in SL Allocation **			103,210.00						
21	140800-20301	PROJECT ADMINISTRATION									
		PROJ ADMIN	21	014000	38,000.00	21	014000	21	140800-20301	Y	
		** Increase in SL Allocation **			38,000.00						
21	140900-20300	ORSP OPERATING ACCOUNT									
		RESEARCH	21	012000	82,636.00	21	012000	21	140900-20300	Y	
		** Increase in SL Allocation **			82,636.00						
21	150000-20300	NORTHEAST TEXAS PARTNERSHIP									
		NETX	21	012000	77,782.00	21	012000	21	150000-20300	Y	
		** Increase in SL Allocation **			77,782.00						
21	150000-20302	NETX DISTANCE EDUCATION & FEES									
		NETX DIST ED	21	012000	14,250.00	21	012000	21	150000-20302	Y	
		** Increase in SL Allocation **			14,250.00						
21	150000-20303	NETX DUAL CREDIT ADJUNCTS									
		NETX DUAL ADJ	21	012000	223,000.00	21	012000	21	150000-20303	Y	
		** Increase in SL Allocation **			223,000.00						
21	150000-20305	NETX-CAG IT CONTRACT									
		NETX CAG CONT	21	012000	25,000.00	21	012000	21	150000-20305	Y	
		** Increase in SL Allocation **			25,000.00						
21	150000-20700	NETX - INNOVATIONS									
		NETX CONT SVC	21	012000	50,000.00	21	012000	21	150000-20700	Y	
		** Increase in SL Allocation **			50,000.00						
21	150001-20306	NETX 2 - EMERGENCY PERMIT PROGRA									
		NETX EMERG PERM	21	012000	81,371.00	21	012000	21	150001-20306	Y	
		** Increase in SL Allocation **			81,371.00						
21	150001-20310	NETX PARTNERSHIP									
		NETX PART	21	012000	14,232.00	21	012000	21	150001-20310	Y	
		** Increase in SL Allocation **			14,232.00						
21	150100-20300	SPEC ITEM - TAB/INSTITUTE FOR CO									
		TAB SPEC ITE	21	012000	456,093.00	21	012000	21	150100-20300	Y	
		** Increase in SL Allocation **			456,093.00						
21	151010-20300	KETR									
		KETR	21	012000	225,112.00	21	012000	21	151010-20300	Y	
		** Increase in SL Allocation **			225,112.00						

Printed on a Xerox 9700 Laser Printing System at the Computing Services Center / Texas A&M University

Form: URGB01 (02/05/85)

CC	Account	Transaction Description	--- Offset --- CC	Account	Amount	-------- Actual Entry --------- ---- From ----- CC	Account	----- To ------ CC	Account	Feed	Mand
21	151150	LONGEVITY-EXT & PUBLIC SERVICE/I									
		LONG PUB SVC	21	012000	12,000.00	21	012000	21	151150	Y	
		** Increase in SL Allocation **			12,000.00						
21	160000-20300	PRESIDENT'S OFFICE									
		PRES OFF	21	012000	125,445.00	21	012000	21	160000-20300	Y	
		** Increase in SL Allocation **			125,445.00						
21	160000-20310	PRES PERMANENT SALARY SAVINGS									
		PRES SAL SAV	21	012000	50,540.00	21	012000	21	160000-20310	Y	
		** Increase in SL Allocation **			50,540.00						
21	160040-20300	CHIEF OF STAFF									
		CHIEF OF STAFF	21	012000	209,912.00	21	012000	21	160040-20300	Y	
		** Increase in SL Allocation **			209,912.00						
21	160041-20300	SAGO - GOVT RELATIONS									
		SAGO	21	012000	33,690.00	21	012000	21	160041-20300	Y	
		** Increase in SL Allocation **			33,690.00						
21	160049-20300	VPAA STRATEGIC INITIATIVE FUNDIN									
		VPAA STRAT INI FUND	21	012000	70,000.00	21	012000	21	160049-20300	Y	
		** Increase in SL Allocation **			70,000.00						
21	160049-20303	COEHS MATH/SCIENCE TEACHER PREP									
		COEHS MATH/SCI	21	012000	65,200.00	21	012000	21	160049-20303	Y	
		** Increase in SL Allocation **			65,200.00						
21	160050-20300	PROVOST & VP ACADEMIC AFFAIRS									
		PROVOST	21	012000	1,199,912.00	21	012000	21	160050-20300	Y	
		** Increase in SL Allocation **			1,199,912.00						
21	160050-20310	PROV PERM NON-FAC SAL SAVINGS									
		PROV SAL SAV NF	21	012000	6,239.00	21	012000	21	160050-20310	Y	
		** Increase in SL Allocation **			6,239.00						
21	160050-20311	AA UNEXPENDED NON-FAC MERIT									
		PROV UNEXP MER NF	21	012000	11,291.00	21	012000	21	160050-20311	Y	
		** Increase in SL Allocation **			11,291.00						
21	160050-20312	AA UNEXPENDED FACULTY MERIT									
		PROV EUNEXP MER FAC	21	012000	108,509.00	21	012000	21	160050-20312	Y	
		** Increase in SL Allocation **			108,509.00						
21	160051-20300	VP BUSINESS & ADMINISTRATION									
		VPBA	21	012000	350,921.00	21	012000	21	160051-20300	Y	
		** Increase in SL Allocation **			350,921.00						

Printed on a Xerox 9700 Laser Printing System at the Computing Services Center / Texas A&M University

Form: URGB01 (02/05/85)

CC	Account	Transaction Description	--- Offset --- CC	Account	Amount	-------- Actual Entry --------- ---- From ----- CC	Account	----- To ------ CC	Account	Feed	Mand
21	160051-20310	VPBA PERM SAL SAVINGS									
		VPBA PER SAL SAV	21	012000	177,669.00	21	012000	21	160051-20310	Y	
		** Increase in SL Allocation **			177,669.00						
21	160051-20311	VPBA - UPD PERM SAL SAVINGS									
		UPD PERM SAL SAV	21	012000	28,738.00	21	012000	21	160051-20311	Y	
		** Increase in SL Allocation **			28,738.00						
21	160052-20300	AVP - BUSINESS ADMIN									
		AVP REP	21	012000	267,062.00	21	012000	21	160052-20300	Y	
		** Increase in SL Allocation **			267,062.00						
21	160055-20300	HISPANIC OUTREACH									
		HISP OUTREACH	21	012000	127,476.00	21	012000	21	160055-20300	Y	
		** Increase in SL Allocation **			127,476.00						
21	161090-20300	INSTITUTIONAL EFFECTIVENESS									
		IE IR	21	012000	384,221.00	21	012000	21	161090-20300	Y	
		** Increase in SL Allocation **			384,221.00						
21	161095-20300	QEP									
		QEP	21	012000	35,124.00	21	012000	21	161095-20300	Y	
		** Increase in SL Allocation **			35,124.00						
21	162020-20300	DIV OF IT EXCELLENCE									
		CIO	21	012000	196,959.00	21	012000	21	162020-20300	Y	
		** Increase in SL Allocation **			196,959.00						
21	162040-20300	BUDGET OFFICE									
		BUD BUS SVC	21	012000	336,445.00	21	012000	21	162040-20300	Y	
		** Increase in SL Allocation **			336,445.00						
21	162045-20300	BUSINESS SERVICES									
		BUSI SVCS	21	012000	299,780.00	21	012000	21	162045-20300	Y	
		** Increase in SL Allocation **			299,780.00						
21	162062-20300	ACCOUNTING SERVICES									
		ACCTG SVCS	21	012000	494,638.00	21	012000	21	162062-20300	Y	
		** Increase in SL Allocation **			494,638.00						
21	162080-20300	HUMAN RESOURCES - SALARIES									
		HR	21	012000	668,372.00	21	012000	21	162080-20300	Y	
		** Increase in SL Allocation **			668,372.00						
21	162085-20300	PAYROLL									
		PAYROLL	21	012000	157,531.00	21	012000	21	162085-20300	Y	
		** Increase in SL Allocation **			157,531.00						

Printed on a Xerox 9700 Laser Printing System at the Computing Services Center / Texas A&M University

Form: URGB01 (02/05/85)

CC	Account	Transaction Description	--- Offset --- CC	Account	Amount	-------- Actual Entry --------- ---- From ----- CC	Account	----- To ------ CC	Account	Feed	Mand
21	162120-20300	MAIL SERVICE									
		MAIL SVC	21	012000	61,884.00	21	012000	21	162120-20300	Y	
		** Increase in SL Allocation **			61,884.00						
21	162160-20300	PURCHASING									
		PURCH	21	012000	262,626.00	21	012000	21	162160-20300	Y	
		** Increase in SL Allocation **			262,626.00						
21	162165-20300	CONTRACT ADMINISTRATION									
		CONTRACT MGMT	21	012000	113,400.00	21	012000	21	162165-20300	Y	
		** Increase in SL Allocation **			113,400.00						
21	162180-20300	TRAINING & DEVELOPMENT									
		TRAIN & DEV	21	012000	155,785.00	21	012000	21	162180-20300	Y	
		** Increase in SL Allocation **			155,785.00						
21	162185-20300	COMPLIANCE									
		COMPL OFF	21	012000	259,236.00	21	012000	21	162185-20300	Y	
		** Increase in SL Allocation **			259,236.00						
21	162190-20300	SAFETY OFFICE									
		SAFETY	21	012000	449,427.00	21	012000	21	162190-20300	Y	
		** Increase in SL Allocation **			449,427.00						
21	162195-20300	SHIPPING/RECEIVING									
		SHIP/REC	21	012000	87,091.00	21	012000	21	162195-20300	Y	
		** Increase in SL Allocation **			87,091.00						
21	162210-20300	UNIVERSITY POLICE									
		UPD	21	012000	1,290,515.00	21	012000	21	162210-20300	Y	
		** Increase in SL Allocation **			1,290,515.00						
21	164120-20300	CHIEF MARKETING OFFICER									
		CHIEF MKTG OFF	21	012000	150,000.00	21	012000	21	164120-20300	Y	
		** Increase in SL Allocation **			150,000.00						
21	164130-20300	MARKETING COMMUNICATIONS									
		MARK COMM	21	012000	558,731.00	21	012000	21	164130-20300	Y	
		** Increase in SL Allocation **			558,731.00						
21	164140-20300	COMMUNITY ENGAGEMENT&MEDIA RELAT									
		VPMRK	21	012000	217,000.00	21	012000	21	164140-20300	Y	
		** Increase in SL Allocation **			217,000.00						
21	164140-20310	VPMRK - PERM SAL SAV									
		VPMRK SAL SAV	21	012000	7,158.00	21	012000	21	164140-20310	Y	
		** Increase in SL Allocation **			7,158.00						

Printed on a Xerox 9700 Laser Printing System at the Computing Services Center / Texas A&M University

Form: URGB01 (02/05/85)

CC	Account	Transaction Description	--- Offset --- CC	Account	Amount	-------- Actual Entry --------- ---- From ----- CC	Account	----- To ------ CC	Account	Feed	Mand
21	165900	LONGEVITY-INSTITUTIONAL SUPPORT									
		LONG INST SUPP	21	012000	63,600.00	21	012000	21	165900	Y	
		** Increase in SL Allocation **			63,600.00						
21	166002-20300	DEAN OF STUDENTS									
		DEAN OF STUDENTS	21	012000	119,500.00	21	012000	21	166002-20300	Y	
		** Increase in SL Allocation **			119,500.00						
21	166020-20300	HEALTH SERVICES									
		HEALTH SVCS	21	012000	90,000.00	21	012000	21	166020-20300	Y	
		** Increase in SL Allocation **			90,000.00						
21	166030-20300	CAREER DEVELOPMENT									
		CAREER SVCS	21	012000	10,667.00	21	012000	21	166030-20300	Y	
		** Increase in SL Allocation **			10,667.00						
21	166040-20300	DISABILITY RESOURCES & SERVICES									
		SDRS	21	012000	9,690.00	21	012000	21	166040-20300	Y	
		** Increase in SL Allocation **			9,690.00						
21	166050-20300	ENROLLMENT MANAGEMENT									
		ENRO MGMT	21	012000	507,503.00	21	012000	21	166050-20300	Y	
		** Increase in SL Allocation **			507,503.00						
21	166054-20300	ONE STOP DIRECT STUDENT ACCESS									
		OSS ACC	21	012000	95,404.00	21	012000	21	166054-20300	Y	
		** Increase in SL Allocation **			95,404.00						
21	166060-20300	FRESHMAN ADMISSIONS									
		FRESH ADMIS	21	012000	624,150.00	21	012000	21	166060-20300	Y	
		** Increase in SL Allocation **			624,150.00						
21	166061-20300	FINANCIAL AID									
		FIN AID	21	012000	777,766.00	21	012000	21	166061-20300	Y	
		** Increase in SL Allocation **			777,766.00						
21	166090-20300	INTERNATIONAL STUDENT SERVICES									
		INTERNAL STD SVC	21	012000	142,757.00	21	012000	21	166090-20300	Y	
		** Increase in SL Allocation **			142,757.00						
21	166180-20300	REGISTRAR									
		REGISTRAR	21	012000	303,767.00	21	012000	21	166180-20300	Y	
		** Increase in SL Allocation **			303,767.00						
21	166200-20300	TRANSFER ADMISSION									
		TRANS ADMIS	21	012000	120,072.00	21	012000	21	166200-20300	Y	
		** Increase in SL Allocation **			120,072.00						

Printed on a Xerox 9700 Laser Printing System at the Computing Services Center / Texas A&M University

Form: URGB01 (02/05/85)

CC	Account	Transaction Description	--- Offset --- CC	Account	Amount	-------- Actual Entry --------- ---- From ----- CC	Account	----- To ------ CC	Account	Feed	Mand
21	166900	LONGEVITY-STUDENT SERVICES									
		LONG STD SVC	21	012000	91,600.00	21	012000	21	166900	Y	
		** Increase in SL Allocation **			91,600.00						
21	170001	LOCAL GIP - INSTRUCTION									
		LOCAL GIP INST	21	017000	1,130,000.00	21	017000	21	170001	Y	
		** Increase in SL Allocation **			1,130,000.00						
21	170002	LOCAL GIP - RESEARCH									
		LOCAL GIP RES	21	017000	15,000.00	21	017000	21	170002	Y	
		** Increase in SL Allocation **			15,000.00						
21	170003	LOCAL GIP - PUBLIC SERVICE									
		LOCAL GIP PUB SVC	21	017000	32,500.00	21	017000	21	170003	Y	
		** Increase in SL Allocation **			32,500.00						
21	170004	LOCAL GIP - ACADEMIC SUPPORT									
		LOCAL GIP ACAD SUPP	21	017000	235,000.00	21	017000	21	170004	Y	
		** Increase in SL Allocation **			235,000.00						
21	170005	LOCAL GIP - STUDENT SERVICES									
		LOCAL GIP STD SVC	21	017000	173,000.00	21	017000	21	170005	Y	
		** Increase in SL Allocation **			173,000.00						
21	170006	LOCAL GIP - INSTITUTIONAL SUPPOR									
		LOCAL GIP INST SUPP	21	017000	256,000.00	21	017000	21	170006	Y	
		** Increase in SL Allocation **			256,000.00						
21	170007	LOCAL GIP - O&M PLANT									
		LOCAL GIP PLANT	21	017000	91,600.00	21	017000	21	170007	Y	
		** Increase in SL Allocation **			91,600.00						
21	170101	LOCAL GIP RETIREES - INSTRUCTION									
		LOCAL GIP RETIREE	21	017000	964,582.00	21	017000	21	170101	Y	
		** Increase in SL Allocation **			964,582.00						
21	171001	INSTITUTIONAL WCI - INSTRUCTION									
		INST WCI INST	21	017000	92,000.00	21	017000	21	171001	Y	
		** Increase in SL Allocation **			92,000.00						
21	171002	INSTITUTIONAL WCI - RESEARCH									
		INST WCI RES	21	017000	500.00	21	017000	21	171002	Y	
		** Increase in SL Allocation **			500.00						
21	171003	INSTITUTIONAL WCI - PUBLIC SERVI									
		INST WCI PUB SVC	21	017000	2,000.00	21	017000	21	171003	Y	
		** Increase in SL Allocation **			2,000.00						

Printed on a Xerox 9700 Laser Printing System at the Computing Services Center / Texas A&M University

Form: URGB01 (02/05/85)

CC	Account	Transaction Description	--- Offset --- CC	Account	Amount	-------- Actual Entry --------- ---- From ----- CC	Account	----- To ------ CC	Account	Feed	Mand
21	171004	INSTITUTIONAL WCI - ACADEMIC SUP									
		INST WCI ACAD SUPP	21	017000	20,000.00	21	017000	21	171004	Y	
		** Increase in SL Allocation **			20,000.00						
21	171005	INSTITUTIONAL WCI - STUDENT SRVS									
		INST WCI STD SVC	21	017000	15,000.00	21	017000	21	171005	Y	
		** Increase in SL Allocation **			15,000.00						
21	171006	INSTITUTIONAL WCI - INST SUPPORT									
		INST WCI INST SUPP	21	017000	18,000.00	21	017000	21	171006	Y	
		** Increase in SL Allocation **			18,000.00						
21	171007	INSTITUTIONAL WCI - O&M PLANT									
		INST WCI PLANT	21	017000	10,000.00	21	017000	21	171007	Y	
		** Increase in SL Allocation **			10,000.00						
21	172001	LOCAL RETIREMENT - INSTRUCTION									
		LOCAL RET INST	21	017000	537,000.00	21	017000	21	172001	Y	
		** Increase in SL Allocation **			537,000.00						
21	172002	LOCAL RETIREMENT - RESEARCH									
		LOCAL RET RES	21	017000	2,800.00	21	017000	21	172002	Y	
		** Increase in SL Allocation **			2,800.00						
21	172003	LOCAL RETIREMENT - PUBLIC SRV									
		LOCAL RET PUB SVC	21	017000	9,800.00	21	017000	21	172003	Y	
		** Increase in SL Allocation **			9,800.00						
21	172004	LOCAL RETIREMENT - ACADEMIC SUPP									
		LOCAL RET ACAD SUPP	21	017000	112,000.00	21	017000	21	172004	Y	
		** Increase in SL Allocation **			112,000.00						
21	172005	LOCAL RETIREMENT - STUDENT SRV									
		LOCAL RET STD SVC	21	017000	78,000.00	21	017000	21	172005	Y	
		** Increase in SL Allocation **			78,000.00						
21	172006	LOCAL RETIREMENT - INST SUPPORT									
		LOCAL RET INST SUPP	21	017000	105,000.00	21	017000	21	172006	Y	
		** Increase in SL Allocation **			105,000.00						
21	172007	LOCAL RETIREMENT - O&M PLANT									
		LOCAL RET PLANT	21	017000	55,000.00	21	017000	21	172007	Y	
		** Increase in SL Allocation **			55,000.00						
21	173001	LOCAL OASI - INSTRUCTION									
		LOC OASI INST	21	017000	768,100.00	21	017000	21	173001	Y	
		** Increase in SL Allocation **			768,100.00						

Printed on a Xerox 9700 Laser Printing System at the Computing Services Center / Texas A&M University

Form: URGB01 (02/05/85)

CC	Account	Transaction Description	--- Offset --- CC	Account	Amount	-------- Actual Entry --------- ---- From ----- CC	Account	----- To ------ CC	Account	Feed	Mand
21	173002	LOCAL OASI - RESEARCH									
		LOC OASI RES	21	017000	4,000.00	21	017000	21	173002	Y	
		** Increase in SL Allocation **			4,000.00						
21	173003	LOCAL OASI - PUBLIC SERVICE									
		LOC OASI PUB SVC	21	017000	14,300.00	21	017000	21	173003	Y	
		** Increase in SL Allocation **			14,300.00						
21	173004	LOCAL OASI - ACADEMIC SUPPORT									
		LOC OASI ACAD SUPP	21	017000	161,000.00	21	017000	21	173004	Y	
		** Increase in SL Allocation **			161,000.00						
21	173005	LOCAL OASI - STUDENT SERVICES									
		LOC OASI STD SVC	21	017000	114,000.00	21	017000	21	173005	Y	
		** Increase in SL Allocation **			114,000.00						
21	173006	LOCAL OASI - INSTITUTIONAL SUPPO									
		LOC OASI INST SUPP	21	017000	150,000.00	21	017000	21	173006	Y	
		** Increase in SL Allocation **			150,000.00						
21	173007	LOCAL OASI - O&M PLANT									
		LOC OASI PLANT	21	017000	80,000.00	21	017000	21	173007	Y	
		** Increase in SL Allocation **			80,000.00						
21	174001	INSTITUTIONAL UCI - INSTRUCTION									
		INST UCI INST	21	017000	18,000.00	21	017000	21	174001	Y	
		** Increase in SL Allocation **			18,000.00						
21	174002	INSTITUTIONAL UCI - RESEARCH									
		INST UCI RES	21	017000	100.00	21	017000	21	174002	Y	
		** Increase in SL Allocation **			100.00						
21	174003	INSTITUTIONAL UCI - PUBLIC SERVI									
		INST UCI PUB SVC	21	017000	300.00	21	017000	21	174003	Y	
		** Increase in SL Allocation **			300.00						
21	174004	INSTITUTIONAL UCI - ACADEMIC SUP									
		INST UCI ACAD SUPP	21	017000	3,700.00	21	017000	21	174004	Y	
		** Increase in SL Allocation **			3,700.00						
21	174005	INSTITUTIONAL UCI - STUDENT SRVS									
		INST UCI STD SVC	21	017000	2,600.00	21	017000	21	174005	Y	
		** Increase in SL Allocation **			2,600.00						
21	174006	INSTITUTIONAL UCI - INST SUPPORT									
		INST UCI INST SUPP	21	017000	3,500.00	21	017000	21	174006	Y	
		** Increase in SL Allocation **			3,500.00						

Printed on a Xerox 9700 Laser Printing System at the Computing Services Center / Texas A&M University

Form: URGB01 (02/05/85)

CC	Account	Transaction Description	--- Offset --- CC	Account	Amount	-------- Actual Entry --------- ---- From ----- CC	Account	----- To ------ CC	Account	Feed	Mand
21	174007	INSTITUTIONAL UCI - O&M PLANT									
		INST UCI PLANT	21	017000	1,800.00	21	017000	21	174007	Y	
		** Increase in SL Allocation **			1,800.00						
21	175001	STATE PD UCI - INSTRUCTION									
		STATE UCI INST	21	017000	11,700.00	21	017000	21	175001	Y	
		** Increase in SL Allocation **			11,700.00						
21	175002	STATE PD UCI - RESEARCH									
		STATEUCI RES	21	017000	100.00	21	017000	21	175002	Y	
		** Increase in SL Allocation **			100.00						
21	175003	STATE PD UCI - PUBLIC SERVICE									
		STATEUCI PUB SVC	21	017000	300.00	21	017000	21	175003	Y	
		** Increase in SL Allocation **			300.00						
21	175004	STATE PD UCI - ACADEMIC SUPPORT									
		STATEUCI ACAD SUPP	21	017000	2,500.00	21	017000	21	175004	Y	
		** Increase in SL Allocation **			2,500.00						
21	175005	STATE PD UCI - STUDENT SERVICES									
		STATEUCI STD SVC	21	017000	1,800.00	21	017000	21	175005	Y	
		** Increase in SL Allocation **			1,800.00						
21	175006	STATE PD UCI - INST SUPPORT									
		STATEUCI INST SUPP	21	017000	2,600.00	21	017000	21	175006	Y	
		** Increase in SL Allocation **			2,600.00						
21	175007	STATE PAID UCI - O&M PLANT									
		STATEUCI PLANT	21	017000	1,000.00	21	017000	21	175007	Y	
		** Increase in SL Allocation **			1,000.00						
21	176001	STATE PD RTMT - INSTRUCTION									
		STATE RET INSTRUC	21	017000	1,481,800.00	21	017000	21	176001	Y	
		** Increase in SL Allocation **			1,481,800.00						
21	176002	STATE PD RTMT - RESEARCH									
		STATE RET RES	21	017000	7,700.00	21	017000	21	176002	Y	
		** Increase in SL Allocation **			7,700.00						
21	176003	STATE PD RTMT - PUBLIC SUPPORT									
		STATE RET PUB SVC	21	017000	27,000.00	21	017000	21	176003	Y	
		** Increase in SL Allocation **			27,000.00						
21	176004	STATE PD RTMT - ACADEMIC SUPPORT									
		STATE RET ACAD SUPP	21	017000	309,000.00	21	017000	21	176004	Y	
		** Increase in SL Allocation **			309,000.00						

Printed on a Xerox 9700 Laser Printing System at the Computing Services Center / Texas A&M University

Form: URGB01 (02/05/85)

CC	Account	Transaction Description	Offset CC	Offset Account	Amount	Actual Entry From CC	Actual Entry From Account	Actual Entry To CC	Actual Entry To Account	Feed	Mand
21	176005	STATE PD RTMT - STUDENT SERVICE									
		STATE RET STD SVC	21	017000	215,000.00	21	017000	21	176005	Y	
		** Increase in SL Allocation **			215,000.00						
21	176006	STATE PD RTMT - INST SUPPORT									
		STATE RET INST SUPP	21	017000	287,000.00	21	017000	21	176006	Y	
		** Increase in SL Allocation **			287,000.00						
21	176007	STATE PD RTMT - PLANT O&M									
		STATE RET PLANT	21	017000	153,000.00	21	017000	21	176007	Y	
		** Increase in SL Allocation **			153,000.00						
21	178001	FUND 001 OASI - INSTRUCTION									
		FUND 1 OASI INST	21	017000	1,427,200.00	21	017000	21	178001	Y	
		** Increase in SL Allocation **			1,427,200.00						
21	178002	FUND 001 OASI - RESEARCH									
		FUND 1 OASI RES	21	017000	7,500.00	21	017000	21	178002	Y	
		** Increase in SL Allocation **			7,500.00						
21	178003	FUND 001 OASI - PUBLIC SERVICE									
		FUND 1 OASI PUB SVC	21	017000	26,000.00	21	017000	21	178003	Y	
		** Increase in SL Allocation **			26,000.00						
21	178004	FUND 001 OASI - ACADEMIC SUPPORT									
		FUND 1 OASI ACAD SUP	21	017000	300,000.00	21	017000	21	178004	Y	
		** Increase in SL Allocation **			300,000.00						
21	178005	FUND 001 OASI - STUDENT SERVICE									
		FUND 1 OASI STD SVC	21	017000	207,000.00	21	017000	21	178005	Y	
		** Increase in SL Allocation **			207,000.00						
21	178006	FUND 001 OASI - INSTITUTIONAL SU									
		FUND 1 OASI INST SUPP	21	017000	276,500.00	21	017000	21	178006	Y	
		** Increase in SL Allocation **			276,500.00						
21	178007	FUND 001 OASI - PLANT O&M									
		FUND 1 OASI PLANT	21	017000	147,000.00	21	017000	21	178007	Y	
		** Increase in SL Allocation **			147,000.00						
21	179001	FUND 001 GIP - INSTRUCTION									
		FUND 1 GIP INST	21	017000	2,800,000.00	21	017000	21	179001	Y	
		** Increase in SL Allocation **			2,800,000.00						
21	179002	FUND 001 GIP - RESEARCH									
		FUND 1 GIP RES	21	017000	45,000.00	21	017000	21	179002	Y	
		** Increase in SL Allocation **			45,000.00						

Printed on a Xerox 9700 Laser Printing System at the Computing Services Center / Texas A&M University

Form: URGB01 (02/05/85)

CC	Account	Transaction Description	--- Offset --- CC	Account	Amount	-------- Actual Entry --------- ---- From ----- CC	Account	----- To ------ CC	Account	Feed	Mand
21	179003	FUND 001 GIP - PUBLIC SERVICE									
		FUND 1 GIP PUB SVC	21	017000	96,000.00	21	017000	21	179003	Y	
		** Increase in SL Allocation **			96,000.00						
21	179004	FUND 001 GIP - ACADEMIC SUPPORT									
		FUND 1 GIP ACAD SUP	21	017000	510,000.00	21	017000	21	179004	Y	
		** Increase in SL Allocation **			510,000.00						
21	179005	FUND 001 GIP - STUDENT SERVICES									
		FUND 1 GIPI STD SVC	21	017000	535,000.00	21	017000	21	179005	Y	
		** Increase in SL Allocation **			535,000.00						
21	179006	FUND 001 GIP - INST SUPPORT									
		FUND 1 GIP INST SUPP	21	017000	205,000.00	21	017000	21	179006	Y	
		** Increase in SL Allocation **			205,000.00						
21	179007	FUND 001 GIP - PLANT O&M									
		FUND 1 GIPI PLANT	21	017000	200,000.00	21	017000	21	179007	Y	
		** Increase in SL Allocation **			200,000.00						
21	179009	FUND 001 GIP - UNALLOCATED									
		FUND 1 GIP UNALLOC	21	017000	333,333.00	21	017000	21	179009	Y	
		** Increase in SL Allocation **			333,333.00						
21	179011	FUND 001 GIP RETIREES-INSTRUCTIO									
		FUND 1 GIP RETIREES	21	017000	1,900,981.00	21	017000	21	179011	Y	
		** Increase in SL Allocation **			1,900,981.00						
21	180000-20300	FACILITIES REPORTING & ENERGY									
		FACILITIES REP	21	012000	56,250.00	21	012000	21	180000-20300	Y	
		** Increase in SL Allocation **			56,250.00						
21	180500-20300	UTILITIES PAYROLL									
		UTILITIES	21	012000	42,900.00	21	012000	21	180500-20300	Y	
		** Increase in SL Allocation **			42,900.00						
21	180505	LONGEVITY - PLANT									
		LONG PLANT	21	012000	20,700.00	21	012000	21	180505	Y	
		** Increase in SL Allocation **			20,700.00						
21	185001-20300	HEF ACADEMIC EQUIPMENT									
		HEF VPAA	21	018500	1,475,000.00	21	018500	21	185001-20300	Y	
		** Increase in SL Allocation **			1,475,000.00						
21	185002-20301	RES-HEF NON-INSTRUCTIONAL EQPMT									
		HEF VPBA	21	018500	700,000.00	21	018500	21	185002-20301	Y	
		** Increase in SL Allocation **			700,000.00						

Printed on a Xerox 9700 Laser Printing System at the Computing Services Center / Texas A&M University

Form: URGB01 (02/05/85)

CC	Account	Transaction Description	--- Offset --- CC	Account	Amount	-------- Actual Entry --------- ---- From ----- CC	Account	----- To ------ CC	Account	Feed	Mand
21	185003-20300	HEF NON-INSTRCTNAL EQPMT VPMRK									
		HEF VPMRK	21	018500	22,500.00	21	018500	21	185003-20300	Y	
		** Increase in SL Allocation **			22,500.00						
21	185005-20300	HEF-NON INSTRUCT EQPT ADVANCEMEN									
		HEF VPIA	21	018500	17,500.00	21	018500	21	185005-20300	Y	
		** Increase in SL Allocation **			17,500.00						
21	185010-20300	RES-UNALLOCATED HEF									
		HEF UNALLOC	21	018500	783,881.00	21	018500	21	185010-20300	Y	
		** Increase in SL Allocation **			783,881.00						
21	185020-20300	HEF - CIO									
		HEF CIO	21	018500	900,000.00	21	018500	21	185020-20300	Y	
		** Increase in SL Allocation **			900,000.00						
21	185040-20300	HEF-DEFERRED MAINT									
		HEF DEF MAINT	21	018500	1,500,000.00	21	018500	21	185040-20300	Y	
		** Increase in SL Allocation **			1,500,000.00						
21	185050-20300	HEF - COMPUTER REPLENISHMENTS PR									
		HEF CLASSRM TECH	21	018500	1,600,000.00	21	018500	21	185050-20300	Y	
		** Increase in SL Allocation **			1,600,000.00						
21	185052-20300	HEF - TELEPHONE SWITCH									
		HEF TELEPHONE SWITCH	21	018500	100,000.00	21	018500	21	185052-20300	Y	
		** Increase in SL Allocation **			100,000.00						
21	185053-20300	HEF - UPD SECURITY CAMERAS/VEHIC									
		HEF UPD CAMERAS/VEHICLES	21	018500	150,000.00	21	018500	21	185053-20300	Y	
		** Increase in SL Allocation **			150,000.00						
21	196505-20300	HEF - PRESIDENT									
		HEF PRES	21	018500	10,000.00	21	018500	21	196505-20300	Y	
		** Increase in SL Allocation **			10,000.00						
21	197000	RES-NON FACULTY SALARY SAVINGS									
		E/G SAL SAV	21	012000	750,000.00-	21	197000	21	012000	Y	
		** Decrease in SL Allocation **			750,000.00-						
21	197001-20311	RES - SPANISH STIPEND									
		RES NF SPAN STIP	21	012000	20,000.00	21	012000	21	197001-20311	Y	
		** Increase in SL Allocation **			20,000.00						
21	197002-20303	RES - E&G EQUITY ADJUST									
		RES E/G EQUITY	21	012000	72,424.00	21	012000	21	197002-20303	Y	
		** Increase in SL Allocation **			72,424.00						

Printed on a Xerox 9700 Laser Printing System at the Computing Services Center / Texas A&M University

Form: URGB01 (02/05/85)

CC	Account	Transaction Description	--- Offset --- CC	Account	Amount	-------- Actual Entry --------- ---- From ----- CC	Account	----- To ------ CC	Account	Feed	Mand
21	198000-20200	E&G TUITION BAD DEBT EXPENSE									
		E/G BAD DEBT	21	010010	250,000.00	21	010010	21	198000-20200	Y	
		** Increase in SL Allocation **			250,000.00						
21	200001-11002	DESIGNATED TUITION-FALL									
		DESIG FALL	21	021000	11,600,000.00-	21	200001-11002	21	021000	Y	
		** Decrease in SL Allocation **			11,600,000.00-						
21	200001-12002	DESIGNATED TUITION-SPRING									
		DESIG TUI SPG	21	021000	10,600,000.00-	21	200001-12002	21	021000	Y	
		** Decrease in SL Allocation **			10,600,000.00-						
21	200001-13002	DESIGNATED TUITION-SUMMER I									
		DESIG TUI SUM I	21	021000	2,070,000.00-	21	200001-13002	21	021000	Y	
		** Decrease in SL Allocation **			2,070,000.00-						
21	200001-14002	DESIGNATED TUITION-SUMMER II									
		DESIG TUI SUM II	21	021000	1,420,000.00-	21	200001-14002	21	021000	Y	
		** Decrease in SL Allocation **			1,420,000.00-						
21	200001-20200	DESIGNATED TUITION-BAD DEBT EXP									
		DESIG TUI BAD DEBT	21	021000	530,000.00	21	021000	21	200001-20200	Y	
		** Increase in SL Allocation **			530,000.00						
21	200003-11002	DESIGNATED SET ASIDES - FALL									
		DESIG TUI SETAS FALL	21	021000	1,000,000.00-	21	200003-11002	21	021000	Y	
		** Decrease in SL Allocation **			1,000,000.00-						
21	200003-12002	DESIGNATED SET ASIDES - SPRING									
		DESIG TUI SETAS SPG	21	021000	970,000.00-	21	200003-12002	21	021000	Y	
		** Decrease in SL Allocation **			970,000.00-						
21	200003-13002	DESIGNATED SET ASIDES - SUM I									
		DESIG TUI SETAS SUM II	21	021000	190,000.00-	21	200003-13002	21	021000	Y	
		** Decrease in SL Allocation **			190,000.00-						
21	200003-14002	DESIGNATED SET ASIDES - SUM II									
		DESIG TUI SETAS SUM II	21	021000	120,000.00-	21	200003-14002	21	021000	Y	
		** Decrease in SL Allocation **			120,000.00-						
21	200005-10000	DSG FUND - INVESTMENT EARNINGS									
		DESIG INVESTMT	21	021000	1,270,000.00-	21	200005-10000	21	021000	Y	
		** Decrease in SL Allocation **			1,270,000.00-						
21	200007-11002	DISTANCE EDUCATION FEE - FALL									
		DIST ED FALL	21	021000	2,250,000.00-	21	200007-11002	21	021000	Y	
		** Decrease in SL Allocation **			2,250,000.00-						

Printed on a Xerox 9700 Laser Printing System at the Computing Services Center / Texas A&M University

Form: URGB01 (02/05/85)

CC	Account	Transaction Description	--- Offset --- CC	Account	Amount	-------- Actual Entry --------- ---- From ----- CC	Account	----- To ------ CC	Account	Feed	Mand
21	200007-12002	DISTANCE EDUCATION FEE - SPRING									
		DIST ED SPG	21	021000	2,150,000.00-	21	200007-12002	21	021000	Y	
		** Decrease in SL Allocation **			2,150,000.00-						
21	200007-13002	DISTANCE EDUCATION FEE - SUM I									
		DIST ED SUM I	21	021000	800,000.00-	21	200007-13002	21	021000	Y	
		** Decrease in SL Allocation **			800,000.00-						
21	200007-14002	DISTANCE EDUCATION FEE - SUM II									
		DIST ED SUM II	21	021000	550,000.00-	21	200007-14002	21	021000	Y	
		** Decrease in SL Allocation **			550,000.00-						
21	200007-20200	DISTANCE ED FEE-BAD DEBT EXP									
		DIST ED BAD DEBT	21	021000	100,000.00	21	021000	21	200007-20200	Y	
		** Increase in SL Allocation **			100,000.00						
21	200007-20300	DISTANCE ED FEE									
		DIST ED ECOLL	21	021000	1,200,000.00	21	021000	21	200007-20300	Y	
		** Increase in SL Allocation **			1,200,000.00						
21	200007-20301	DISTANCE ED FEE UNALLOCATED									
		DIET ED UNALLOC	21	021000	35,216.00	21	021000	21	200007-20301	Y	
		** Increase in SL Allocation **			35,216.00						
21	200007-20302	DISTANCE ED OPERATIONS									
		DIST ED OPERA	21	021000	40,000.00	21	021000	21	200007-20302	Y	
		** Increase in SL Allocation **			40,000.00						
21	200007-20305	DISTANCE ED-INSTRUCTIONAL DESIGN									
		DIST ED	21	021000	411,567.00	21	021000	21	200007-20305	Y	
		** Increase in SL Allocation **			411,567.00						
21	200007-20308	DIST ED MARKETING									
		DIST ED MKTG	21	021000	10,000.00	21	021000	21	200007-20308	Y	
		** Increase in SL Allocation **			10,000.00						
21	200007-20309	DIST ED CONTRACTED SERVICES									
		DIST ED CONT SVC	21	021000	20,000.00	21	021000	21	200007-20309	Y	
		** Increase in SL Allocation **			20,000.00						
21	200007-20310	DIST ED QM INITIATIVE									
		DIST ED COURSE DESIGN	21	021000	10,000.00	21	021000	21	200007-20310	Y	
		** Increase in SL Allocation **			10,000.00						
21	200007-20311	DIST ED - CIO									
		DIST ED CIO	21	021000	197,828.00	21	021000	21	200007-20311	Y	
		** Increase in SL Allocation **			197,828.00						

Printed on a Xerox 9700 Laser Printing System at the Computing Services Center / Texas A&M University

Form: URGB01 (02/05/85)

CC	Account	Transaction Description	--- Offset --- CC	Account	Amount	-------- Actual Entry --------- ---- From ----- CC	Account	----- To ------ CC	Account	Feed	Mand
21	200007-20312	DISTANCE ED - CTIS									
		DIST ED CTIS	21	021000	15,000.00	21	021000	21	200007-20312	Y	
		** Increase in SL Allocation **			15,000.00						
21	200007-20315	RES - DIST ED FACILITIES UPGRADE									
		DIST ED FAC UPGRDS	21	021000	227,507.00	21	021000	21	200007-20315	Y	
		** Increase in SL Allocation **			227,507.00						
21	200007-20350	DIST ED-CONTRACT SVCS PYMT-IT									
		DIST ED CONTRACT PYMT IT	21	021000	1,250,000.00	21	021000	21	200007-20350	Y	
		** Increase in SL Allocation **			1,250,000.00						
21	200009-11002	PROGRAM DEL FEE - FALL									
		PROG DEL FALL	21	021000	151,000.00-	21	200009-11002	21	021000	Y	
		** Decrease in SL Allocation **			151,000.00-						
21	200009-12002	PROGRAM DEL FEE - SPG									
		PROG DEL SPG	21	021000	137,000.00-	21	200009-12002	21	021000	Y	
		** Decrease in SL Allocation **			137,000.00-						
21	200009-13002	PROGRAM DEL FEE - SUM I									
		PROG DEL SUM I	21	021000	28,000.00-	21	200009-13002	21	021000	Y	
		** Decrease in SL Allocation **			28,000.00-						
21	200009-14002	PROGRAM DEL FEE - SUM II									
		PROG DEL SUM II	21	021000	7,000.00-	21	200009-14002	21	021000	Y	
		** Decrease in SL Allocation **			7,000.00-						
21	200009-20200	PROGRAM DELIVERY FEE - BAD DEBT									
		PROG DEL BAD DEBT	21	021000	5,100.00	21	021000	21	200009-20200	Y	
		** Increase in SL Allocation **			5,100.00						
21	200009-20300	PROG DEL FEE - OFF CAMPUS EXPANS									
		PROG DEL OFF CAMP EXP	21	021000	15,000.00	21	021000	21	200009-20300	Y	
		** Increase in SL Allocation **			15,000.00						
21	200009-20305	PROG DEL FEE - COLLIN HIGHER ED									
		PROG DEL COLLIN CNTY LEASE	21	021000	195,000.00	21	021000	21	200009-20305	Y	
		** Increase in SL Allocation **			195,000.00						
21	200009-20500	PROG DEL FEE RESERVE									
		PROG DEL RES	21	021000	5,600.00	21	021000	21	200009-20500	Y	
		** Increase in SL Allocation **			5,600.00						
21	200010-11002	ONLINE OOS DIST FEE - FALL									
		OOS DIST FALL	21	021000	1,400,000.00-	21	200010-11002	21	021000	Y	
		** Decrease in SL Allocation **			1,400,000.00-						

Printed on a Xerox 9700 Laser Printing System at the Computing Services Center / Texas A&M University

Form: URGB01 (02/05/85)

CC	Account	Transaction Description	--- Offset --- CC	Account	Amount	-------- Actual Entry --------- ---- From ----- CC	Account	----- To ------ CC	Account	Feed	Mand
21	200010-12002	ONLINE OOS DIST FEE - SPRING									
		OOS DIST SPG	21	021000	1,300,000.00-	21	200010-12002	21	021000	Y	
		** Decrease in SL Allocation **			1,300,000.00-						
21	200010-13002	ONLINE OOS DIST FEE - SUMMER I									
		OOS SUM I	21	021000	400,000.00-	21	200010-13002	21	021000	Y	
		** Decrease in SL Allocation **			400,000.00-						
21	200010-14002	ONLINE OOS DIST FEE - SUMMER II									
		OOS SUM II	21	021000	340,000.00-	21	200010-14002	21	021000	Y	
		** Decrease in SL Allocation **			340,000.00-						
21	200010-20200	ONLINE OOS DIST FEE BAD DEBT									
		ONLINE OOSBAD DEBT	21	021000	50,000.00	21	021000	21	200010-20200	Y	
		** Increase in SL Allocation **			50,000.00						
21	200011-11002	NURSING DIFFERENTIAL - FALL									
		NURSING FEE BAD DEBT	21	021000	960.00-	21	200011-11002	21	200011-20200	Y	
		NURSING OM	21	021000	28,040.00-	21	200011-11002	21	200011-20300	Y	
		** Decrease in SL Allocation **			29,000.00-						
21	200011-12002	NURSING DIFFERENTIAL - SPRING									
		NURSING OM	21	021000	28,500.00-	21	200011-12002	21	200011-20300	Y	
		** Decrease in SL Allocation **			28,500.00-						
21	200011-13002	NURSING DIFFERENTIAL - SUMMER I									
		NURSING OM	21	021000	5,200.00-	21	200011-13002	21	200011-20300	Y	
		** Decrease in SL Allocation **			5,200.00-						
21	200011-20200	NURSING DIFFERENTIAL - BAD DEBT									
		NURSING FEE BAD DEBT	21	021000	960.00	21	200011-11002	21	200011-20200	Y	
		** Increase in SL Allocation **			960.00						
21	200011-20300	NURSING DIFFERENTIAL - OPERATING									
		NURSING OM	21	021000	28,500.00	21	200011-12002	21	200011-20300	Y	
		NURSING OM	21	021000	5,200.00	21	200011-13002	21	200011-20300	Y	
		NURSING OM	21	021000	28,040.00	21	200011-11002	21	200011-20300	Y	
		** Increase in SL Allocation **			61,740.00						
21	200100-20300	ALUMNI RELATIONS									
		ALUMNI	21	021000	262,091.00	21	021000	21	200100-20300	Y	
		** Increase in SL Allocation **			262,091.00						
21	200100-20301	PRIDE									
		PRIDE	21	021000	96,900.00	21	021000	21	200100-20301	Y	
		** Increase in SL Allocation **			96,900.00						

Printed on a Xerox 9700 Laser Printing System at the Computing Services Center / Texas A&M University

Form: URGB01 (02/05/85)

CC	Account	Transaction Description	--- Offset --- CC	Account	Amount	-------- Actual Entry --------- ---- From ----- CC	Account	----- To ------ CC	Account	Feed	Mand
21	200102-20300	ARTISTS IN RESIDENCE									
		ARTIST IN RES	21	021000	8,043.00	21	021000	21	200102-20300	Y	
		** Increase in SL Allocation **			8,043.00						
21	200104-20300	A&M SYSTEM SUPPORT									
		A/M SYST SUPP	21	021000	1,250,000.00	21	021000	21	200104-20300	Y	
		** Increase in SL Allocation **			1,250,000.00						
21	200106-20300	ATHLETIC GRADUATE ASSTS									
		ATHL GANTS	21	021000	80,000.00	21	021000	21	200106-20300	Y	
		** Increase in SL Allocation **			80,000.00						
21	200200-20300	BANK SERVICE CHARGES									
		BANK SVC CHG	21	021000	20,000.00	21	021000	21	200200-20300	Y	
		** Increase in SL Allocation **			20,000.00						
21	200306-20300	CREDIT CARD SERVICES									
		CREDIT CARD SVC	21	021000	200,000.00	21	021000	21	200306-20300	Y	
		** Increase in SL Allocation **			200,000.00						
21	200307-20300	COMMUNITY DEVELOPMENT - SYMPHONY									
		COMM DEV SYMP	21	021000	7,207.00	21	021000	21	200307-20300	Y	
		** Increase in SL Allocation **			7,207.00						
21	200309-20300	CATALOGUES & SCHEDULES									
		CAT 7 SCHED	21	021000	17,042.00	21	021000	21	200309-20300	Y	
		** Increase in SL Allocation **			17,042.00						
21	200311-20300	COUNSELING-CACREP ACCRED									
		COEHS CACREP	21	021000	5,000.00	21	021000	21	200311-20300	Y	
		** Increase in SL Allocation **			5,000.00						
21	200313-20300	COMMUNITY ENGAGEMENT									
		COMM ENGAGEMENT MEDIA	21	021000	14,911.00	21	021000	21	200313-20300	Y	
		** Increase in SL Allocation **			14,911.00						
21	200313-20302	VPMRK - COMMUNITY RELATIONS									
		VPMRK COMM REL	21	021000	12,845.00	21	021000	21	200313-20302	Y	
		** Increase in SL Allocation **			12,845.00						
21	200400-20300	VP ADVANCEMENT									
		VPIA	21	021000	835,305.00	21	021000	21	200400-20300	Y	
		** Increase in SL Allocation **			835,305.00						
21	200400-20301	ADVANCEMENT OPERATING									
		ADV OPER	21	021000	73,660.00	21	021000	21	200400-20301	Y	
		** Increase in SL Allocation **			73,660.00						

Printed on a Xerox 9700 Laser Printing System at the Computing Services Center / Texas A&M University

Form: URGB01 (02/05/85)

CC	Account	Transaction Description	--- Offset --- CC	Account	Amount	-------- Actual Entry --------- ---- From ----- CC	Account	----- To ------ CC	Account	Feed	Mand
21	200400-20302	ADVANCEMENT TRAVEL									
		ADV TRAVEL	21	021000	37,500.00	21	021000	21	200400-20302	Y	
		** Increase in SL Allocation **			37,500.00						
21	200400-20310	VPIA PERM NON-FAC SAL SAVINGS									
		VPIA SAL SAV	21	021000	37,565.00	21	021000	21	200400-20310	Y	
		** Increase in SL Allocation **			37,565.00						
21	200401-20300	ADVANCEMENT SERVICES									
		ADV SVCS	21	021000	340,061.00	21	021000	21	200401-20300	Y	
		** Increase in SL Allocation **			340,061.00						
21	200402-20300	DALLAS ED CTR-BLDG USAGE									
		DALLAS ED CTR	21	021000	680,000.00	21	021000	21	200402-20300	Y	
		** Increase in SL Allocation **			680,000.00						
21	200402-20301	UCD - OPERATING									
		UCD	21	021000	56,084.00	21	021000	21	200402-20301	Y	
		** Increase in SL Allocation **			56,084.00						
21	200402-20310	NAVARRO COLLEGE BLDG USAGE									
		NAVARRO BLDG	21	021000	60,000.00	21	021000	21	200402-20310	Y	
		** Increase in SL Allocation **			60,000.00						
21	200485-20300	SUMMER BUSINESS MODEL									
		SUMMER SCH BUS MOD	21	021000	475,000.00	21	021000	21	200485-20300	Y	
		** Increase in SL Allocation **			475,000.00						
21	200490-20300	DEAN CSE									
		DEAN COSE	21	021000	18,002.00	21	021000	21	200490-20300	Y	
		** Increase in SL Allocation **			18,002.00						
21	200490-20301	RES - DEAN CSE									
		RES DEAN COSE	21	021000	34,789.00	21	021000	21	200490-20301	Y	
		** Increase in SL Allocation **			34,789.00						
21	200495-20300	ORSP DIRECTOR									
		ORSP DIR	21	021000	89,028.00	21	021000	21	200495-20300	Y	
		** Increase in SL Allocation **			89,028.00						
21	200496-20301	RESEARCH COMPLIANCE									
		GRAD RESEEARCH	21	021000	3,559.00	21	021000	21	200496-20301	Y	
		** Increase in SL Allocation **			3,559.00						
21	200497-20300	DEAN CHSSA									
		DEAN CHSSAA	21	021000	16,900.00	21	021000	21	200497-20300	Y	
		** Increase in SL Allocation **			16,900.00						

Printed on a Xerox 9700 Laser Printing System at the Computing Services Center / Texas A&M University

Form: URGB01 (02/05/85)

CC	Account	Transaction Description	Offset CC	Offset Account	Amount	Actual Entry From CC	Actual Entry From Account	Actual Entry To CC	Actual Entry To Account	Feed	Mand
21	200497-20301	RES-DEAN CHSSA									
		RES DEAN CHSSA	21	021000	33,483.00	21	021000	21	200497-20301	Y	
		** Increase in SL Allocation **			33,483.00						
21	200498-20300	DEAN COLL EDUC & HUMAN SERVICES									
		DEAN COEHS	21	021000	61,346.00	21	021000	21	200498-20300	Y	
		** Increase in SL Allocation **			61,346.00						
21	200498-20302	DEAN COLL ED & HS - INST MEMBERS									
		COEHS MEM	21	021000	7,700.00	21	021000	21	200498-20302	Y	
		** Increase in SL Allocation **			7,700.00						
21	200499-20300	DEAN COB									
		RES DEAN COB	21	021000	24,862.00	21	021000	21	200499-20300	Y	
		** Increase in SL Allocation **			24,862.00						
21	200500-20300	ENROLLMENT MANAGEMENT									
		ENRO MGMT	21	021000	66,594.00	21	021000	21	200500-20300	Y	
		** Increase in SL Allocation **			66,594.00						
21	200500-20301	ENROLLMENT MGT-MAILING COSTS									
		ENRO MGMT MAIL	21	021000	51,604.00	21	021000	21	200500-20301	Y	
		** Increase in SL Allocation **			51,604.00						
21	200500-20303	ENROLLMENT MGMT-RECRUIT RESOURCE									
		ENRO RECRUIT	21	021000	36,181.00	21	021000	21	200500-20303	Y	
		** Increase in SL Allocation **			36,181.00						
21	200500-20304	EM-TELECOUNSELING									
		EM TELECOUNSELING	21	021000	27,570.00	21	021000	21	200500-20304	Y	
		** Increase in SL Allocation **			27,570.00						
21	200500-20305	EM-EMAS									
		EM EMAS	21	021000	9,700.00	21	021000	21	200500-20305	Y	
		** Increase in SL Allocation **			9,700.00						
21	200500-20308	ENRO MGMT - CALL CENTER									
		EM CALL CTR	21	021000	20,800.00	21	021000	21	200500-20308	Y	
		** Increase in SL Allocation **			20,800.00						
21	200505-20300	SCHOLARSHIPS									
		SCHOLARSHIP	21	021000	2,637,116.00	21	021000	21	200505-20300	Y	
		** Increase in SL Allocation **			2,637,116.00						
21	200505-20302	DEC COMMERCE GRADS SCH-PRES ENH									
		CHOL DEC COMM GRADS	21	021000	62,000.00	21	021000	21	200505-20302	Y	
		** Increase in SL Allocation **			62,000.00						

Printed on a Xerox 9700 Laser Printing System at the Computing Services Center / Texas A&M University

Form: URGB01 (02/05/85)

CC	Account	Transaction Description	--- Offset --- CC	Account	Amount	-------- Actual Entry --------- ---- From ----- CC	Account	----- To ------ CC	Account	Feed	Mand
21	200505-20308	SCHOLARSHIPS - GRADUATE									
		SCHOL GRAD	21	021000	10,000.00	21	021000	21	200505-20308	Y	
		** Increase in SL Allocation **			10,000.00						
21	200505-20320	ENRO SCHOLARSHIP FUNDING									
		ENRO SCHOL	21	021000	150,000.00	21	021000	21	200505-20320	Y	
		** Increase in SL Allocation **			150,000.00						
21	200520-20305	REGENTS / MAYO SCHOLARSHIPS									
		REG/MAY SCHOL	21	021000	200,000.00	21	021000	21	200520-20305	Y	
		** Increase in SL Allocation **			200,000.00						
21	200520-20310	DEPENDENT SCHOLARSHIPS									
		DEPEND SCHOL	21	021000	50,000.00	21	021000	21	200520-20310	Y	
		** Increase in SL Allocation **			50,000.00						
21	200520-20315	CONTINGENCY SCHOLARSHIPS									
		CONTINGENCY SCHOL	21	021000	245,000.00	21	021000	21	200520-20315	Y	
		** Increase in SL Allocation **			245,000.00						
21	200520-20320	COMPUTER SCIENCE SCHOLARSHIPS									
		COMP SCI SCHOL	21	021000	75,000.00	21	021000	21	200520-20320	Y	
		** Increase in SL Allocation **			75,000.00						
21	200600-20300	FACULTY DEVELOPMENT									
		FAC DEV	21	021000	18,338.00	21	021000	21	200600-20300	Y	
		** Increase in SL Allocation **			18,338.00						
21	200600-20303	FACULTY DEV - EDUCATION									
		COEHS FAC DEV	21	021000	1,843.00	21	021000	21	200600-20303	Y	
		** Increase in SL Allocation **			1,843.00						
21	200601-20300	HR - RECRUITMENT									
		HR RECRUITMT	21	021000	50,023.00	21	021000	21	200601-20300	Y	
		** Increase in SL Allocation **			50,023.00						
21	200602-20300	FACULTY SENATE									
		FAC SENATE	21	021000	4,000.00	21	021000	21	200602-20300	Y	
		** Increase in SL Allocation **			4,000.00						
21	200605-20300	AWARDS REGENTS & MAYO PROFESSORS									
		AWARDS	21	021000	30,000.00	21	021000	21	200605-20300	Y	
		** Increase in SL Allocation **			30,000.00						
21	200801-20300	HONORS									
		HONORS	21	021000	24,621.00	21	021000	21	200801-20300	Y	
		** Increase in SL Allocation **			24,621.00						

Printed on a Xerox 9700 Laser Printing System at the Computing Services Center / Texas A&M University

Form: URGB01 (02/05/85)

CC	Account	Transaction Description	--- Offset --- CC	Account	Amount	-------- Actual Entry --------- ---- From ----- CC	Account	----- To ------ CC	Account	Feed	Mand
21	200802-20300	HEALTH SERVICES									
		HEALTH SVCS	21	021000	10,000.00	21	021000	21	200802-20300	Y	
		** Increase in SL Allocation **			10,000.00						
21	200803-20301	HONORS COLLEGE FUNDING CURRENT Y									
		HONORS COLL	21	021000	2,398,959.00	21	021000	21	200803-20301	Y	
		** Increase in SL Allocation **			2,398,959.00						
21	200902-20300	INSTITUTIONAL MEMBERSHIPS									
		INSTIT MEMBERSHIPS	21	021000	42,000.00	21	021000	21	200902-20300	Y	
		** Increase in SL Allocation **			42,000.00						
21	200903-20300	INSURANCE POLICIES									
		INSURANCE POLCY	21	021000	200,000.00	21	021000	21	200903-20300	Y	
		** Increase in SL Allocation **			200,000.00						
21	201200-20300	LIBRARY - LATE NIGHT COMPUTER LA									
		LIB LATE NIGHT COMP	21	021000	37,842.00	21	021000	21	201200-20300	Y	
		** Increase in SL Allocation **			37,842.00						
21	201300-20300	MATCHING FUNDS: SEOG									
		MATCH NEW HORIZ	21	021000	6,000.00	21	021000	21	201300-20300	Y	
		** Increase in SL Allocation **			6,000.00						
21	201301-20300	MUSIC ACTIVITIES									
		MUSIC	21	021000	4,882.00	21	021000	21	201301-20300	Y	
		** Increase in SL Allocation **			4,882.00						
21	201301-20301	MUSIC - AUXILIARY CORP INSTRUCTI									
		AUX CORP INSTRUCT	21	021000	804.00	21	021000	21	201301-20301	Y	
		** Increase in SL Allocation **			804.00						
21	201301-20302	MUSIC - BAND TRIPS									
		BAND TRIPS	21	021000	8,006.00	21	021000	21	201301-20302	Y	
		** Increase in SL Allocation **			8,006.00						
21	201301-20303	MUSIC - INSTRUMENT REPAIR									
		INSTRUMENT REP	21	021000	2,341.00	21	021000	21	201301-20303	Y	
		** Increase in SL Allocation **			2,341.00						
21	201301-20305	MUSIC - STUDENT BAND ACTIVITIES									
		STD BAND	21	021000	18,693.00	21	021000	21	201301-20305	Y	
		** Increase in SL Allocation **			18,693.00						
21	201301-20306	MUSIC DEPARTMENT SCHOLARSHIPS									
		MUSIC SCHOLAR	21	021000	207,000.00	21	021000	21	201301-20306	Y	
		** Increase in SL Allocation **			207,000.00						

Printed on a Xerox 9700 Laser Printing System at the Computing Services Center / Texas A&M University

Form: URGB01 (02/05/85)

CC	Account	Transaction Description	--- Offset --- CC	Account	Amount	-------- Actual Entry --------- ---- From ----- CC	Account	----- To ------ CC	Account	Feed	Mand
21	201301-20307	MUSIC - MARCHING BAND									
		MARCH BAND SCHOLAR	21	021000	32,751.00	21	021000	21	201301-20307	Y	
		** Increase in SL Allocation **			32,751.00						
21	201301-20309	MUSIC-CHORALE									
		MUSIC CHORALE	21	021000	2,950.00	21	021000	21	201301-20309	Y	
		** Increase in SL Allocation **			2,950.00						
21	201302-20300	MARKETING-RECRUITMENT									
		MARKETING	21	021000	50,000.00	21	021000	21	201302-20300	Y	
		** Increase in SL Allocation **			50,000.00						
21	201303-20300	MEDIA PLACEMENT									
		MEDIA PLACEMENT	21	021000	205,552.00	21	021000	21	201303-20300	Y	
		** Increase in SL Allocation **			205,552.00						
21	201304-20300	STUDENT SUPPORT SERVICES									
		TRIO	21	021000	4,607.00	21	021000	21	201304-20300	Y	
		** Increase in SL Allocation **			4,607.00						
21	201306-20300	METROPLEX-LEASE									
		METROPLEX LEASE	21	021000	275,000.00	21	021000	21	201306-20300	Y	
		** Increase in SL Allocation **			275,000.00						
21	201308-20300	MUSIC LICENSE FEES									
		MUSIC LIC FEES	21	021000	8,117.00	21	021000	21	201308-20300	Y	
		** Increase in SL Allocation **			8,117.00						
21	201575-20301	CHIEF OF STAFF OPERATIONS									
		CHIEF STAFF	21	021000	15,758.00	21	021000	21	201575-20301	Y	
		** Increase in SL Allocation **			15,758.00						
21	201601-20300	PRESIDENT'S HOME									
		PRES HOME	21	021000	10,200.00	21	021000	21	201601-20300	Y	
		** Increase in SL Allocation **			10,200.00						
21	201603-20300	PRESIDENT'S OFFICE									
		PRES OFF	21	021000	324,546.00	21	021000	21	201603-20300	Y	
		** Increase in SL Allocation **			324,546.00						
21	201603-20303	FLAG FUND									
		FLAG FUND	21	021000	3,200.00	21	021000	21	201603-20303	Y	
		** Increase in SL Allocation **			3,200.00						
21	201603-20310	DEFERRED COMP									
		DEF COMP PRES	21	021000	50,000.00	21	021000	21	201603-20310	Y	
		** Increase in SL Allocation **			50,000.00						

Printed on a Xerox 9700 Laser Printing System at the Computing Services Center / Texas A&M University

Form: URGB01 (02/05/85)

CC	Account	Transaction Description	--- Offset --- CC	Account	Amount	-------- Actual Entry --------- ---- From ----- CC	Account	----- To ------ CC	Account	Feed	Mand
21	201604-20300	PRESIDENTIAL RECOGNITION									
		PRES RECOGNITION	21	021000	5,570.00	21	021000	21	201604-20300	Y	
		** Increase in SL Allocation **			5,570.00						
21	201607-20300	EXECUTIVE SEARCHES & RELOCATION									
		EXEC SEARCHES	21	021000	10,000.00	21	021000	21	201607-20300	Y	
		** Increase in SL Allocation **			10,000.00						
21	201615-20300	MRC MEMBERSHIPS									
		MRC MEM SUPPORT	21	021000	28,000.00	21	021000	21	201615-20300	Y	
		** Increase in SL Allocation **			28,000.00						
21	201616-20300	PRESIDENTIAL COMMITTEES									
		PRES COMM	21	021000	6,000.00	21	021000	21	201616-20300	Y	
		** Increase in SL Allocation **			6,000.00						
21	201800-20300	RECORD RETENTION - DOC SHREDDING									
		SHREDDING	21	021000	4,000.00	21	021000	21	201800-20300	Y	
		** Increase in SL Allocation **			4,000.00						
21	201802-20300	RODEO SCHOLARSHIPS									
		RODEO SCHOL	21	021000	75,000.00	21	021000	21	201802-20300	Y	
		** Increase in SL Allocation **			75,000.00						
21	201914-20300	SYSTEM EMP BENEFITS ADVISORY COU									
		SEBAC	21	021000	1,198.00	21	021000	21	201914-20300	Y	
		** Increase in SL Allocation **			1,198.00						
21	201915-20300	SCHOLARSHIPS-EMPL-PRES-ENHAN									
		SCHOLARSHIP EMPLOY	21	021000	125,000.00	21	021000	21	201915-20300	Y	
		** Increase in SL Allocation **			125,000.00						
21	201928-20300	STAFF COUNCIL									
		STAFF COUNCIL	21	021000	5,000.00	21	021000	21	201928-20300	Y	
		** Increase in SL Allocation **			5,000.00						
21	201929-20300	SARA PROGRAM									
		SARA	21	021000	10,000.00	21	021000	21	201929-20300	Y	
		** Increase in SL Allocation **			10,000.00						
21	202008-20300	TEXAS AFFORDABLE BACCALAUREATE T									
		TAB	21	021000	306,670.00	21	021000	21	202008-20300	Y	
		** Increase in SL Allocation **			306,670.00						
21	202010-20300	TAMUC RODEO TEAM									
		RODEO	21	021000	166,696.00	21	021000	21	202010-20300	Y	
		** Increase in SL Allocation **			166,696.00						

Printed on a Xerox 9700 Laser Printing System at the Computing Services Center / Texas A&M University

Form: URGB01 (02/05/85)

CC	Account	Transaction Description	--- Offset --- CC	Account	Amount	-------- Actual Entry --------- ---- From ----- CC	Account	----- To ------ CC	Account	Feed	Mand
21	202100-20300	MANE EVENT DAY									
		MANE EVENT	21	021000	22,630.00	21	021000	21	202100-20300	Y	
		** Increase in SL Allocation **			22,630.00						
21	202103-20300	UPWARD BOUND									
		UPWARD BOUND	21	021000	2,275.00	21	021000	21	202103-20300	Y	
		** Increase in SL Allocation **			2,275.00						
21	202104-20300	UTILITIES									
		UTILITIES	21	021000	2,555,000.00	21	021000	21	202104-20300	Y	
		** Increase in SL Allocation **			2,555,000.00						
21	202201-20300	VETERAN'S AFFAIRS									
		VET AFF	21	021000	4,208.00	21	021000	21	202201-20300	Y	
		** Increase in SL Allocation **			4,208.00						
21	202280-20300	VPBA LEADERSHIP COHORT									
		VPBA LEAD COHORT	21	021000	15,000.00	21	021000	21	202280-20300	Y	
		** Increase in SL Allocation **			15,000.00						
21	202290-20301	CIO - OPERATING									
		CIO	21	021000	50,000.00	21	021000	21	202290-20301	Y	
		** Increase in SL Allocation **			50,000.00						
21	202290-20307	CIO - WEB PORTAL									
		CIO WEB PORTAL	21	021000	40,000.00	21	021000	21	202290-20307	Y	
		** Increase in SL Allocation **			40,000.00						
21	202295-20300	PROVOST & ACAD AFFAIRS									
		VPAA OM	21	021000	51,338.00	21	021000	21	202295-20300	Y	
		** Increase in SL Allocation **			51,338.00						
21	202296-20300	VP BUSINESS & ADMINISTRATION									
		VPAB	21	021000	33,258.00	21	021000	21	202296-20300	Y	
		** Increase in SL Allocation **			33,258.00						
21	202296-20302	BUDGET REVIEW & DEVELOPMENT COUN									
		BRDC	21	021000	2,000.00	21	021000	21	202296-20302	Y	
		** Increase in SL Allocation **			2,000.00						
21	202297-20300	MEDIA & PUBLIC RELATIONS									
		MEDIA PUB REL	21	021000	19,823.00	21	021000	21	202297-20300	Y	
		** Increase in SL Allocation **			19,823.00						
21	202297-20301	COMMUNITY RELATIONS									
		COMM REL PRES	21	021000	35,344.00	21	021000	21	202297-20301	Y	
		** Increase in SL Allocation **			35,344.00						

Printed on a Xerox 9700 Laser Printing System at the Computing Services Center / Texas A&M University

Form: URGB01 (02/05/85)

CC	Account	Transaction Description	--- Offset --- CC	Account	Amount	-------- Actual Entry --------- ---- From ----- CC	Account	----- To ------ CC	Account	Feed	Mand
21	202301-20300	WORK STUDY-MATCHING STUDENT SERV									
		WORK STUDY MATCH SS	21	021000	52,210.00	21	021000	21	202301-20300	Y	
		** Increase in SL Allocation **			52,210.00						
21	202302-20300	WORK STUDY-MATCHING/ACADEMIC									
		WORK STUDY ACAD	21	021000	96,535.00	21	021000	21	202302-20300	Y	
		** Increase in SL Allocation **			96,535.00						
21	202304-20300	STATE WORK STUDY MATCH-ACADEMIC									
		STATE MATCH AA	21	021000	15,621.00	21	021000	21	202304-20300	Y	
		** Increase in SL Allocation **			15,621.00						
21	202305-20300	STATE WORK STUDY MATCH-STUDENT S									
		STATE MATCH SS	21	021000	8,411.00	21	021000	21	202305-20300	Y	
		** Increase in SL Allocation **			8,411.00						
21	202800-20300	RES-BUDGET ADJUSTMENTS-CORR									
		RES BUD ADJ	21	021000	40,000.00	21	021000	21	202800-20300	Y	
		** Increase in SL Allocation **			40,000.00						
21	202800-20301	UNALLOCATED BUDGET									
		UNALLOC BUD	21	021000	920,147.00	21	021000	21	202800-20301	Y	
		** Increase in SL Allocation **			920,147.00						
21	202800-20304	TRANSITIONAL SALARY RESERVES									
		TRANS SALARIES	21	021000	200,000.00	21	021000	21	202800-20304	Y	
		** Increase in SL Allocation **			200,000.00						
21	202801-20301	RES-VPAA SUMMER ADJUNCTS									
		RES SUMMER ADJ	21	021000	1,995,871.00	21	021000	21	202801-20301	Y	
		** Increase in SL Allocation **			1,995,871.00						
21	202802-20300	RESERVE BUSINESS & ADMIN									
		RES VPBA	21	021000	16,900.00	21	021000	21	202802-20300	Y	
		** Increase in SL Allocation **			16,900.00						
21	202804-20300	RES FOR BUDGET ADJ-SA									
		RES BUD ADJ SA	21	021000	13,976.00	21	021000	21	202804-20300	Y	
		** Increase in SL Allocation **			13,976.00						
21	202805-20300	PRESIDENT'S CONTINGENCY									
		PRES CONTINGENCY	21	021000	19,794.00	21	021000	21	202805-20300	Y	
		** Increase in SL Allocation **			19,794.00						
21	202806-20300	RESERVE PROV CONTINGENCY AA									
		RES VPAA CONTINGENCY	21	021000	85,758.00	21	021000	21	202806-20300	Y	
		** Increase in SL Allocation **			85,758.00						

Printed on a Xerox 9700 Laser Printing System at the Computing Services Center / Texas A&M University

Form: URGB01 (02/05/85)

CC	Account	Transaction Description	--- Offset --- CC	Account	Amount	-------- Actual Entry --------- ---- From ----- CC	Account	----- To ------ CC	Account	Feed	Mand
21	202816-20300	KOREAN PROGRAM -AGREEMENT ADJ AL									
		KOREAN PROG	21	021000	50,000.00	21	021000	21	202816-20300	Y	
		** Increase in SL Allocation **			50,000.00						
21	202821-20300	ATHLETIC POST SEASON SUPPORT									
		ATHL POST SEASON	21	021000	150,000.00	21	021000	21	202821-20300	Y	
		** Increase in SL Allocation **			150,000.00						
21	202821-20301	EXCISE TAX									
		EXCISE TAX	21	021000	30,000.00	21	021000	21	202821-20301	Y	
		** Increase in SL Allocation **			30,000.00						
21	202822-20300	RES - EVENT CENTER									
		RES EVENT CTR	21	021000	270,000.00	21	021000	21	202822-20300	Y	
		** Increase in SL Allocation **			270,000.00						
21	210012-10000	ENROLLMENT FEE-REVENUE									
		FRES ADMIS	21	021000	163,880.00-	21	210012-10000	21	210012-20300	Y	
		FRES ADMIS BAD DEBT	21	021000	6,120.00-	21	210012-10000	21	210012-20200	Y	
		** Decrease in SL Allocation **			170,000.00-						
21	210012-20200	FRESHMAN ADMISS - BAD DEBT									
		FRES ADMIS BAD DEBT	21	021000	6,120.00	21	210012-10000	21	210012-20200	Y	
		** Increase in SL Allocation **			6,120.00						
21	210012-20300	FRESHMAN ADMISSIONS									
		FRES ADMIS	21	021000	163,880.00	21	210012-10000	21	210012-20300	Y	
		** Increase in SL Allocation **			163,880.00						
21	210018-10000	INTERNATIONAL STD ADMIN FEE-REV									
		INTL ADMIN FEE	21	021000	60,000.00-	21	210018-10000	21	210018-20300	Y	
		** Decrease in SL Allocation **			60,000.00-						
21	210018-20300	INTERNATIONAL STD ADMIN FEE									
		INTL ADMIN FEE	21	021000	60,000.00	21	210018-10000	21	210018-20300	Y	
		** Increase in SL Allocation **			60,000.00						
21	210029-11002	CBE GRAD SCHOOL PROGRAM FEE FALL									
		COB ENHANCE FALL	21	021000	300,000.00-	21	210029-11002	21	210029-20300	Y	
		** Decrease in SL Allocation **			300,000.00-						
21	210029-12002	CBE GRAD SCHOOL PROGRAM FEE SPRI									
		COB ENHANCE SPG	21	021000	275,000.00-	21	210029-12002	21	210029-20300	Y	
		** Decrease in SL Allocation **			275,000.00-						
21	210029-13002	CBE GRAD SCHOOL PROGRAM FEE SUM									
		COB ENHANCE SUM I	21	021000	100,000.00-	21	210029-13002	21	210029-20300	Y	
		** Decrease in SL Allocation **			100,000.00-						

Printed on a Xerox 9700 Laser Printing System at the Computing Services Center / Texas A&M University

Form: URGB01 (02/05/85)

CC	Account	Transaction Description	--- Offset --- CC	Account	Amount	-------- Actual Entry --------- ---- From ----- CC	Account	----- To ------ CC	Account	Feed	Mand
21	210029-14002	CBE GRAD SCHOOL PROGRAM FEE SUM									
		COB ENHANCE SUM II	21	021000	75,000.00-	21	210029-14002	21	210029-20300	Y	
		** Decrease in SL Allocation **			75,000.00-						
21	210029-20300	COB GRAD SCHOOL PROGRAM FEE OPER									
		COB ENHANCE SUM I	21	021000	100,000.00	21	210029-13002	21	210029-20300	Y	
		COB ENHANCE SPG	21	021000	275,000.00	21	210029-12002	21	210029-20300	Y	
		COB ENHANCE SUM II	21	021000	75,000.00	21	210029-14002	21	210029-20300	Y	
		COB ENHANCE FALL	21	021000	300,000.00	21	210029-11002	21	210029-20300	Y	
		** Increase in SL Allocation **			750,000.00						
21	210032-20300	COMPUTING TELECOM & INFO SRVS									
		CTIS	21	021000	14,340.00	21	021000	21	210032-20300	Y	
		** Increase in SL Allocation **			14,340.00						
21	210032-20305	IT HDWE MAINT									
		IT HDWE MAINT	21	021000	30,000.00	21	021000	21	210032-20305	Y	
		** Increase in SL Allocation **			30,000.00						
21	210050-20208	CPD-LICENSING									
		PD RES SAL CHGS	21	021000	2,144.00-	21	210050-20208	21	210050-20950	Y	
		PD CPD ADMIN OH	21	021000	7,056.00-	21	210050-20208	21	210050-20949	Y	
		** Decrease in SL Allocation **			9,200.00-						
21	210050-20949	CPD-ADMINISTRATIVE OVERHEAD									
		PD CPD ADMIN OH	21	021000	7,056.00	21	210050-20208	21	210050-20949	Y	
		** Increase in SL Allocation **			7,056.00						
21	210050-20950	CPD-RES-SALARY CHANGES									
		PD RES SAL CHGS	21	021000	2,144.00	21	210050-20208	21	210050-20950	Y	
		** Increase in SL Allocation **			2,144.00						
21	210060-20300	FINANCIAL AID & SCHOLARSHIPS									
		FIN AID	21	021000	40,000.00	21	021000	21	210060-20300	Y	
		** Increase in SL Allocation **			40,000.00						
21	210122-20302	LIBRARY-INSTRUCTIONAL LAB MONITO									
		LIB LAB	21	021000	30,452.00	21	021000	21	210122-20302	Y	
		** Increase in SL Allocation **			30,452.00						
21	210125-20300	LION'S CAMP									
		LION CAMP	21	021000	29,100.00	21	021000	21	210125-20300	Y	
		** Increase in SL Allocation **			29,100.00						
21	210160-20300	INTEGRATED-EDUCATIONAL CLINIC									
		COUNS CLINIC	21	021000	1,464.00-	21	210160-20300	21	021000	Y	
		** Decrease in SL Allocation **			1,464.00-						

Printed on a Xerox 9700 Laser Printing System at the Computing Services Center / Texas A&M University

Form: URGB01 (02/05/85)

CC	Account	Transaction Description	Offset CC	Offset Account	Amount	Actual Entry From CC	Actual Entry From Account	Actual Entry To CC	Actual Entry To Account	Feed	Mand
21	210190-11002	STUDENT FEE COLLECTIONS									
		STUDENT FEE COLLECTS	21	021000	350,000.00-	21	210190-11002	21	210190-20300	Y	
		** Decrease in SL Allocation **			350,000.00-						
21	210190-20300	STUDENT FEE COLLECTIONS									
		STUDENT FEE COLLECTS	21	021000	350,000.00	21	210190-11002	21	210190-20300	Y	
		** Increase in SL Allocation **			350,000.00						
21	210191-20302	SPECIAL EVENTS-COLL EDUCATION									
		COEHS SPEC EV	21	021000	1,261.00	21	021000	21	210191-20302	Y	
		** Increase in SL Allocation **			1,261.00						
21	210191-20303	SPECIAL EVENTS - CSE									
		SPEC EVENT COSE	21	021000	2,615.00	21	021000	21	210191-20303	Y	
		** Increase in SL Allocation **			2,615.00						
21	210193-20300	VPAA PROFESSIONAL DEVELOPMENT									
		SPEC EVEN VPSAS	21	021000	3,000.00	21	021000	21	210193-20300	Y	
		** Increase in SL Allocation **			3,000.00						
21	210196-20300	SPECIAL EVENTS-PRES-OFFICL FCTN									
		SPEC EVENT	21	021000	48,700.00	21	021000	21	210196-20300	Y	
		** Increase in SL Allocation **			48,700.00						
21	210197-20300	SPECIAL EVENTS VP BUSINESS & ADM									
		SPEC EVENT BA	21	021000	4,850.00	21	021000	21	210197-20300	Y	
		** Increase in SL Allocation **			4,850.00						
21	210451-20306	RES NON-FACULTY SAL INC OTHER									
		RES SAL SAV	21	021000	750,000.00	21	021000	21	210451-20306	Y	
		** Increase in SL Allocation **			750,000.00						
21	210452-20301	RES - DES FAC SALARY INC									
		RES FAC MERIT	21	021000	5,424.00	21	021000	21	210452-20301	Y	
		** Increase in SL Allocation **			5,424.00						
21	210452-20302	RES-DES NON-FAC SALARY INC									
		RES NONFAC MER	21	021000	75,000.00	21	021000	21	210452-20302	Y	
		** Increase in SL Allocation **			75,000.00						
21	210452-20303	RES - EQUITY ADJUSTMENTS									
		RES EQUITY ADJ	21	021000	200,000.00	21	021000	21	210452-20303	Y	
		** Increase in SL Allocation **			200,000.00						
21	210452-20304	RES - FUTURE MERIT									
		RES FUTURE MERIT	21	021000	1,100,000.00	21	021000	21	210452-20304	Y	
		** Increase in SL Allocation **			1,100,000.00						

Printed on a Xerox 9700 Laser Printing System at the Computing Services Center / Texas A&M University

Form: URGB01 (02/05/85)

CC	Account	Transaction Description	--- Offset --- CC	Account	Amount	-------- Actual Entry --------- ---- From ----- CC	Account	----- To ------ CC	Account	Feed	Mand
21	210459	RES - FRINGE BENEFITS									
		RES FRINGE BENEF	21	021000	700,000.00	21	021000	21	210459	Y	
		** Increase in SL Allocation **			700,000.00						
21	210465	ACA PAYMENTS									
		ACA PYMTSSS	21	021000	100,000.00	21	021000	21	210465	Y	
		** Increase in SL Allocation **			100,000.00						
21	210994-20301	PRES - RESERVE FOR PERMANENT ADJ									
		PRES PERM ALLOC	21	021000	300,000.00	21	021000	21	210994-20301	Y	
		** Increase in SL Allocation **			300,000.00						
21	210997-20320	PLANNED MAINTENANCE									
		DEF MAINT	21	021000	500,000.00	21	021000	21	210997-20320	Y	
		** Increase in SL Allocation **			500,000.00						
21	210997-20330	PLANNED MAINTENANCE - AUX PROJEC									
		DEF MAINT-AUX	21	021000	50,000.00	21	021000	21	210997-20330	Y	
		** Increase in SL Allocation **			50,000.00						
21	210997-20345	TURF REPLACEMENT									
		TURF REPLACE	21	021000	50,000.00	21	021000	21	210997-20345	Y	
		** Increase in SL Allocation **			50,000.00						
21	215000-11002	USF - FALL									
		USF FALL	21	021500	3,230,000.00-	21	215000-11002	21	021500	Y	
		** Decrease in SL Allocation **			3,230,000.00-						
21	215000-11003	USF - GT - FALL									
		USF GT FALL	21	021500	3,450,000.00-	21	215000-11003	21	021500	Y	
		** Decrease in SL Allocation **			3,450,000.00-						
21	215000-12002	USF - SPRING									
		USF SPG	21	021500	2,960,000.00-	21	215000-12002	21	021500	Y	
		** Decrease in SL Allocation **			2,960,000.00-						
21	215000-12003	USF - GT - SPRING									
		USF GT SPG	21	021500	3,280,000.00-	21	215000-12003	21	021500	Y	
		** Decrease in SL Allocation **			3,280,000.00-						
21	215000-13002	USF - SUM I									
		USF SUM I	21	021500	600,000.00-	21	215000-13002	21	021500	Y	
		** Decrease in SL Allocation **			600,000.00-						
21	215000-13003	USF - GT - SUM I									
		USF FG SUM I	21	021500	600,000.00-	21	215000-13003	21	021500	Y	
		** Decrease in SL Allocation **			600,000.00-						

Printed on a Xerox 9700 Laser Printing System at the Computing Services Center / Texas A&M University

Form: URGB01 (02/05/85)

CC	Account	Transaction Description	--- Offset --- CC	Account	Amount	-------- Actual Entry --------- ---- From ----- CC	Account	----- To ------ CC	Account	Feed	Mand
21	215000-14002	USF - SUM II									
		USF SUM II	21	021500	380,000.00-	21	215000-14002	21	021500	Y	
		** Decrease in SL Allocation **			380,000.00-						
21	215000-14003	USF - GT - SUM II									
		USF FT SUMII	21	021500	380,000.00-	21	215000-14003	21	021500	Y	
		** Decrease in SL Allocation **			380,000.00-						
21	215000-20200	USF - BAD DEBT									
		USF BAD DEBT	21	021500	195,092.00	21	021500	21	215000-20200	Y	
		** Increase in SL Allocation **			195,092.00						
21	215000-20301	USF-CREDIT CARD CHARGES									
		USF CREDIT CARD	21	021500	50,000.00	21	021500	21	215000-20301	Y	
		** Increase in SL Allocation **			50,000.00						
21	215000-20319	USF - GT - PERM FY19 & BEYOND									
		USF GT PERM	21	021500	400,000.00	21	021500	21	215000-20319	Y	
		** Increase in SL Allocation **			400,000.00						
21	215100-20500	USF - TECH FEE RES									
		USF TEC RES	21	021500	54,942.00	21	021500	21	215100-20500	Y	
		** Increase in SL Allocation **			54,942.00						
21	215101-20300	USF-CONTRACT SVCS PYMT IT									
		USF CONTRACT SVC IT	21	021500	2,080,383.00	21	021500	21	215101-20300	Y	
		** Increase in SL Allocation **			2,080,383.00						
21	215101-20301	USF-CONTRACT SVCS-CONTINGENCY									
		USF IT CONTINGENCY	21	021500	116,549.00	21	021500	21	215101-20301	Y	
		** Increase in SL Allocation **			116,549.00						
21	215102-20300	USF-DOCUMENT MGMT SYSTEM									
		USF DOC MGMT SYST	21	021500	58,500.00	21	021500	21	215102-20300	Y	
		** Increase in SL Allocation **			58,500.00						
21	215102-20302	USF-INST TECH MICROSOFT AGREEMEN									
		MICROSOFT AGREE	21	021500	55,000.00	21	021500	21	215102-20302	Y	
		** Increase in SL Allocation **			55,000.00						
21	215102-20308	USF-IT SOFTWARE MAINT									
		CTIS SOFTWARE MAITN	21	021500	606,659.00	21	021500	21	215102-20308	Y	
		** Increase in SL Allocation **			606,659.00						
21	215105-20300	USF - LIBRARY									
		LIB USF	21	021500	842,078.00	21	021500	21	215105-20300	Y	
		** Increase in SL Allocation **			842,078.00						

Printed on a Xerox 9700 Laser Printing System at the Computing Services Center / Texas A&M University

Form: URGB01 (02/05/85)

CC	Account	Transaction Description	Offset CC	Offset Account	Amount	Actual Entry From CC	Actual Entry From Account	Actual Entry To CC	Actual Entry To Account	Feed	Mand
21	215105-20500	USF - LIBRARY RES									
		LIB USF RES	21	021500	637,766.00	21	021500	21	215105-20500	Y	
		** Increase in SL Allocation **			637,766.00						
21	215110-20300	USF - INTERNAT EDUC SCHOLARSHIPS									
		INTL ED SCHOL	21	021500	27,194.00	21	021500	21	215110-20300	Y	
		** Increase in SL Allocation **			27,194.00						
21	215115-20300	USF - TRANSCRIPT FEE									
		TRANSCRLIPTS	21	021500	219,603.00	21	021500	21	215115-20300	Y	
		** Increase in SL Allocation **			219,603.00						
21	215115-20500	USF - TRANSCRIPT RES									
		TRANS RES	21	021500	10,000.00	21	021500	21	215115-20500	Y	
		** Increase in SL Allocation **			10,000.00						
21	215120-20300	USF - TUTORING FEE									
		TUTORING	21	021500	215,087.00	21	021500	21	215120-20300	Y	
		** Increase in SL Allocation **			215,087.00						
21	215120-20500	USF - TUTORING RES									
		TUTORING RES	21	021500	28,150.00	21	021500	21	215120-20500	Y	
		** Increase in SL Allocation **			28,150.00						
21	215125-20300	USF - ADVISING FEE									
		VPSAS ADV UNALLOC	21	021500	16,255.00	21	021500	21	215125-20300	Y	
		** Increase in SL Allocation **			16,255.00						
21	215125-20301	USF - VPSAS - ADVISING									
		ADVISING VPSAS	21	021500	132,209.00	21	021500	21	215125-20301	Y	
		** Increase in SL Allocation **			132,209.00						
21	215125-20302	USF - CHSSA ADVISING									
		CHSSA ADV	21	021500	82,340.00	21	021500	21	215125-20302	Y	
		** Increase in SL Allocation **			82,340.00						
21	215125-20303	USF - COEHS ADVISING									
		COEHS ADVISING	21	021500	81,850.00	21	021500	21	215125-20303	Y	
		** Increase in SL Allocation **			81,850.00						
21	215125-20304	USF - COB ADVISING									
		COB ADVISING	21	021500	83,637.00	21	021500	21	215125-20304	Y	
		** Increase in SL Allocation **			83,637.00						
21	215125-20305	USF - GRAD ADVISING									
		GRAD ADVISING	21	021500	31,095.00	21	021500	21	215125-20305	Y	
		** Increase in SL Allocation **			31,095.00						

Printed on a Xerox 9700 Laser Printing System at the Computing Services Center / Texas A&M University

Form: URGB01 (02/05/85)

CC	Account	Transaction Description	Offset CC	Offset Account	Amount	Actual Entry From CC	Actual Entry From Account	Actual Entry To CC	Actual Entry To Account	Feed	Mand
21	215125-20306	USF - UCOLL ADVISING									
		ADVISING UCOLL	21	021500	186,821.00	21	021500	21	215125-20306	Y	
		** Increase in SL Allocation **			186,821.00						
21	215125-20307	USF - CSE ADVISING									
		COSE ADVIS	21	021500	80,000.00	21	021500	21	215125-20307	Y	
		** Increase in SL Allocation **			80,000.00						
21	215125-20500	USF - ADVISING RES									
		VPSAS ADV RES	21	021500	58,176.00	21	021500	21	215125-20500	Y	
		** Increase in SL Allocation **			58,176.00						
21	215130-20300	USF - STUDENT IDENTIFICATION									
		USF STD ID	21	021500	66,872.00	21	021500	21	215130-20300	Y	
		** Increase in SL Allocation **			66,872.00						
21	215130-20301	USF - STUDENT ID - SRSC RENTAL									
		USF ID RSC RENT	21	021500	6,236.00	21	021500	21	215130-20301	Y	
		** Increase in SL Allocation **			6,236.00						
21	215130-20302	USF - STUDENT ID - EQUIPMENT									
		USF STD ID EQUIP	21	021500	25,000.00	21	021500	21	215130-20302	Y	
		** Increase in SL Allocation **			25,000.00						
21	215130-20500	USF STUDENT ID - RES									
		USF STD ID RES	21	021500	6,500.00	21	021500	21	215130-20500	Y	
		** Increase in SL Allocation **			6,500.00						
21	215135-20300	USF -STUDENT HEALTH SERVICES									
		STUD HEALT SVC	21	021500	57,500.00	21	021500	21	215135-20300	Y	
		** Increase in SL Allocation **			57,500.00						
21	215137-20300	USF - COUNSELING SERVICES									
		COUNSELING	21	021500	57,500.00	21	021500	21	215137-20300	Y	
		** Increase in SL Allocation **			57,500.00						
21	215140-20300	USF - CAMPUS TRANSPORTATION									
		CAMPUS TRANSP	21	021500	170,000.00	21	021500	21	215140-20300	Y	
		** Increase in SL Allocation **			170,000.00						
21	215200-20300	USF - CHSSA ENHANCEMENT FEE									
		CHSSA ENHANCE	21	021500	325,132.00	21	021500	21	215200-20300	Y	
		** Increase in SL Allocation **			325,132.00						
21	215225-20300	USF - COEHS ENHANCEMENT FEE									
		COEHS ENHANCEMENT	21	021500	279,463.00	21	021500	21	215225-20300	Y	
		** Increase in SL Allocation **			279,463.00						

Printed on a Xerox 9700 Laser Printing System at the Computing Services Center / Texas A&M University

Form: URGB01 (02/05/85)

CC	Account	Transaction Description	--- Offset --- CC	Account	Amount	-------- Actual Entry --------- ---- From ----- CC	Account	----- To ------ CC	Account	Feed	Mand
21	215230-20300	USF - COB ENHANCEMENT FEE									
		COB ENHANCEMENT	21	021500	117,442.00	21	021500	21	215230-20300	Y	
		** Increase in SL Allocation **			117,442.00						
21	215235-20300	USF - CSE ENHANCEMENT FEE									
		COSE ENHANCE	21	021500	196,793.00	21	021500	21	215235-20300	Y	
		** Increase in SL Allocation **			196,793.00						
21	215240-20300	USF - SCHOOL OF AG ENHANCEMENT F									
		SCH AG ENHANCE	21	021500	44,629.00	21	021500	21	215240-20300	Y	
		** Increase in SL Allocation **			44,629.00						
21	220000-20300	DESIGNATED - OTHERS									
		SCHOLARSHIPS	21	022000	120,100.00-	21	220000-20300	21	220060-20300	Y	
		STD SVC	21	022000	164,495.00-	21	220000-20300	21	220030-20300	Y	
		PLANT	21	022000	27,167.00-	21	220000-20300	21	220040-20300	Y	
		INST SUPP	21	022000	6,467.00-	21	220000-20300	21	220035-20300	Y	
		RESEARCH	21	022000	11,299.00-	21	220000-20300	21	220015-20300	Y	
		PUB SVC	21	022000	150,640.00-	21	220000-20300	21	220020-20300	Y	
		INSTRUC	21	022000	1,305,924.00-	21	220000-20300	21	220010-20300	Y	
		ACAD SUPP	21	022000	313,908.00-	21	220000-20300	21	220025-20300	Y	
		** Decrease in SL Allocation **			2,100,000.00-						
21	220010-20300	DES OTHER-INSTRUCTIONAL									
		INSTRUC	21	022000	1,305,924.00	21	220000-20300	21	220010-20300	Y	
		** Increase in SL Allocation **			1,305,924.00						
21	220015-20300	DEST OTHER-RESEARCH									
		RESEARCH	21	022000	11,299.00	21	220000-20300	21	220015-20300	Y	
		** Increase in SL Allocation **			11,299.00						
21	220020-20300	DEST OTHER-PUBLIC SERVICE									
		PUB SVC	21	022000	150,640.00	21	220000-20300	21	220020-20300	Y	
		** Increase in SL Allocation **			150,640.00						
21	220025-20300	DEST OTHER-ACADEMIC SUPPORT									
		ACAD SUPP	21	022000	313,908.00	21	220000-20300	21	220025-20300	Y	
		** Increase in SL Allocation **			313,908.00						
21	220030-20300	DEST OTHER-STUDENT SERVICES									
		STD SVC	21	022000	164,495.00	21	220000-20300	21	220030-20300	Y	
		** Increase in SL Allocation **			164,495.00						
21	220035-20300	DEST OTHER-INSTITUTIONAL SUPPORT									
		INST SUPP	21	022000	6,467.00	21	220000-20300	21	220035-20300	Y	
		** Increase in SL Allocation **			6,467.00						

Printed on a Xerox 9700 Laser Printing System at the Computing Services Center / Texas A&M University

Form: URGB01 (02/05/85)

CC	Account	Transaction Description	--- Offset --- CC	Account	Amount	-------- Actual Entry --------- ---- From ----- CC	Account	----- To ------ CC	Account	Feed	Mand
21	220040-20300	DEST OTHER - OMP									
		PLANT	21	022000	27,167.00	21	220000-20300	21	220040-20300	Y	
		** Increase in SL Allocation **			27,167.00						
21	220060-20300	DEST OTHER-SCHOLARSHIPS									
		SCHOLARSHIPS	21	022000	120,100.00	21	220000-20300	21	220060-20300	Y	
		** Increase in SL Allocation **			120,100.00						
21	220401-20300	DESIG TUITION SET ASIDE-UNDERGRA									
		DESIT TUI SET ASIDE UG	21	022000	166,000.00	21	022000	21	220401-20300	Y	
		** Increase in SL Allocation **			166,000.00						
21	220402-20300	DESIG TUITION SET ASIDE-GRAD									
		DESIG TUI SET ASIDE GR	21	022000	680,000.00	21	022000	21	220402-20300	Y	
		** Increase in SL Allocation **			680,000.00						
21	222001	TPEG - RESIDENTS									
		TPEG RES	21	022000	1,700,000.00	21	022700	21	222001	Y	
		** Increase in SL Allocation **			1,700,000.00						
21	222002	TPEG - NON RESIDENTS									
		TPEG NON-RES	21	022000	100,000.00	21	022700	21	222002	Y	
		** Increase in SL Allocation **			100,000.00						
21	222900-20300	RES-INVESTMENT EARNINGS									
		RES INVESTMENT EARNS	21	022000	1,300,000.00-	21	222900-20300	21	021000	Y	
		** Decrease in SL Allocation **			1,300,000.00-						
21	240000-20300	FACILITIES REPORTING & ENERGY									
		FACILITIES MGMT	21	021000	1,950.00	21	021000	21	240000-20300	Y	
		** Increase in SL Allocation **			1,950.00						
21	240000-20305	FACILITIES - E&G DOOR ACCESS									
		DOOR ACCESS	21	021000	38,000.00	21	021000	21	240000-20305	Y	
		** Increase in SL Allocation **			38,000.00						
21	240052-20300	ASSOCIATE VPBA									
		AVP REP OPER	21	021000	12,930.00	21	021000	21	240052-20300	Y	
		** Increase in SL Allocation **			12,930.00						
21	240052-20301	AVP - TRECS MAINT									
		AVP TRECS MAINT	21	021000	9,000.00	21	021000	21	240052-20301	Y	
		** Increase in SL Allocation **			9,000.00						
21	240053-20300	VPBA TRAVEL FUND									
		VPBA TRAVEL	21	021000	2,000.00	21	021000	21	240053-20300	Y	
		** Increase in SL Allocation **			2,000.00						

Printed on a Xerox 9700 Laser Printing System at the Computing Services Center / Texas A&M University

Form: URGB01 (02/05/85)

CC	Account	Transaction Description	Offset CC	Offset Account	Amount	Actual Entry From CC	Actual Entry From Account	Actual Entry To CC	Actual Entry To Account	Feed	Mand
21	240080-20301	ENVIRONMENTAL MGMT OPER									
		ENVIRON MGMT	21	021000	10,000.00	21	021000	21	240080-20301	Y	
		** Increase in SL Allocation **			10,000.00						
21	240090-20300	FACILITIES CNTRACT - OPERATING									
		FAC CONT OPS	21	021000	4,500,000.00	21	021000	21	240090-20300	Y	
		** Increase in SL Allocation **			4,500,000.00						
21	240090-20301	FACILITIES CONTRACT SAVINGS									
		FAC CONTRACT-IRRIGATION	21	021000	220,000.00	21	021000	21	240090-20301	Y	
		FAC CONTRACTS SAVINGS	21	021000	396,230.00	21	021000	21	240090-20301	Y	
		** Increase in SL Allocation **			616,230.00						
21	242040-20300	BUDGET OFFICE									
		BUDGET OFF	21	021000	16,628.00	21	021000	21	242040-20300	Y	
		** Increase in SL Allocation **			16,628.00						
21	242045-20300	BUSINESS SERVICES									
		BUS SVCS	21	021000	4,170.00	21	021000	21	242045-20300	Y	
		** Increase in SL Allocation **			4,170.00						
21	242045-20303	SVCS AGREEMENT - CUSTOMER'S BANK									
		BUS SVC BANK	21	021000	12,000.00	21	021000	21	242045-20303	Y	
		** Increase in SL Allocation **			12,000.00						
21	242062-20300	ACCOUNTING SERVICES									
		ACCTG SVC OM	21	021000	94,112.00	21	021000	21	242062-20300	Y	
		** Increase in SL Allocation **			94,112.00						
21	242062-20303	ACCT SVCS - CONCUR ANUAL MAINT									
		CONCUR MAINT	21	021000	26,000.00	21	021000	21	242062-20303	Y	
		** Increase in SL Allocation **			26,000.00						
21	242062-20305	ARMORED CAR SERVICES									
		ARMORED CAR SVC	21	021000	5,000.00	21	021000	21	242062-20305	Y	
		** Increase in SL Allocation **			5,000.00						
21	242080-20300	HR - OPERATIONS									
		HR OPERS	21	021000	29,779.00	21	021000	21	242080-20300	Y	
		** Increase in SL Allocation **			29,779.00						
21	242080-20302	HR - BENEFITS & RETIREMENT									
		HR BENEF/RETIRE	21	021000	9,320.00	21	021000	21	242080-20302	Y	
		** Increase in SL Allocation **			9,320.00						
21	242080-20306	HR - BACKGROUND SCREENING									
		HR BACKGRND CKS	21	021000	25,000.00	21	021000	21	242080-20306	Y	
		** Increase in SL Allocation **			25,000.00						

Printed on a Xerox 9700 Laser Printing System at the Computing Services Center / Texas A&M University

Form: URGB01 (02/05/85)

CC	Account	Transaction Description	--- Offset --- CC	Account	Amount	-------- Actual Entry --------- ---- From ----- CC	Account	----- To ------ CC	Account	Feed	Mand
21	242080-20312	HR - WELLNESS									
		HR WELLNESS	21	021000	11,000.00	21	021000	21	242080-20312	Y	
		** Increase in SL Allocation **			11,000.00						
21	242080-20316	HR-EMPLOYEE ASSISTANCE PROGRAM									
		HR EAP	21	021000	20,000.00	21	021000	21	242080-20316	Y	
		** Increase in SL Allocation **			20,000.00						
21	242085-20300	PAYROLL									
		PAYROLL OM	21	021000	18,517.00	21	021000	21	242085-20300	Y	
		** Increase in SL Allocation **			18,517.00						
21	242120-20300	MAIL SERVICE									
		MAIL SVC	21	021000	34,741.00	21	021000	21	242120-20300	Y	
		** Increase in SL Allocation **			34,741.00						
21	242160-20300	PURCHASING									
		PURCH	21	021000	15,205.00	21	021000	21	242160-20300	Y	
		** Increase in SL Allocation **			15,205.00						
21	242160-20301	PURCHASING - HUB									
		PURCH/HUB	21	021000	4,070.00	21	021000	21	242160-20301	Y	
		** Increase in SL Allocation **			4,070.00						
21	242160-20302	PURCHASING - ONLINE PROCUREMENT									
		PURCH PROC SYS	21	021000	44,850.00	21	021000	21	242160-20302	Y	
		** Increase in SL Allocation **			44,850.00						
21	242165-20300	CONTRACT ADMINISTRATION									
		CONTRACT MGMT	21	021000	8,930.00	21	021000	21	242165-20300	Y	
		** Increase in SL Allocation **			8,930.00						
21	242180-20300	TRAINING & DEVELOPMENT - OPERATI									
		TRAIN & DEV	21	021000	4,922.00	21	021000	21	242180-20300	Y	
		** Increase in SL Allocation **			4,922.00						
21	242180-20301	EMPLOYEE RECOGNITION PROGRAM									
		TRAN * DEV EMPL RECOG	21	021000	6,000.00	21	021000	21	242180-20301	Y	
		** Increase in SL Allocation **			6,000.00						
21	242185-20300	COMPLIANCE									
		COMPL OFF	21	021000	34,577.00	21	021000	21	242185-20300	Y	
		** Increase in SL Allocation **			34,577.00						
21	242190-20300	SAFETY OFFICE									
		SAFETY OFF	21	021000	112,559.00	21	021000	21	242190-20300	Y	
		** Increase in SL Allocation **			112,559.00						

Printed on a Xerox 9700 Laser Printing System at the Computing Services Center / Texas A&M University

Form: URGB01 (02/05/85)

CC	Account	Transaction Description	Offset CC	Offset Account	Amount	Actual Entry From CC	Actual Entry From Account	Actual Entry To CC	Actual Entry To Account	Feed	Mand
21	242190-20302	SAFETY OFFICE - FIRE SYSTEMS									
		SAFETY FIRE EXT	21	021000	30,000.00	21	021000	21	242190-20302	Y	
		** Increase in SL Allocation **			30,000.00						
21	242190-20307	LAB SAFETY									
		LABE SAFETY	21	021000	9,450.00	21	021000	21	242190-20307	Y	
		** Increase in SL Allocation **			9,450.00						
21	242190-20310	SAFETY OFFICE - EVENT SERVICES									
		SAFETY EVENT SVC	21	021000	17,000.00	21	021000	21	242190-20310	Y	
		** Increase in SL Allocation **			17,000.00						
21	242195-20300	SHIPPING/RECEIVING									
		SHIP/REC	21	021000	11,138.00	21	021000	21	242195-20300	Y	
		** Increase in SL Allocation **			11,138.00						
21	242210-20300	UNIVERSITY POLICE									
		UPD	21	021000	51,760.00	21	021000	21	242210-20300	Y	
		** Increase in SL Allocation **			51,760.00						
21	242210-20301	UPD - IRIS/PAWS/LYNX									
		UPD IRIS PAWS	21	021000	26,750.00	21	021000	21	242210-20301	Y	
		** Increase in SL Allocation **			26,750.00						
21	242210-20303	UPD - CAMERA SURVEILLANCE									
		UPD CAMERA SUV	21	021000	20,700.00	21	021000	21	242210-20303	Y	
		** Increase in SL Allocation **			20,700.00						
21	242210-20305	UPD - UNIFORM CLEANING									
		UPD UNIFORM CLEAN	21	021000	15,000.00	21	021000	21	242210-20305	Y	
		** Increase in SL Allocation **			15,000.00						
21	242210-20700	UNIVERSITY POLICE CONT SERVICE									
		UPD CONT SVC	21	021000	3,056.00	21	021000	21	242210-20700	Y	
		** Increase in SL Allocation **			3,056.00						
21	250000-20300	DEAN OF GRAD STUDIES									
		GRAD O/M	21	021000	41,163.00	21	021000	21	250000-20300	Y	
		** Increase in SL Allocation **			41,163.00						
21	250010-20300	ART									
		ART	21	021000	37,842.00	21	021000	21	250010-20300	Y	
		** Increase in SL Allocation **			37,842.00						
21	250010-20301	ART EQUIPMENT REPAIR									
		ART EQUIP REP	21	021000	4,357.00	21	021000	21	250010-20301	Y	
		** Increase in SL Allocation **			4,357.00						

Printed on a Xerox 9700 Laser Printing System at the Computing Services Center / Texas A&M University

Form: URGB01 (02/05/85)

CC	Account	Transaction Description	--- Offset --- CC	Account	Amount	-------- Actual Entry --------- ---- From ----- CC	Account	----- To ------ CC	Account	Feed	Mand
21	250010-20302	ART COMMUNICATIONS - OP									
		ART COMM	21	021000	2,886.00	21	021000	21	250010-20302	Y	
		** Increase in SL Allocation **			2,886.00						
21	250080-20300	HISTORY									
		HISTORY	21	021000	13,255.00	21	021000	21	250080-20300	Y	
		** Increase in SL Allocation **			13,255.00						
21	250120-20300	LIT & LANG									
		LIT/LANG	21	021000	39,710.00	21	021000	21	250120-20300	Y	
		** Increase in SL Allocation **			39,710.00						
21	250120-20301	LIT & LANG - POSTCRIPTS									
		LIT/LANG PS	21	021000	1,946.00	21	021000	21	250120-20301	Y	
		** Increase in SL Allocation **			1,946.00						
21	250120-20302	COMM SKILLS CTR - OPER									
		COMM SKILS CTR	21	021000	2,112.00	21	021000	21	250120-20302	Y	
		** Increase in SL Allocation **			2,112.00						
21	250130-20300	MUSIC									
		MUSIC	21	021000	22,211.00	21	021000	21	250130-20300	Y	
		** Increase in SL Allocation **			22,211.00						
21	250130-20700	MUSIC CONTRACTED SERVICES									
		MUSC CONT SVC	21	021000	6,433.00	21	021000	21	250130-20700	Y	
		** Increase in SL Allocation **			6,433.00						
21	250131-20300	THEATRE									
		THEATRE	21	021000	23,409.00	21	021000	21	250131-20300	Y	
		** Increase in SL Allocation **			23,409.00						
21	250131-20301	JOURNALISM/RTV/SPEECH									
		JOURN	21	021000	23,408.00	21	021000	21	250131-20301	Y	
		** Increase in SL Allocation **			23,408.00						
21	250160-20300	POLITICAL SCIENCE									
		POL SCI	21	021000	10,740.00	21	021000	21	250160-20300	Y	
		** Increase in SL Allocation **			10,740.00						
21	250190-20300	SOC & CRIMINAL JUSTICE									
		SOC CRIM JUST	21	021000	15,427.00	21	021000	21	250190-20300	Y	
		** Increase in SL Allocation **			15,427.00						
21	250510-20300	AG SCI									
		AG SCI	21	021000	49,878.00	21	021000	21	250510-20300	Y	
		** Increase in SL Allocation **			49,878.00						

Printed on a Xerox 9700 Laser Printing System at the Computing Services Center / Texas A&M University

Form: URGB01 (02/05/85)

CC	Account	Transaction Description	--- Offset --- CC	Account	Amount	-------- Actual Entry --------- ---- From ----- CC	Account	----- To ------ CC	Account	Feed	Mand
21	250520-20300	BIO & EARTH SCI									
		BIO	21	021000	51,076.00	21	021000	21	250520-20300	Y	
		** Increase in SL Allocation **			51,076.00						
21	250520-20301	BIO & EARTH SCI LAB									
		BIO LAB	21	021000	9,685.00	21	021000	21	250520-20301	Y	
		** Increase in SL Allocation **			9,685.00						
21	250520-20306	BIOLOGY - VIVARIUM									
		BIO VIVARIUM	21	021000	9,120.00	21	021000	21	250520-20306	Y	
		** Increase in SL Allocation **			9,120.00						
21	250530-20300	CHEMISTRY									
		CHEM	21	021000	22,232.00	21	021000	21	250530-20300	Y	
		** Increase in SL Allocation **			22,232.00						
21	250530-20301	CHEMISTRY LAB SUPPLIES									
		CHEM LAB	21	021000	4,245.00	21	021000	21	250530-20301	Y	
		** Increase in SL Allocation **			4,245.00						
21	250531-20300	COMP SCI & INFO SYSTEMS									
		COMP SCI	21	021000	20,271.00	21	021000	21	250531-20300	Y	
		** Increase in SL Allocation **			20,271.00						
21	250630-20300	MATHEMATICS									
		MATH	21	021000	20,938.00	21	021000	21	250630-20300	Y	
		** Increase in SL Allocation **			20,938.00						
21	250660-20300	PHYSICS									
		PHYSICS	21	021000	23,822.00	21	021000	21	250660-20300	Y	
		** Increase in SL Allocation **			23,822.00						
21	250660-20301	PHYSICS - EQUIP MAINT									
		PHYSICS EQUIP	21	021000	14,065.00	21	021000	21	250660-20301	Y	
		** Increase in SL Allocation **			14,065.00						
21	250660-20302	PHYSICS LAB SUPPLIES									
		PHYSICS LAB	21	021000	6,199.00	21	021000	21	250660-20302	Y	
		** Increase in SL Allocation **			6,199.00						
21	250770-20300	INT SCIENCE LAB SUPPLIES									
		INT SCI LAB	21	021000	7,147.00	21	021000	21	250770-20300	Y	
		** Increase in SL Allocation **			7,147.00						
21	251003-20300	PLANETARIUM									
		PLANETARIUM	21	021000	70,000.00	21	021000	21	251003-20300	Y	
		** Increase in SL Allocation **			70,000.00						

Printed on a Xerox 9700 Laser Printing System at the Computing Services Center / Texas A&M University

Form: URGB01 (02/05/85)

CC	Account	Transaction Description	Offset CC	Offset Account	Amount	Actual Entry From CC	Actual Entry From Account	Actual Entry To CC	Actual Entry To Account	Feed	Mand
21	251030-20300	COUNSELING									
		COUNS	21	021000	30,647.00	21	021000	21	251030-20300	Y	
		** Increase in SL Allocation **			30,647.00						
21	251051-20300	CURRICULUM AND INSTRUCTION									
		CUR/INST	21	021000	58,248.00	21	021000	21	251051-20300	Y	
		** Increase in SL Allocation **			58,248.00						
21	251051-20301	EDCI SUPERVISORY TRAVEL									
		ELED TRAV	21	021000	16,613.00	21	021000	21	251051-20301	Y	
		** Increase in SL Allocation **			16,613.00						
21	251055-20300	EDUCATIONAL LEADERSHIP									
		ED LEAD	21	021000	32,000.00	21	021000	21	251055-20300	Y	
		** Increase in SL Allocation **			32,000.00						
21	251055-20301	EDL-QEP GLOBAL FELLOWS COURSE DE									
		EDAD RURAL ED CTR	21	021000	485.00	21	021000	21	251055-20301	Y	
		** Increase in SL Allocation **			485.00						
21	251055-20302	EDAD SUPERVISORY TRAVEL									
		EDAD TRAVEL	21	021000	4,074.00	21	021000	21	251055-20302	Y	
		** Increase in SL Allocation **			4,074.00						
21	251060-20300	HELT OPERATING									
		HELT	21	021000	21,061.00	21	021000	21	251060-20300	Y	
		** Increase in SL Allocation **			21,061.00						
21	251080-20300	HEALTH & HUMAN PERFORMANCE									
		HHP	21	021000	42,315.00	21	021000	21	251080-20300	Y	
		** Increase in SL Allocation **			42,315.00						
21	251081-20300	ATHLETIC TRAINING ED PROGRAM									
		ATHL TRAIN ED PROG	21	021000	5,820.00	21	021000	21	251081-20300	Y	
		** Increase in SL Allocation **			5,820.00						
21	251160-20300	PSYCHOLOGY & SPEC ED									
		PSYCH SPEC ED	21	021000	37,425.00	21	021000	21	251160-20300	Y	
		** Increase in SL Allocation **			37,425.00						
21	251160-20301	PSYCH & SPEC ED TRVL									
		PSYCH SPEC ED TRVL	21	021000	3,000.00	21	021000	21	251160-20301	Y	
		** Increase in SL Allocation **			3,000.00						
21	251190-20301	COMM COLLEGE ED CENTER									
		COMM COLL ED CTR	21	021000	8,633.00	21	021000	21	251190-20301	Y	
		** Increase in SL Allocation **			8,633.00						

Printed on a Xerox 9700 Laser Printing System at the Computing Services Center / Texas A&M University

Form: URGB01 (02/05/85)

CC	Account	Transaction Description	--- Offset --- CC	Account	Amount	-------- Actual Entry --------- ---- From ----- CC	Account	----- To ------ CC	Account	Feed	Mand
21	251191-20300	SOCIAL WORK									
		SOC WORK	21	021000	19,826.00	21	021000	21	251191-20300	Y	
		** Increase in SL Allocation **			19,826.00						
21	251270-20300	ED CERTIFICATION & ACAD SERV									
		ED CERT	21	021000	29,949.00	21	021000	21	251270-20300	Y	
		** Increase in SL Allocation **			29,949.00						
21	251300-20300	NURSING PROGRAM									
		NURSING PROG	21	021000	48,146.00	21	021000	21	251300-20300	Y	
		** Increase in SL Allocation **			48,146.00						
21	251300-20301	NURSING - MEDICAL RELATED EXPENS									
		NURSING MEDS	21	021000	10,000.00	21	021000	21	251300-20301	Y	
		** Increase in SL Allocation **			10,000.00						
21	251599-20300	ASSESSMENT SERVICES									
		ASSESS SVC	21	021000	5,162.00	21	021000	21	251599-20300	Y	
		** Increase in SL Allocation **			5,162.00						
21	252000-20300	LIBRARY									
		LIB O/M	21	021000	13,842.00	21	021000	21	252000-20300	Y	
		** Increase in SL Allocation **			13,842.00						
21	252000-20301	LIBRARY COMPUTER SUPPORT									
		LIB COMP SUPPORT	21	021000	26,250.00	21	021000	21	252000-20301	Y	
		** Increase in SL Allocation **			26,250.00						
21	252010-20300	ACCOUNTING									
		ACCTG	21	021000	11,528.00	21	021000	21	252010-20300	Y	
		** Increase in SL Allocation **			11,528.00						
21	252050-20300	ECONOMICS & FINANCE									
		ECO/FIN	21	021000	12,248.00	21	021000	21	252050-20300	Y	
		** Increase in SL Allocation **			12,248.00						
21	252070-20300	MARKETING & BUSINESS ANALYTICS									
		MKTG BUS ANALYT	21	021000	9,366.00	21	021000	21	252070-20300	Y	
		** Increase in SL Allocation **			9,366.00						
21	252090-20300	INDUSTRIAL ENG TECH									
		IET	21	021000	26,340.00	21	021000	21	252090-20300	Y	
		** Increase in SL Allocation **			26,340.00						
21	252093-20300	CONSTRUCTION ENGINEERING									
		CONSTRUC ENG	21	021000	22,124.00	21	021000	21	252093-20300	Y	
		** Increase in SL Allocation **			22,124.00						

Printed on a Xerox 9700 Laser Printing System at the Computing Services Center / Texas A&M University

Form: URGB01 (02/05/85)

CC	Account	Transaction Description	--- Offset --- CC	Account	Amount	-------- Actual Entry --------- ---- From ----- CC	Account	----- To ------ CC	Account	Feed	Mand
21	252095-20300	ELECTRICAL ENGINEERING									
		ELECT ENG	21	021000	11,000.00	21	021000	21	252095-20300	Y	
		** Increase in SL Allocation **			11,000.00						
21	252130-20300	MANAGEMENT									
		MGMT	21	021000	10,807.00	21	021000	21	252130-20300	Y	
		** Increase in SL Allocation **			10,807.00						
21	252150-20300	APPLIED SCIENCES - BAAS									
		BAAS	21	021000	2,647.00	21	021000	21	252150-20300	Y	
		** Increase in SL Allocation **			2,647.00						
21	256000-20300	VPAA OPERATING									
		VPAA OPS SAS	21	021000	55,992.00	21	021000	21	256000-20300	Y	
		** Increase in SL Allocation **			55,992.00						
21	256000-20303	COB GRADUATE RECRUITER									
		GRAD REC COB	21	021000	30,000.00	21	021000	21	256000-20303	Y	
		** Increase in SL Allocation **			30,000.00						
21	256000-20304	CHSSA GRADUATE RECRUITER									
		GRAD REC CHSSA	21	021000	30,000.00	21	021000	21	256000-20304	Y	
		** Increase in SL Allocation **			30,000.00						
21	256000-20305	COEHS GRADUATE RECRUITER									
		GRAD REC COEHS	21	021000	30,000.00	21	021000	21	256000-20305	Y	
		** Increase in SL Allocation **			30,000.00						
21	256000-20306	COSE GRADUATE RECRUITER									
		GRAD REC COSE	21	021000	30,000.00	21	021000	21	256000-20306	Y	
		** Increase in SL Allocation **			30,000.00						
21	256002-20300	DEAN OF STUDENTS									
		DEAN OF STDS	21	021000	7,680.00	21	021000	21	256002-20300	Y	
		** Increase in SL Allocation **			7,680.00						
21	256030-20300	CAREER DEVELOPMENT									
		CAREER DEV	21	021000	9,365.00	21	021000	21	256030-20300	Y	
		** Increase in SL Allocation **			9,365.00						
21	256040-20300	SDRS OPERATING									
		SDRS	21	021000	15,160.00	21	021000	21	256040-20300	Y	
		** Increase in SL Allocation **			15,160.00						
21	256040-20301	DISABILITY RES - ADA ACCOMODATIO									
		ADA ACCOMMODA	21	021000	16,982.00	21	021000	21	256040-20301	Y	
		** Increase in SL Allocation **			16,982.00						

Printed on a Xerox 9700 Laser Printing System at the Computing Services Center / Texas A&M University

Form: URGB01 (02/05/85)

CC	Account	Transaction Description	--- Offset --- CC	Account	Amount	-------- Actual Entry --------- ---- From ----- CC	Account	----- To ------ CC	Account	Feed	Mand
21	256052-20300	ADM-TX COMM APP									
		ADM TX COM AP	21	021000	4,219.00	21	021000	21	256052-20300	Y	
		** Increase in SL Allocation **			4,219.00						
21	256060-20300	ADMISSIONS									
		ADMIS	21	021000	131,735.00	21	021000	21	256060-20300	Y	
		** Increase in SL Allocation **			131,735.00						
21	256180-20300	REGISTRAR									
		REGISTRAR	21	021000	12,460.00	21	021000	21	256180-20300	Y	
		** Increase in SL Allocation **			12,460.00						
21	256183-20300	ORIENTATION MENTORS									
		ORIENT MENTORS	21	021000	15,099.00	21	021000	21	256183-20300	Y	
		** Increase in SL Allocation **			15,099.00						
21	256193-20300	FINANCIAL AID O&M									
		FIN AID O/M	21	021000	8,544.00	21	021000	21	256193-20300	Y	
		** Increase in SL Allocation **			8,544.00						
21	257080-20300	HONORS COLLEGE - OPER									
		HONORS COLL	21	021000	20,309.00	21	021000	21	257080-20300	Y	
		** Increase in SL Allocation **			20,309.00						
21	257120-20300	EXTENDED UNIVERSITY									
		EXT UNIV	21	021000	30,000.00	21	021000	21	257120-20300	Y	
		** Increase in SL Allocation **			30,000.00						
21	257130-20300	METROPLEX									
		METROPLEX	21	021000	45,127.00	21	021000	21	257130-20300	Y	
		** Increase in SL Allocation **			45,127.00						
21	257130-20301	METROPLEX TELECOMMUNICATIONS									
		METRO TELECOMS	21	021000	5,000.00	21	021000	21	257130-20301	Y	
		** Increase in SL Allocation **			5,000.00						
21	257135-20300	UNIVERSITY COLLEGE									
		UNIV COLL	21	021000	58,293.00	21	021000	21	257135-20300	Y	
		** Increase in SL Allocation **			58,293.00						
21	257140-20300	NAVARRO-EXCELLENCE									
		NAVARRO-CORS	21	021000	29,549.00	21	021000	21	257140-20300	Y	
		** Increase in SL Allocation **			29,549.00						
21	257145-20300	CHEC OPERATING									
		CHEC	21	021000	17,897.00	21	021000	21	257145-20300	Y	
		** Increase in SL Allocation **			17,897.00						

Printed on a Xerox 9700 Laser Printing System at the Computing Services Center / Texas A&M University

Form: URGB01 (02/05/85)

CC	Account	Transaction Description	--- Offset --- CC	Account	Amount	-------- Actual Entry --------- ---- From ----- CC	Account	----- To ------ CC	Account	Feed	Mand
21	257151-20300	RES-OFF CAMPUS TRAVEL									
		RES OFF CAMPUS TRAVEL	21	021000	30,260.00	21	021000	21	257151-20300	Y	
		** Increase in SL Allocation **			30,260.00						
21	257190-20300	RETENTION INITIATIVES									
		RETENTION INIT	21	021000	26,289.00	21	021000	21	257190-20300	Y	
		** Increase in SL Allocation **			26,289.00						
21	257590-20300	INTERNATIONAL STUDIES									
		INTL STD SVC	21	021000	106,086.00	21	021000	21	257590-20300	Y	
		** Increase in SL Allocation **			106,086.00						
21	257700-20300	MIDLOTHIAN CAMPUS									
		MIDLOTHIAN	21	021000	20,000.00	21	021000	21	257700-20300	Y	
		** Increase in SL Allocation **			20,000.00						
21	260000-20300	PRESIDENT'S OFFICE									
		PRES OFF	21	021000	81,138.00	21	021000	21	260000-20300	Y	
		** Increase in SL Allocation **			81,138.00						
21	260045-20300	DIVERSITY - OPERATIONS									
		DIVERSTY OFF	21	021000	22,835.00	21	021000	21	260045-20300	Y	
		** Increase in SL Allocation **			22,835.00						
21	261010-20300	KETR STAFF & OPERATING									
		KETR	21	021000	32,308.00	21	021000	21	261010-20300	Y	
		** Increase in SL Allocation **			32,308.00						
21	261010-20301	KETR-NATIONAL PUBLIC RADIO									
		KETR NPR	21	021000	5,100.00	21	021000	21	261010-20301	Y	
		** Increase in SL Allocation **			5,100.00						
21	261090-20300	INSTITUTIONAL RESEARCH									
		INST RESE	21	021000	10,271.00	21	021000	21	261090-20300	Y	
		** Increase in SL Allocation **			10,271.00						
21	261095-20300	QEP									
		QEP	21	021000	89,508.00	21	021000	21	261095-20300	Y	
		** Increase in SL Allocation **			89,508.00						
21	261190-20300	INSTITUTIONAL EFFECTIVENESS									
		IE PLANNING IR	21	021000	4,780.00	21	021000	21	261190-20300	Y	
		** Increase in SL Allocation **			4,780.00						
21	261650-20300	SAM RAYBURN SERIES ON RURAL LIFE									
		SAM RAY SERIES	21	021000	11,031.00	21	021000	21	261650-20300	Y	
		** Increase in SL Allocation **			11,031.00						

Printed on a Xerox 9700 Laser Printing System at the Computing Services Center / Texas A&M University

Form: URGB01 (02/05/85)

CC	Account	Transaction Description	--- Offset --- CC	Account	Amount	-------- Actual Entry --------- ---- From ----- CC	Account	----- To ------ CC	Account	Feed	Mand
21	261650-20301	SAM RAYBURN SPEAKER SERIES									
		SAM RAY SPEAKER	21	021000	30,000.00	21	021000	21	261650-20301	Y	
		** Increase in SL Allocation **			30,000.00						
21	264120-20300	CHIEF MARKETING OFFICER									
		CHEIF MKTG OFF	21	021000	15,000.00	21	021000	21	264120-20300	Y	
		** Increase in SL Allocation **			15,000.00						
21	264120-20301	MARKETING CAMPAIGN									
		MKTG CAMPAIGN	21	021000	585,000.00	21	021000	21	264120-20301	Y	
		** Increase in SL Allocation **			585,000.00						
21	264130-20300	MARKETING COMMUNICATIONS									
		MKTG COMM	21	021000	11,711.00	21	021000	21	264130-20300	Y	
		** Increase in SL Allocation **			11,711.00						
21	264130-20301	MARCOMM - LOCALIST									
		MARCOMM LOCALIST	21	021000	15,000.00	21	021000	21	264130-20301	Y	
		** Increase in SL Allocation **			15,000.00						
21	285400-20300	MAJOR MAINTENANCE									
		MAJOR MAINT	21	028500	50,000.00	21	028500	21	285400-20300	Y	
		** Increase in SL Allocation **			50,000.00						
21	285401-20460	ENERGY CONSERVATION DEBT SVC									
		ENERGY DEBT	21	028500	221,859.00	21	028500	21	285401-20460	Y	
		** Increase in SL Allocation **			221,859.00						
21	297001-00000	DESIGNATED DEBT SERVICE									
		DES DEBT SVC	21	029700	700,000.00	21	029700	21	297001-00000	Y	
		** Increase in SL Allocation **			700,000.00						
21	300001-20322	ATHLETICS ENHANCEMENT									
		LCF	21	030010	95,000.00-	21	300001-20322	21	030010	Y	
		** Decrease in SL Allocation **			95,000.00-						
21	300005-11002	ATHLETIC FEE FALL									
		ATHL FEE FALL	21	030010	2,276,089.00-	21	300005-11002	21	030010	Y	
		** Decrease in SL Allocation **			2,276,089.00-						
21	300005-12002	ATHLETIC FEE SPRING									
		ATHL FEE SPG	21	030010	2,085,092.00-	21	300005-12002	21	030010	Y	
		** Decrease in SL Allocation **			2,085,092.00-						
21	300005-13002	ATHLETIC FEE SUM I									
		ATHL FEE SUM I	21	030010	307,731.00-	21	300005-13002	21	030010	Y	
		** Decrease in SL Allocation **			307,731.00-						

Printed on a Xerox 9700 Laser Printing System at the Computing Services Center / Texas A&M University

Form: URGB01 (02/05/85)

CC	Account	Transaction Description	--- Offset --- CC	Account	Amount	-------- Actual Entry --------- ---- From ----- CC	Account	----- To ------ CC	Account	Feed	Mand
21	300005-14002	ATHLETIC FEE SUM II									
		ATHL FEE SUM II	21	030010	226,088.00-	21	300005-14002	21	030010	Y	
		** Decrease in SL Allocation **			226,088.00-						
21	300005-20200	ATHLETIC FEE - BAD DEBT EXPENSE									
		BAD DEBT	21	030010	97,900.00	21	030010	21	300005-20200	Y	
		** Increase in SL Allocation **			97,900.00						
21	300006-20301	ALL SPORTS BANQUET									
		ALL SPORTS BANQ	21	030010	3,500.00	21	030010	21	300006-20301	Y	
		** Increase in SL Allocation **			3,500.00						
21	300007-20101	ATH SCHOLARSHIPS M BASKETBALL									
		M BBALL SCHL	21	030010	170,960.00	21	030010	21	300007-20101	Y	
		** Increase in SL Allocation **			170,960.00						
21	300007-20102	ATH SCHOLARSHIPS - W BASKETBALL									
		W BBALL SCHL	21	030010	170,960.00	21	030010	21	300007-20102	Y	
		** Increase in SL Allocation **			170,960.00						
21	300007-20103	ATH SCHOLARSHIPS - FOOTBALL									
		FTBALL SCHL	21	030010	615,456.00	21	030010	21	300007-20103	Y	
		** Increase in SL Allocation **			615,456.00						
21	300007-20104	ATH SCHOLARSHIPS - MEN'S GOLF									
		M GOLF SCHL	21	030010	61,546.00	21	030010	21	300007-20104	Y	
		** Increase in SL Allocation **			61,546.00						
21	300007-20105	ATH SCHOLARSHIPS - SOCCER									
		SOCCER SCHL	21	030010	169,250.00	21	030010	21	300007-20105	Y	
		** Increase in SL Allocation **			169,250.00						
21	300007-20106	ATH SCHOLARSHIPS - MEN'S TRACK/C									
		M TRCK SCHL	21	030010	215,410.00	21	030010	21	300007-20106	Y	
		** Increase in SL Allocation **			215,410.00						
21	300007-20107	ATH SCHOLARSHIPS - WOMEN'S TRACK									
		W TRCK SCHL	21	030010	215,410.00	21	030010	21	300007-20107	Y	
		** Increase in SL Allocation **			215,410.00						
21	300007-20108	ATH SCHOLARSHIPS-WOMEN'S VOLLEYB									
		VBALL SCHL	21	030010	136,768.00	21	030010	21	300007-20108	Y	
		** Increase in SL Allocation **			136,768.00						
21	300007-20109	ATH SCHOLARSHIPS - WOMEN'S GOLF									
		W GOLF SCHL	21	030010	92,318.00	21	030010	21	300007-20109	Y	
		** Increase in SL Allocation **			92,318.00						

Printed on a Xerox 9700 Laser Printing System at the Computing Services Center / Texas A&M University

Form: URGB01 (02/05/85)

CC	Account	Transaction Description	--- Offset --- CC	Account	Amount	-------- Actual Entry --------- ---- From ----- CC	Account	----- To ------ CC	Account	Feed	Mand
21	300007-20117	ATH SCHOLARSHIPS - SOFTBALL									
		SOFTBALL SCHL	21	030010	123,091.00	21	030010	21	300007-20117	Y	
		** Increase in SL Allocation **			123,091.00						
21	300007-20350	ATHLETIC SCHOLARSHIPS - RES									
		BBF SCHOLARSHIPS	21	030010	250,000.00-	21	300007-20350	21	030010	Y	
		** Decrease in SL Allocation **			250,000.00-						
21	300030-15000	REVENUE-FOOTBALL									
		FTBALL REV	21	030010	80,000.00-	21	300030-15000	21	030010	Y	
		** Decrease in SL Allocation **			80,000.00-						
21	300030-70001	SALARIES-FOOTBALL									
		FTBALL SALARIES	21	030010	669,936.00	21	030010	21	300030-70001	Y	
		** Increase in SL Allocation **			669,936.00						
21	300030-70003	RECRUITING-FOOTBALL									
		FTBALL RECRUITING	21	030010	63,290.00	21	030010	21	300030-70003	Y	
		** Increase in SL Allocation **			63,290.00						
21	300030-70004	TEAM TRAVEL-FOOTBALL									
		FTBALL TRVL	21	030010	155,450.00	21	030010	21	300030-70004	Y	
		** Increase in SL Allocation **			155,450.00						
21	300030-70005	EQUIP/UNIF/SUPPLIES-FOOTBALL									
		FTBALL EQUIP	21	030010	151,500.00	21	030010	21	300030-70005	Y	
		** Increase in SL Allocation **			151,500.00						
21	300030-70006	ATHLETE MEALS(NT)-FOOTBALL									
		FTBAL ATH MEALS NT	21	030010	62,310.00	21	030010	21	300030-70006	Y	
		** Increase in SL Allocation **			62,310.00						
21	300030-70007	GENERAL EXPENSES-FOOTBALL									
		FTBALL GEN MEALS	21	030010	19,650.00	21	030010	21	300030-70007	Y	
		** Increase in SL Allocation **			19,650.00						
21	300031-15000	REVENUE-MEN'S BASKETBALL									
		M BBALL REV	21	030010	8,000.00-	21	300031-15000	21	030010	Y	
		** Decrease in SL Allocation **			8,000.00-						
21	300031-70001	SALARIES-MEN'S BASKETBALL									
		MBBALL SALARIES	21	030010	227,408.00	21	030010	21	300031-70001	Y	
		** Increase in SL Allocation **			227,408.00						
21	300031-70003	RECRUITING-MEN'S BASKETBALL									
		M BBALL RECRUITING	21	030010	14,220.00	21	030010	21	300031-70003	Y	
		** Increase in SL Allocation **			14,220.00						

Printed on a Xerox 9700 Laser Printing System at the Computing Services Center / Texas A&M University

Form: URGB01 (02/05/85)

CC	Account	Transaction Description	--- Offset --- CC	Account	Amount	-------- Actual Entry --------- ---- From ----- CC	Account	----- To ------ CC	Account	Feed	Mand
21	300031-70004	TEAM TRAVEL-MEN'S BASKETBALL									
		M BBALL TRVL	21	030010	71,530.00	21	030010	21	300031-70004	Y	
		** Increase in SL Allocation **			71,530.00						
21	300031-70005	EQUIP/UNIF/SUPPLIES-MEN'S BASKET									
		M BBALL EQUIP	21	030010	20,100.00	21	030010	21	300031-70005	Y	
		** Increase in SL Allocation **			20,100.00						
21	300031-70006	ATHLETE MEALS(NT)-MEN'S BASKETBA									
		M BBALL ATHL MEALS NT	21	030010	9,600.00	21	030010	21	300031-70006	Y	
		** Increase in SL Allocation **			9,600.00						
21	300031-70007	GENERAL EXPENSES-MEN'S BASKETBAL									
		M BBALL GEN MEALS	21	030010	9,550.00	21	030010	21	300031-70007	Y	
		** Increase in SL Allocation **			9,550.00						
21	300032-15000	REVENUE-WOMEN'S BASKETBALL									
		W BBALL REV	21	030010	8,000.00-	21	300032-15000	21	030010	Y	
		** Decrease in SL Allocation **			8,000.00-						
21	300032-70001	SALARIES-WOMEN'S BASKETBALL									
		WBBALL SALARIES	21	030010	217,026.00	21	030010	21	300032-70001	Y	
		** Increase in SL Allocation **			217,026.00						
21	300032-70003	RECRUITING-WOMEN'S BASKETBALL									
		W BBALL RECRUITING	21	030010	11,310.00	21	030010	21	300032-70003	Y	
		** Increase in SL Allocation **			11,310.00						
21	300032-70004	TEAM TRAVEL-WOMEN'S BASKETBALL									
		W BBALL TRVL	21	030010	81,010.00	21	030010	21	300032-70004	Y	
		** Increase in SL Allocation **			81,010.00						
21	300032-70005	EQUIP/UNIF/SUPPLIES-WOMEN'S BASK									
		W BBALL EQUIP	21	030010	13,810.00	21	030010	21	300032-70005	Y	
		** Increase in SL Allocation **			13,810.00						
21	300032-70006	ATHLETE MEALS(NT)-WOMEN'S BASKET									
		W BBALL ATHL MEALS NT	21	030010	6,610.00	21	030010	21	300032-70006	Y	
		** Increase in SL Allocation **			6,610.00						
21	300032-70007	GENERAL EXPENSES-WOMEN'S BASKETB									
		W BBALL GEN MEALS	21	030010	12,260.00	21	030010	21	300032-70007	Y	
		** Increase in SL Allocation **			12,260.00						
21	300033-70001	SALARIES-MEN'S GOLF									
		M GOLF SALARIES	21	030010	57,946.00	21	030010	21	300033-70001	Y	
		** Increase in SL Allocation **			57,946.00						

Printed on a Xerox 9700 Laser Printing System at the Computing Services Center / Texas A&M University

Form: URGB01 (02/05/85)

CC	Account	Transaction Description	--- Offset --- CC	Account	Amount	-------- Actual Entry --------- ---- From ----- CC	Account	----- To ------ CC	Account	Feed	Mand
21	300033-70003	RECRUITING-MEN'S GOLF									
		M GOLF RECRUITING	21	030010	1,000.00	21	030010	21	300033-70003	Y	
		** Increase in SL Allocation **			1,000.00						
21	300033-70004	TEAM TRAVEL-MEN'S GOLF									
		M GOLF TRVL	21	030010	27,015.00	21	030010	21	300033-70004	Y	
		** Increase in SL Allocation **			27,015.00						
21	300033-70005	EQUIP/UNIF/SUPPLIES-MEN'S GOLF									
		M GOLF EQUIP	21	030010	10,435.00	21	030010	21	300033-70005	Y	
		** Increase in SL Allocation **			10,435.00						
21	300033-70007	GENERAL EXPENSES-MEN'S GOLF									
		M GOLF GEN MEALS	21	030010	1,550.00	21	030010	21	300033-70007	Y	
		** Increase in SL Allocation **			1,550.00						
21	300034-70001	SALARIES-WOMEN'S GOLF									
		W GOLF SALARIES	21	030010	56,029.00	21	030010	21	300034-70001	Y	
		** Increase in SL Allocation **			56,029.00						
21	300034-70003	RECRUITING-WOMEN'S GOLF									
		W GOLF RECRUITING	21	030010	1,000.00	21	030010	21	300034-70003	Y	
		** Increase in SL Allocation **			1,000.00						
21	300034-70004	TEAM TRAVEL-WOMEN'S GOLF									
		W GOLF TRVL	21	030010	27,015.00	21	030010	21	300034-70004	Y	
		** Increase in SL Allocation **			27,015.00						
21	300034-70005	EQUIP/UNIF/SUPPLIES-WOMEN'S GOLF									
		W GOLF EQUIP	21	030010	10,435.00	21	030010	21	300034-70005	Y	
		** Increase in SL Allocation **			10,435.00						
21	300034-70007	GENERAL EXPENSES-WOMEN'S GOLF									
		W GOLF GEN MEALS	21	030010	1,550.00	21	030010	21	300034-70007	Y	
		** Increase in SL Allocation **			1,550.00						
21	300035-15000	REVENUE-WOMEN'S SOCCER									
		SOCCER REV	21	030010	2,500.00-	21	300035-15000	21	030010	Y	
		** Decrease in SL Allocation **			2,500.00-						
21	300035-70001	SALARIES-WOMEN'S SOCCER									
		SOCCER SALARIES	21	030010	143,442.00	21	030010	21	300035-70001	Y	
		** Increase in SL Allocation **			143,442.00						
21	300035-70003	RECRUITING-WOMEN'S SOCCER									
		SOCCER RECRUITING	21	030010	6,100.00	21	030010	21	300035-70003	Y	
		** Increase in SL Allocation **			6,100.00						

Printed on a Xerox 9700 Laser Printing System at the Computing Services Center / Texas A&M University

Form: URGB01 (02/05/85)

CC	Account	Transaction Description	--- Offset --- CC	Account	Amount	-------- Actual Entry --------- ---- From ----- CC	Account	----- To ------ CC	Account	Feed	Mand
21	300035-70004	TEAM TRAVEL-WOMEN'S SOCCER									
		SOCCER TRVL	21	030010	35,671.00	21	030010	21	300035-70004	Y	
		** Increase in SL Allocation **			35,671.00						
21	300035-70005	EQUIP/UNIF/SUPPLIES-WOMEN'S SOCC									
		SOCCER EQUIP	21	030010	10,137.00	21	030010	21	300035-70005	Y	
		** Increase in SL Allocation **			10,137.00						
21	300035-70006	ATHLETE MEALS(NT)-WOMEN'S SOCCER									
		SOCCER ATHL MEALS NT	21	030010	5,640.00	21	030010	21	300035-70006	Y	
		** Increase in SL Allocation **			5,640.00						
21	300035-70007	GENERAL EXPENSES-WOMEN'S SOCCER									
		SOCCER GEN MEALS	21	030010	10,746.00	21	030010	21	300035-70007	Y	
		** Increase in SL Allocation **			10,746.00						
21	300036-70001	SALARIES-MEN'S TRACK/FIELD									
		M TRCK SALARIES	21	030010	87,979.00	21	030010	21	300036-70001	Y	
		** Increase in SL Allocation **			87,979.00						
21	300036-70003	RECRUITING-MEN'S TRACK/FIELD									
		M TRCK RECRUITING	21	030010	2,000.00	21	030010	21	300036-70003	Y	
		** Increase in SL Allocation **			2,000.00						
21	300036-70004	TEAM TRAVEL-MEN'S TRACK/FIELD									
		M TRCK TRVL	21	030010	58,000.00	21	030010	21	300036-70004	Y	
		** Increase in SL Allocation **			58,000.00						
21	300036-70005	EQUIP/UNIF/SUPPLIES-MEN'S TRACK/									
		M TRCK EQUIP	21	030010	14,000.00	21	030010	21	300036-70005	Y	
		** Increase in SL Allocation **			14,000.00						
21	300036-70006	ATHLETE MEALS(NT)-MEN'S TRACK/FI									
		M TRCK ATHL MEALS NT	21	030010	4,000.00	21	030010	21	300036-70006	Y	
		** Increase in SL Allocation **			4,000.00						
21	300036-70007	GENERAL EXPENSES-MEN'S TRACK/FIE									
		M TRCK GEN MEALS	21	030010	15,000.00	21	030010	21	300036-70007	Y	
		** Increase in SL Allocation **			15,000.00						
21	300037-70001	SALARIES-WOMEN'S TRACK/FIELD									
		W TRCK SALARIES	21	030010	87,979.00	21	030010	21	300037-70001	Y	
		** Increase in SL Allocation **			87,979.00						
21	300037-70003	RECRUITING-WOMEN'S TRACK/FIELD									
		W TRCK RECRUITING	21	030010	2,000.00	21	030010	21	300037-70003	Y	
		** Increase in SL Allocation **			2,000.00						

Printed on a Xerox 9700 Laser Printing System at the Computing Services Center / Texas A&M University

Form: URGB01 (02/05/85)

CC	Account	Transaction Description	--- Offset --- CC	Account	Amount	-------- Actual Entry --------- ---- From ----- CC	Account	----- To ------ CC	Account	Feed	Mand
21	300037-70004	TEAM TRAVEL-WOMEN'S TRACK/FIELD									
		W TRCK TRVL	21	030010	58,000.00	21	030010	21	300037-70004	Y	
		** Increase in SL Allocation **			58,000.00						
21	300037-70005	EQUIP/UNIF/SUPPLIES-WOMEN'S TRAC									
		W TRCK EQUIP	21	030010	14,000.00	21	030010	21	300037-70005	Y	
		** Increase in SL Allocation **			14,000.00						
21	300037-70006	ATHLETE MEALS(NT)-WOMEN'S TRACK/									
		W TRCK ATHL MEALS NT	21	030010	4,000.00	21	030010	21	300037-70006	Y	
		** Increase in SL Allocation **			4,000.00						
21	300037-70007	GENERAL EXPENSES-WOMEN'S TRACK/F									
		W TRCK GEN MEALS	21	030010	15,000.00	21	030010	21	300037-70007	Y	
		** Increase in SL Allocation **			15,000.00						
21	300038-70004	TEAM TRAVEL-MEN'S CC									
		M CCR TRVL	21	030010	7,212.00	21	030010	21	300038-70004	Y	
		** Increase in SL Allocation **			7,212.00						
21	300038-70005	EQUIP/UNIF/SUPPLIES-MEN'S CC									
		M CCR EQUIP	21	030010	3,212.00	21	030010	21	300038-70005	Y	
		** Increase in SL Allocation **			3,212.00						
21	300038-70006	ATHLETE MEALS(NT)-MEN'S CC									
		M CCR ATHL MEALS NT	21	030010	2,613.00	21	030010	21	300038-70006	Y	
		** Increase in SL Allocation **			2,613.00						
21	300038-70007	GENERAL EXPENSES-MEN'S CC									
		M CCR GEN MEALS	21	030010	2,963.00	21	030010	21	300038-70007	Y	
		** Increase in SL Allocation **			2,963.00						
21	300039-70004	TEAM TRAVEL-WOMEN'S CC									
		W CCR TRVL	21	030010	7,212.00	21	030010	21	300039-70004	Y	
		** Increase in SL Allocation **			7,212.00						
21	300039-70005	EQUIP/UNIF/SUPPLIES-WOMEN'S CC									
		W CCR EQUIP	21	030010	3,212.00	21	030010	21	300039-70005	Y	
		** Increase in SL Allocation **			3,212.00						
21	300039-70006	ATHLETE MEALS(NT)-WOMEN'S CC									
		W CCR ATHL MEALS NT	21	030010	2,613.00	21	030010	21	300039-70006	Y	
		** Increase in SL Allocation **			2,613.00						
21	300039-70007	GENERAL EXPENSES-WOMEN'S CC									
		W CCR GEN MEALS	21	030010	2,963.00	21	030010	21	300039-70007	Y	
		** Increase in SL Allocation **			2,963.00						

Printed on a Xerox 9700 Laser Printing System at the Computing Services Center / Texas A&M University

Form: URGB01 (02/05/85)

CC	Account	Transaction Description	--- Offset --- CC	Account	Amount	-------- Actual Entry --------- ---- From ----- CC	Account	----- To ------ CC	Account	Feed	Mand
21	300040-15000	REVENUE-VOLLEYBALL									
		VBALL REV	21	030010	4,500.00-	21	300040-15000	21	030010	Y	
		** Decrease in SL Allocation **			4,500.00-						
21	300040-70001	SALARIES-VOLLEYBALL									
		V BALL SALARIES	21	030010	139,148.00	21	030010	21	300040-70001	Y	
		** Increase in SL Allocation **			139,148.00						
21	300040-70003	RECRUITING-VOLLEYBALL									
		V BALL RECRUITING	21	030010	10,322.00	21	030010	21	300040-70003	Y	
		** Increase in SL Allocation **			10,322.00						
21	300040-70004	TEAM TRAVEL-VOLLEYBALL									
		V BALL TRVL	21	030010	81,752.00	21	030010	21	300040-70004	Y	
		** Increase in SL Allocation **			81,752.00						
21	300040-70005	EQUIP/UNIF/SUPPLIES-VOLLEYBALL									
		V BALL EQUIP	21	030010	14,636.00	21	030010	21	300040-70005	Y	
		** Increase in SL Allocation **			14,636.00						
21	300040-70006	ATHLETE MEALS(NT)-VOLLEYBALL									
		VBALL ATH MEALS NT	21	030010	4,900.00	21	030010	21	300040-70006	Y	
		** Increase in SL Allocation **			4,900.00						
21	300040-70007	GENERAL EXPENSES-VOLLEYBALL									
		V BALL GEN MEALS	21	030010	1,390.00	21	030010	21	300040-70007	Y	
		** Increase in SL Allocation **			1,390.00						
21	300041-15000	REVENUE-SOFTBALL									
		SOFTBALL REV	21	030010	8,500.00-	21	300041-15000	21	030010	Y	
		** Decrease in SL Allocation **			8,500.00-						
21	300041-70001	SALARIES-SOFTBALL									
		SOFTBL SALARIES	21	030010	182,453.00	21	030010	21	300041-70001	Y	
		** Increase in SL Allocation **			182,453.00						
21	300041-70003	RECRUITING-SOFTBALL									
		SOFTBL RECRUITING	21	030010	7,730.00	21	030010	21	300041-70003	Y	
		** Increase in SL Allocation **			7,730.00						
21	300041-70004	TEAM TRAVEL-SOFTBALL									
		SOFTBL TRVL	21	030010	110,086.00	21	030010	21	300041-70004	Y	
		** Increase in SL Allocation **			110,086.00						
21	300041-70005	EQUIP/UNIF/SUPPLIES-SOFTBALL									
		SOFTBAL EQUIP	21	030010	25,384.00	21	030010	21	300041-70005	Y	
		** Increase in SL Allocation **			25,384.00						

Printed on a Xerox 9700 Laser Printing System at the Computing Services Center / Texas A&M University

Form: URGB01 (02/05/85)

CC	Account	Transaction Description	--- Offset --- CC	Account	Amount	-------- Actual Entry --------- ---- From ----- CC	Account	----- To ------ CC	Account	Feed	Mand
21	300041-70006	ATHLETE MEALS(NT)-SOFTBALL									
		SOFTBAL ATHL MEALS NT	21	030010	4,900.00	21	030010	21	300041-70006	Y	
		** Increase in SL Allocation **			4,900.00						
21	300041-70007	GENERAL EXPENSES-SOFTBALL									
		SOFTBAL GEN MEALS	21	030010	7,697.00	21	030010	21	300041-70007	Y	
		** Increase in SL Allocation **			7,697.00						
21	300042-70001	SALARIES-CHEERLEADING									
		CHEER SALARIES	21	030010	13,901.00	21	030010	21	300042-70001	Y	
		** Increase in SL Allocation **			13,901.00						
21	300042-70007	GENERAL EXPENSES-CHEERLEADING									
		CHEER GEN MEALS	21	030010	12,300.00	21	030010	21	300042-70007	Y	
		** Increase in SL Allocation **			12,300.00						
21	300043-70001	SALARIES-DANCE									
		DANCE SALARIES	21	030010	17,952.00	21	030010	21	300043-70001	Y	
		** Increase in SL Allocation **			17,952.00						
21	300043-70007	GENERAL EXPENSES-DANCE									
		DANCE GEN MEALS	21	030010	17,020.00	21	030010	21	300043-70007	Y	
		** Increase in SL Allocation **			17,020.00						
21	300050-90000	ADMIN SALARIES									
		ADMIN SALARIES	21	030010	917,369.00	21	030010	21	300050-90000	Y	
		** Increase in SL Allocation **			917,369.00						
21	300050-90001	DIRECTOR OF ATHLETICS									
		DIR OF ATHL	21	030010	118,000.00	21	030010	21	300050-90001	Y	
		** Increase in SL Allocation **			118,000.00						
21	300050-90002	ACADEMICS/SWA-ATHLETICS									
		ACAD/SWA ATHL	21	030010	35,400.00	21	030010	21	300050-90002	Y	
		** Increase in SL Allocation **			35,400.00						
21	300050-90003	ATHLETIC COMMUNICATIONS									
		ATHL COMMUNIC	21	030010	6,098.00	21	030010	21	300050-90003	Y	
		** Increase in SL Allocation **			6,098.00						
21	300050-90004	COMPLIANCE-ATHLETICS									
		COMPLIANCE	21	030010	3,500.00	21	030010	21	300050-90004	Y	
		** Increase in SL Allocation **			3,500.00						
21	300050-90005	INTERNAL OPERATIONS-ATHLETICS									
		ATHL INTERNAL OPS	21	030010	4,700.00	21	030010	21	300050-90005	Y	
		** Increase in SL Allocation **			4,700.00						

Printed on a Xerox 9700 Laser Printing System at the Computing Services Center / Texas A&M University

Form: URGB01 (02/05/85)

CC	Account	Transaction Description	--- Offset --- CC	Account	Amount	-------- Actual Entry --------- ---- From ----- CC	Account	----- To ------ CC	Account	Feed	Mand
21	300050-90006	EXTERNAL OPERATIONS-ATHLETICS									
		EXT OPS	21	030010	32,500.00	21	030010	21	300050-90006	Y	
		** Increase in SL Allocation **			32,500.00						
21	300050-90008	ATHLETIC TRAINING									
		ATHL TRAINING	21	030010	302,305.00	21	030010	21	300050-90008	Y	
		** Increase in SL Allocation **			302,305.00						
21	300050-90009	SPORT PERFORMANCE									
		SPORT PERF	21	030010	168,940.00	21	030010	21	300050-90009	Y	
		** Increase in SL Allocation **			168,940.00						
21	300050-90010	ATHLETICS-MAINTENANCE									
		ATHL MAINT	21	030010	24,000.00	21	030010	21	300050-90010	Y	
		** Increase in SL Allocation **			24,000.00						
21	300050-90011	ATH - SSC FACILITIES									
		ATHL SSC	21	030010	38,094.00	21	030010	21	300050-90011	Y	
		** Increase in SL Allocation **			38,094.00						
21	300050-90012	SUMMER AID									
		ATHL SUMMER AID	21	030010	25,000.00	21	030010	21	300050-90012	Y	
		** Increase in SL Allocation **			25,000.00						
21	300050-90013	FASTER PROGRAM									
		ATHL FASTER PROG	21	030010	25,000.00	21	030010	21	300050-90013	Y	
		** Increase in SL Allocation **			25,000.00						
21	300055-30000	GAME/EVENT OPER.-ALL SPORTS									
		GAEM/EVENT OPS	21	030010	125,000.00	21	030010	21	300055-30000	Y	
		** Increase in SL Allocation **			125,000.00						
21	300057-30000	SPORTS MEDICINE-ALL SPORTS									
		INSURANCE	21	030010	350,000.00	21	030010	21	300057-30000	Y	
		** Increase in SL Allocation **			350,000.00						
21	300060-15000	ATHLETIC BEVERAGE FUNDS REVENUE									
		BEV FUNDS	21	030010	50,000.00-	21	300060-15000	21	030010	Y	
		** Decrease in SL Allocation **			50,000.00-						
21	300065-15000	ATHLETIC PROGRAMS/CONCESSIONS									
		ATHL PROG/CONCESS	21	030010	115,500.00-	21	300065-15000	21	030010	Y	
		** Decrease in SL Allocation **			115,500.00-						
21	300066-15000	LICENSING REVENUE									
		ATHL LICENSING	21	030010	10,000.00-	21	300066-15000	21	030010	Y	
		** Decrease in SL Allocation **			10,000.00-						

Printed on a Xerox 9700 Laser Printing System at the Computing Services Center / Texas A&M University

Form: URGB01 (02/05/85)

CC	Account	Transaction Description	--- Offset --- CC	Account	Amount	-------- Actual Entry --------- ---- From ----- CC	Account	----- To ------ CC	Account	Feed	Mand
21	300070-15000	CORPORATE REVENUE									
		CORP REV	21	030010	183,000.00-	21	300070-15000	21	030010	Y	
		** Decrease in SL Allocation **			183,000.00-						
21	300100-20500	ATHLETIC VPBA RESERVE									
		ATHL-VPBA	21	030010	152,823.00	21	030010	21	300100-20500	Y	
		** Increase in SL Allocation **			152,823.00						
21	300100-72000	NCAA AUDIT									
		AUDIT	21	030010	8,000.00	21	030010	21	300100-72000	Y	
		** Increase in SL Allocation **			8,000.00						
21	300100-72002	AUXILIARY ASSESSMENT									
		AUX ASSESSMT	21	030010	50,840.00	21	030010	21	300100-72002	Y	
		** Increase in SL Allocation **			50,840.00						
21	300100-72004	ATHLETICS-UTILITIES									
		UTILITIES	21	030010	80,000.00	21	030010	21	300100-72004	Y	
		** Increase in SL Allocation **			80,000.00						
21	310000-10001	RESLIFE REV-GROUPS									
		RLL REV	21	031000	200,000.00-	21	310000-10001	21	031000	Y	
		** Decrease in SL Allocation **			200,000.00-						
21	310000-20200	RESIDENCE LIFE SYSTEM - BAD DEBT									
		RLL BAD DEBT	21	031000	207,340.00	21	031000	21	310000-20200	Y	
		** Increase in SL Allocation **			207,340.00						
21	310000-20300	RESLIFE - UPD									
		RLL UPD	21	031000	142,401.00	21	031000	21	310000-20300	Y	
		** Increase in SL Allocation **			142,401.00						
21	310000-20301	RESLIFE OPERATIONS									
		RLL OPS	21	031000	1,153,359.00	21	031000	21	310000-20301	Y	
		** Increase in SL Allocation **			1,153,359.00						
21	310000-20302	RESLIFE - WAGES									
		RLL WAGES	21	031000	418,066.00	21	031000	21	310000-20302	Y	
		** Increase in SL Allocation **			418,066.00						
21	310000-20303	RESLIFE INSURANCE PREMIUMS									
		RLL INSURANCE	21	031000	9,000.00	21	031000	21	310000-20303	Y	
		** Increase in SL Allocation **			9,000.00						
21	310000-20304	RESLIFE CREDIT CARD SERVICES									
		RLL CREDIT CARDS	21	031000	125,000.00	21	031000	21	310000-20304	Y	
		** Increase in SL Allocation **			125,000.00						

Printed on a Xerox 9700 Laser Printing System at the Computing Services Center / Texas A&M University

Form: URGB01 (02/05/85)

CC	Account	Transaction Description	Offset CC	Offset Account	Amount	Actual Entry From CC	Actual Entry From Account	Actual Entry To CC	Actual Entry To Account	Feed	Mand
21	310000-20305	RESLIFE DATA AND PHONE									
		TELEPHONES	21	031000	200,000.00	21	031000	21	310000-20305	Y	
		** Increase in SL Allocation **			200,000.00						
21	310000-20306	RESLIFE LAUNDRY CONTRACT									
		RLL LAUNDRY	21	031000	89,388.00	21	031000	21	310000-20306	Y	
		** Increase in SL Allocation **			89,388.00						
21	310000-20307	RESLIFE UTILITIES									
		RLL UTILITIES	21	031000	700,000.00	21	031000	21	310000-20307	Y	
		** Increase in SL Allocation **			700,000.00						
21	310000-20308	RESLIFE SCHOLARSHIPS									
		RLL SCHOL	21	031000	135,000.00	21	031000	21	310000-20308	Y	
		** Increase in SL Allocation **			135,000.00						
21	310000-20309	RESLIFE - ROOM CHARGESCOMP									
		RLL STAFF MEAL RM	21	031000	192,685.00	21	031000	21	310000-20309	Y	
		** Increase in SL Allocation **			192,685.00						
21	310000-20310	RESLIFE CABLE									
		RLL CABLE	21	031000	193,500.00	21	031000	21	310000-20310	Y	
		** Increase in SL Allocation **			193,500.00						
21	310000-20311	RESLIFE - TECHNOLOGY									
		RLL TECH	21	031000	25,000.00	21	031000	21	310000-20311	Y	
		** Increase in SL Allocation **			25,000.00						
21	310000-20312	RESLIFE PROGRAMMING									
		RLL PROGMG	21	031000	58,000.00	21	031000	21	310000-20312	Y	
		** Increase in SL Allocation **			58,000.00						
21	310000-20313	RESLIFE - DOOR ACCESS									
		RLL DOOR ACC	21	031000	34,000.00	21	031000	21	310000-20313	Y	
		** Increase in SL Allocation **			34,000.00						
21	310000-20315	RESLIFE LLCS									
		RLL SCHOL	21	031000	50,000.00	21	031000	21	310000-20315	Y	
		** Increase in SL Allocation **			50,000.00						
21	310000-20316	PRO STAFF TRAINING									
		RLL RECRUIT TRAIN	21	031000	22,000.00	21	031000	21	310000-20316	Y	
		** Increase in SL Allocation **			22,000.00						
21	310000-20317	GRADUATE EXPERIENCE									
		GRAD EXP	21	031000	1,000.00	21	031000	21	310000-20317	Y	
		** Increase in SL Allocation **			1,000.00						

Printed on a Xerox 9700 Laser Printing System at the Computing Services Center / Texas A&M University

Form: URGB01 (02/05/85)

CC	Account	Transaction Description	--- Offset --- CC	Account	Amount	-------- Actual Entry --------- ---- From ----- CC	Account	----- To ------ CC	Account	Feed	Mand
21	310000-20318	MARKETING									
		RLL MKTG	21	031000	20,000.00	21	031000	21	310000-20318	Y	
		** Increase in SL Allocation **			20,000.00						
21	310000-20319	RESLIFE - RA MEAL CHARGES									
		RLL RA MEAL	21	031000	101,500.00	21	031000	21	310000-20319	Y	
		** Increase in SL Allocation **			101,500.00						
21	310000-20320	RESLIFE - MAINT PROJ									
		RLL MAINT	21	031000	710,000.00	21	031000	21	310000-20320	Y	
		** Increase in SL Allocation **			710,000.00						
21	310000-20323	RESLIFE - HALL OPERATIONS									
		RLL HALL OPS	21	031000	70,000.00	21	031000	21	310000-20323	Y	
		** Increase in SL Allocation **			70,000.00						
21	310000-20324	RESLIFE - SUSTAINABILITY									
		RLL SUSTAINABILITY	21	031000	3,000.00	21	031000	21	310000-20324	Y	
		** Increase in SL Allocation **			3,000.00						
21	310000-20326	STUDENT STAFF RECRUITMENT									
		RLL STUDENT STAFF RECOG	21	031000	1,000.00	21	031000	21	310000-20326	Y	
		** Increase in SL Allocation **			1,000.00						
21	310000-20327	STUDENT STAFF TRAINING									
		RLL STD STAFF TRAIN	21	031000	50,000.00	21	031000	21	310000-20327	Y	
		** Increase in SL Allocation **			50,000.00						
21	310000-20328	PRO STAFF RECRUITMENT									
		RLL PRO STAFF RECRUIT	21	031000	10,000.00	21	031000	21	310000-20328	Y	
		** Increase in SL Allocation **			10,000.00						
21	310000-20329	PROFESSIONAL DEVELOPMENT									
		RLL PRO DEV	21	031000	40,000.00	21	031000	21	310000-20329	Y	
		** Increase in SL Allocation **			40,000.00						
21	310000-20360	RESLIFE - FACILITIES CHARGEBACKS									
		RLL FAC CHGBKS	21	031000	30,000.00	21	031000	21	310000-20360	Y	
		** Increase in SL Allocation **			30,000.00						
21	310000-20401	RESLIFE-DEFERRED MAINT									
		RLL DEF MAINT	21	031000	262,000.00	21	031000	21	310000-20401	Y	
		** Increase in SL Allocation **			262,000.00						
21	310000-20500	RESLIFE - RESERVE									
		RLL RES	21	031000	226,252.00	21	031000	21	310000-20500	Y	
		** Increase in SL Allocation **			226,252.00						

Printed on a Xerox 9700 Laser Printing System at the Computing Services Center / Texas A&M University

Form: URGB01 (02/05/85)

CC	Account	Transaction Description	--- Offset --- CC	Account	Amount	-------- Actual Entry --------- ---- From ----- CC	Account	----- To ------ CC	Account	Feed	Mand
21	310000-20800	RESLIFE CUST & MAINT COSTS									
		RLL CUST & MAINT	21	031000	787,325.00	21	031000	21	310000-20800	Y	
		** Increase in SL Allocation **			787,325.00						
21	310001-39100	HSG-FACILITIES IMP									
		RLL RES FAC IMPROV	21	031000	83,525.00	21	031000	21	310001-39100	Y	
		** Increase in SL Allocation **			83,525.00						
21	310002-11002	RESLIFE - SINGLE - FALL									
		RLL FALL	21	031000	2,505,295.00-	21	310002-11002	21	031000	Y	
		** Decrease in SL Allocation **			2,505,295.00-						
21	310002-11102	RA HOUSING FALL									
		RLL RA FALL	21	031000	92,052.00-	21	310002-11102	21	031000	Y	
		** Decrease in SL Allocation **			92,052.00-						
21	310002-12002	RESLIFE - SINGLE - SPRING									
		RLL SPG	21	031000	2,267,798.00-	21	310002-12002	21	031000	Y	
		** Decrease in SL Allocation **			2,267,798.00-						
21	310002-12102	RA HOUSING SPRING									
		RLL RA SPG	21	031000	92,052.00-	21	310002-12102	21	031000	Y	
		** Decrease in SL Allocation **			92,052.00-						
21	310002-13002	RESLIFE - SINGLE - SUM I									
		RLL SUM I	21	031000	94,605.00-	21	310002-13002	21	031000	Y	
		** Decrease in SL Allocation **			94,605.00-						
21	310002-13102	RA HOUSING SUMMER I									
		RLL RA SUM I	21	031000	22,020.00-	21	310002-13102	21	031000	Y	
		** Decrease in SL Allocation **			22,020.00-						
21	310002-14002	RESLIFE - SINGLE SUM II									
		RLL SUM II	21	031000	94,605.00-	21	310002-14002	21	031000	Y	
		** Decrease in SL Allocation **			94,605.00-						
21	310002-14102	RA HOUSING SUMMER II									
		RLL RA SUM II	21	031000	22,020.00-	21	310002-14102	21	031000	Y	
		** Decrease in SL Allocation **			22,020.00-						
21	310010-10000	FOOD SERVICES REVENUE									
		FOOD SVCS REV	21	031010	400,000.00-	21	310010-10000	21	031010	Y	
		** Decrease in SL Allocation **			400,000.00-						
21	310010-10002	CAFETERIA SALES-REVENUE									
		FOOD SVC REV	21	031010	7,500.00-	21	310010-10002	21	031010	Y	
		** Decrease in SL Allocation **			7,500.00-						

Printed on a Xerox 9700 Laser Printing System at the Computing Services Center / Texas A&M University

Form: URGB01 (02/05/85)

CC	Account	Transaction Description	--- Offset --- CC	Account	Amount	-------- Actual Entry --------- ---- From ----- CC	Account	----- To ------ CC	Account	Feed	Mand
21	310010-10003	FOOD SERVICES F/S MEAL PLANS REV									
		FOOD SVC REV	21	031010	23,500.00-	21	310010-10003	21	031010	Y	
		** Decrease in SL Allocation **			23,500.00-						
21	310010-20200	FOOD SERVICES - BAD DEBT									
		BAD DEBT	21	031010	131,000.00	21	031010	21	310010-20200	Y	
		** Increase in SL Allocation **			131,000.00						
21	310010-20300	FOOD SERVICES MEAL PLAN EXPENSES									
		FOOD SVC BONUS	21	031010	5,750,000.00	21	031010	21	310010-20300	Y	
		** Increase in SL Allocation **			5,750,000.00						
21	310010-20301	FOOD SERVICES MAINTENANCE									
		FOOD MAINT	21	031010	110,000.00	21	031010	21	310010-20301	Y	
		** Increase in SL Allocation **			110,000.00						
21	310010-20302	FOOD SERVICES OPERATIONS									
		FOOD SVC OPS	21	031010	70,000.00	21	031010	21	310010-20302	Y	
		** Increase in SL Allocation **			70,000.00						
21	310010-20303	FOOD SERVICES RESERVE									
		MEAL PLAN UNALLOC	21	031010	285,550.00	21	031010	21	310010-20303	Y	
		** Increase in SL Allocation **			285,550.00						
21	310010-20304	FOOD SERVICES UTILITIES									
		UTILITIES	21	031010	45,000.00	21	031010	21	310010-20304	Y	
		** Increase in SL Allocation **			45,000.00						
21	310010-20308	FOOD SVCS - SRSC RENTAL									
		RSC RENT	21	031010	100,000.00	21	031010	21	310010-20308	Y	
		** Increase in SL Allocation **			100,000.00						
21	310010-20309	FOOD SERVICES F/S MEAL PLANS EXP									
		F/S MEAL PLAN	21	031010	23,500.00	21	031010	21	310010-20309	Y	
		** Increase in SL Allocation **			23,500.00						
21	310010-20310	ID CARD SUPPORT									
		ID CARD	21	031010	10,000.00	21	031010	21	310010-20310	Y	
		** Increase in SL Allocation **			10,000.00						
21	310010-20311	SCHOLARSHIPS									
		FOOD SCHOL	21	031010	35,000.00	21	031010	21	310010-20311	Y	
		** Increase in SL Allocation **			35,000.00						
21	310012-11002	MEAL PLANS - FALL									
		MEAL PLAN FALL	21	031010	3,385,000.00-	21	310012-11002	21	031010	Y	
		** Decrease in SL Allocation **			3,385,000.00-						

Printed on a Xerox 9700 Laser Printing System at the Computing Services Center / Texas A&M University

Form: URGB01 (02/05/85)

CC	Account	Transaction Description	--- Offset --- CC	Account	Amount	-------- Actual Entry --------- ---- From ----- CC	Account	----- To ------ CC	Account	Feed	Mand
21	310012-12002	MEAL PLANS - SPRING									
		MEAL PLAN SPG	21	031010	3,130,000.00-	21	310012-12002	21	031010	Y	
		** Decrease in SL Allocation **			3,130,000.00-						
21	310012-13002	MEAL PLANS - SUM I									
		MEAL PLAN SUM I	21	031010	20,000.00-	21	310012-13002	21	031010	Y	
		** Decrease in SL Allocation **			20,000.00-						
21	310012-14002	MEAL PLANS - SUM II									
		MEAL PLAN SUM II	21	031010	20,000.00-	21	310012-14002	21	031010	Y	
		** Decrease in SL Allocation **			20,000.00-						
21	310041-11002	PRAIRIE CROSSING - FALL									
		PC FALL	21	031004	731,419.00-	21	310041-11002	21	031004	Y	
		** Decrease in SL Allocation **			731,419.00-						
21	310041-11102	PRAIRIE CROSSING-RA HOUSING FALL									
		PC RA FALL	21	031004	45,293.00-	21	310041-11102	21	031004	Y	
		** Decrease in SL Allocation **			45,293.00-						
21	310041-12002	PRAIRIE CROSSING - SPRING									
		PC SPG	21	031004	706,847.00-	21	310041-12002	21	031004	Y	
		** Decrease in SL Allocation **			706,847.00-						
21	310041-12102	PRAIRIE CROSSING-RA HOUSING SPRI									
		PC RA SPG	21	031004	45,293.00-	21	310041-12102	21	031004	Y	
		** Decrease in SL Allocation **			45,293.00-						
21	310041-13002	PRAIRIE CROSSING - SUMMER I									
		PC SUM II	21	031004	9,870.00-	21	310041-13002	21	031004	Y	
		** Decrease in SL Allocation **			9,870.00-						
21	310041-14002	PRAIRIE CROSSING - SUMMER II									
		PC SUM II	21	031004	9,870.00-	21	310041-14002	21	031004	Y	
		** Decrease in SL Allocation **			9,870.00-						
21	310041-20300	P. C. - OTHER OPERATING EXPENSE									
		PC OPS	21	031004	15,000.00	21	031004	21	310041-20300	Y	
		** Increase in SL Allocation **			15,000.00						
21	310041-20307	PRAIRIE CROSSING - UTILITIES									
		PC UTILITES	21	031004	215,000.00	21	031004	21	310041-20307	Y	
		** Increase in SL Allocation **			215,000.00						
21	310041-20309	P.C. - RA ROOM CHARGES									
		PC RAS RM	21	031004	126,046.00	21	031004	21	310041-20309	Y	
		** Increase in SL Allocation **			126,046.00						

Printed on a Xerox 9700 Laser Printing System at the Computing Services Center / Texas A&M University

Form: URGB01 (02/05/85)

CC	Account	Transaction Description	--- Offset --- CC	Account	Amount	-------- Actual Entry --------- ---- From ----- CC	Account	----- To ------ CC	Account	Feed	Mand
21	310041-20319	P.C. - RA MEAL CHARGES									
		PC RA MEAL	21	031004	43,500.00	21	031004	21	310041-20319	Y	
		** Increase in SL Allocation **			43,500.00						
21	310041-20800	P.C. CUSTODIAL & MAINT OTHER EXP									
		PC CUST OPS	21	031004	13,804.00	21	031004	21	310041-20800	Y	
		** Increase in SL Allocation **			13,804.00						
21	310060-11002	PRIDE ROCK - FALL									
		PR RK FALL	21	031006	773,418.00-	21	310060-11002	21	031006	Y	
		** Decrease in SL Allocation **			773,418.00-						
21	310060-11102	PRIDE ROCK-RA HOUSING FALL									
		PR RK RA FALL	21	031006	25,674.00-	21	310060-11102	21	031006	Y	
		** Decrease in SL Allocation **			25,674.00-						
21	310060-12002	PRIDE ROCK - SPRING									
		PR RK SPG	21	031006	692,738.00-	21	310060-12002	21	031006	Y	
		** Decrease in SL Allocation **			692,738.00-						
21	310060-12102	PRIDE ROCK-RA HOUSING SPRING									
		PR RK RA SPG	21	031006	25,674.00-	21	310060-12102	21	031006	Y	
		** Decrease in SL Allocation **			25,674.00-						
21	310060-20300	PRIDE ROCK - OPERATING EXPENSE									
		PR RK OPS	21	031006	10,000.00	21	031006	21	310060-20300	Y	
		** Increase in SL Allocation **			10,000.00						
21	310060-20307	PRIDE ROCK - UTILITIES									
		PR RK UTILITIES	21	031006	55,000.00	21	031006	21	310060-20307	Y	
		** Increase in SL Allocation **			55,000.00						
21	310060-20309	PRIDE ROCK - RA ROOM CHARGES									
		PR RK RA RM	21	031006	51,348.00	21	031006	21	310060-20309	Y	
		** Increase in SL Allocation **			51,348.00						
21	310060-20319	PRIDE ROCK - RA MEAL CHARGES									
		PR RK RA MEAL	21	031006	23,200.00	21	031006	21	310060-20319	Y	
		** Increase in SL Allocation **			23,200.00						
21	310060-20800	PRIDE ROCK - CUSTODIAL/MAINTENAN									
		PR RK CUSTDL	21	031006	14,826.00	21	031006	21	310060-20800	Y	
		** Increase in SL Allocation **			14,826.00						
21	310080-11002	PHASE II UNIT - FALL									
		PH II FALL	21	031008	1,627,091.00-	21	310080-11002	21	031008	Y	
		** Decrease in SL Allocation **			1,627,091.00-						

Printed on a Xerox 9700 Laser Printing System at the Computing Services Center / Texas A&M University

Form: URGB01 (02/05/85)

CC	Account	Transaction Description	--- Offset --- CC	Account	Amount	-------- Actual Entry --------- ---- From ----- CC	Account	----- To ------ CC	Account	Feed	Mand
21	310080-11102	PHASE II UNIT - RA HOUSING FALL									
		PH II RA FALL	21	031008	38,511.00-	21	310080-11102	21	031008	Y	
		** Decrease in SL Allocation **			38,511.00-						
21	310080-12002	PHASE II UNIT - SPRING									
		PH II SPG	21	031008	1,468,924.00-	21	310080-12002	21	031008	Y	
		** Decrease in SL Allocation **			1,468,924.00-						
21	310080-12102	PHASE II UNIT - RA HOUSING SPRIN									
		PH II RA SPG	21	031008	38,511.00-	21	310080-12102	21	031008	Y	
		** Decrease in SL Allocation **			38,511.00-						
21	310080-20300	PHASE II UNIT - OPERATING EXPENS									
		PH II OPS	21	031008	6,000.00	21	031008	21	310080-20300	Y	
		** Increase in SL Allocation **			6,000.00						
21	310080-20307	PHASE II UNIT - UTILITIES									
		PH II UTILITIES	21	031008	130,000.00	21	031008	21	310080-20307	Y	
		** Increase in SL Allocation **			130,000.00						
21	310080-20309	PHASE II UNIT - RA ROOM CHARGES									
		PH II RA RM	21	031008	77,023.00	21	031008	21	310080-20309	Y	
		** Increase in SL Allocation **			77,023.00						
21	310080-20319	PHASE II UNIT - RA MEAL CHARGES									
		PH II RA MEAL	21	031008	34,800.00	21	031008	21	310080-20319	Y	
		** Increase in SL Allocation **			34,800.00						
21	310080-20800	PHASE II UNIT - CUSTODIAL/MAINTE									
		PH II CUSTODL	21	031008	433,540.00	21	031008	21	310080-20800	Y	
		** Increase in SL Allocation **			433,540.00						
21	315000-20200	BOOKSTORE									
		BOOK STORE	21	030000	160,000.00-	21	315000-20200	21	030000	Y	
		** Decrease in SL Allocation **			160,000.00-						
21	315000-20301	BOOKSTORE									
		BKSTORE UTITLITIES	21	030000	22,000.00	21	030000	21	315000-20301	Y	
		** Increase in SL Allocation **			22,000.00						
21	315000-20305	BOOKSTORE - ATHLETICS									
		BKST ATHL SUPP	21	030000	20,000.00	21	030000	21	315000-20305	Y	
		** Increase in SL Allocation **			20,000.00						
21	315000-20306	BOOKSTORE - SRSC RENTAL									
		BKST RSC RENTAL	21	030000	40,000.00	21	030000	21	315000-20306	Y	
		** Increase in SL Allocation **			40,000.00						

Printed on a Xerox 9700 Laser Printing System at the Computing Services Center / Texas A&M University

Form: URGB01 (02/05/85)

CC	Account	Transaction Description	--- Offset --- CC	Account	Amount	-------- Actual Entry --------- ---- From ----- CC	Account	----- To ------ CC	Account	Feed	Mand
21	319000-10002	POST OFFICE									
		POST OFF	21	030000	1.00-	21	319000-10002	21	030000	Y	
		** Decrease in SL Allocation **			1.00-						
21	320301-20200	CLC - BAD DEBT EXPENSE									
		CLC BAD DEBT	21	030000	8,800.00	21	320301-20300	21	320301-20200	Y	
		** Increase in SL Allocation **			8,800.00						
21	320301-20300	CHILDREN'S LEARNING CENTER									
		CLC FAC CHG	21	030000	27,700.00-	21	320301-20300	21	320301-20360	Y	
		CLC INSURANCE	21	030000	1,365.00-	21	320301-20300	21	320301-20305	Y	
		CLC BAD DEBT	21	030000	8,800.00-	21	320301-20300	21	320301-20200	Y	
		CLC ASSESSMT	21	030000	8,800.00-	21	320301-20300	21	320301-20365	Y	
		CLC UTILITIES	21	030000	13,500.00-	21	320301-20300	21	320301-20301	Y	
		** Decrease in SL Allocation **			60,165.00-						
21	320301-20301	CLC-UTILITIES									
		CLC UTILITIES	21	030000	13,500.00	21	320301-20300	21	320301-20301	Y	
		** Increase in SL Allocation **			13,500.00						
21	320301-20305	CLC - INSURANCE PREMIUM									
		CLC INSURANCE	21	030000	1,365.00	21	320301-20300	21	320301-20305	Y	
		** Increase in SL Allocation **			1,365.00						
21	320301-20360	CLC - FACILITIES CHARGEBACKS									
		CLC FAC CHG	21	030000	27,700.00	21	320301-20300	21	320301-20360	Y	
		** Increase in SL Allocation **			27,700.00						
21	320301-20365	CLC - ASSESSMENTS									
		CLC ASSESSMT	21	030000	8,800.00	21	320301-20300	21	320301-20365	Y	
		** Increase in SL Allocation **			8,800.00						
21	321300-10001	RSC REVENUES									
		RSC REV	21	032130	30,000.00-	21	321300-10001	21	032130	Y	
		** Decrease in SL Allocation **			30,000.00-						
21	321300-10004	RSC - AUXILIARY RENTALS									
		RSC AUX RENTALS	21	032130	146,235.00-	21	321300-10004	21	032130	Y	
		** Decrease in SL Allocation **			146,235.00-						
21	321300-20200	RSC FEE - BAD DEBT EXPENSE									
		RSC BAD DEBT	21	032130	51,000.00	21	032130	21	321300-20200	Y	
		** Increase in SL Allocation **			51,000.00						
21	321300-20300	RSC SAM RAYBURN STUDENT CENTER									
		RSC OPS	21	032130	589,912.00	21	032130	21	321300-20300	Y	
		** Increase in SL Allocation **			589,912.00						

Printed on a Xerox 9700 Laser Printing System at the Computing Services Center / Texas A&M University

Form: URGB01 (02/05/85)

CC	Account	Transaction Description	--- Offset --- CC	Account	Amount	-------- Actual Entry --------- ---- From ----- CC	Account	----- To ------ CC	Account	Feed	Mand
21	321300-20301	RSC INSURANCE PREMIUMS									
		RSC INSURANCE	21	032130	10,000.00	21	032130	21	321300-20301	Y	
		** Increase in SL Allocation **			10,000.00						
21	321300-20302	RSC UTILITIES									
		RSC UTILITIES	21	032130	178,000.00	21	032130	21	321300-20302	Y	
		** Increase in SL Allocation **			178,000.00						
21	321300-20305	RSC PROJECTS									
		RSC PROJ	21	032130	30,000.00	21	032130	21	321300-20305	Y	
		** Increase in SL Allocation **			30,000.00						
21	321300-20306	RSC PROGRAMMING									
		RSC PROG	21	032130	10,000.00	21	032130	21	321300-20306	Y	
		** Increase in SL Allocation **			10,000.00						
21	321300-20307	RSC - OPERATING									
		RSC OPS	21	032130	79,188.00	21	032130	21	321300-20307	Y	
		** Increase in SL Allocation **			79,188.00						
21	321300-20308	RSC MARKETING									
		RSC MKTG	21	032130	10,000.00	21	032130	21	321300-20308	Y	
		** Increase in SL Allocation **			10,000.00						
21	321300-20313	RSC CREDIT CARD CHARGES									
		RSC CREDIT CARD	21	032130	7,000.00	21	032130	21	321300-20313	Y	
		** Increase in SL Allocation **			7,000.00						
21	321300-20365	RSC - ASSESSMENTS									
		RSC AUX ASSESSM	21	032130	58,163.00	21	032130	21	321300-20365	Y	
		** Increase in SL Allocation **			58,163.00						
21	321300-20450	RSC PURCHASE OF GOODS FOR RESALE									
		RSC POG	21	032130	10,000.00	21	032130	21	321300-20450	Y	
		** Increase in SL Allocation **			10,000.00						
21	321300-20800	RSC WAGES									
		RSC WAGES	21	032130	230,000.00	21	032130	21	321300-20800	Y	
		** Increase in SL Allocation **			230,000.00						
21	321300-20801	RSC - REPAIRS									
		RSC SSC MAINT	21	032130	290,760.00	21	032130	21	321300-20801	Y	
		** Increase in SL Allocation **			290,760.00						
21	321302-11002	RSC UNION CENTER FEE - FALL									
		RSC FALL	21	032130	1,132,000.00-	21	321302-11002	21	032130	Y	
		** Decrease in SL Allocation **			1,132,000.00-						

Printed on a Xerox 9700 Laser Printing System at the Computing Services Center / Texas A&M University

Form: URGB01 (02/05/85)

CC	Account	Transaction Description	--- Offset --- CC	Account	Amount	-------- Actual Entry --------- ---- From ----- CC	Account	----- To ------ CC	Account	Feed	Mand
21	321302-12002	RSC UNION CENTER FEE - SPRING									
		RSC SPG	21	032130	1,050,000.00-	21	321302-12002	21	032130	Y	
		** Decrease in SL Allocation **			1,050,000.00-						
21	321302-13002	RSC UNION CENTER FEE - SUM I									
		RSC SUM I	21	032130	233,000.00-	21	321302-13002	21	032130	Y	
		** Decrease in SL Allocation **			233,000.00-						
21	321302-14002	RSC UNION CENTER FEE - SUM II									
		RSC SUM II	21	032130	170,000.00-	21	321302-14002	21	032130	Y	
		** Decrease in SL Allocation **			170,000.00-						
21	321302-20300	RSC UNALLOCATED									
		RSC UNALL BALANCE	21	032130	15,460.00-	21	321302-20300	21	032130	Y	
		** Decrease in SL Allocation **			15,460.00-						
21	321305-10000	PRIDE SHOP REVENUES									
		PRIDE SHOP	21	032130	25,000.00-	21	321305-10000	21	321305-20300	Y	
		** Decrease in SL Allocation **			25,000.00-						
21	321305-20300	PRIDE SHOP									
		PRIDE SHOP	21	032130	25,000.00	21	321305-10000	21	321305-20300	Y	
		** Increase in SL Allocation **			25,000.00						
21	321800-10000	REC CTR NONSTUDENT MEMBERSHIPS									
		MRC NONSTD	21	032180	75,000.00-	21	321800-10000	21	032180	Y	
		** Decrease in SL Allocation **			75,000.00-						
21	321800-10001	REC CTR - PURCHASE OF GOODS									
		MRC PURCH	21	032180	1,500.00-	21	321800-10001	21	032180	Y	
		** Decrease in SL Allocation **			1,500.00-						
21	321800-20200	REC CENTER FEE - BAD DEBT EXP									
		MRC BAD DEBT	21	032180	72,700.00	21	032180	21	321800-20200	Y	
		** Increase in SL Allocation **			72,700.00						
21	321800-20300	REC CTR - OPERATING									
		MRC	21	032180	276,000.00	21	032180	21	321800-20300	Y	
		** Increase in SL Allocation **			276,000.00						
21	321800-20301	REC CTR - AQUATICS									
		MRC AQUATICS	21	032180	139,000.00	21	032180	21	321800-20301	Y	
		** Increase in SL Allocation **			139,000.00						
21	321800-20302	REC CTR - CLIMBING									
		MRC CLIMB	21	032180	150,000.00	21	032180	21	321800-20302	Y	
		** Increase in SL Allocation **			150,000.00						

Printed on a Xerox 9700 Laser Printing System at the Computing Services Center / Texas A&M University

Form: URGB01 (02/05/85)

CC	Account	Transaction Description	--- Offset --- CC	Account	Amount	-------- Actual Entry --------- ---- From ----- CC	Account	----- To ------ CC	Account	Feed	Mand
21	321800-20303	REC CTR - OPERATIONS									
		MRC FACILITY	21	032180	40,000.00	21	032180	21	321800-20303	Y	
		** Increase in SL Allocation **			40,000.00						
21	321800-20304	REC CTR - MAINTENANCE									
		MRC MAINT	21	032180	44,000.00	21	032180	21	321800-20304	Y	
		** Increase in SL Allocation **			44,000.00						
21	321800-20305	REC CTR - OFFICE									
		MRC OFF	21	032180	29,000.00	21	032180	21	321800-20305	Y	
		** Increase in SL Allocation **			29,000.00						
21	321800-20306	REC CTR - AQUATIC MAINT									
		MRC AQUAT	21	032180	35,850.00	21	032180	21	321800-20306	Y	
		** Increase in SL Allocation **			35,850.00						
21	321800-20307	REC CTR - WELLNESS									
		WELLNESS	21	032180	15,000.00	21	032180	21	321800-20307	Y	
		** Increase in SL Allocation **			15,000.00						
21	321800-20308	REC CTR - ADMINISTRATIVE									
		ADMIN	21	032180	200,571.00	21	032180	21	321800-20308	Y	
		** Increase in SL Allocation **			200,571.00						
21	321800-20309	REC CTR - INSURANCE									
		INSURANCE	21	032180	5,000.00	21	032180	21	321800-20309	Y	
		** Increase in SL Allocation **			5,000.00						
21	321800-20310	REC CTR - UTILITIES									
		UTILITIES	21	032180	118,000.00	21	032180	21	321800-20310	Y	
		** Increase in SL Allocation **			118,000.00						
21	321800-20311	REC CTR - PROGRAMMING									
		PROGRAM	21	032180	57,000.00	21	032180	21	321800-20311	Y	
		** Increase in SL Allocation **			57,000.00						
21	321800-20312	REC CTR - MARKETING									
		MRC MKTG	21	032180	41,000.00	21	032180	21	321800-20312	Y	
		** Increase in SL Allocation **			41,000.00						
21	321800-20313	REC CTR - CREDIT CARD SVCS UNIV									
		CREDIT CARD	21	032180	4,900.00	21	032180	21	321800-20313	Y	
		** Increase in SL Allocation **			4,900.00						
21	321800-20315	REC CTR - CAIN SPORTS COMPLEX									
		CAIN SPORT COMP	21	032180	147,000.00	21	032180	21	321800-20315	Y	
		** Increase in SL Allocation **			147,000.00						

Printed on a Xerox 9700 Laser Printing System at the Computing Services Center / Texas A&M University

Form: URGB01 (02/05/85)

CC	Account	Transaction Description	--- Offset --- CC	Account	Amount	-------- Actual Entry --------- ---- From ----- CC	Account	----- To ------ CC	Account	Feed	Mand
21	321800-20318	REC CTR - DEDICATED SALARIES									
		MRC DED SALARIES	21	032180	306,495.00	21	032180	21	321800-20318	Y	
		** Increase in SL Allocation **			306,495.00						
21	321800-20319	REC CTR - FITNESS									
		FITNESS	21	032180	70,000.00	21	032180	21	321800-20319	Y	
		** Increase in SL Allocation **			70,000.00						
21	321800-20320	REC - FITNESS EQUIPMENT REPLACEM									
		EQUIP	21	032180	150,000.00	21	032180	21	321800-20320	Y	
		** Increase in SL Allocation **			150,000.00						
21	321800-20322	REC CTR-INTRAMURALS									
		INTRAMURALS	21	032180	70,000.00	21	032180	21	321800-20322	Y	
		** Increase in SL Allocation **			70,000.00						
21	321800-20323	CLUB SPORT PROGRAM									
		CLUB SPORTS	21	032180	10,000.00	21	032180	21	321800-20323	Y	
		** Increase in SL Allocation **			10,000.00						
21	321800-20360	REC CTR - SSC FACILITIES, MAINT,									
		FAC CHGBK	21	032180	187,000.00	21	032180	21	321800-20360	Y	
		** Increase in SL Allocation **			187,000.00						
21	321800-20365	MRC - ASSESSMENTS									
		AUX ASSESSM	21	032180	72,700.00	21	032180	21	321800-20365	Y	
		** Increase in SL Allocation **			72,700.00						
21	321800-20461	DEBT SERVICE - MAC COURT									
		MRC MAC COURT LOAN	21	032180	200,000.00	21	032180	21	321800-20461	Y	
		** Increase in SL Allocation **			200,000.00						
21	321800-20850	REC CTR - RENOVATIONS ABOVE 5000									
		MAINT	21	032180	110,000.00	21	032180	21	321800-20850	Y	
		** Increase in SL Allocation **			110,000.00						
21	321802-11002	REC CTR SPORTS FEE - FALL									
		MRC FALL	21	032180	1,550,000.00-	21	321802-11002	21	032180	Y	
		** Decrease in SL Allocation **			1,550,000.00-						
21	321802-12002	REC CTR SPORTS FEE - SPRING									
		MRC SPG	21	032180	1,475,000.00-	21	321802-12002	21	032180	Y	
		** Decrease in SL Allocation **			1,475,000.00-						
21	321802-13002	REC CTR SPORTS FEE - SUM I									
		MRC SUM I	21	032180	350,000.00-	21	321802-13002	21	032180	Y	
		** Decrease in SL Allocation **			350,000.00-						

Printed on a Xerox 9700 Laser Printing System at the Computing Services Center / Texas A&M University

Form: URGB01 (02/05/85)

CC	Account	Transaction Description	--- Offset --- CC	Account	Amount	-------- Actual Entry --------- From ----- CC	Account	----- To ------ CC	Account	Feed	Mand
21	321802-14002	REC CTR SPORTS FEE - SUM II									
		MRC SUM II	21	032180	260,000.00-	21	321802-14002	21	032180	Y	
		** Decrease in SL Allocation **			260,000.00-						
21	321802-20300	MRC - UNALLOCATED									
		MRC UNALLOC	21	032180	449,666.00	21	032180	21	321802-20300	Y	
		** Increase in SL Allocation **			449,666.00						
21	322100-20300	UNIVERSITY POLICE									
		RES PARKING	21	030000	56,114.00-	21	322100-20300	21	322101-20300	Y	
		UPD PARK PERMIT	21	030000	20,000.00-	21	322100-20300	21	322100-20302	Y	
		** Decrease in SL Allocation **			76,114.00-						
21	322100-20302	UNIVERSITY PARKING PERMITS									
		UPD PARK PERMIT	21	030000	20,000.00	21	322100-20300	21	322100-20302	Y	
		** Increase in SL Allocation **			20,000.00						
21	322101-20300	RES PARKING FACILITIES									
		RES PARKING	21	030000	56,114.00	21	322100-20300	21	322101-20300	Y	
		** Increase in SL Allocation **			56,114.00						
21	322200-10000	VENDING MACHINE SALES-REV-SNACK									
		VEND SNACK	21	030000	14,000.00-	21	322200-10000	21	030000	Y	
		** Decrease in SL Allocation **			14,000.00-						
21	322200-10001	VENDING MACHINE SALES-REV-DRINK									
		VENDING DRINKS	21	030000	25,000.00-	21	322200-10001	21	030000	Y	
		** Decrease in SL Allocation **			25,000.00-						
21	323300-20300	COMPUTER SUPPORT-TRANSFER ONLY									
		COMP SUPP	21	030000	17,000.00	21	030000	21	323300-20300	Y	
		** Increase in SL Allocation **			17,000.00						
21	323600-20301	AUXILIARY SERVICES MGMT									
		AUX SVCS MGMT	21	030000	169,541.00	21	030000	21	323600-20301	Y	
		** Increase in SL Allocation **			169,541.00						
21	323700-20300	GRP HEALTH INSURANCE RETIREES									
		GRP HEALTH RET	21	030000	290,000.00	21	030000	21	323700-20300	Y	
		** Increase in SL Allocation **			290,000.00						
21	324600-20300	PHYSICAL PLANT									
		PHYSICAL PLANT	21	030000	15,000.00	21	030000	21	324600-20300	Y	
		** Increase in SL Allocation **			15,000.00						
21	324650-20300	AUX ASSESSMENTS									
		AUX ASSESSMTS	21	030000	152,280.00-	21	324650-20300	21	030000	Y	
		** Decrease in SL Allocation **			152,280.00-						

Printed on a Xerox 9700 Laser Printing System at the Computing Services Center / Texas A&M University

Form: URGB01 (02/05/85)

CC	Account	Transaction Description	--- Offset --- CC	Account	Amount	-------- Actual Entry --------- ---- From ----- CC	Account	----- To ------ CC	Account	Feed	Mand
21	326002-20302	RES-AUX ENT NON-FAC SALARY INC									
		RES AUX SAL	21	030000	13,720.00	21	030000	21	326002-20302	Y	
		** Increase in SL Allocation **			13,720.00						
21	326900-10000	AUX OP-INVESTMENT EARNINGS									
		AUX INVEST EARN	21	030000	275,000.00-	21	326900-10000	21	030000	Y	
		** Decrease in SL Allocation **			275,000.00-						
21	329993-20300	RES-UNCOMMITTED BUDGET									
		RES UNCOMM BUD	21	030000	39,020.00	21	030000	21	329993-20300	Y	
		** Increase in SL Allocation **			39,020.00						
21	330000-11002	STUDENT SERVICES FEE-FALL									
		SSF FALL	21	033000	2,350,000.00-	21	330000-11002	21	033000	Y	
		** Decrease in SL Allocation **			2,350,000.00-						
21	330000-12002	STUDENT SERVICES FEE-SPRING									
		SSF SPG	21	033000	2,125,000.00-	21	330000-12002	21	033000	Y	
		** Decrease in SL Allocation **			2,125,000.00-						
21	330000-13002	STUDENT SERVICES FEE-SUMMER I									
		SSF SUM I	21	033000	450,000.00-	21	330000-13002	21	033000	Y	
		** Decrease in SL Allocation **			450,000.00-						
21	330000-14002	STUDENT SERVICES FEE-SUMMER II									
		SSF SUM II	21	033000	300,000.00-	21	330000-14002	21	033000	Y	
		** Decrease in SL Allocation **			300,000.00-						
21	330000-20200	STUDENT SERVICES FEE-BAD DEBT									
		SSF BAD DEBT	21	033000	75,000.00	21	033000	21	330000-20200	Y	
		** Increase in SL Allocation **			75,000.00						
21	330005-10000	SS-INVESTMENT EARNINGS									
		SSF INVEST EARN	21	033000	65,000.00-	21	330005-10000	21	033000	Y	
		** Decrease in SL Allocation **			65,000.00-						
21	330100-20300	DEAN OF CAMPUS LIFE									
		DEAN	21	033000	322,095.00	21	033000	21	330100-20300	Y	
		** Increase in SL Allocation **			322,095.00						
21	330300-20300	CAREER DEVELOPMENT									
		CAR SVC	21	033000	357,922.00	21	033000	21	330300-20300	Y	
		** Increase in SL Allocation **			357,922.00						
21	330302-20300	CHILDREN'S LEARNING CENTER									
		CLC	21	033000	167,781.00	21	033000	21	330302-20300	Y	
		** Increase in SL Allocation **			167,781.00						

Printed on a Xerox 9700 Laser Printing System at the Computing Services Center / Texas A&M University

Form: URGB01 (02/05/85)

CC	Account	Transaction Description	--- Offset --- CC	Account	Amount	-------- Actual Entry --------- ---- From ----- CC	Account	----- To ------ CC	Account	Feed	Mand
21	330305-20102	SAFE SPACES ALLY PROJECT									
		SAFE SP ALLY	21	033000	2,500.00	21	033000	21	330305-20102	Y	
		** Increase in SL Allocation **			2,500.00						
21	330305-20300	COUNSELING CENTER-OPERATING									
		COUNSELING	21	033000	722,700.00	21	033000	21	330305-20300	Y	
		** Increase in SL Allocation **			722,700.00						
21	330500-20300	EAST TEXAN									
		EAST TEX	21	033000	17,000.00	21	033000	21	330500-20300	Y	
		** Increase in SL Allocation **			17,000.00						
21	330900-20300	ASSISTANT DEAN FOR CAMPUS LIFE									
		AST DEAN	21	033000	246,123.00	21	033000	21	330900-20300	Y	
		** Increase in SL Allocation **			246,123.00						
21	330901-20300	INTRAMURALS									
		INTRAMURALS	21	033000	58,000.00	21	033000	21	330901-20300	Y	
		** Increase in SL Allocation **			58,000.00						
21	330902-20300	INTERNATIONAL STUDENT OFFICE									
		INTL STD	21	033000	34,000.00	21	033000	21	330902-20300	Y	
		** Increase in SL Allocation **			34,000.00						
21	331201-20300	LEGAL SERVICES-CONTRACT									
		LEGAL SVC	21	033000	10,000.00	21	033000	21	331201-20300	Y	
		** Increase in SL Allocation **			10,000.00						
21	331210-20300	LEADERSHIP ENGAGEMENT & DEVELOPM									
		LEADERSHIP	21	033000	148,180.00	21	033000	21	331210-20300	Y	
		** Increase in SL Allocation **			148,180.00						
21	331210-20301	LEADERSHIP ENGAGEMENT & DEV SALA									
		LEAD ENGAGE	21	033000	208,253.00	21	033000	21	331210-20301	Y	
		** Increase in SL Allocation **			208,253.00						
21	331210-20302	S.E.E.D.S									
		SEEDS	21	033000	167,810.00	21	033000	21	331210-20302	Y	
		** Increase in SL Allocation **			167,810.00						
21	331210-20303	AFFINITY LLC									
		AFFINITY	21	033000	55,000.00	21	033000	21	331210-20303	Y	
		** Increase in SL Allocation **			55,000.00						
21	331300-20300	MUSIC-CHORALE									
		MUSIC CHORALE	21	033000	30,450.00	21	033000	21	331300-20300	Y	
		** Increase in SL Allocation **			30,450.00						

Printed on a Xerox 9700 Laser Printing System at the Computing Services Center / Texas A&M University

Form: URGB01 (02/05/85)

CC	Account	Transaction Description	--- Offset --- CC	Account	Amount	-------- Actual Entry --------- ---- From ----- CC	Account	----- To ------ CC	Account	Feed	Mand
21	331300-20301	MUSIC - MUSICAL THEATER									
		MUSICAL THEATRE	21	033000	25,000.00	21	033000	21	331300-20301	Y	
		** Increase in SL Allocation **			25,000.00						
21	331301-20300	MUSIC-MARCHING AND BASKETBALL BA									
		MUCIS PEP BAND	21	033000	80,000.00	21	033000	21	331301-20300	Y	
		** Increase in SL Allocation **			80,000.00						
21	331310-20300	MODEL ARAB LEAGUE									
		ARAB	21	033000	7,500.00	21	033000	21	331310-20300	Y	
		** Increase in SL Allocation **			7,500.00						
21	331500-20300	ORIENTATION - STUDENT									
		ORIENTATION	21	033000	80,800.00	21	033000	21	331500-20300	Y	
		** Increase in SL Allocation **			80,800.00						
21	331800-20300	REC CENTER - SALARIES									
		MRC	21	033180	416,000.00	21	033180	21	331800-20300	Y	
		** Increase in SL Allocation **			416,000.00						
21	331906-20300	STUDENT GOVERNMENT									
		STD GOV	21	033000	88,524.00	21	033000	21	331906-20300	Y	
		** Increase in SL Allocation **			88,524.00						
21	331907-20300	STUDENT HEALTH SERVICES									
		HEALTH	21	033000	621,103.00	21	033000	21	331907-20300	Y	
		** Increase in SL Allocation **			621,103.00						
21	332100-20300	UNIVERSITY PLAYHOUSE									
		UNIV PLAYHS	21	033000	45,000.00	21	033000	21	332100-20300	Y	
		** Increase in SL Allocation **			45,000.00						
21	332101-20300	UNIVERSITY GALLERY									
		GALLERY	21	033000	65,000.00	21	033000	21	332101-20300	Y	
		** Increase in SL Allocation **			65,000.00						
21	332103-20300	CAMPUS ACTIVITIES									
		CAMPUS ACTIVITES	21	033000	546,705.00	21	033000	21	332103-20300	Y	
		** Increase in SL Allocation **			546,705.00						
21	332104-20103	CAMPUS ACT - SAFE COMMITTEE									
		SAFE	21	033000	10,000.00	21	033000	21	332104-20103	Y	
		** Increase in SL Allocation **			10,000.00						
21	332106-20300	OFFICE OF GREEK LIFE									
		GREEK	21	033000	215,342.00	21	033000	21	332106-20300	Y	
		** Increase in SL Allocation **			215,342.00						

Printed on a Xerox 9700 Laser Printing System at the Computing Services Center / Texas A&M University

Form: URGB01 (02/05/85)

CC	Account	Transaction Description	--- Offset --- CC	Account	Amount	-------- Actual Entry --------- ---- From ----- CC	Account	----- To ------ CC	Account	Feed	Mand
21	332108-20300	SDRS STUDENT SERVICE FEES									
		SDRS	21	033000	311,212.00	21	033000	21	332108-20300	Y	
		** Increase in SL Allocation **			311,212.00						
21	332710-20300	CREDIT CARD SERVICES									
		CREDIT CARD	21	033000	25,000.00	21	033000	21	332710-20300	Y	
		** Increase in SL Allocation **			25,000.00						
21	332803-20300	RES AUX SSF NON-FAC SALARY INC									
		RES AUX SSF NF	21	033000	80,000.00	21	033000	21	332803-20300	Y	
		** Increase in SL Allocation **			80,000.00						
21	332803-20301	RES AUX SSF MERIT RES									
		RES SSF MERIT	21	033000	50,000.00	21	033000	21	332803-20301	Y	
		** Increase in SL Allocation **			50,000.00						

Printed on a Xerox 9700 Laser Printing System at the Computing Services Center / Texas A&M University

Form: URGB01 (02/05/85)

Account	Name	Section	Page
100001-	LEGISLATIVE APPROPRIATION	2	1
100002-	LEGISLATIVE APPROPRIATION OASI	2	1
100006-	RESEARCH DEVELOPMENT FUND	2	1
100009-	GIP FUND 0001	2	1
100011-	HEF REVENUE	2	1
100012-	FUND 001 RETIREMENT - TRS	2	1
100013-	FUND 001 UNEMPLOYMENT COMP INS	2	1
100022-	FUND 001 RETIREMENT - ORP	2	1
100100-11002	TUITION-RESIDENT-FALL	2	1
100100-11003	TUITION-NONRESIDENT-FALL	2	1
100100-12002	TUITION-RESIDENT-SPRING	2	2
100100-12003	TUITION-NONRESIDENT-SPRING	2	2
100100-13002	TUITION-RESIDENT-SUMMER I	2	2
100100-13003	TUITION-NONRESIDENT-SUMMER I	2	2
100100-14002	TUITION-RESIDENT-SUMMER II	2	2
100100-14003	TUITION-NONRESIDENT-SUMMER II	2	2
100300-11002	TUITION SETASIDE-RES LOAN-FALL	2	2
100300-11003	TUITION SETASIDE-NR LOAN-FALL	2	2
100300-12002	TUITION SETASIDE-RES LOAN-SPRING	2	2
100300-12003	TUITION SETASIDE-NR LOAN-SPRNG	2	2
100300-13002	TUIT SETASIDE-RES LOAN-SUM I	2	3
100300-13003	TUITION SETASIDE-NR LOAN-SUM I	2	3
100300-14002	TUIT SETASIDE-RES LOAN-SUMII	2	3
100300-14003	TUITION SETASIDE-NR LOAN-SUMII	2	3
100400-11002	TUIT SETASIDE-RES GRANT-FALL	2	3
100400-11003	TUIT SETASIDE-NR GRANT-FALL	2	3
100400-12002	TUIT SETASIDE-RES GRANT-SPRNG	2	3
100400-12003	TUIT SETASIDE-NR GRANT-SPRNG	2	3
100400-13002	TUIT SETASIDE-RES GRANT-SUMI	2	3
100400-13003	TUIT SETASIDE-NR GRANT-SUMI	2	3
100400-14002	TUIT SETASIDE-RES GRANT-SUMII	2	4
100400-14003	TUIT SETASIDE-NR GRANT-SUMII	2	4
100500-11002	GRAD TUITION-RESIDENT-FALL	2	4
100500-11003	GRAD TUITION-NONRESIDENT-FALL	2	4
100500-12002	GRAD TUITION-RESIDENT-SPRING	2	4
100500-12003	GRAD TUITION-NONRESIDENT-SPRNG	2	4
100500-13002	GRAD TUITION-RESIDENT-SUMMER I	2	4
100500-13003	GRAD TUITION-NONRESIDENT-SUM I	2	4
100500-14002	GRAD TUITION-RESIDENT-SUMM II	2	4
100500-14003	GRAD TUITION-NONRESIDNT-SUM II	2	4
100830-	FARM & DAIRY	2	5
100840-	INTEREST - LOCAL FUNDS	2	5
100841-	INTEREST - STATE TREASURY DEPOSITS	2	5
100850-11002	LAB FEES - FALL	2	5
100850-12002	LAB FEES - SPRING	2	5
100850-13002	LAB FEES - SUM I	2	5
100850-14002	LAB FEES - SUM II	2	5
100890-	TEXAS COLLEGE WORK STUDY	2	5
120010-20300	ART	2	5
120080-20300	HISTORY	2	6
120120-20300	LITERATURE & LANGUAGES	2	6

Printed on a Xerox 9700 Laser Printing System at the Computing Services Center / Texas A&M University

Form: URGB01 (02/05/85)

Account	Name	Section	Page
120130-20300	MUSIC	2	6
120131-20300	THEATRE	2	6
120160-20300	POLITICAL SCIENCE	2	6
120190-20300	SOCIOLOGY & CRIMINAL JUSTICE	2	6
120510-20300	AGRICULTURAL SCIENCES	2	6
120511-20300	AGRICULTURAL SCIENCE-RESEARCH TECH	2	6
120520-20300	BIOLOGICAL & EARTH SCIENCES	2	7
120530-20300	CHEMISTRY	2	7
120531-20300	COMPUTER SCIENCE & INFO SYSTEM	2	7
120630-20300	MATHEMATICS	2	7
120660-20300	PHYSICS	2	7
121030-20300	COUNSELING	2	7
121051-20300	CURRICULUM AND INSTRUCTION	2	7
121055-20300	EDUCATIONAL LEADERSHIP	2	7
121060-20300	HIGHER ED & LEARNING TECHNOLOGIES	2	8
121080-20300	HEALTH & HUMAN PERFORMANCE	2	8
121160-20300	PSYCHOLOGY, SPEC ED, & COUNSELING	2	8
121191-20300	SOCIAL WORK	2	8
121270-20300	ED CERTIFICATION & ACAD SRVS	2	8
121275-20300	COEHS - MENTOR CENTER	2	8
121290-20300	PRIDE PREP ACADEMY	2	8
121300-20300	NURSING PROGRAM	2	8
122010-20300	ACCOUNTING	2	9
122050-20300	ECONOMICS & FINANCE	2	9
122070-20300	MARKETING & BUSINESS ANALYTICS	2	9
122090-20300	ENGINEERING & TECHNOLOGY	2	9
122091-20301	IT SPEC ITEM -- FACULTY SALARIES	2	9
122093-20300	CONSTRUCTION ENGINEERING	2	9
122095-20300	ELECTRICAL ENGINEERING	2	9
122130-20300	MANAGEMENT	2	9
122150-20300	APPLIED SCIENCES - BAAS	2	10
127080-20300	HONORS COLLEGE	2	10
127120-20300	EXTENDED UNIVERSITY	2	10
127125-20300	COMMUNITY COLLEGE OUTREACH	2	10
127130-20300	METROPLEX CENTER	2	10
127135-20300	UNIVERSITY COLLEGE	2	10
127135-20301	UCOLL - MATH SKILLS CENTER	2	10
127140-20300	NAVARRO	2	10
127145-20300	FRISCO	2	10
127590-20300	INTERNATIONAL STUDIES	2	11
127700-20300	MIDLOTHIAN CAMPUS	2	11
128001-	LONGEVITY - INSTRUCTION	2	11
128010-	LONGEVITY - RESEARCH	2	11
129000-20300	RES - CHSSA GATS, GANTS	2	11
129050-20300	RES - CSE GATS, GANTS	2	11
129100-20300	RES - COEHS GATS, GANTS	2	11
129150-20300	RES - AGRI GATS, GANTS	2	11
129200-20300	RES - COB GATS, GANTS	2	11
129300-20300	RES - PROVOST GATS, GANTS	2	12
129500-20301	RES - NEW FACULTY	2	12
129505-20301	SUMMER EARNINGS - CHSSA	2	12

Printed on a Xerox 9700 Laser Printing System at the Computing Services Center / Texas A&M University

Form: URGB01 (02/05/85)

Account	Name	Section	Page
129505-20302	SUMMER EARNINGS - COEHS	2	12
129505-20303	SUMMER EARNINGS - COB	2	12
129505-20304	SUMMER EARNINGS - COSE	2	12
129505-20306	SUMMER EARNINGS - LIBRARY	2	12
129505-20307	SUMMER EARNINGS - GRAD SCHOOL	2	12
129600-20300	RES-WINTER TERM SALARIES	2	12
130000-20300	DEAN GRAD STUDIES & RESEARCH	2	12
130000-20302	GRAD STUDIES - GA TUITION/REMISSION	2	13
130000-20303	RESEARCH GA SUPPLEMENT	2	13
130000-20500	DEAN GRAD STUDIES RESERVE	2	13
131000-20300	DEAN - CHSSA	2	13
131000-20301	CHSSA - LIBERAL STUDIES	2	13
131000-20302	CHSSA - ACADEMY OF LIBERAL ARTS	2	13
131000-20305	CHSSA ADVISING	2	13
131003-20300	PLANETARIUM	2	13
131100-20300	DEAN COLL EDUC & HUMAN SERVICES	2	13
131200-20300	DEAN COLLEGE OF BUSINESS	2	14
131300-20300	DEAN - CSE	2	14
131599-20300	ASSESSMENT SERVICES	2	14
131700-	LONGEVITY-ACADEMIC SUPPORT	2	14
132000-20300	LIBRARY	2	14
132001-20300	HEF LIBRARY MATERIALS SERIALS	2	14
132001-20302	HEF LIBRARY MONOGRAPHS	2	14
132100-20300	INSTRUCTIONAL FARM	2	14
132890-20300	TEXAS COLLEGE WS PROGRAM-ACAD	2	15
132891-20300	TEXAS COLLEGE WS PROGRAM-SS	2	15
132901-20300	TUITION REBATES	2	15
140800-20300	RESEARCH DEVELOPMENT FUND	2	15
140800-20301	PROJECT ADMINISTRATION	2	15
140900-20300	ORSP OPERATING ACCOUNT	2	15
150000-20300	NORTHEAST TEXAS PARTNERSHIP	2	15
150000-20302	NETX DISTANCE EDUCATION & FEES	2	15
150000-20303	NETX DUAL CREDIT ADJUNCTS	2	15
150000-20305	NETX-CAG IT CONTRACT	2	16
150000-20700	NETX - INNOVATIONS	2	16
150001-20306	NETX 2 - EMERGENCY PERMIT PROGRAM	2	16
150001-20310	NETX PARTNERSHIP	2	16
150100-20300	SPEC ITEM - TAB/INSTITUTE FOR COMP	2	16
151010-20300	KETR	2	16
151150-	LONGEVITY-EXT & PUBLIC SERVICE/IN	2	16
160000-20300	PRESIDENT'S OFFICE	2	16
160000-20310	PRES PERMANENT SALARY SAVINGS	2	16
160040-20300	CHIEF OF STAFF	2	17
160041-20300	SAGO - GOVT RELATIONS	2	17
160049-20300	VPAA STRATEGIC INITIATIVE FUNDING	2	17
160049-20303	COEHS MATH/SCIENCE TEACHER PREP	2	17
160050-20300	PROVOST & VP ACADEMIC AFFAIRS	2	17
160050-20310	PROV PERM NON-FAC SAL SAVINGS	2	17
160050-20311	AA UNEXPENDED NON-FAC MERIT	2	17
160050-20312	AA UNEXPENDED FACULTY MERIT	2	17
160051-20300	VP BUSINESS & ADMINISTRATION	2	17

Printed on a Xerox 9700 Laser Printing System at the Computing Services Center / Texas A&M University

Form: URGB01 (02/05/85)

Account	Name	Section	Page
160051-20310	VPBA PERM SAL SAVINGS	2	18
160051-20311	VPBA - UPD PERM SAL SAVINGS	2	18
160052-20300	AVP - BUSINESS ADMIN	2	18
160055-20300	HISPANIC OUTREACH	2	18
161090-20300	INSTITUTIONAL EFFECTIVENESS	2	18
161095-20300	QEP	2	18
162020-20300	DIV OF IT EXCELLENCE	2	18
162040-20300	BUDGET OFFICE	2	18
162045-20300	BUSINESS SERVICES	2	18
162062-20300	ACCOUNTING SERVICES	2	18
162080-20300	HUMAN RESOURCES - SALARIES	2	19
162085-20300	PAYROLL	2	19
162120-20300	MAIL SERVICE	2	19
162160-20300	PURCHASING	2	19
162165-20300	CONTRACT ADMINISTRATION	2	19
162180-20300	TRAINING & DEVELOPMENT	2	19
162185-20300	COMPLIANCE	2	19
162190-20300	SAFETY OFFICE	2	19
162195-20300	SHIPPING/RECEIVING	2	19
162210-20300	UNIVERSITY POLICE	2	19
164120-20300	CHIEF MARKETING OFFICER	2	20
164130-20300	MARKETING COMMUNICATIONS	2	20
164140-20300	COMMUNITY ENGAGEMENT&MEDIA RELATION	2	20
164140-20310	VPMRK - PERM SAL SAV	2	20
165900-	LONGEVITY-INSTITUTIONAL SUPPORT	2	20
166002-20300	DEAN OF STUDENTS	2	20
166020-20300	HEALTH SERVICES	2	20
166030-20300	CAREER DEVELOPMENT	2	20
166040-20300	DISABILITY RESOURCES & SERVICES	2	20
166050-20300	ENROLLMENT MANAGEMENT	2	20
166054-20300	ONE STOP DIRECT STUDENT ACCESS	2	21
166060-20300	FRESHMAN ADMISSIONS	2	21
166061-20300	FINANCIAL AID	2	21
166090-20300	INTERNATIONAL STUDENT SERVICES	2	21
166180-20300	REGISTRAR	2	21
166200-20300	TRANSFER ADMISSION	2	21
166900-	LONGEVITY-STUDENT SERVICES	2	21
170001-	LOCAL GIP - INSTRUCTION	2	21
170002-	LOCAL GIP - RESEARCH	2	21
170003-	LOCAL GIP - PUBLIC SERVICE	2	21
170004-	LOCAL GIP - ACADEMIC SUPPORT	2	22
170005-	LOCAL GIP - STUDENT SERVICES	2	22
170006-	LOCAL GIP - INSTITUTIONAL SUPPORT	2	22
170007-	LOCAL GIP - O&M PLANT	2	22
170101-	LOCAL GIP RETIREES - INSTRUCTION	2	22
171001-	INSTITUTIONAL WCI - INSTRUCTION	2	22
171002-	INSTITUTIONAL WCI - RESEARCH	2	22
171003-	INSTITUTIONAL WCI - PUBLIC SERVICE	2	22
171004-	INSTITUTIONAL WCI - ACADEMIC SUPP	2	22
171005-	INSTITUTIONAL WCI - STUDENT SRVS	2	22
171006-	INSTITUTIONAL WCI - INST SUPPORT	2	23

Printed on a Xerox 9700 Laser Printing System at the Computing Services Center / Texas A&M University

Form: URGB01 (02/05/85)

Account	Name	Section	Page
171007-	INSTITUTIONAL WCI - O&M PLANT	2	23
172001-	LOCAL RETIREMENT - INSTRUCTION	2	23
172002-	LOCAL RETIREMENT - RESEARCH	2	23
172003-	LOCAL RETIREMENT - PUBLIC SRV	2	23
172004-	LOCAL RETIREMENT - ACADEMIC SUPPORT	2	23
172005-	LOCAL RETIREMENT - STUDENT SRV	2	23
172006-	LOCAL RETIREMENT - INST SUPPORT	2	23
172007-	LOCAL RETIREMENT - O&M PLANT	2	23
173001-	LOCAL OASI - INSTRUCTION	2	23
173002-	LOCAL OASI - RESEARCH	2	24
173003-	LOCAL OASI - PUBLIC SERVICE	2	24
173004-	LOCAL OASI - ACADEMIC SUPPORT	2	24
173005-	LOCAL OASI - STUDENT SERVICES	2	24
173006-	LOCAL OASI - INSTITUTIONAL SUPPORT	2	24
173007-	LOCAL OASI - O&M PLANT	2	24
174001-	INSTITUTIONAL UCI - INSTRUCTION	2	24
174002-	INSTITUTIONAL UCI - RESEARCH	2	24
174003-	INSTITUTIONAL UCI - PUBLIC SERVICE	2	24
174004-	INSTITUTIONAL UCI - ACADEMIC SUP	2	24
174005-	INSTITUTIONAL UCI - STUDENT SRVS	2	25
174006-	INSTITUTIONAL UCI - INST SUPPORT	2	25
174007-	INSTITUTIONAL UCI - O&M PLANT	2	25
175001-	STATE PD UCI - INSTRUCTION	2	25
175002-	STATE PD UCI - RESEARCH	2	25
175003-	STATE PD UCI - PUBLIC SERVICE	2	25
175004-	STATE PD UCI - ACADEMIC SUPPORT	2	25
175005-	STATE PD UCI - STUDENT SERVICES	2	25
175006-	STATE PD UCI - INST SUPPORT	2	25
175007-	STATE PAID UCI - O&M PLANT	2	25
176001-	STATE PD RTMT - INSTRUCTION	2	26
176002-	STATE PD RTMT - RESEARCH	2	26
176003-	STATE PD RTMT - PUBLIC SUPPORT	2	26
176004-	STATE PD RTMT - ACADEMIC SUPPORT	2	26
176005-	STATE PD RTMT - STUDENT SERVICE	2	26
176006-	STATE PD RTMT - INST SUPPORT	2	26
176007-	STATE PD RTMT - PLANT O&M	2	26
178001-	FUND 001 OASI - INSTRUCTION	2	26
178002-	FUND 001 OASI - RESEARCH	2	26
178003-	FUND 001 OASI - PUBLIC SERVICE	2	26
178004-	FUND 001 OASI - ACADEMIC SUPPORT	2	27
178005-	FUND 001 OASI - STUDENT SERVICE	2	27
178006-	FUND 001 OASI - INSTITUTIONAL SUP	2	27
178007-	FUND 001 OASI - PLANT O&M	2	27
179001-	FUND 001 GIP - INSTRUCTION	2	27
179002-	FUND 001 GIP - RESEARCH	2	27
179003-	FUND 001 GIP - PUBLIC SERVICE	2	27
179004-	FUND 001 GIP - ACADEMIC SUPPORT	2	27
179005-	FUND 001 GIP - STUDENT SERVICES	2	27
179006-	FUND 001 GIP - INST SUPPORT	2	27
179007-	FUND 001 GIP - PLANT O&M	2	28
179009-	FUND 001 GIP - UNALLOCATED	2	28

Printed on a Xerox 9700 Laser Printing System at the Computing Services Center / Texas A&M University

Form: URGB01 (02/05/85)

Account	Name	Section	Page
179011-	FUND 001 GIP RETIREES-INSTRUCTION	2	28
180000-20300	FACILITIES REPORTING & ENERGY	2	28
180500-20300	UTILITIES PAYROLL	2	28
180505-	LONGEVITY - PLANT	2	28
185001-20300	HEF ACADEMIC EQUIPMENT	2	28
185002-20301	RES-HEF NON-INSTRUCTIONAL EQPMT BA	2	28
185003-20300	HEF NON-INSTRCTNAL EQPMT VPMRK	2	28
185005-20300	HEF-NON INSTRUCT EQPT ADVANCEMENT	2	29
185010-20300	RES-UNALLOCATED HEF	2	29
185020-20300	HEF - CIO	2	29
185040-20300	HEF-DEFERRED MAINT	2	29
185050-20300	HEF - COMPUTER REPLENISHMENTS PROG	2	29
185052-20300	HEF - TELEPHONE SWITCH	2	29
185053-20300	HEF - UPD SECURITY CAMERAS/VEHICLES	2	29
196505-20300	HEF - PRESIDENT	2	29
196998-20300	E&G TUITION DISCOUNTS	2	29
196999-20300	E&G REMISSIONS & EXEMPTIONS	2	30
197000-	RES-NON FACULTY SALARY SAVINGS	2	30
197001-20311	RES - SPANISH STIPEND	2	30
197002-20303	RES - E&G EQUITY ADJUST	2	30
198000-20200	E&G TUITION BAD DEBT EXPENSE	2	30
200001-11002	DESIGNATED TUITION-FALL	3	1
200001-12002	DESIGNATED TUITION-SPRING	3	1
200001-13002	DESIGNATED TUITION-SUMMER I	3	1
200001-14002	DESIGNATED TUITION-SUMMER II	3	1
200001-20200	DESIGNATED TUITION-BAD DEBT EXP	3	1
200003-11002	DESIGNATED SET ASIDES - FALL	3	1
200003-12002	DESIGNATED SET ASIDES - SPRING	3	1
200003-13002	DESIGNATED SET ASIDES - SUM I	3	1
200003-14002	DESIGNATED SET ASIDES - SUM II	3	1
200005-10000	DSG FUND - INVESTMENT EARNINGS	3	1
200007-11002	DISTANCE EDUCATION FEE - FALL	3	2
200007-12002	DISTANCE EDUCATION FEE - SPRING	3	2
200007-13002	DISTANCE EDUCATION FEE - SUM I	3	2
200007-14002	DISTANCE EDUCATION FEE - SUM II	3	2
200007-20200	DISTANCE ED FEE-BAD DEBT EXP	3	2
200007-20300	DISTANCE ED FEE	3	2
200007-20301	DISTANCE ED FEE UNALLOCATED	3	2
200007-20302	DISTANCE ED OPERATIONS	3	2
200007-20305	DISTANCE ED-INSTRUCTIONAL DESIGNERS	3	2
200007-20308	DIST ED MARKETING	3	3
200007-20309	DIST ED CONTRACTED SERVICES	3	3
200007-20310	DIST ED QM INITIATIVE	3	3
200007-20311	DIST ED - CIO	3	3
200007-20312	DISTANCE ED - CTIS	3	3
200007-20315	RES - DIST ED FACILITIES UPGRADES	3	3
200007-20350	DIST ED-CONTRACT SVCS PYMT-IT	3	3
200009-11002	PROGRAM DEL FEE - FALL	3	3
200009-12002	PROGRAM DEL FEE - SPG	3	3
200009-13002	PROGRAM DEL FEE - SUM I	3	4
200009-14002	PROGRAM DEL FEE - SUM II	3	4

Printed on a Xerox 9700 Laser Printing System at the Computing Services Center / Texas A&M University

Form: URGB01 (02/05/85)

Account	Name	Section	Page
200009-20200	PROGRAM DELIVERY FEE - BAD DEBT	3	4
200009-20300	PROG DEL FEE - OFF CAMPUS EXPANSION	3	4
200009-20305	PROG DEL FEE - COLLIN HIGHER ED CTR	3	4
200009-20500	PROG DEL FEE RESERVE	3	4
200010-11002	ONLINE OOS DIST FEE - FALL	3	4
200010-12002	ONLINE OOS DIST FEE - SPRING	3	4
200010-13002	ONLINE OOS DIST FEE - SUMMER I	3	4
200010-14002	ONLINE OOS DIST FEE - SUMMER II	3	5
200010-20200	ONLINE OOS DIST FEE BAD DEBT	3	5
200011-11002	NURSING DIFFERENTIAL - FALL	3	5
200011-12002	NURSING DIFFERENTIAL - SPRING	3	5
200011-13002	NURSING DIFFERENTIAL - SUMMER I	3	5
200011-20200	NURSING DIFFERENTIAL - BAD DEBT	3	5
200011-20300	NURSING DIFFERENTIAL - OPERATING	3	5
200100-20300	ALUMNI RELATIONS	3	5
200100-20301	PRIDE	3	5
200102-20300	ARTISTS IN RESIDENCE	3	6
200104-20300	A&M SYSTEM SUPPORT	3	6
200106-20300	ATHLETIC GRADUATE ASSTS	3	6
200200-20300	BANK SERVICE CHARGES	3	6
200306-20300	CREDIT CARD SERVICES	3	6
200307-20300	COMMUNITY DEVELOPMENT - SYMPHONY	3	6
200309-20300	CATALOGUES & SCHEDULES	3	6
200311-20300	COUNSELING-CACREP ACCRED	3	6
200313-20300	COMMUNITY ENGAGEMENT	3	6
200313-20302	VPMRK - COMMUNITY RELATIONS	3	7
200400-20300	VP ADVANCEMENT	3	7
200400-20301	ADVANCEMENT OPERATING	3	7
200400-20302	ADVANCEMENT TRAVEL	3	7
200400-20310	VPIA PERM NON-FAC SAL SAVINGS	3	7
200401-20300	ADVANCEMENT SERVICES	3	7
200402-20300	DALLAS ED CTR-BLDG USAGE	3	7
200402-20301	UCD - OPERATING	3	7
200402-20310	NAVARRO COLLEGE BLDG USAGE	3	8
200485-20300	SUMMER BUSINESS MODEL	3	8
200490-20300	DEAN CSE	3	8
200490-20301	RES - DEAN CSE	3	8
200495-20300	ORSP DIRECTOR	3	8
200496-20301	RESEARCH COMPLIANCE	3	8
200497-20300	DEAN CHSSA	3	8
200497-20301	RES-DEAN CHSSA	3	8
200498-20300	DEAN COLL EDUC & HUMAN SERVICES	3	8
200498-20302	DEAN COLL ED & HS - INST MEMBERSH	3	9
200499-20300	DEAN COB	3	9
200500-20300	ENROLLMENT MANAGEMENT	3	9
200500-20301	ENROLLMENT MGT-MAILING COSTS	3	9
200500-20303	ENROLLMENT MGMT-RECRUIT RESOURCES	3	9
200500-20304	EM-TELECOUNSELING	3	9
200500-20305	EM-EMAS	3	9
200500-20308	ENRO MGMT - CALL CENTER	3	9
200505-20300	SCHOLARSHIPS	3	9

Printed on a Xerox 9700 Laser Printing System at the Computing Services Center / Texas A&M University

Form: URGB01 (02/05/85)

Account	Name	Section	Page
200505-20302	DEC COMMERCE GRADS SCH-PRES ENH	3	10
200505-20308	SCHOLARSHIPS - GRADUATE	3	10
200505-20320	ENRO SCHOLARSHIP FUNDING	3	10
200520-20305	REGENTS / MAYO SCHOLARSHIPS	3	10
200520-20310	DEPENDENT SCHOLARSHIPS	3	10
200520-20315	CONTINGENCY SCHOLARSHIPS	3	10
200520-20320	COMPUTER SCIENCE SCHOLARSHIPS	3	10
200600-20300	FACULTY DEVELOPMENT	3	10
200600-20303	FACULTY DEV - EDUCATION	3	10
200601-20300	HR - RECRUITMENT	3	11
200602-20300	FACULTY SENATE	3	11
200605-20300	AWARDS REGENTS & MAYO PROFESSORSHIP	3	11
200801-20300	HONORS	3	11
200802-20300	HEALTH SERVICES	3	11
200803-20301	HONORS COLLEGE FUNDING CURRENT YEAR	3	11
200902-20300	INSTITUTIONAL MEMBERSHIPS	3	11
200903-20300	INSURANCE POLICIES	3	11
201200-20300	LIBRARY - LATE NIGHT COMPUTER LAB	3	12
201300-20300	MATCHING FUNDS: SEOG	3	12
201301-20300	MUSIC ACTIVITIES	3	12
201301-20301	MUSIC - AUXILIARY CORP INSTRUCTION	3	12
201301-20302	MUSIC - BAND TRIPS	3	12
201301-20303	MUSIC - INSTRUMENT REPAIR	3	12
201301-20305	MUSIC - STUDENT BAND ACTIVITIES	3	12
201301-20306	MUSIC DEPARTMENT SCHOLARSHIPS	3	12
201301-20307	MUSIC - MARCHING BAND	3	12
201301-20309	MUSIC-CHORALE	3	13
201302-20300	MARKETING-RECRUITMENT	3	13
201303-20300	MEDIA PLACEMENT	3	13
201304-20300	STUDENT SUPPORT SERVICES	3	13
201306-20300	METROPLEX-LEASE	3	13
201308-20300	MUSIC LICENSE FEES	3	13
201575-20301	CHIEF OF STAFF OPERATIONS	3	13
201601-20300	PRESIDENT'S HOME	3	13
201603-20300	PRESIDENT'S OFFICE	3	13
201603-20303	FLAG FUND	3	14
201603-20310	DEFERRED COMP	3	14
201604-20300	PRESIDENTIAL RECOGNITION	3	14
201607-20300	EXECUTIVE SEARCHES & RELOCATION	3	14
201616-20300	PRESIDENTIAL COMMITTEES	3	14
201800-20300	RECORD RETENTION - DOC SHREDDING	3	14
201802-20300	RODEO SCHOLARSHIPS	3	14
201914-20300	SYSTEM EMP BENEFITS ADVISORY COUN	3	14
201915-20300	SCHOLARSHIPS-EMPL-PRES-ENHAN	3	14
201928-20300	STAFF COUNCIL	3	14
201929-20300	SARA PROGRAM	3	15
202008-20300	TEXAS AFFORDABLE BACCALAUREATE TAB	3	15
202010-20300	TAMUC RODEO TEAM	3	15
202100-20300	MANE EVENT DAY	3	15
202103-20300	UPWARD BOUND	3	15
202104-20300	UTILITIES	3	15

Printed on a Xerox 9700 Laser Printing System at the Computing Services Center / Texas A&M University

Form: URGB01 (02/05/85)

Account	Name	Section	Page
202201-20300	VETERAN'S AFFAIRS	3	15
202280-20300	VPBA LEADERSHIP COHORT	3	15
202290-20301	CIO - OPERATING	3	16
202290-20307	CIO - WEB PORTAL	3	16
202295-20300	PROVOST & ACAD AFFAIRS	3	16
202296-20300	VP BUSINESS & ADMINISTRATION	3	16
202296-20302	BUDGET REVIEW & DEVELOPMENT COUNCIL	3	16
202297-20300	MEDIA & PUBLIC RELATIONS	3	16
202297-20301	COMMUNITY RELATIONS	3	16
202301-20300	WORK STUDY-MATCHING STUDENT SERVICE	3	16
202302-20300	WORK STUDY-MATCHING/ACADEMIC	3	17
202304-20300	STATE WORK STUDY MATCH-ACADEMIC	3	17
202305-20300	STATE WORK STUDY MATCH-STUDENT SERV	3	17
202800-20300	RES-BUDGET ADJUSTMENTS-CORR	3	17
202800-20301	UNALLOCATED BUDGET	3	17
202800-20304	TRANSITIONAL SALARY RESERVES	3	17
202801-20301	RES-VPAA SUMMER ADJUNCTS	3	17
202802-20300	RESERVE BUSINESS & ADMIN	3	17
202804-20300	RES FOR BUDGET ADJ-SA	3	18
202805-20300	PRESIDENT'S CONTINGENCY	3	18
202806-20300	RESERVE PROV CONTINGENCY AA	3	18
202816-20300	KOREAN PROGRAM -AGREEMENT ADJ ALLOW	3	18
202821-20300	ATHLETIC POST SEASON SUPPORT	3	18
202821-20301	EXCISE TAX	3	18
202822-20300	RES - EVENT CENTER	3	18
210011-20300	ASSESSMENT SERVICES FEES	3	18
210012-10000	ENROLLMENT FEE-REVENUE	3	18
210012-20200	FRESHMAN ADMISS - BAD DEBT	3	19
210012-20300	FRESHMAN ADMISSIONS	3	19
210013-20300	APP FEES-GRAD/DOM & INTL	3	19
210013-20302	DEGREEWORKS SPECIALIST	3	19
210013-20309	THESIS/DISSERTATION SPECIALIST	3	19
210018-10000	INTERNATIONAL STD ADMIN FEE-REV	3	19
210018-20300	INTERNATIONAL STD ADMIN FEE	3	19
210029-11002	CBE GRAD SCHOOL PROGRAM FEE FALL	3	19
210029-12002	CBE GRAD SCHOOL PROGRAM FEE SPRING	3	20
210029-13002	CBE GRAD SCHOOL PROGRAM FEE SUM I	3	20
210029-14002	CBE GRAD SCHOOL PROGRAM FEE SUM II	3	20
210029-20300	COB GRAD SCHOOL PROGRAM FEE OPERATE	3	20
210032-20300	COMPUTING TELECOM & INFO SRVS	3	20
210032-20305	IT HDWE MAINT	3	20
210045-20210	CPD - UIL	3	20
210050-20208	CPD-LICENSING	3	21
210050-20904	CPD-SPECIAL PROGRAMS	3	21
210050-20949	CPD-ADMINISTRATIVE OVERHEAD	3	21
210050-20950	CPD-RES-SALARY CHANGES	3	21
210060-20300	FINANCIAL AID & SCHOLARSHIPS	3	21
210060-20301	FINANCIAL AID - ADMIN COST	3	21
210070-20300	GRADUATION COSTS	3	22
210122-20302	LIBRARY-INSTRUCTIONAL LAB MONITORS	3	22
210125-20300	LION'S CAMP	3	22

Printed on a Xerox 9700 Laser Printing System at the Computing Services Center / Texas A&M University

Account	Name	Section	Page
210160-20300	INTEGRATED-EDUCATIONAL CLINIC	3	22
210180-20300	PURCHASING - CITIBANK REBATE EXP	3	22
210190-11002	STUDENT FEE COLLECTIONS	3	22
210190-20300	STUDENT FEE COLLECTIONS	3	22
210191-20302	SPECIAL EVENTS-COLL EDUCATION	3	23
210191-20303	SPECIAL EVENTS - CSE	3	23
210193-20300	VPAA PROFESSIONAL DEVELOPMENT	3	23
210196-20300	SPECIAL EVENTS-PRES-OFFICL FCTN	3	23
210197-20300	SPECIAL EVENTS VP BUSINESS & ADMIN	3	23
210449-20300	DESIGNATED-REMISSIONS & EXEMPTIONS	3	23
210451-20306	RES NON-FACULTY SAL INC OTHER	3	23
210452-20301	RES - DES FAC SALARY INC	3	23
210452-20302	RES-DES NON-FAC SALARY INC	3	23
210452-20303	RES - EQUITY ADJUSTMENTS	3	24
210452-20304	RES - FUTURE MERIT	3	24
210459-	RES - FRINGE BENEFITS	3	24
210465-	ACA PAYMENTS	3	24
210994-20301	PRES - RESERVE FOR PERMANENT ADJUST	3	24
210997-20320	PLANNED MAINTENANCE	3	24
210997-20330	PLANNED MAINTENANCE - AUX PROJECTS	3	24
210997-20345	TURF REPLACEMENT	3	24
215000-11002	USF - FALL	3	24
215000-11003	USF - GT - FALL	3	25
215000-12002	USF - SPRING	3	25
215000-12003	USF - GT - SPRING	3	25
215000-13002	USF - SUM I	3	25
215000-13003	USF - GT - SUM I	3	25
215000-14002	USF - SUM II	3	25
215000-14003	USF - GT - SUM II	3	25
215000-20200	USF - BAD DEBT	3	25
215000-20301	USF-CREDIT CARD CHARGES	3	25
215000-20319	USF - GT - PERM FY19 & BEYOND	3	25
215100-20500	USF - TECH FEE RES	3	26
215101-20300	USF-CONTRACT SVCS PYMT IT	3	26
215101-20301	USF-CONTRACT SVCS-CONTINGENCY	3	26
215102-20300	USF-DOCUMENT MGMT SYSTEM	3	26
215102-20302	USF-INST TECH MICROSOFT AGREEMENT	3	26
215102-20308	USF-IT SOFTWARE MAINT	3	26
215105-20300	USF - LIBRARY	3	26
215105-20500	USF - LIBRARY RES	3	26
215110-20300	USF - INTERNAT EDUC SCHOLARSHIPS	3	26
215115-20300	USF - TRANSCRIPT FEE	3	27
215115-20500	USF - TRANSCRIPT RES	3	27
215120-20300	USF - TUTORING FEE	3	27
215120-20500	USF - TUTORING RES	3	27
215125-20300	USF - ADVISING FEE	3	27
215125-20301	USF - VPSAS - ADVISING	3	27
215125-20302	USF - CHSSA ADVISING	3	27
215125-20303	USF - COEHS ADVISING	3	27
215125-20304	USF - COB ADVISING	3	28
215125-20305	USF - GRAD ADVISING	3	28

Form: URGB01 (02/05/85)
Printed on a Xerox 9700 Laser Printing System at the Computing Services Center / Texas A&M University

Form: URGB01 (02/05/85)

Account	Name	Section	Page
215125-20306	USF - UCOLL ADVISING	3	28
215125-20307	USF - CSE ADVISING	3	28
215125-20500	USF - ADVISING RES	3	28
215130-20300	USF - STUDENT IDENTIFICATION	3	28
215130-20301	USF - STUDENT ID - SRSC RENTAL	3	28
215130-20302	USF - STUDENT ID - EQUIPMENT	3	28
215130-20500	USF STUDENT ID - RES	3	29
215135-20300	USF -STUDENT HEALTH SERVICES	3	29
215137-20300	USF - COUNSELING SERVICES	3	29
215140-20300	USF - CAMPUS TRANSPORTATION	3	29
215200-20300	USF - CHSSA ENHANCEMENT FEE	3	29
215225-20300	USF - COEHS ENHANCEMENT FEE	3	29
215230-20300	USF - COB ENHANCEMENT FEE	3	29
215235-20300	USF - CSE ENHANCEMENT FEE	3	29
215240-20300	USF - SCHOOL OF AG ENHANCEMENT FEE	3	29
219990-20300	DESIG TUITION DISCOUNTS	3	30
220000-20300	DESIGNATED - OTHERS	3	30
220010-20300	DES OTHER-INSTRUCTIONAL	3	30
220015-20300	DEST OTHER-RESEARCH	3	30
220020-20300	DEST OTHER-PUBLIC SERVICE	3	30
220025-20300	DEST OTHER-ACADEMIC SUPPORT	3	30
220030-20300	DEST OTHER-STUDENT SERVICES	3	30
220035-20300	DEST OTHER-INSTITUTIONAL SUPPORT	3	30
220040-20300	DEST OTHER - OMP	3	31
220060-20300	DEST OTHER-SCHOLARSHIPS	3	31
220401-20300	DESIG TUITION SET ASIDE-UNDERGRAD	3	31
220401-20301	DESIG TUITION SET ASIDE-HONORS	3	31
220401-20302	DESIG TUITION SET ASIDE - ATHL	3	31
220402-20300	DESIG TUITION SET ASIDE-GRAD	3	31
222001-	TPEG - RESIDENTS	3	31
222002-	TPEG - NON RESIDENTS	3	31
222900-20300	RES-INVESTMENT EARNINGS	3	31
240000-20300	FACILITIES REPORTING & ENERGY	3	31
240000-20305	FACILITIES - E&G DOOR ACCESS	3	32
240052-20300	ASSOCIATE VPBA	3	32
240052-20301	AVP - TRECS MAINT	3	32
240053-20300	VPBA TRAVEL FUND	3	32
240080-20301	ENVIRONMENTAL MGMT OPER	3	32
240090-20300	FACILITIES CNTRACT - OPERATING	3	32
240090-20301	FACILITIES CONTRACT SAVINGS	3	32
240090-20303	FACILITIES CONTRACT - IRRIGATION	3	32
242040-20300	BUDGET OFFICE	3	32
242045-20300	BUSINESS SERVICES	3	33
242045-20303	SVCS AGREEMENT - CUSTOMER'S BANK	3	33
242062-20300	ACCOUNTING SERVICES	3	33
242062-20303	ACCT SVCS - CONCUR ANUAL MAINT	3	33
242062-20305	ARMORED CAR SERVICES	3	33
242080-20300	HR - OPERATIONS	3	33
242080-20302	HR - BENEFITS & RETIREMENT	3	33
242080-20306	HR - BACKGROUND SCREENING	3	33
242080-20312	HR - WELLNESS	3	33

Printed on a Xerox 9700 Laser Printing System at the Computing Services Center / Texas A&M University

Form: URGB01 (02/05/85)

Account	Name	Section	Page
242080-20316	HR-EMPLOYEE ASSISTANCE PROGRAM	3	34
242085-20300	PAYROLL	3	34
242120-20300	MAIL SERVICE	3	34
242160-20300	PURCHASING	3	34
242160-20301	PURCHASING - HUB	3	34
242160-20302	PURCHASING - ONLINE PROCUREMENT SYS	3	34
242165-20300	CONTRACT ADMINISTRATION	3	34
242180-20300	TRAINING & DEVELOPMENT - OPERATIONS	3	34
242180-20301	EMPLOYEE RECOGNITION PROGRAM	3	34
242185-20300	COMPLIANCE	3	35
242190-20300	SAFETY OFFICE	3	35
242190-20302	SAFETY OFFICE - FIRE SYSTEMS	3	35
242190-20307	LAB SAFETY	3	35
242190-20310	SAFETY OFFICE - EVENT SERVICES	3	35
242195-20300	SHIPPING/RECEIVING	3	35
242210-20300	UNIVERSITY POLICE	3	35
242210-20301	UPD - IRIS/PAWS/LYNX	3	35
242210-20303	UPD - CAMERA SURVEILLANCE	3	35
242210-20305	UPD - UNIFORM CLEANING	3	36
242210-20700	UNIVERSITY POLICE CONT SERVICE	3	36
250000-20300	DEAN OF GRAD STUDIES	3	36
250010-20300	ART	3	36
250010-20301	ART EQUIPMENT REPAIR	3	36
250010-20302	ART COMMUNICATIONS - OP	3	36
250080-20300	HISTORY	3	36
250120-20300	LIT & LANG	3	36
250120-20301	LIT & LANG - POSTCRIPTS	3	37
250120-20302	COMM SKILLS CTR - OPER	3	37
250130-20300	MUSIC	3	37
250130-20700	MUSIC CONTRACTED SERVICES	3	37
250131-20300	THEATRE	3	37
250131-20301	JOURNALISM/RTV/SPEECH	3	37
250160-20300	POLITICAL SCIENCE	3	37
250190-20300	SOC & CRIMINAL JUSTICE	3	37
250510-20300	AG SCI	3	37
250520-20300	BIO & EARTH SCI	3	38
250520-20301	BIO & EARTH SCI LAB	3	38
250520-20306	BIOLOGY - VIVARIUM	3	38
250530-20300	CHEMISTRY	3	38
250530-20301	CHEMISTRY LAB SUPPLIES	3	38
250531-20300	COMP SCI & INFO SYSTEMS	3	38
250630-20300	MATHEMATICS	3	38
250660-20300	PHYSICS	3	38
250660-20301	PHYSICS - EQUIP MAINT	3	39
250660-20302	PHYSICS LAB SUPPLIES	3	39
250770-20300	INT SCIENCE LAB SUPPLIES	3	39
251003-20300	PLANETARIUM	3	39
251030-20300	COUNSELING	3	39
251051-20300	CURRICULUM AND INSTRUCTION	3	39
251051-20301	EDCI SUPERVISORY TRAVEL	3	39
251055-20300	EDUCATIONAL LEADERSHIP	3	39

Printed on a Xerox 9700 Laser Printing System at the Computing Services Center / Texas A&M University

Form: URGB01 (02/05/85)

Account	Name	Section	Page
251055-20301	EDL-QEP GLOBAL FELLOWS COURSE DEV	3	40
251055-20302	EDAD SUPERVISORY TRAVEL	3	40
251060-20300	HELT OPERATING	3	40
251080-20300	HEALTH & HUMAN PERFORMANCE	3	40
251081-20300	ATHLETIC TRAINING ED PROGRAM	3	40
251160-20300	PSYCHOLOGY & SPEC ED	3	40
251160-20301	PSYCH & SPEC ED TRVL	3	40
251190-20301	COMM COLLEGE ED CENTER	3	40
251191-20300	SOCIAL WORK	3	41
251270-20300	ED CERTIFICATION & ACAD SERV	3	41
251300-20300	NURSING PROGRAM	3	41
251300-20301	NURSING - MEDICAL RELATED EXPENSES	3	41
251599-20300	ASSESSMENT SERVICES	3	41
252000-20300	LIBRARY	3	41
252000-20301	LIBRARY COMPUTER SUPPORT	3	41
252010-20300	ACCOUNTING	3	41
252050-20300	ECONOMICS & FINANCE	3	41
252070-20300	MARKETING & BUSINESS ANALYTICS	3	42
252090-20300	INDUSTRIAL ENG TECH	3	42
252093-20300	CONSTRUCTION ENGINEERING	3	42
252095-20300	ELECTRICAL ENGINEERING	3	42
252130-20300	MANAGEMENT	3	42
252150-20300	APPLIED SCIENCES - BAAS	3	42
256000-20300	VPAA OPERATING	3	42
256000-20303	COB GRADUATE RECRUITER	3	42
256000-20304	CHSSA GRADUATE RECRUITER	3	42
256000-20305	COEHS GRADUATE RECRUITER	3	42
256000-20306	COSE GRADUATE RECRUITER	3	43
256002-20300	DEAN OF STUDENTS	3	43
256030-20300	CAREER DEVELOPMENT	3	43
256040-20300	SDRS OPERATING	3	43
256040-20301	DISABILITY RES - ADA ACCOMODATIONS	3	43
256052-20300	ADM-TX COMM APP	3	43
256060-20300	ADMISSIONS	3	43
256180-20300	REGISTRAR	3	43
256183-20300	ORIENTATION MENTORS	3	44
256193-20300	FINANCIAL AID O&M	3	44
257080-20300	HONORS COLLEGE - OPER	3	44
257120-20300	EXTENDED UNIVERSITY	3	44
257130-20300	METROPLEX	3	44
257130-20301	METROPLEX TELECOMMUNICATIONS	3	44
257135-20300	UNIVERSITY COLLEGE	3	44
257140-20300	NAVARRO-EXCELLENCE	3	44
257145-20300	CHEC OPERATING	3	45
257151-20300	RES-OFF CAMPUS TRAVEL	3	45
257190-20300	RETENTION INITIATIVES	3	45
257590-20300	INTERNATIONAL STUDIES	3	45
257700-20300	MIDLOTHIAN CAMPUS	3	45
260000-20300	PRESIDENT'S OFFICE	3	45
260045-20300	DIVERSITY - OPERATIONS	3	45
261010-20300	KETR STAFF & OPERATING	3	45

Printed on a Xerox 9700 Laser Printing System at the Computing Services Center / Texas A&M University

Form: URGB01 (02/05/85)

Account	Name	Section	Page
261010-20301	KETR-NATIONAL PUBLIC RADIO	3	45
261090-20300	INSTITUTIONAL RESEARCH	3	46
261095-20300	QEP	3	46
261190-20300	INSTITUTIONAL EFFECTIVENESS	3	46
261650-20300	SAM RAYBURN SERIES ON RURAL LIFE	3	46
261650-20301	SAM RAYBURN SPEAKER SERIES	3	46
264120-20300	CHIEF MARKETING OFFICER	3	46
264120-20301	MARKETING CAMPAIGN	3	46
264130-20300	MARKETING COMMUNICATIONS	3	46
264130-20301	MARCOMM - LOCALIST	3	46
272000-20300	TRANSPORTATION	4	1
272050-	LUMP SUM VACATION RESERVE	4	1
272100-	UNEMPLOYMENT COMP INS RESERVE (UCI)	4	1
285400-20300	MAJOR MAINTENANCE	3	47
285401-20460	ENERGY CONSERVATION DEBT SVC	3	47
297001-00000	DESIGNATED DEBT SERVICE	3	47
297010-20300	NACUBO INSTRUCTION	3	47
297010-20301	NACUBO ACADEMIC SUPPORT	3	47
297010-20302	NACUBO STUDENT SERVICES	3	47
297010-20303	NACUBO SCHOLARSHIPS	3	47
297010-20304	NACUBO INSTITUTIONAL SUPPORT	3	47
297010-20305	NACUBO O&M OF PLANT	3	48
297010-20306	NACUBO PUBLIC SERVICES	3	48
297010-20307	NACUBO RESEARCH	3	48
300001-20322	ATHLETICS ENHANCEMENT	5	1
300005-11002	ATHLETIC FEE FALL	5	1
300005-12002	ATHLETIC FEE SPRING	5	1
300005-13002	ATHLETIC FEE SUM I	5	1
300005-14002	ATHLETIC FEE SUM II	5	1
300005-20200	ATHLETIC FEE - BAD DEBT EXPENSE	5	1
300006-20301	ALL SPORTS BANQUET	5	1
300007-20101	ATH SCHOLARSHIPS M BASKETBALL	5	1
300007-20102	ATH SCHOLARSHIPS - W BASKETBALL	5	1
300007-20103	ATH SCHOLARSHIPS - FOOTBALL	5	1
300007-20104	ATH SCHOLARSHIPS - MEN'S GOLF	5	2
300007-20105	ATH SCHOLARSHIPS - SOCCER	5	2
300007-20106	ATH SCHOLARSHIPS - MEN'S TRACK/CC	5	2
300007-20107	ATH SCHOLARSHIPS - WOMEN'S TRACK/CC	5	2
300007-20108	ATH SCHOLARSHIPS-WOMEN'S VOLLEYBALL	5	2
300007-20109	ATH SCHOLARSHIPS - WOMEN'S GOLF	5	2
300007-20117	ATH SCHOLARSHIPS - SOFTBALL	5	2
300007-20350	ATHLETIC SCHOLARSHIPS - RES	5	2
300030-15000	REVENUE-FOOTBALL	5	2
300030-70001	SALARIES-FOOTBALL	5	3
300030-70003	RECRUITING-FOOTBALL	5	3
300030-70004	TEAM TRAVEL-FOOTBALL	5	3
300030-70005	EQUIP/UNIF/SUPPLIES-FOOTBALL	5	3
300030-70006	ATHLETE MEALS(NT)-FOOTBALL	5	3
300030-70007	GENERAL EXPENSES-FOOTBALL	5	3
300031-15000	REVENUE-MEN'S BASKETBALL	5	3
300031-70001	SALARIES-MEN'S BASKETBALL	5	3

Printed on a Xerox 9700 Laser Printing System at the Computing Services Center / Texas A&M University

Form: URGB01 (02/05/85)

Account	Name	Section	Page
300031-70003	RECRUITING-MEN'S BASKETBALL	5	3
300031-70004	TEAM TRAVEL-MEN'S BASKETBALL	5	4
300031-70005	EQUIP/UNIF/SUPPLIES-MEN'S BASKETBAL	5	4
300031-70006	ATHLETE MEALS(NT)-MEN'S BASKETBALL	5	4
300031-70007	GENERAL EXPENSES-MEN'S BASKETBALL	5	4
300032-15000	REVENUE-WOMEN'S BASKETBALL	5	4
300032-70001	SALARIES-WOMEN'S BASKETBALL	5	4
300032-70003	RECRUITING-WOMEN'S BASKETBALL	5	4
300032-70004	TEAM TRAVEL-WOMEN'S BASKETBALL	5	4
300032-70005	EQUIP/UNIF/SUPPLIES-WOMEN'S BASKETB	5	4
300032-70006	ATHLETE MEALS(NT)-WOMEN'S BASKETBAL	5	5
300032-70007	GENERAL EXPENSES-WOMEN'S BASKETBALL	5	5
300033-70001	SALARIES-MEN'S GOLF	5	5
300033-70003	RECRUITING-MEN'S GOLF	5	5
300033-70004	TEAM TRAVEL-MEN'S GOLF	5	5
300033-70005	EQUIP/UNIF/SUPPLIES-MEN'S GOLF	5	5
300033-70007	GENERAL EXPENSES-MEN'S GOLF	5	5
300034-70001	SALARIES-WOMEN'S GOLF	5	5
300034-70003	RECRUITING-WOMEN'S GOLF	5	5
300034-70004	TEAM TRAVEL-WOMEN'S GOLF	5	6
300034-70005	EQUIP/UNIF/SUPPLIES-WOMEN'S GOLF	5	6
300034-70007	GENERAL EXPENSES-WOMEN'S GOLF	5	6
300035-15000	REVENUE-WOMEN'S SOCCER	5	6
300035-70001	SALARIES-WOMEN'S SOCCER	5	6
300035-70003	RECRUITING-WOMEN'S SOCCER	5	6
300035-70004	TEAM TRAVEL-WOMEN'S SOCCER	5	6
300035-70005	EQUIP/UNIF/SUPPLIES-WOMEN'S SOCCER	5	6
300035-70006	ATHLETE MEALS(NT)-WOMEN'S SOCCER	5	6
300035-70007	GENERAL EXPENSES-WOMEN'S SOCCER	5	7
300036-70001	SALARIES-MEN'S TRACK/FIELD	5	7
300036-70003	RECRUITING-MEN'S TRACK/FIELD	5	7
300036-70004	TEAM TRAVEL-MEN'S TRACK/FIELD	5	7
300036-70005	EQUIP/UNIF/SUPPLIES-MEN'S TRACK/FIE	5	7
300036-70006	ATHLETE MEALS(NT)-MEN'S TRACK/FIELD	5	7
300036-70007	GENERAL EXPENSES-MEN'S TRACK/FIELD	5	7
300037-70001	SALARIES-WOMEN'S TRACK/FIELD	5	7
300037-70003	RECRUITING-WOMEN'S TRACK/FIELD	5	7
300037-70004	TEAM TRAVEL-WOMEN'S TRACK/FIELD	5	8
300037-70005	EQUIP/UNIF/SUPPLIES-WOMEN'S TRACK/F	5	8
300037-70006	ATHLETE MEALS(NT)-WOMEN'S TRACK/FIE	5	8
300037-70007	GENERAL EXPENSES-WOMEN'S TRACK/FIEL	5	8
300038-70004	TEAM TRAVEL-MEN'S CC	5	8
300038-70005	EQUIP/UNIF/SUPPLIES-MEN'S CC	5	8
300038-70006	ATHLETE MEALS(NT)-MEN'S CC	5	8
300038-70007	GENERAL EXPENSES-MEN'S CC	5	8
300039-70004	TEAM TRAVEL-WOMEN'S CC	5	8
300039-70005	EQUIP/UNIF/SUPPLIES-WOMEN'S CC	5	8
300039-70006	ATHLETE MEALS(NT)-WOMEN'S CC	5	9
300039-70007	GENERAL EXPENSES-WOMEN'S CC	5	9
300040-15000	REVENUE-VOLLEYBALL	5	9
300040-70001	SALARIES-VOLLEYBALL	5	9

Printed on a Xerox 9700 Laser Printing System at the Computing Services Center / Texas A&M University

Form: URGB01 (02/05/85)

Account	Name	Section	Page
300040-70003	RECRUITING-VOLLEYBALL	5	9
300040-70004	TEAM TRAVEL-VOLLEYBALL	5	9
300040-70005	EQUIP/UNIF/SUPPLIES-VOLLEYBALL	5	9
300040-70006	ATHLETE MEALS(NT)-VOLLEYBALL	5	9
300040-70007	GENERAL EXPENSES-VOLLEYBALL	5	9
300041-15000	REVENUE-SOFTBALL	5	10
300041-70001	SALARIES-SOFTBALL	5	10
300041-70003	RECRUITING-SOFTBALL	5	10
300041-70004	TEAM TRAVEL-SOFTBALL	5	10
300041-70005	EQUIP/UNIF/SUPPLIES-SOFTBALL	5	10
300041-70006	ATHLETE MEALS(NT)-SOFTBALL	5	10
300041-70007	GENERAL EXPENSES-SOFTBALL	5	10
300042-70001	SALARIES-CHEERLEADING	5	10
300042-70007	GENERAL EXPENSES-CHEERLEADING	5	10
300043-70001	SALARIES-DANCE	5	11
300043-70007	GENERAL EXPENSES-DANCE	5	11
300050-90000	ADMIN SALARIES	5	11
300050-90001	DIRECTOR OF ATHLETICS	5	11
300050-90002	ACADEMICS/SWA-ATHLETICS	5	11
300050-90003	ATHLETIC COMMUNICATIONS	5	11
300050-90004	COMPLIANCE-ATHLETICS	5	11
300050-90005	INTERNAL OPERATIONS-ATHLETICS	5	11
300050-90006	EXTERNAL OPERATIONS-ATHLETICS	5	11
300050-90008	ATHLETIC TRAINING	5	12
300050-90009	SPORT PERFORMANCE	5	12
300050-90010	ATHLETICS-MAINTENANCE	5	12
300050-90011	ATH - SSC FACILITIES	5	12
300050-90012	SUMMER AID	5	12
300050-90013	FASTER PROGRAM	5	12
300055-30000	GAME/EVENT OPER.-ALL SPORTS	5	12
300057-30000	SPORTS MEDICINE-ALL SPORTS	5	12
300060-15000	ATHLETIC BEVERAGE FUNDS REVENUE	5	12
300065-15000	ATHLETIC PROGRAMS/CONCESSIONS	5	13
300066-15000	LICENSING REVENUE	5	13
300070-15000	CORPORATE REVENUE	5	13
300100-20500	ATHLETIC VPBA RESERVE	5	13
300100-72000	NCAA AUDIT	5	13
300100-72002	AUXILIARY ASSESSMENT	5	13
300100-72004	ATHLETICS-UTILITIES	5	13
310000-10001	RESLIFE REV-GROUPS	5	13
310000-20200	RESIDENCE LIFE SYSTEM - BAD DEBT	5	13
310000-20300	RESLIFE - UPD	5	14
310000-20301	RESLIFE OPERATIONS	5	14
310000-20302	RESLIFE - WAGES	5	14
310000-20303	RESLIFE INSURANCE PREMIUMS	5	14
310000-20304	RESLIFE CREDIT CARD SERVICES	5	14
310000-20305	RESLIFE DATA AND PHONE	5	14
310000-20306	RESLIFE LAUNDRY CONTRACT	5	14
310000-20307	RESLIFE UTILITIES	5	14
310000-20308	RESLIFE SCHOLARSHIPS	5	14
310000-20309	RESLIFE - ROOM CHARGESCOMP	5	15

Printed on a Xerox 9700 Laser Printing System at the Computing Services Center / Texas A&M University

Form: URGB01 (02/05/85)

Account	Name	Section	Page
310000-20310	RESLIFE CABLE	5	15
310000-20311	RESLIFE - TECHNOLOGY	5	15
310000-20312	RESLIFE PROGRAMMING	5	15
310000-20313	RESLIFE - DOOR ACCESS	5	15
310000-20315	RESLIFE LLCS	5	15
310000-20316	PRO STAFF TRAINING	5	15
310000-20317	GRADUATE EXPERIENCE	5	15
310000-20318	MARKETING	5	15
310000-20319	RESLIFE - RA MEAL CHARGES	5	15
310000-20320	RESLIFE - MAINT PROJ	5	16
310000-20323	RESLIFE - HALL OPERATIONS	5	16
310000-20324	RESLIFE - SUSTAINABILITY	5	16
310000-20326	STUDENT STAFF RECRUITMENT	5	16
310000-20327	STUDENT STAFF TRAINING	5	16
310000-20328	PRO STAFF RECRUITMENT	5	16
310000-20329	PROFESSIONAL DEVELOPMENT	5	16
310000-20360	RESLIFE - FACILITIES CHARGEBACKS	5	16
310000-20401	RESLIFE-DEFERRED MAINT	5	16
310000-20500	RESLIFE - RESERVE	5	16
310000-20800	RESLIFE CUST & MAINT COSTS	5	17
310001-39100	HSG-FACILITIES IMP	5	17
310002-11002	RESLIFE - SINGLE - FALL	5	17
310002-11102	RA HOUSING FALL	5	17
310002-12002	RESLIFE - SINGLE - SPRING	5	17
310002-12102	RA HOUSING SPRING	5	17
310002-13002	RESLIFE - SINGLE - SUM I	5	17
310002-13102	RA HOUSING SUMMER I	5	17
310002-14002	RESLIFE - SINGLE SUM II	5	17
310002-14102	RA HOUSING SUMMER II	5	17
310010-10000	FOOD SERVICES REVENUE	5	18
310010-10002	CAFETERIA SALES-REVENUE	5	18
310010-10003	FOOD SERVICES F/S MEAL PLANS REV	5	18
310010-20200	FOOD SERVICES - BAD DEBT	5	18
310010-20300	FOOD SERVICES MEAL PLAN EXPENSES	5	18
310010-20301	FOOD SERVICES MAINTENANCE	5	18
310010-20302	FOOD SERVICES OPERATIONS	5	18
310010-20303	FOOD SERVICES RESERVE	5	18
310010-20304	FOOD SERVICES UTILITIES	5	18
310010-20308	FOOD SVCS - SRSC RENTAL	5	18
310010-20309	FOOD SERVICES F/S MEAL PLANS EXPEND	5	19
310010-20310	ID CARD SUPPORT	5	19
310010-20311	SCHOLARSHIPS	5	19
310012-11002	MEAL PLANS - FALL	5	19
310012-12002	MEAL PLANS - SPRING	5	19
310012-13002	MEAL PLANS - SUM I	5	19
310012-14002	MEAL PLANS - SUM II	5	19
310041-11002	PRAIRIE CROSSING - FALL	5	19
310041-11102	PRAIRIE CROSSING-RA HOUSING FALL	5	19
310041-12002	PRAIRIE CROSSING - SPRING	5	19
310041-12102	PRAIRIE CROSSING-RA HOUSING SPRING	5	20
310041-13002	PRAIRIE CROSSING - SUMMER I	5	20

Printed on a Xerox 9700 Laser Printing System at the Computing Services Center / Texas A&M University

Form: URGB01 (02/05/85)

Account	Name	Section	Page
310041-14002	PRAIRIE CROSSING - SUMMER II	5	20
310041-20300	P. C. - OTHER OPERATING EXPENSE	5	20
310041-20307	PRAIRIE CROSSING - UTILITIES	5	20
310041-20309	P.C. - RA ROOM CHARGES	5	20
310041-20319	P.C. - RA MEAL CHARGES	5	20
310041-20800	P.C. CUSTODIAL & MAINT OTHER EXP	5	20
310060-11002	PRIDE ROCK - FALL	5	20
310060-11102	PRIDE ROCK-RA HOUSING FALL	5	20
310060-12002	PRIDE ROCK - SPRING	5	21
310060-12102	PRIDE ROCK-RA HOUSING SPRING	5	21
310060-20300	PRIDE ROCK - OPERATING EXPENSE	5	21
310060-20307	PRIDE ROCK - UTILITIES	5	21
310060-20309	PRIDE ROCK - RA ROOM CHARGES	5	21
310060-20319	PRIDE ROCK - RA MEAL CHARGES	5	21
310060-20800	PRIDE ROCK - CUSTODIAL/MAINTENANCE	5	21
310080-11002	PHASE II UNIT - FALL	5	21
310080-11102	PHASE II UNIT - RA HOUSING FALL	5	21
310080-12002	PHASE II UNIT - SPRING	5	21
310080-12102	PHASE II UNIT - RA HOUSING SPRING	5	22
310080-20300	PHASE II UNIT - OPERATING EXPENSE	5	22
310080-20307	PHASE II UNIT - UTILITIES	5	22
310080-20309	PHASE II UNIT - RA ROOM CHARGES	5	22
310080-20319	PHASE II UNIT - RA MEAL CHARGES	5	22
310080-20800	PHASE II UNIT - CUSTODIAL/MAINTENAN	5	22
315000-20200	BOOKSTORE	5	22
315000-20301	BOOKSTORE	5	22
315000-20302	BOOKSTORE SCHOLARSHIPS	5	22
315000-20305	BOOKSTORE - ATHLETICS	5	23
315000-20306	BOOKSTORE - SRSC RENTAL	5	23
319000-10002	POST OFFICE	5	23
320100-20300	ANNOUNCEMENT & RING SALES	5	23
320301-20200	CLC - BAD DEBT EXPENSE	5	23
320301-20300	CHILDREN'S LEARNING CENTER	5	23
320301-20301	CLC-UTILITIES	5	23
320301-20305	CLC - INSURANCE PREMIUM	5	23
320301-20360	CLC - FACILITIES CHARGEBACKS	5	24
320301-20365	CLC - ASSESSMENTS	5	24
321300-10001	RSC REVENUES	5	24
321300-10004	RSC - AUXILIARY RENTALS	5	24
321300-20200	RSC FEE - BAD DEBT EXPENSE	5	24
321300-20300	RSC SAM RAYBURN STUDENT CENTER	5	24
321300-20301	RSC INSURANCE PREMIUMS	5	24
321300-20302	RSC UTILITIES	5	24
321300-20305	RSC PROJECTS	5	24
321300-20306	RSC PROGRAMMING	5	25
321300-20307	RSC - OPERATING	5	25
321300-20308	RSC MARKETING	5	25
321300-20313	RSC CREDIT CARD CHARGES	5	25
321300-20365	RSC - ASSESSMENTS	5	25
321300-20450	RSC PURCHASE OF GOODS FOR RESALE	5	25
321300-20800	RSC WAGES	5	25

Printed on a Xerox 9700 Laser Printing System at the Computing Services Center / Texas A&M University

Account	Name	Section	Page
321300-20801	RSC - REPAIRS	5	25
321302-11002	RSC UNION CENTER FEE - FALL	5	25
321302-12002	RSC UNION CENTER FEE - SPRING	5	26
321302-13002	RSC UNION CENTER FEE - SUM I	5	26
321302-14002	RSC UNION CENTER FEE - SUM II	5	26
321302-20300	RSC UNALLOCATED	5	26
321305-10000	PRIDE SHOP REVENUES	5	26
321305-20300	PRIDE SHOP	5	26
321400-20300	MUSIC SUMMER CAMPS	5	26
321500-20300	ORIENTATION PROGRAMS	5	26
321800-10000	REC CTR NONSTUDENT MEMBERSHIPS	5	27
321800-10001	REC CTR - PURCHASE OF GOODS	5	27
321800-20200	REC CENTER FEE - BAD DEBT EXP	5	27
321800-20300	REC CTR - OPERATING	5	27
321800-20301	REC CTR - AQUATICS	5	27
321800-20302	REC CTR - CLIMBING	5	27
321800-20303	REC CTR - OPERATIONS	5	27
321800-20304	REC CTR - MAINTENANCE	5	27
321800-20305	REC CTR - OFFICE	5	28
321800-20306	REC CTR - AQUATIC MAINT	5	28
321800-20307	REC CTR - WELLNESS	5	28
321800-20308	REC CTR - ADMINISTRATIVE	5	28
321800-20309	REC CTR - INSURANCE	5	28
321800-20310	REC CTR - UTILITIES	5	28
321800-20311	REC CTR - PROGRAMMING	5	28
321800-20312	REC CTR - MARKETING	5	28
321800-20313	REC CTR - CREDIT CARD SVCS UNIV	5	28
321800-20315	REC CTR - CAIN SPORTS COMPLEX	5	29
321800-20318	REC CTR - DEDICATED SALARIES	5	29
321800-20319	REC CTR - FITNESS	5	29
321800-20320	REC - FITNESS EQUIPMENT REPLACEMENT	5	29
321800-20322	REC CTR-INTRAMURALS	5	29
321800-20323	CLUB SPORT PROGRAM	5	29
321800-20360	REC CTR - SSC FACILITIES, MAINT, GR	5	29
321800-20365	MRC - ASSESSMENTS	5	30
321800-20461	DEBT SERVICE - MAC COURT	5	30
321800-20850	REC CTR - RENOVATIONS ABOVE 5000	5	30
321802-11002	REC CTR SPORTS FEE - FALL	5	30
321802-12002	REC CTR SPORTS FEE - SPRING	5	30
321802-13002	REC CTR SPORTS FEE - SUM I	5	30
321802-14002	REC CTR SPORTS FEE - SUM II	5	30
321802-20300	MRC - UNALLOCATED	5	30
321900-20300	STUDENT HEALTH SERVICES	5	30
322100-20300	UNIVERSITY POLICE	5	31
322100-20302	UNIVERSITY PARKING PERMITS	5	31
322101-20300	RES PARKING FACILITIES	5	31
322200-10000	VENDING MACHINE SALES-REV-SNACK	5	31
322200-10001	VENDING MACHINE SALES-REV-DRINK	5	31
323300-20300	COMPUTER SUPPORT-TRANSFER ONLY	5	31
323600-20301	AUXILIARY SERVICES MGMT	5	31
323700-20300	GRP HEALTH INSURANCE RETIREES	5	31

Form: URGB01 (02/05/85)
Printed on a Xerox 9700 Laser Printing System at the Computing Services Center / Texas A&M University

Form: URGB01 (02/05/85)

Account	Name	Section	Page
324600-20300	PHYSICAL PLANT	5	32
324650-20300	AUX ASSESSMENTS	5	32
325999-20300	AUXILIARY-REMISSIONS & EXEMPTION	5	32
326002-20302	RES-AUX ENT NON-FAC SALARY INC	5	32
326900-10000	AUX OP-INVESTMENT EARNINGS	5	32
329993-20300	RES-UNCOMMITTED BUDGET	5	32
330000-11002	STUDENT SERVICES FEE-FALL	5	32
330000-12002	STUDENT SERVICES FEE-SPRING	5	32
330000-13002	STUDENT SERVICES FEE-SUMMER I	5	32
330000-14002	STUDENT SERVICES FEE-SUMMER II	5	33
330000-20200	STUDENT SERVICES FEE-BAD DEBT	5	33
330005-10000	SS-INVESTMENT EARNINGS	5	33
330100-20300	DEAN OF CAMPUS LIFE	5	33
330300-20300	CAREER DEVELOPMENT	5	33
330302-20300	CHILDREN'S LEARNING CENTER	5	33
330305-20102	SAFE SPACES ALLY PROJECT	5	33
330305-20300	COUNSELING CENTER-OPERATING	5	33
330500-20300	EAST TEXAN	5	34
330900-20300	ASSISTANT DEAN FOR CAMPUS LIFE	5	34
330901-20300	INTRAMURALS	5	34
330902-20300	INTERNATIONAL STUDENT OFFICE	5	34
331201-20300	LEGAL SERVICES-CONTRACT	5	34
331210-20300	LEADERSHIP ENGAGEMENT & DEVELOPMENT	5	34
331210-20301	LEADERSHIP ENGAGEMENT & DEV SALARYS	5	34
331210-20302	S.E.E.D.S	5	35
331210-20303	AFFINITY LLC	5	35
331300-20300	MUSIC-CHORALE	5	35
331300-20301	MUSIC - MUSICAL THEATER	5	35
331301-20300	MUSIC-MARCHING AND BASKETBALL BANDS	5	35
331310-20300	MODEL ARAB LEAGUE	5	35
331500-20300	ORIENTATION - STUDENT	5	35
331800-20300	REC CENTER - SALARIES	5	35
331906-20300	STUDENT GOVERNMENT	5	36
331907-20300	STUDENT HEALTH SERVICES	5	36
332100-20300	UNIVERSITY PLAYHOUSE	5	36
332101-20300	UNIVERSITY GALLERY	5	36
332103-20300	CAMPUS ACTIVITIES	5	36
332104-20103	CAMPUS ACT - SAFE COMMITTEE	5	36
332106-20300	OFFICE OF GREEK LIFE	5	36
332108-20300	SDRS STUDENT SERVICE FEES	5	37
332710-20300	CREDIT CARD SERVICES	5	37
332799-20300	STUDENT SRVS REMISSIONS & EXEMPTION	5	37
332803-20300	RES AUX SSF NON-FAC SALARY INC	5	37
332803-20301	RES AUX SSF MERIT RES	5	37
349990-20300	AUXY TUITION DISCOUNTS	5	37
499990-20300	REST TUITION DISCOUNTS	6	1
500001-00000	ESTIMATED REST	6	1
500010-20300	EST REST - INSTRUCTIONAL	6	1
500015-20300	EST REST - RESEARCH	6	1
500020-20300	EST REST - PUBLIC SERVICE	6	1
500030-20300	EST REST - STUDENT SERVICES	6	1

Printed on a Xerox 9700 Laser Printing System at the Computing Services Center / Texas A&M University

Form: URGB01 (02/05/85)

Account	Name	Section	Page
500060-20300	EST REST - SCHOLARSHIPS	6	1

Printed on a Xerox 9700 Laser Printing System at the Computing Services Center / Texas A&M University

Form: URGB01 (02/05/85)

Account	Name	Section	Page

****
* *
* BLANK PAGE *
* *
****

Printed on a Xerox 9700 Laser Printing System at the Computing Services Center / Texas A&M University

Form: URGB01 (02/05/85)

Name	Account	Section	Page
A&M SYSTEM SUPPORT	200104-20300	3	6
AA UNEXPENDED FACULTY MERIT	160050-20312	2	17
AA UNEXPENDED NON-FAC MERIT	160050-20311	2	17
ACA PAYMENTS	210465-	3	24
ACADEMICS/SWA-ATHLETICS	300050-90002	5	11
ACCOUNTING	252010-20300	3	41
ACCOUNTING	122010-20300	2	9
ACCOUNTING SERVICES	162062-20300	2	18
ACCOUNTING SERVICES	242062-20300	3	33
ACCT SVCS - CONCUR ANUAL MAINT	242062-20303	3	33
ADM-TX COMM APP	256052-20300	3	43
ADMIN SALARIES	300050-90000	5	11
ADMISSIONS	256060-20300	3	43
ADVANCEMENT OPERATING	200400-20301	3	7
ADVANCEMENT SERVICES	200401-20300	3	7
ADVANCEMENT TRAVEL	200400-20302	3	7
AFFINITY LLC	331210-20303	5	35
AG SCI	250510-20300	3	37
AGRICULTURAL SCIENCE-RESEARCH TECH	120511-20300	2	6
AGRICULTURAL SCIENCES	120510-20300	2	6
ALL SPORTS BANQUET	300006-20301	5	1
ALUMNI RELATIONS	200100-20300	3	5
ANNOUNCEMENT & RING SALES	320100-20300	5	23
APP FEES-GRAD/DOM & INTL	210013-20300	3	19
APPLIED SCIENCES - BAAS	252150-20300	3	42
APPLIED SCIENCES - BAAS	122150-20300	2	10
ARMORED CAR SERVICES	242062-20305	3	33
ART	250010-20300	3	36
ART	120010-20300	2	5
ART COMMUNICATIONS - OP	250010-20302	3	36
ART EQUIPMENT REPAIR	250010-20301	3	36
ARTISTS IN RESIDENCE	200102-20300	3	6
ASSESSMENT SERVICES	251599-20300	3	41
ASSESSMENT SERVICES	131599-20300	2	14
ASSESSMENT SERVICES FEES	210011-20300	3	18
ASSISTANT DEAN FOR CAMPUS LIFE	330900-20300	5	34
ASSOCIATE VPBA	240052-20300	3	32
ATH - SSC FACILITIES	300050-90011	5	12
ATH SCHOLARSHIPS - FOOTBALL	300007-20103	5	1
ATH SCHOLARSHIPS - MEN'S GOLF	300007-20104	5	2
ATH SCHOLARSHIPS - MEN'S TRACK/CC	300007-20106	5	2
ATH SCHOLARSHIPS - SOCCER	300007-20105	5	2
ATH SCHOLARSHIPS - SOFTBALL	300007-20117	5	2
ATH SCHOLARSHIPS - W BASKETBALL	300007-20102	5	1
ATH SCHOLARSHIPS - WOMEN'S GOLF	300007-20109	5	2
ATH SCHOLARSHIPS - WOMEN'S TRACK/CC	300007-20107	5	2
ATH SCHOLARSHIPS M BASKETBALL	300007-20101	5	1
ATH SCHOLARSHIPS-WOMEN'S VOLLEYBALL	300007-20108	5	2
ATHLETE MEALS(NT)-FOOTBALL	300030-70006	5	3
ATHLETE MEALS(NT)-MEN'S BASKETBALL	300031-70006	5	4
ATHLETE MEALS(NT)-MEN'S CC	300038-70006	5	8

Printed on a Xerox 9700 Laser Printing System at the Computing Services Center / Texas A&M University

Form: URGB01 (02/05/85)

Name	Account	Section	Page
ATHLETE MEALS(NT)-MEN'S TRACK/FIELD	300036-70006	5	7
ATHLETE MEALS(NT)-SOFTBALL	300041-70006	5	10
ATHLETE MEALS(NT)-VOLLEYBALL	300040-70006	5	9
ATHLETE MEALS(NT)-WOMEN'S BASKETBAL	300032-70006	5	5
ATHLETE MEALS(NT)-WOMEN'S CC	300039-70006	5	9
ATHLETE MEALS(NT)-WOMEN'S SOCCER	300035-70006	5	6
ATHLETE MEALS(NT)-WOMEN'S TRACK/FIE	300037-70006	5	8
ATHLETIC BEVERAGE FUNDS REVENUE	300060-15000	5	12
ATHLETIC COMMUNICATIONS	300050-90003	5	11
ATHLETIC FEE - BAD DEBT EXPENSE	300005-20200	5	1
ATHLETIC FEE FALL	300005-11002	5	1
ATHLETIC FEE SPRING	300005-12002	5	1
ATHLETIC FEE SUM I	300005-13002	5	1
ATHLETIC FEE SUM II	300005-14002	5	1
ATHLETIC GRADUATE ASSTS	200106-20300	3	6
ATHLETIC POST SEASON SUPPORT	202821-20300	3	18
ATHLETIC PROGRAMS/CONCESSIONS	300065-15000	5	13
ATHLETIC SCHOLARSHIPS - RES	300007-20350	5	2
ATHLETIC TRAINING	300050-90008	5	12
ATHLETIC TRAINING ED PROGRAM	251081-20300	3	40
ATHLETIC VPBA RESERVE	300100-20500	5	13
ATHLETICS ENHANCEMENT	300001-20322	5	1
ATHLETICS-MAINTENANCE	300050-90010	5	12
ATHLETICS-UTILITIES	300100-72004	5	13
AUX ASSESSMENTS	324650-20300	5	32
AUX OP-INVESTMENT EARNINGS	326900-10000	5	32
AUXILIARY ASSESSMENT	300100-72002	5	13
AUXILIARY SERVICES MGMT	323600-20301	5	31
AUXILIARY-REMISSIONS & EXEMPTION	325999-20300	5	32
AUXY TUITION DISCOUNTS	349990-20300	5	37
AVP - BUSINESS ADMIN	160052-20300	2	18
AVP - TRECS MAINT	240052-20301	3	32
AWARDS REGENTS & MAYO PROFESSORSHIP	200605-20300	3	11
BANK SERVICE CHARGES	200200-20300	3	6
BIO & EARTH SCI	250520-20300	3	38
BIO & EARTH SCI LAB	250520-20301	3	38
BIOLOGICAL & EARTH SCIENCES	120520-20300	2	7
BIOLOGY - VIVARIUM	250520-20306	3	38
BOOKSTORE	315000-20200	5	22
BOOKSTORE	315000-20301	5	22
BOOKSTORE - ATHLETICS	315000-20305	5	23
BOOKSTORE - SRSC RENTAL	315000-20306	5	23
BOOKSTORE SCHOLARSHIPS	315000-20302	5	22
BUDGET OFFICE	242040-20300	3	32
BUDGET OFFICE	162040-20300	2	18
BUDGET REVIEW & DEVELOPMENT COUNCIL	202296-20302	3	16
BUSINESS SERVICES	242045-20300	3	33
BUSINESS SERVICES	162045-20300	2	18
CAFETERIA SALES-REVENUE	310010-10002	5	18
CAMPUS ACT - SAFE COMMITTEE	332104-20103	5	36
CAMPUS ACTIVITIES	332103-20300	5	36

Printed on a Xerox 9700 Laser Printing System at the Computing Services Center / Texas A&M University

Form: URGB01 (02/05/85)

Name	Account	Section	Page
CAREER DEVELOPMENT	330300-20300	5	33
CAREER DEVELOPMENT	166030-20300	2	20
CAREER DEVELOPMENT	256030-20300	3	43
CATALOGUES & SCHEDULES	200309-20300	3	6
CBE GRAD SCHOOL PROGRAM FEE FALL	210029-11002	3	19
CBE GRAD SCHOOL PROGRAM FEE SPRING	210029-12002	3	20
CBE GRAD SCHOOL PROGRAM FEE SUM I	210029-13002	3	20
CBE GRAD SCHOOL PROGRAM FEE SUM II	210029-14002	3	20
CHEC OPERATING	257145-20300	3	45
CHEMISTRY	250530-20300	3	38
CHEMISTRY	120530-20300	2	7
CHEMISTRY LAB SUPPLIES	250530-20301	3	38
CHIEF MARKETING OFFICER	264120-20300	3	46
CHIEF MARKETING OFFICER	164120-20300	2	20
CHIEF OF STAFF	160040-20300	2	17
CHIEF OF STAFF OPERATIONS	201575-20301	3	13
CHILDREN'S LEARNING CENTER	330302-20300	5	33
CHILDREN'S LEARNING CENTER	320301-20300	5	23
CHSSA - ACADEMY OF LIBERAL ARTS	131000-20302	2	13
CHSSA - LIBERAL STUDIES	131000-20301	2	13
CHSSA ADVISING	131000-20305	2	13
CHSSA GRADUATE RECRUITER	256000-20304	3	42
CIO - OPERATING	202290-20301	3	16
CIO - WEB PORTAL	202290-20307	3	16
CLC - ASSESSMENTS	320301-20365	5	24
CLC - BAD DEBT EXPENSE	320301-20200	5	23
CLC - FACILITIES CHARGEBACKS	320301-20360	5	24
CLC - INSURANCE PREMIUM	320301-20305	5	23
CLC-UTILITIES	320301-20301	5	23
CLUB SPORT PROGRAM	321800-20323	5	29
COB GRAD SCHOOL PROGRAM FEE OPERATE	210029-20300	3	20
COB GRADUATE RECRUITER	256000-20303	3	42
COEHS - MENTOR CENTER	121275-20300	2	8
COEHS GRADUATE RECRUITER	256000-20305	3	42
COEHS MATH/SCIENCE TEACHER PREP	160049-20303	2	17
COMM COLLEGE ED CENTER	251190-20301	3	40
COMM SKILLS CTR - OPER	250120-20302	3	37
COMMUNITY COLLEGE OUTREACH	127125-20300	2	10
COMMUNITY DEVELOPMENT - SYMPHONY	200307-20300	3	6
COMMUNITY ENGAGEMENT	200313-20300	3	6
COMMUNITY ENGAGEMENT&MEDIA RELATION	164140-20300	2	20
COMMUNITY RELATIONS	202297-20301	3	16
COMP SCI & INFO SYSTEMS	250531-20300	3	38
COMPLIANCE	242185-20300	3	35
COMPLIANCE	162185-20300	2	19
COMPLIANCE-ATHLETICS	300050-90004	5	11
COMPUTER SCIENCE & INFO SYSTEM	120531-20300	2	7
COMPUTER SCIENCE SCHOLARSHIPS	200520-20320	3	10
COMPUTER SUPPORT-TRANSFER ONLY	323300-20300	5	31
COMPUTING TELECOM & INFO SRVS	210032-20300	3	20
CONSTRUCTION ENGINEERING	252093-20300	3	42

Printed on a Xerox 9700 Laser Printing System at the Computing Services Center / Texas A&M University

Form: URGB01 (02/05/85)

Name	Account	Section	Page
CONSTRUCTION ENGINEERING	122093-20300	2	9
CONTINGENCY SCHOLARSHIPS	200520-20315	3	10
CONTRACT ADMINISTRATION	242165-20300	3	34
CONTRACT ADMINISTRATION	162165-20300	2	19
CORPORATE REVENUE	300070-15000	5	13
COSE GRADUATE RECRUITER	256000-20306	3	43
COUNSELING	251030-20300	3	39
COUNSELING	121030-20300	2	7
COUNSELING CENTER-OPERATING	330305-20300	5	33
COUNSELING-CACREP ACCRED	200311-20300	3	6
CPD - UIL	210045-20210	3	20
CPD-ADMINISTRATIVE OVERHEAD	210050-20949	3	21
CPD-LICENSING	210050-20208	3	21
CPD-RES-SALARY CHANGES	210050-20950	3	21
CPD-SPECIAL PROGRAMS	210050-20904	3	21
CREDIT CARD SERVICES	200306-20300	3	6
CREDIT CARD SERVICES	332710-20300	5	37
CURRICULUM AND INSTRUCTION	251051-20300	3	39
CURRICULUM AND INSTRUCTION	121051-20300	2	7
DALLAS ED CTR-BLDG USAGE	200402-20300	3	7
DEAN - CHSSA	131000-20300	2	13
DEAN - CSE	131300-20300	2	14
DEAN CHSSA	200497-20300	3	8
DEAN COB	200499-20300	3	9
DEAN COLL ED & HS - INST MEMBERSH	200498-20302	3	9
DEAN COLL EDUC & HUMAN SERVICES	200498-20300	3	8
DEAN COLL EDUC & HUMAN SERVICES	131100-20300	2	13
DEAN COLLEGE OF BUSINESS	131200-20300	2	14
DEAN CSE	200490-20300	3	8
DEAN GRAD STUDIES & RESEARCH	130000-20300	2	12
DEAN GRAD STUDIES RESERVE	130000-20500	2	13
DEAN OF CAMPUS LIFE	330100-20300	5	33
DEAN OF GRAD STUDIES	250000-20300	3	36
DEAN OF STUDENTS	256002-20300	3	43
DEAN OF STUDENTS	166002-20300	2	20
DEBT SERVICE - MAC COURT	321800-20461	5	30
DEC COMMERCE GRADS SCH-PRES ENH	200505-20302	3	10
DEFERRED COMP	201603-20310	3	14
DEGREEWORKS SPECIALIST	210013-20302	3	19
DEPENDENT SCHOLARSHIPS	200520-20310	3	10
DES OTHER-INSTRUCTIONAL	220010-20300	3	30
DESIG TUITION DISCOUNTS	219990-20300	3	30
DESIG TUITION SET ASIDE - ATHL	220401-20302	3	31
DESIG TUITION SET ASIDE-GRAD	220402-20300	3	31
DESIG TUITION SET ASIDE-HONORS	220401-20301	3	31
DESIG TUITION SET ASIDE-UNDERGRAD	220401-20300	3	31
DESIGNATED - OTHERS	220000-20300	3	30
DESIGNATED DEBT SERVICE	297001-00000	3	47
DESIGNATED SET ASIDES - FALL	200003-11002	3	1
DESIGNATED SET ASIDES - SPRING	200003-12002	3	1
DESIGNATED SET ASIDES - SUM I	200003-13002	3	1

Printed on a Xerox 9700 Laser Printing System at the Computing Services Center / Texas A&M University

Form: URGB01 (02/05/85)

Name	Account	Section	Page
DESIGNATED SET ASIDES - SUM II	200003-14002	3	1
DESIGNATED TUITION-BAD DEBT EXP	200001-20200	3	1
DESIGNATED TUITION-FALL	200001-11002	3	1
DESIGNATED TUITION-SPRING	200001-12002	3	1
DESIGNATED TUITION-SUMMER I	200001-13002	3	1
DESIGNATED TUITION-SUMMER II	200001-14002	3	1
DESIGNATED-REMISSIONS & EXEMPTIONS	210449-20300	3	23
DEST OTHER - OMP	220040-20300	3	31
DEST OTHER-ACADEMIC SUPPORT	220025-20300	3	30
DEST OTHER-INSTITUTIONAL SUPPORT	220035-20300	3	30
DEST OTHER-PUBLIC SERVICE	220020-20300	3	30
DEST OTHER-RESEARCH	220015-20300	3	30
DEST OTHER-SCHOLARSHIPS	220060-20300	3	31
DEST OTHER-STUDENT SERVICES	220030-20300	3	30
DIRECTOR OF ATHLETICS	300050-90001	5	11
DISABILITY RES - ADA ACCOMODATIONS	256040-20301	3	43
DISABILITY RESOURCES & SERVICES	166040-20300	2	20
DIST ED - CIO	200007-20311	3	3
DIST ED CONTRACTED SERVICES	200007-20309	3	3
DIST ED MARKETING	200007-20308	3	3
DIST ED QM INITIATIVE	200007-20310	3	3
DIST ED-CONTRACT SVCS PYMT-IT	200007-20350	3	3
DISTANCE ED - CTIS	200007-20312	3	3
DISTANCE ED FEE	200007-20300	3	2
DISTANCE ED FEE UNALLOCATED	200007-20301	3	2
DISTANCE ED FEE-BAD DEBT EXP	200007-20200	3	2
DISTANCE ED OPERATIONS	200007-20302	3	2
DISTANCE ED-INSTRUCTIONAL DESIGNERS	200007-20305	3	2
DISTANCE EDUCATION FEE - FALL	200007-11002	3	2
DISTANCE EDUCATION FEE - SPRING	200007-12002	3	2
DISTANCE EDUCATION FEE - SUM I	200007-13002	3	2
DISTANCE EDUCATION FEE - SUM II	200007-14002	3	2
DIV OF IT EXCELLENCE	162020-20300	2	18
DIVERSITY - OPERATIONS	260045-20300	3	45
DSG FUND - INVESTMENT EARNINGS	200005-10000	3	1
E&G REMISSIONS & EXEMPTIONS	196999-20300	2	30
E&G TUITION BAD DEBT EXPENSE	198000-20200	2	30
E&G TUITION DISCOUNTS	196998-20300	2	29
EAST TEXAN	330500-20300	5	34
ECONOMICS & FINANCE	122050-20300	2	9
ECONOMICS & FINANCE	252050-20300	3	41
ED CERTIFICATION & ACAD SERV	251270-20300	3	41
ED CERTIFICATION & ACAD SRVS	121270-20300	2	8
EDAD SUPERVISORY TRAVEL	251055-20302	3	40
EDCI SUPERVISORY TRAVEL	251051-20301	3	39
EDL-QEP GLOBAL FELLOWS COURSE DEV	251055-20301	3	40
EDUCATIONAL LEADERSHIP	251055-20300	3	39
EDUCATIONAL LEADERSHIP	121055-20300	2	7
ELECTRICAL ENGINEERING	122095-20300	2	9
ELECTRICAL ENGINEERING	252095-20300	3	42
EM-EMAS	200500-20305	3	9

Printed on a Xerox 9700 Laser Printing System at the Computing Services Center / Texas A&M University

Form: URGB01 (02/05/85)

Name	Account	Section	Page
EM-TELECOUNSELING	200500-20304	3	9
EMPLOYEE RECOGNITION PROGRAM	242180-20301	3	34
ENERGY CONSERVATION DEBT SVC	285401-20460	3	47
ENGINEERING & TECHNOLOGY	122090-20300	2	9
ENRO MGMT - CALL CENTER	200500-20308	3	9
ENRO SCHOLARSHIP FUNDING	200505-20320	3	10
ENROLLMENT FEE-REVENUE	210012-10000	3	18
ENROLLMENT MANAGEMENT	200500-20300	3	9
ENROLLMENT MANAGEMENT	166050-20300	2	20
ENROLLMENT MGMT-RECRUIT RESOURCES	200500-20303	3	9
ENROLLMENT MGT-MAILING COSTS	200500-20301	3	9
ENVIRONMENTAL MGMT OPER	240080-20301	3	32
EQUIP/UNIF/SUPPLIES-FOOTBALL	300030-70005	5	3
EQUIP/UNIF/SUPPLIES-MEN'S BASKETBAL	300031-70005	5	4
EQUIP/UNIF/SUPPLIES-MEN'S CC	300038-70005	5	8
EQUIP/UNIF/SUPPLIES-MEN'S GOLF	300033-70005	5	5
EQUIP/UNIF/SUPPLIES-MEN'S TRACK/FIE	300036-70005	5	7
EQUIP/UNIF/SUPPLIES-SOFTBALL	300041-70005	5	10
EQUIP/UNIF/SUPPLIES-VOLLEYBALL	300040-70005	5	9
EQUIP/UNIF/SUPPLIES-WOMEN'S BASKETB	300032-70005	5	4
EQUIP/UNIF/SUPPLIES-WOMEN'S CC	300039-70005	5	8
EQUIP/UNIF/SUPPLIES-WOMEN'S GOLF	300034-70005	5	6
EQUIP/UNIF/SUPPLIES-WOMEN'S SOCCER	300035-70005	5	6
EQUIP/UNIF/SUPPLIES-WOMEN'S TRACK/F	300037-70005	5	8
EST REST - INSTRUCTIONAL	500010-20300	6	1
EST REST - PUBLIC SERVICE	500020-20300	6	1
EST REST - RESEARCH	500015-20300	6	1
EST REST - SCHOLARSHIPS	500060-20300	6	1
EST REST - STUDENT SERVICES	500030-20300	6	1
ESTIMATED REST	500001-00000	6	1
EXCISE TAX	202821-20301	3	18
EXECUTIVE SEARCHES & RELOCATION	201607-20300	3	14
EXTENDED UNIVERSITY	257120-20300	3	44
EXTENDED UNIVERSITY	127120-20300	2	10
EXTERNAL OPERATIONS-ATHLETICS	300050-90006	5	11
FACILITIES - E&G DOOR ACCESS	240000-20305	3	32
FACILITIES CNTRACT - OPERATING	240090-20300	3	32
FACILITIES CONTRACT - IRRIGATION	240090-20303	3	32
FACILITIES CONTRACT SAVINGS	240090-20301	3	32
FACILITIES REPORTING & ENERGY	240000-20300	3	31
FACILITIES REPORTING & ENERGY	180000-20300	2	28
FACULTY DEV - EDUCATION	200600-20303	3	10
FACULTY DEVELOPMENT	200600-20300	3	10
FACULTY SENATE	200602-20300	3	11
FARM & DAIRY	100830-	2	5
FASTER PROGRAM	300050-90013	5	12
FINANCIAL AID	166061-20300	2	21
FINANCIAL AID & SCHOLARSHIPS	210060-20300	3	21
FINANCIAL AID - ADMIN COST	210060-20301	3	21
FINANCIAL AID O&M	256193-20300	3	44
FLAG FUND	201603-20303	3	14

Printed on a Xerox 9700 Laser Printing System at the Computing Services Center / Texas A&M University

Form: URGB01 (02/05/85)

Name	Account	Section	Page
FOOD SERVICES - BAD DEBT	310010-20200	5	18
FOOD SERVICES F/S MEAL PLANS EXPEND	310010-20309	5	19
FOOD SERVICES F/S MEAL PLANS REV	310010-10003	5	18
FOOD SERVICES MAINTENANCE	310010-20301	5	18
FOOD SERVICES MEAL PLAN EXPENSES	310010-20300	5	18
FOOD SERVICES OPERATIONS	310010-20302	5	18
FOOD SERVICES RESERVE	310010-20303	5	18
FOOD SERVICES REVENUE	310010-10000	5	18
FOOD SERVICES UTILITIES	310010-20304	5	18
FOOD SVCS - SRSC RENTAL	310010-20308	5	18
FRESHMAN ADMISS - BAD DEBT	210012-20200	3	19
FRESHMAN ADMISSIONS	210012-20300	3	19
FRESHMAN ADMISSIONS	166060-20300	2	21
FRISCO	127145-20300	2	10
FUND 001 GIP - ACADEMIC SUPPORT	179004-	2	27
FUND 001 GIP - INST SUPPORT	179006-	2	27
FUND 001 GIP - INSTRUCTION	179001-	2	27
FUND 001 GIP - PLANT O&M	179007-	2	28
FUND 001 GIP - PUBLIC SERVICE	179003-	2	27
FUND 001 GIP - RESEARCH	179002-	2	27
FUND 001 GIP - STUDENT SERVICES	179005-	2	27
FUND 001 GIP - UNALLOCATED	179009-	2	28
FUND 001 GIP RETIREES-INSTRUCTION	179011-	2	28
FUND 001 OASI - ACADEMIC SUPPORT	178004-	2	27
FUND 001 OASI - INSTITUTIONAL SUP	178006-	2	27
FUND 001 OASI - INSTRUCTION	178001-	2	26
FUND 001 OASI - PLANT O&M	178007-	2	27
FUND 001 OASI - PUBLIC SERVICE	178003-	2	26
FUND 001 OASI - RESEARCH	178002-	2	26
FUND 001 OASI - STUDENT SERVICE	178005-	2	27
FUND 001 RETIREMENT - ORP	100022-	2	1
FUND 001 RETIREMENT - TRS	100012-	2	1
FUND 001 UNEMPLOYMENT COMP INS	100013-	2	1
GAME/EVENT OPER.-ALL SPORTS	300055-30000	5	12
GENERAL EXPENSES-CHEERLEADING	300042-70007	5	10
GENERAL EXPENSES-DANCE	300043-70007	5	11
GENERAL EXPENSES-FOOTBALL	300030-70007	5	3
GENERAL EXPENSES-MEN'S BASKETBALL	300031-70007	5	4
GENERAL EXPENSES-MEN'S CC	300038-70007	5	8
GENERAL EXPENSES-MEN'S GOLF	300033-70007	5	5
GENERAL EXPENSES-MEN'S TRACK/FIELD	300036-70007	5	7
GENERAL EXPENSES-SOFTBALL	300041-70007	5	10
GENERAL EXPENSES-VOLLEYBALL	300040-70007	5	9
GENERAL EXPENSES-WOMEN'S BASKETBALL	300032-70007	5	5
GENERAL EXPENSES-WOMEN'S CC	300039-70007	5	9
GENERAL EXPENSES-WOMEN'S GOLF	300034-70007	5	6
GENERAL EXPENSES-WOMEN'S SOCCER	300035-70007	5	7
GENERAL EXPENSES-WOMEN'S TRACK/FIEL	300037-70007	5	8
GIP FUND 0001	100009-	2	1
GRAD STUDIES - GA TUITION/REMISSION	130000-20302	2	13
GRAD TUITION-NONRESIDENT-FALL	100500-11003	2	4

Printed on a Xerox 9700 Laser Printing System at the Computing Services Center / Texas A&M University

Form: URGB01 (02/05/85)

Name	Account	Section	Page
GRAD TUITION-NONRESIDENT-SPRNG	100500-12003	2	4
GRAD TUITION-NONRESIDENT-SUM I	100500-13003	2	4
GRAD TUITION-NONRESIDNT-SUM II	100500-14003	2	4
GRAD TUITION-RESIDENT-FALL	100500-11002	2	4
GRAD TUITION-RESIDENT-SPRING	100500-12002	2	4
GRAD TUITION-RESIDENT-SUMM II	100500-14002	2	4
GRAD TUITION-RESIDENT-SUMMER I	100500-13002	2	4
GRADUATE EXPERIENCE	310000-20317	5	15
GRADUATION COSTS	210070-20300	3	22
GRP HEALTH INSURANCE RETIREES	323700-20300	5	31
HEALTH & HUMAN PERFORMANCE	251080-20300	3	40
HEALTH & HUMAN PERFORMANCE	121080-20300	2	8
HEALTH SERVICES	166020-20300	2	20
HEALTH SERVICES	200802-20300	3	11
HEF - CIO	185020-20300	2	29
HEF - COMPUTER REPLENISHMENTS PROG	185050-20300	2	29
HEF - PRESIDENT	196505-20300	2	29
HEF - TELEPHONE SWITCH	185052-20300	2	29
HEF - UPD SECURITY CAMERAS/VEHICLES	185053-20300	2	29
HEF ACADEMIC EQUIPMENT	185001-20300	2	28
HEF LIBRARY MATERIALS SERIALS	132001-20300	2	14
HEF LIBRARY MONOGRAPHS	132001-20302	2	14
HEF NON-INSTRCTNAL EQPMT VPMRK	185003-20300	2	28
HEF REVENUE	100011-	2	1
HEF-DEFERRED MAINT	185040-20300	2	29
HEF-NON INSTRUCT EQPT ADVANCEMENT	185005-20300	2	29
HELT OPERATING	251060-20300	3	40
HIGHER ED & LEARNING TECHNOLOGIES	121060-20300	2	8
HISPANIC OUTREACH	160055-20300	2	18
HISTORY	120080-20300	2	6
HISTORY	250080-20300	3	36
HONORS	200801-20300	3	11
HONORS COLLEGE	127080-20300	2	10
HONORS COLLEGE - OPER	257080-20300	3	44
HONORS COLLEGE FUNDING CURRENT YEAR	200803-20301	3	11
HR - BACKGROUND SCREENING	242080-20306	3	33
HR - BENEFITS & RETIREMENT	242080-20302	3	33
HR - OPERATIONS	242080-20300	3	33
HR - RECRUITMENT	200601-20300	3	11
HR - WELLNESS	242080-20312	3	33
HR-EMPLOYEE ASSISTANCE PROGRAM	242080-20316	3	34
HSG-FACILITIES IMP	310001-39100	5	17
HUMAN RESOURCES - SALARIES	162080-20300	2	19
ID CARD SUPPORT	310010-20310	5	19
INDUSTRIAL ENG TECH	252090-20300	3	42
INSTITUTIONAL EFFECTIVENESS	261190-20300	3	46
INSTITUTIONAL EFFECTIVENESS	161090-20300	2	18
INSTITUTIONAL MEMBERSHIPS	200902-20300	3	11
INSTITUTIONAL RESEARCH	261090-20300	3	46
INSTITUTIONAL UCI - ACADEMIC SUP	174004-	2	24
INSTITUTIONAL UCI - INST SUPPORT	174006-	2	25

Printed on a Xerox 9700 Laser Printing System at the Computing Services Center / Texas A&M University

Form: URGB01 (02/05/85)

Name	Account	Section	Page
INSTITUTIONAL UCI - INSTRUCTION	174001-	2	24
INSTITUTIONAL UCI - O&M PLANT	174007-	2	25
INSTITUTIONAL UCI - PUBLIC SERVICE	174003-	2	24
INSTITUTIONAL UCI - RESEARCH	174002-	2	24
INSTITUTIONAL UCI - STUDENT SRVS	174005-	2	25
INSTITUTIONAL WCI - ACADEMIC SUPP	171004-	2	22
INSTITUTIONAL WCI - INST SUPPORT	171006-	2	23
INSTITUTIONAL WCI - INSTRUCTION	171001-	2	22
INSTITUTIONAL WCI - O&M PLANT	171007-	2	23
INSTITUTIONAL WCI - PUBLIC SERVICE	171003-	2	22
INSTITUTIONAL WCI - RESEARCH	171002-	2	22
INSTITUTIONAL WCI - STUDENT SRVS	171005-	2	22
INSTRUCTIONAL FARM	132100-20300	2	14
INSURANCE POLICIES	200903-20300	3	11
INT SCIENCE LAB SUPPLIES	250770-20300	3	39
INTEGRATED-EDUCATIONAL CLINIC	210160-20300	3	22
INTEREST - LOCAL FUNDS	100840-	2	5
INTEREST - STATE TREASURY DEPOSITS	100841-	2	5
INTERNAL OPERATIONS-ATHLETICS	300050-90005	5	11
INTERNATIONAL STD ADMIN FEE	210018-20300	3	19
INTERNATIONAL STD ADMIN FEE-REV	210018-10000	3	19
INTERNATIONAL STUDENT OFFICE	330902-20300	5	34
INTERNATIONAL STUDENT SERVICES	166090-20300	2	21
INTERNATIONAL STUDIES	127590-20300	2	11
INTERNATIONAL STUDIES	257590-20300	3	45
INTRAMURALS	330901-20300	5	34
IT HDWE MAINT	210032-20305	3	20
IT SPEC ITEM -- FACULTY SALARIES	122091-20301	2	9
JOURNALISM/RTV/SPEECH	250131-20301	3	37
KETR	151010-20300	2	16
KETR STAFF & OPERATING	261010-20300	3	45
KETR-NATIONAL PUBLIC RADIO	261010-20301	3	45
KOREAN PROGRAM -AGREEMENT ADJ ALLOW	202816-20300	3	18
LAB FEES - FALL	100850-11002	2	5
LAB FEES - SPRING	100850-12002	2	5
LAB FEES - SUM I	100850-13002	2	5
LAB FEES - SUM II	100850-14002	2	5
LAB SAFETY	242190-20307	3	35
LEADERSHIP ENGAGEMENT & DEV SALARYS	331210-20301	5	34
LEADERSHIP ENGAGEMENT & DEVELOPMENT	331210-20300	5	34
LEGAL SERVICES-CONTRACT	331201-20300	5	34
LEGISLATIVE APPROPRIATION	100001-	2	1
LEGISLATIVE APPROPRIATION OASI	100002-	2	1
LIBRARY	132000-20300	2	14
LIBRARY	252000-20300	3	41
LIBRARY - LATE NIGHT COMPUTER LAB	201200-20300	3	12
LIBRARY COMPUTER SUPPORT	252000-20301	3	41
LIBRARY-INSTRUCTIONAL LAB MONITORS	210122-20302	3	22
LICENSING REVENUE	300066-15000	5	13
LION'S CAMP	210125-20300	3	22
LIT & LANG	250120-20300	3	36

Printed on a Xerox 9700 Laser Printing System at the Computing Services Center / Texas A&M University

Form: URGB01 (02/05/85)

Name	Account	Section	Page
LIT & LANG - POSTCRIPTS	250120-20301	3	37
LITERATURE & LANGUAGES	120120-20300	2	6
LOCAL GIP - ACADEMIC SUPPORT	170004-	2	22
LOCAL GIP - INSTITUTIONAL SUPPORT	170006-	2	22
LOCAL GIP - INSTRUCTION	170001-	2	21
LOCAL GIP - O&M PLANT	170007-	2	22
LOCAL GIP - PUBLIC SERVICE	170003-	2	21
LOCAL GIP - RESEARCH	170002-	2	21
LOCAL GIP - STUDENT SERVICES	170005-	2	22
LOCAL GIP RETIREES - INSTRUCTION	170101-	2	22
LOCAL OASI - ACADEMIC SUPPORT	173004-	2	24
LOCAL OASI - INSTITUTIONAL SUPPORT	173006-	2	24
LOCAL OASI - INSTRUCTION	173001-	2	23
LOCAL OASI - O&M PLANT	173007-	2	24
LOCAL OASI - PUBLIC SERVICE	173003-	2	24
LOCAL OASI - RESEARCH	173002-	2	24
LOCAL OASI - STUDENT SERVICES	173005-	2	24
LOCAL RETIREMENT - ACADEMIC SUPPORT	172004-	2	23
LOCAL RETIREMENT - INST SUPPORT	172006-	2	23
LOCAL RETIREMENT - INSTRUCTION	172001-	2	23
LOCAL RETIREMENT - O&M PLANT	172007-	2	23
LOCAL RETIREMENT - PUBLIC SRV	172003-	2	23
LOCAL RETIREMENT - RESEARCH	172002-	2	23
LOCAL RETIREMENT - STUDENT SRV	172005-	2	23
LONGEVITY - INSTRUCTION	128001-	2	11
LONGEVITY - PLANT	180505-	2	28
LONGEVITY - RESEARCH	128010-	2	11
LONGEVITY-ACADEMIC SUPPORT	131700-	2	14
LONGEVITY-EXT & PUBLIC SERVICE/IN	151150-	2	16
LONGEVITY-INSTITUTIONAL SUPPORT	165900-	2	20
LONGEVITY-STUDENT SERVICES	166900-	2	21
LUMP SUM VACATION RESERVE	272050-	4	1
MAIL SERVICE	242120-20300	3	34
MAIL SERVICE	162120-20300	2	19
MAJOR MAINTENANCE	285400-20300	3	47
MANAGEMENT	252130-20300	3	42
MANAGEMENT	122130-20300	2	9
MANE EVENT DAY	202100-20300	3	15
MARCOMM - LOCALIST	264130-20301	3	46
MARKETING	310000-20318	5	15
MARKETING & BUSINESS ANALYTICS	252070-20300	3	42
MARKETING & BUSINESS ANALYTICS	122070-20300	2	9
MARKETING CAMPAIGN	264120-20301	3	46
MARKETING COMMUNICATIONS	264130-20300	3	46
MARKETING COMMUNICATIONS	164130-20300	2	20
MARKETING-RECRUITMENT	201302-20300	3	13
MATCHING FUNDS: SEOG	201300-20300	3	12
MATHEMATICS	250630-20300	3	38
MATHEMATICS	120630-20300	2	7
MEAL PLANS - FALL	310012-11002	5	19
MEAL PLANS - SPRING	310012-12002	5	19

Printed on a Xerox 9700 Laser Printing System at the Computing Services Center / Texas A&M University

Form: URGB01 (02/05/85)

Name	Account	Section	Page
MEAL PLANS - SUM I	310012-13002	5	19
MEAL PLANS - SUM II	310012-14002	5	19
MEDIA & PUBLIC RELATIONS	202297-20300	3	16
MEDIA PLACEMENT	201303-20300	3	13
METROPLEX	257130-20300	3	44
METROPLEX CENTER	127130-20300	2	10
METROPLEX TELECOMMUNICATIONS	257130-20301	3	44
METROPLEX-LEASE	201306-20300	3	13
MIDLOTHIAN CAMPUS	257700-20300	3	45
MIDLOTHIAN CAMPUS	127700-20300	2	11
MODEL ARAB LEAGUE	331310-20300	5	35
MRC - ASSESSMENTS	321800-20365	5	30
MRC - UNALLOCATED	321802-20300	5	30
MUSIC	120130-20300	2	6
MUSIC	250130-20300	3	37
MUSIC - AUXILIARY CORP INSTRUCTION	201301-20301	3	12
MUSIC - BAND TRIPS	201301-20302	3	12
MUSIC - INSTRUMENT REPAIR	201301-20303	3	12
MUSIC - MARCHING BAND	201301-20307	3	12
MUSIC - MUSICAL THEATER	331300-20301	5	35
MUSIC - STUDENT BAND ACTIVITIES	201301-20305	3	12
MUSIC ACTIVITIES	201301-20300	3	12
MUSIC CONTRACTED SERVICES	250130-20700	3	37
MUSIC DEPARTMENT SCHOLARSHIPS	201301-20306	3	12
MUSIC LICENSE FEES	201308-20300	3	13
MUSIC SUMMER CAMPS	321400-20300	5	26
MUSIC-CHORALE	331300-20300	5	35
MUSIC-CHORALE	201301-20309	3	13
MUSIC-MARCHING AND BASKETBALL BANDS	331301-20300	5	35
NACUBO ACADEMIC SUPPORT	297010-20301	3	47
NACUBO INSTITUTIONAL SUPPORT	297010-20304	3	47
NACUBO INSTRUCTION	297010-20300	3	47
NACUBO O&M OF PLANT	297010-20305	3	48
NACUBO PUBLIC SERVICES	297010-20306	3	48
NACUBO RESEARCH	297010-20307	3	48
NACUBO SCHOLARSHIPS	297010-20303	3	47
NACUBO STUDENT SERVICES	297010-20302	3	47
NAVARRO	127140-20300	2	10
NAVARRO COLLEGE BLDG USAGE	200402-20310	3	8
NAVARRO-EXCELLENCE	257140-20300	3	44
NCAA AUDIT	300100-72000	5	13
NETX - INNOVATIONS	150000-20700	2	16
NETX DISTANCE EDUCATION & FEES	150000-20302	2	15
NETX DUAL CREDIT ADJUNCTS	150000-20303	2	15
NETX PARTNERSHIP	150001-20310	2	16
NETX 2 - EMERGENCY PERMIT PROGRAM	150001-20306	2	16
NETX-CAG IT CONTRACT	150000-20305	2	16
NORTHEAST TEXAS PARTNERSHIP	150000-20300	2	15
NURSING - MEDICAL RELATED EXPENSES	251300-20301	3	41
NURSING DIFFERENTIAL - BAD DEBT	200011-20200	3	5
NURSING DIFFERENTIAL - FALL	200011-11002	3	5

Printed on a Xerox 9700 Laser Printing System at the Computing Services Center / Texas A&M University

Form: URGB01 (02/05/85)

Name	Account	Section	Page
NURSING DIFFERENTIAL - OPERATING	200011-20300	3	5
NURSING DIFFERENTIAL - SPRING	200011-12002	3	5
NURSING DIFFERENTIAL - SUMMER I	200011-13002	3	5
NURSING PROGRAM	251300-20300	3	41
NURSING PROGRAM	121300-20300	2	8
OFFICE OF GREEK LIFE	332106-20300	5	36
ONE STOP DIRECT STUDENT ACCESS	166054-20300	2	21
ONLINE OOS DIST FEE - FALL	200010-11002	3	4
ONLINE OOS DIST FEE - SPRING	200010-12002	3	4
ONLINE OOS DIST FEE - SUMMER I	200010-13002	3	4
ONLINE OOS DIST FEE - SUMMER II	200010-14002	3	5
ONLINE OOS DIST FEE BAD DEBT	200010-20200	3	5
ORIENTATION - STUDENT	331500-20300	5	35
ORIENTATION MENTORS	256183-20300	3	44
ORIENTATION PROGRAMS	321500-20300	5	26
ORSP DIRECTOR	200495-20300	3	8
ORSP OPERATING ACCOUNT	140900-20300	2	15
P. C. - OTHER OPERATING EXPENSE	310041-20300	5	20
P.C. - RA MEAL CHARGES	310041-20319	5	20
P.C. - RA ROOM CHARGES	310041-20309	5	20
P.C. CUSTODIAL & MAINT OTHER EXP	310041-20800	5	20
PAYROLL	162085-20300	2	19
PAYROLL	242085-20300	3	34
PHASE II UNIT - CUSTODIAL/MAINTENAN	310080-20800	5	22
PHASE II UNIT - FALL	310080-11002	5	21
PHASE II UNIT - OPERATING EXPENSE	310080-20300	5	22
PHASE II UNIT - RA HOUSING FALL	310080-11102	5	21
PHASE II UNIT - RA HOUSING SPRING	310080-12102	5	22
PHASE II UNIT - RA MEAL CHARGES	310080-20319	5	22
PHASE II UNIT - RA ROOM CHARGES	310080-20309	5	22
PHASE II UNIT - SPRING	310080-12002	5	21
PHASE II UNIT - UTILITIES	310080-20307	5	22
PHYSICAL PLANT	324600-20300	5	32
PHYSICS	250660-20300	3	38
PHYSICS	120660-20300	2	7
PHYSICS - EQUIP MAINT	250660-20301	3	39
PHYSICS LAB SUPPLIES	250660-20302	3	39
PLANETARIUM	251003-20300	3	39
PLANETARIUM	131003-20300	2	13
PLANNED MAINTENANCE	210997-20320	3	24
PLANNED MAINTENANCE - AUX PROJECTS	210997-20330	3	24
POLITICAL SCIENCE	250160-20300	3	37
POLITICAL SCIENCE	120160-20300	2	6
POST OFFICE	319000-10002	5	23
PRAIRIE CROSSING - FALL	310041-11002	5	19
PRAIRIE CROSSING - SPRING	310041-12002	5	19
PRAIRIE CROSSING - SUMMER I	310041-13002	5	20
PRAIRIE CROSSING - SUMMER II	310041-14002	5	20
PRAIRIE CROSSING - UTILITIES	310041-20307	5	20
PRAIRIE CROSSING-RA HOUSING FALL	310041-11102	5	19
PRAIRIE CROSSING-RA HOUSING SPRING	310041-12102	5	20

Printed on a Xerox 9700 Laser Printing System at the Computing Services Center / Texas A&M University

Form: URGB01 (02/05/85)

Name	Account	Section	Page
PRES - RESERVE FOR PERMANENT ADJUST	210994-20301	3	24
PRES PERMANENT SALARY SAVINGS	160000-20310	2	16
PRESIDENT'S CONTINGENCY	202805-20300	3	18
PRESIDENT'S HOME	201601-20300	3	13
PRESIDENT'S OFFICE	201603-20300	3	13
PRESIDENT'S OFFICE	260000-20300	3	45
PRESIDENT'S OFFICE	160000-20300	2	16
PRESIDENTIAL COMMITTEES	201616-20300	3	14
PRESIDENTIAL RECOGNITION	201604-20300	3	14
PRIDE	200100-20301	3	5
PRIDE PREP ACADEMY	121290-20300	2	8
PRIDE ROCK - CUSTODIAL/MAINTENANCE	310060-20800	5	21
PRIDE ROCK - FALL	310060-11002	5	20
PRIDE ROCK - OPERATING EXPENSE	310060-20300	5	21
PRIDE ROCK - RA MEAL CHARGES	310060-20319	5	21
PRIDE ROCK - RA ROOM CHARGES	310060-20309	5	21
PRIDE ROCK - SPRING	310060-12002	5	21
PRIDE ROCK - UTILITIES	310060-20307	5	21
PRIDE ROCK-RA HOUSING FALL	310060-11102	5	20
PRIDE ROCK-RA HOUSING SPRING	310060-12102	5	21
PRIDE SHOP	321305-20300	5	26
PRIDE SHOP REVENUES	321305-10000	5	26
PRO STAFF RECRUITMENT	310000-20328	5	16
PRO STAFF TRAINING	310000-20316	5	15
PROFESSIONAL DEVELOPMENT	310000-20329	5	16
PROG DEL FEE - COLLIN HIGHER ED CTR	200009-20305	3	4
PROG DEL FEE - OFF CAMPUS EXPANSION	200009-20300	3	4
PROG DEL FEE RESERVE	200009-20500	3	4
PROGRAM DEL FEE - FALL	200009-11002	3	3
PROGRAM DEL FEE - SPG	200009-12002	3	3
PROGRAM DEL FEE - SUM I	200009-13002	3	4
PROGRAM DEL FEE - SUM II	200009-14002	3	4
PROGRAM DELIVERY FEE - BAD DEBT	200009-20200	3	4
PROJECT ADMINISTRATION	140800-20301	2	15
PROV PERM NON-FAC SAL SAVINGS	160050-20310	2	17
PROVOST & ACAD AFFAIRS	202295-20300	3	16
PROVOST & VP ACADEMIC AFFAIRS	160050-20300	2	17
PSYCH & SPEC ED TRVL	251160-20301	3	40
PSYCHOLOGY & SPEC ED	251160-20300	3	40
PSYCHOLOGY, SPEC ED, & COUNSELING	121160-20300	2	8
PURCHASING	162160-20300	2	19
PURCHASING	242160-20300	3	34
PURCHASING - CITIBANK REBATE EXP	210180-20300	3	22
PURCHASING - HUB	242160-20301	3	34
PURCHASING - ONLINE PROCUREMENT SYS	242160-20302	3	34
QEP	261095-20300	3	46
QEP	161095-20300	2	18
RA HOUSING FALL	310002-11102	5	17
RA HOUSING SPRING	310002-12102	5	17
RA HOUSING SUMMER I	310002-13102	5	17
RA HOUSING SUMMER II	310002-14102	5	17

Printed on a Xerox 9700 Laser Printing System at the Computing Services Center / Texas A&M University

Form: URGB01 (02/05/85)

Name	Account	Section	Page
REC - FITNESS EQUIPMENT REPLACEMENT	321800-20320	5	29
REC CENTER - SALARIES	331800-20300	5	35
REC CENTER FEE - BAD DEBT EXP	321800-20200	5	27
REC CTR - ADMINISTRATIVE	321800-20308	5	28
REC CTR - AQUATIC MAINT	321800-20306	5	28
REC CTR - AQUATICS	321800-20301	5	27
REC CTR - CAIN SPORTS COMPLEX	321800-20315	5	29
REC CTR - CLIMBING	321800-20302	5	27
REC CTR - CREDIT CARD SVCS UNIV	321800-20313	5	28
REC CTR - DEDICATED SALARIES	321800-20318	5	29
REC CTR - FITNESS	321800-20319	5	29
REC CTR - INSURANCE	321800-20309	5	28
REC CTR - MAINTENANCE	321800-20304	5	27
REC CTR - MARKETING	321800-20312	5	28
REC CTR - OFFICE	321800-20305	5	28
REC CTR - OPERATING	321800-20300	5	27
REC CTR - OPERATIONS	321800-20303	5	27
REC CTR - PROGRAMMING	321800-20311	5	28
REC CTR - PURCHASE OF GOODS	321800-10001	5	27
REC CTR - RENOVATIONS ABOVE 5000	321800-20850	5	30
REC CTR - SSC FACILITIES, MAINT, GR	321800-20360	5	29
REC CTR - UTILITIES	321800-20310	5	28
REC CTR - WELLNESS	321800-20307	5	28
REC CTR NONSTUDENT MEMBERSHIPS	321800-10000	5	27
REC CTR SPORTS FEE - FALL	321802-11002	5	30
REC CTR SPORTS FEE - SPRING	321802-12002	5	30
REC CTR SPORTS FEE - SUM I	321802-13002	5	30
REC CTR SPORTS FEE - SUM II	321802-14002	5	30
REC CTR-INTRAMURALS	321800-20322	5	29
RECORD RETENTION - DOC SHREDDING	201800-20300	3	14
RECRUITING-FOOTBALL	300030-70003	5	3
RECRUITING-MEN'S BASKETBALL	300031-70003	5	3
RECRUITING-MEN'S GOLF	300033-70003	5	5
RECRUITING-MEN'S TRACK/FIELD	300036-70003	5	7
RECRUITING-SOFTBALL	300041-70003	5	10
RECRUITING-VOLLEYBALL	300040-70003	5	9
RECRUITING-WOMEN'S BASKETBALL	300032-70003	5	4
RECRUITING-WOMEN'S GOLF	300034-70003	5	5
RECRUITING-WOMEN'S SOCCER	300035-70003	5	6
RECRUITING-WOMEN'S TRACK/FIELD	300037-70003	5	7
REGENTS / MAYO SCHOLARSHIPS	200520-20305	3	10
REGISTRAR	256180-20300	3	43
REGISTRAR	166180-20300	2	21
RES - AGRI GATS, GANTS	129150-20300	2	11
RES - CHSSA GATS, GANTS	129000-20300	2	11
RES - COB GATS, GANTS	129200-20300	2	11
RES - COEHS GATS, GANTS	129100-20300	2	11
RES - CSE GATS, GANTS	129050-20300	2	11
RES - DEAN CSE	200490-20301	3	8
RES - DES FAC SALARY INC	210452-20301	3	23
RES - DIST ED FACILITIES UPGRADES	200007-20315	3	3

Printed on a Xerox 9700 Laser Printing System at the Computing Services Center / Texas A&M University

Form: URGB01 (02/05/85)

Name	Account	Section	Page
RES - E&G EQUITY ADJUST	197002-20303	2	30
RES - EQUITY ADJUSTMENTS	210452-20303	3	24
RES - EVENT CENTER	202822-20300	3	18
RES - FRINGE BENEFITS	210459-	3	24
RES - FUTURE MERIT	210452-20304	3	24
RES - NEW FACULTY	129500-20301	2	12
RES - PROVOST GATS, GANTS	129300-20300	2	12
RES - SPANISH STIPEND	197001-20311	2	30
RES AUX SSF MERIT RES	332803-20301	5	37
RES AUX SSF NON-FAC SALARY INC	332803-20300	5	37
RES FOR BUDGET ADJ-SA	202804-20300	3	18
RES NON-FACULTY SAL INC OTHER	210451-20306	3	23
RES PARKING FACILITIES	322101-20300	5	31
RES-AUX ENT NON-FAC SALARY INC	326002-20302	5	32
RES-BUDGET ADJUSTMENTS-CORR	202800-20300	3	17
RES-DEAN CHSSA	200497-20301	3	8
RES-DES NON-FAC SALARY INC	210452-20302	3	23
RES-HEF NON-INSTRUCTIONAL EQPMT BA	185002-20301	2	28
RES-INVESTMENT EARNINGS	222900-20300	3	31
RES-NON FACULTY SALARY SAVINGS	197000-	2	30
RES-OFF CAMPUS TRAVEL	257151-20300	3	45
RES-UNALLOCATED HEF	185010-20300	2	29
RES-UNCOMMITTED BUDGET	329993-20300	5	32
RES-VPAA SUMMER ADJUNCTS	202801-20301	3	17
RES-WINTER TERM SALARIES	129600-20300	2	12
RESEARCH COMPLIANCE	200496-20301	3	8
RESEARCH DEVELOPMENT FUND	100006-	2	1
RESEARCH DEVELOPMENT FUND	140800-20300	2	15
RESEARCH GA SUPPLEMENT	130000-20303	2	13
RESERVE BUSINESS & ADMIN	202802-20300	3	17
RESERVE PROV CONTINGENCY AA	202806-20300	3	18
RESIDENCE LIFE SYSTEM - BAD DEBT	310000-20200	5	13
RESLIFE - DOOR ACCESS	310000-20313	5	15
RESLIFE - FACILITIES CHARGEBACKS	310000-20360	5	16
RESLIFE - HALL OPERATIONS	310000-20323	5	16
RESLIFE - MAINT PROJ	310000-20320	5	16
RESLIFE - RA MEAL CHARGES	310000-20319	5	15
RESLIFE - RESERVE	310000-20500	5	16
RESLIFE - ROOM CHARGESCOMP	310000-20309	5	15
RESLIFE - SINGLE - FALL	310002-11002	5	17
RESLIFE - SINGLE - SPRING	310002-12002	5	17
RESLIFE - SINGLE - SUM I	310002-13002	5	17
RESLIFE - SINGLE SUM II	310002-14002	5	17
RESLIFE - SUSTAINABILITY	310000-20324	5	16
RESLIFE - TECHNOLOGY	310000-20311	5	15
RESLIFE - UPD	310000-20300	5	14
RESLIFE - WAGES	310000-20302	5	14
RESLIFE CABLE	310000-20310	5	15
RESLIFE CREDIT CARD SERVICES	310000-20304	5	14
RESLIFE CUST & MAINT COSTS	310000-20800	5	17
RESLIFE DATA AND PHONE	310000-20305	5	14

Printed on a Xerox 9700 Laser Printing System at the Computing Services Center / Texas A&M University

Form: URGB01 (02/05/85)

Name	Account	Section	Page
RESLIFE INSURANCE PREMIUMS	310000-20303	5	14
RESLIFE LAUNDRY CONTRACT	310000-20306	5	14
RESLIFE LLCS	310000-20315	5	15
RESLIFE OPERATIONS	310000-20301	5	14
RESLIFE PROGRAMMING	310000-20312	5	15
RESLIFE REV-GROUPS	310000-10001	5	13
RESLIFE SCHOLARSHIPS	310000-20308	5	14
RESLIFE UTILITIES	310000-20307	5	14
RESLIFE-DEFERRED MAINT	310000-20401	5	16
REST TUITION DISCOUNTS	499990-20300	6	1
RETENTION INITIATIVES	257190-20300	3	45
REVENUE-FOOTBALL	300030-15000	5	2
REVENUE-MEN'S BASKETBALL	300031-15000	5	3
REVENUE-SOFTBALL	300041-15000	5	10
REVENUE-VOLLEYBALL	300040-15000	5	9
REVENUE-WOMEN'S BASKETBALL	300032-15000	5	4
REVENUE-WOMEN'S SOCCER	300035-15000	5	6
RODEO SCHOLARSHIPS	201802-20300	3	14
RSC - ASSESSMENTS	321300-20365	5	25
RSC - AUXILIARY RENTALS	321300-10004	5	24
RSC - OPERATING	321300-20307	5	25
RSC - REPAIRS	321300-20801	5	25
RSC CREDIT CARD CHARGES	321300-20313	5	25
RSC FEE - BAD DEBT EXPENSE	321300-20200	5	24
RSC INSURANCE PREMIUMS	321300-20301	5	24
RSC MARKETING	321300-20308	5	25
RSC PROGRAMMING	321300-20306	5	25
RSC PROJECTS	321300-20305	5	24
RSC PURCHASE OF GOODS FOR RESALE	321300-20450	5	25
RSC REVENUES	321300-10001	5	24
RSC SAM RAYBURN STUDENT CENTER	321300-20300	5	24
RSC UNALLOCATED	321302-20300	5	26
RSC UNION CENTER FEE - FALL	321302-11002	5	25
RSC UNION CENTER FEE - SPRING	321302-12002	5	26
RSC UNION CENTER FEE - SUM I	321302-13002	5	26
RSC UNION CENTER FEE - SUM II	321302-14002	5	26
RSC UTILITIES	321300-20302	5	24
RSC WAGES	321300-20800	5	25
S.E.E.D.S	331210-20302	5	35
SAFE SPACES ALLY PROJECT	330305-20102	5	33
SAFETY OFFICE	242190-20300	3	35
SAFETY OFFICE	162190-20300	2	19
SAFETY OFFICE - EVENT SERVICES	242190-20310	3	35
SAFETY OFFICE - FIRE SYSTEMS	242190-20302	3	35
SAGO - GOVT RELATIONS	160041-20300	2	17
SALARIES-CHEERLEADING	300042-70001	5	10
SALARIES-DANCE	300043-70001	5	11
SALARIES-FOOTBALL	300030-70001	5	3
SALARIES-MEN'S BASKETBALL	300031-70001	5	3
SALARIES-MEN'S GOLF	300033-70001	5	5
SALARIES-MEN'S TRACK/FIELD	300036-70001	5	7

Printed on a Xerox 9700 Laser Printing System at the Computing Services Center / Texas A&M University

Form: URGB01 (02/05/85)

Name	Account	Section	Page
SALARIES-SOFTBALL	300041-70001	5	10
SALARIES-VOLLEYBALL	300040-70001	5	9
SALARIES-WOMEN'S BASKETBALL	300032-70001	5	4
SALARIES-WOMEN'S GOLF	300034-70001	5	5
SALARIES-WOMEN'S SOCCER	300035-70001	5	6
SALARIES-WOMEN'S TRACK/FIELD	300037-70001	5	7
SAM RAYBURN SERIES ON RURAL LIFE	261650-20300	3	46
SAM RAYBURN SPEAKER SERIES	261650-20301	3	46
SARA PROGRAM	201929-20300	3	15
SCHOLARSHIPS	200505-20300	3	9
SCHOLARSHIPS	310010-20311	5	19
SCHOLARSHIPS - GRADUATE	200505-20308	3	10
SCHOLARSHIPS-EMPL-PRES-ENHAN	201915-20300	3	14
SDRS OPERATING	256040-20300	3	43
SDRS STUDENT SERVICE FEES	332108-20300	5	37
SHIPPING/RECEIVING	242195-20300	3	35
SHIPPING/RECEIVING	162195-20300	2	19
SOC & CRIMINAL JUSTICE	250190-20300	3	37
SOCIAL WORK	251191-20300	3	41
SOCIAL WORK	121191-20300	2	8
SOCIOLOGY & CRIMINAL JUSTICE	120190-20300	2	6
SPEC ITEM - TAB/INSTITUTE FOR COMP	150100-20300	2	16
SPECIAL EVENTS - CSE	210191-20303	3	23
SPECIAL EVENTS VP BUSINESS & ADMIN	210197-20300	3	23
SPECIAL EVENTS-COLL EDUCATION	210191-20302	3	23
SPECIAL EVENTS-PRES-OFFICL FCTN	210196-20300	3	23
SPORT PERFORMANCE	300050-90009	5	12
SPORTS MEDICINE-ALL SPORTS	300057-30000	5	12
SS-INVESTMENT EARNINGS	330005-10000	5	33
STAFF COUNCIL	201928-20300	3	14
STATE PAID UCI - O&M PLANT	175007-	2	25
STATE PD RTMT - ACADEMIC SUPPORT	176004-	2	26
STATE PD RTMT - INST SUPPORT	176006-	2	26
STATE PD RTMT - INSTRUCTION	176001-	2	26
STATE PD RTMT - PLANT O&M	176007-	2	26
STATE PD RTMT - PUBLIC SUPPORT	176003-	2	26
STATE PD RTMT - RESEARCH	176002-	2	26
STATE PD RTMT - STUDENT SERVICE	176005-	2	26
STATE PD UCI - ACADEMIC SUPPORT	175004-	2	25
STATE PD UCI - INST SUPPORT	175006-	2	25
STATE PD UCI - INSTRUCTION	175001-	2	25
STATE PD UCI - PUBLIC SERVICE	175003-	2	25
STATE PD UCI - RESEARCH	175002-	2	25
STATE PD UCI - STUDENT SERVICES	175005-	2	25
STATE WORK STUDY MATCH-ACADEMIC	202304-20300	3	17
STATE WORK STUDY MATCH-STUDENT SERV	202305-20300	3	17
STUDENT FEE COLLECTIONS	210190-20300	3	22
STUDENT FEE COLLECTIONS	210190-11002	3	22
STUDENT GOVERNMENT	331906-20300	5	36
STUDENT HEALTH SERVICES	331907-20300	5	36
STUDENT HEALTH SERVICES	321900-20300	5	30

Printed on a Xerox 9700 Laser Printing System at the Computing Services Center / Texas A&M University

Form: URGB01 (02/05/85)

Name	Account	Section	Page
STUDENT SERVICES FEE-BAD DEBT	330000-20200	5	33
STUDENT SERVICES FEE-FALL	330000-11002	5	32
STUDENT SERVICES FEE-SPRING	330000-12002	5	32
STUDENT SERVICES FEE-SUMMER I	330000-13002	5	32
STUDENT SERVICES FEE-SUMMER II	330000-14002	5	33
STUDENT SRVS REMISSIONS & EXEMPTION	332799-20300	5	37
STUDENT STAFF RECRUITMENT	310000-20326	5	16
STUDENT STAFF TRAINING	310000-20327	5	16
STUDENT SUPPORT SERVICES	201304-20300	3	13
SUMMER AID	300050-90012	5	12
SUMMER BUSINESS MODEL	200485-20300	3	8
SUMMER EARNINGS - CHSSA	129505-20301	2	12
SUMMER EARNINGS - COB	129505-20303	2	12
SUMMER EARNINGS - COEHS	129505-20302	2	12
SUMMER EARNINGS - COSE	129505-20304	2	12
SUMMER EARNINGS - GRAD SCHOOL	129505-20307	2	12
SUMMER EARNINGS - LIBRARY	129505-20306	2	12
SVCS AGREEMENT - CUSTOMER'S BANK	242045-20303	3	33
SYSTEM EMP BENEFITS ADVISORY COUN	201914-20300	3	14
TAMUC RODEO TEAM	202010-20300	3	15
TEAM TRAVEL-FOOTBALL	300030-70004	5	3
TEAM TRAVEL-MEN'S BASKETBALL	300031-70004	5	4
TEAM TRAVEL-MEN'S CC	300038-70004	5	8
TEAM TRAVEL-MEN'S GOLF	300033-70004	5	5
TEAM TRAVEL-MEN'S TRACK/FIELD	300036-70004	5	7
TEAM TRAVEL-SOFTBALL	300041-70004	5	10
TEAM TRAVEL-VOLLEYBALL	300040-70004	5	9
TEAM TRAVEL-WOMEN'S BASKETBALL	300032-70004	5	4
TEAM TRAVEL-WOMEN'S CC	300039-70004	5	8
TEAM TRAVEL-WOMEN'S GOLF	300034-70004	5	6
TEAM TRAVEL-WOMEN'S SOCCER	300035-70004	5	6
TEAM TRAVEL-WOMEN'S TRACK/FIELD	300037-70004	5	8
TEXAS AFFORDABLE BACCALAUREATE TAB	202008-20300	3	15
TEXAS COLLEGE WORK STUDY	100890-	2	5
TEXAS COLLEGE WS PROGRAM-ACAD	132890-20300	2	15
TEXAS COLLEGE WS PROGRAM-SS	132891-20300	2	15
THEATRE	120131-20300	2	6
THEATRE	250131-20300	3	37
THESIS/DISSERTATION SPECIALIST	210013-20309	3	19
TPEG - NON RESIDENTS	222002-	3	31
TPEG - RESIDENTS	222001-	3	31
TRAINING & DEVELOPMENT	162180-20300	2	19
TRAINING & DEVELOPMENT - OPERATIONS	242180-20300	3	34
TRANSFER ADMISSION	166200-20300	2	21
TRANSITIONAL SALARY RESERVES	202800-20304	3	17
TRANSPORTATION	272000-20300	4	1
TUIT SETASIDE-NR GRANT-FALL	100400-11003	2	3
TUIT SETASIDE-NR GRANT-SPRNG	100400-12003	2	3
TUIT SETASIDE-NR GRANT-SUMI	100400-13003	2	3
TUIT SETASIDE-NR GRANT-SUMII	100400-14003	2	4
TUIT SETASIDE-RES GRANT-FALL	100400-11002	2	3

Printed on a Xerox 9700 Laser Printing System at the Computing Services Center / Texas A&M University

Name	Account	Section	Page
TUIT SETASIDE-RES GRANT-SPRNG	100400-12002	2	3
TUIT SETASIDE-RES GRANT-SUMI	100400-13002	2	3
TUIT SETASIDE-RES GRANT-SUMII	100400-14002	2	4
TUIT SETASIDE-RES LOAN-SUM I	100300-13002	2	3
TUIT SETASIDE-RES LOAN-SUMII	100300-14002	2	3
TUITION REBATES	132901-20300	2	15
TUITION SETASIDE-NR LOAN-FALL	100300-11003	2	2
TUITION SETASIDE-NR LOAN-SPRNG	100300-12003	2	2
TUITION SETASIDE-NR LOAN-SUM I	100300-13003	2	3
TUITION SETASIDE-NR LOAN-SUMII	100300-14003	2	3
TUITION SETASIDE-RES LOAN-FALL	100300-11002	2	2
TUITION SETASIDE-RES LOAN-SPRING	100300-12002	2	2
TUITION-NONRESIDENT-FALL	100100-11003	2	1
TUITION-NONRESIDENT-SPRING	100100-12003	2	2
TUITION-NONRESIDENT-SUMMER I	100100-13003	2	2
TUITION-NONRESIDENT-SUMMER II	100100-14003	2	2
TUITION-RESIDENT-FALL	100100-11002	2	1
TUITION-RESIDENT-SPRING	100100-12002	2	2
TUITION-RESIDENT-SUMMER I	100100-13002	2	2
TUITION-RESIDENT-SUMMER II	100100-14002	2	2
TURF REPLACEMENT	210997-20345	3	24
UCD - OPERATING	200402-20301	3	7
UCOLL - MATH SKILLS CENTER	127135-20301	2	10
UNALLOCATED BUDGET	202800-20301	3	17
UNEMPLOYMENT COMP INS RESERVE (UCI)	272100-	4	1
UNIVERSITY COLLEGE	257135-20300	3	44
UNIVERSITY COLLEGE	127135-20300	2	10
UNIVERSITY GALLERY	332101-20300	5	36
UNIVERSITY PARKING PERMITS	322100-20302	5	31
UNIVERSITY PLAYHOUSE	332100-20300	5	36
UNIVERSITY POLICE	322100-20300	5	31
UNIVERSITY POLICE	162210-20300	2	19
UNIVERSITY POLICE	242210-20300	3	35
UNIVERSITY POLICE CONT SERVICE	242210-20700	3	36
UPD - CAMERA SURVEILLANCE	242210-20303	3	35
UPD - IRIS/PAWS/LYNX	242210-20301	3	35
UPD - UNIFORM CLEANING	242210-20305	3	36
UPWARD BOUND	202103-20300	3	15
USF - ADVISING FEE	215125-20300	3	27
USF - ADVISING RES	215125-20500	3	28
USF - BAD DEBT	215000-20200	3	25
USF - CAMPUS TRANSPORTATION	215140-20300	3	29
USF - CHSSA ADVISING	215125-20302	3	27
USF - CHSSA ENHANCEMENT FEE	215200-20300	3	29
USF - COB ADVISING	215125-20304	3	28
USF - COB ENHANCEMENT FEE	215230-20300	3	29
USF - COEHS ADVISING	215125-20303	3	27
USF - COEHS ENHANCEMENT FEE	215225-20300	3	29
USF - COUNSELING SERVICES	215137-20300	3	29
USF - CSE ADVISING	215125-20307	3	28
USF - CSE ENHANCEMENT FEE	215235-20300	3	29

Form: URGB01 (02/05/85)
Printed on a Xerox 9700 Laser Printing System at the Computing Services Center / Texas A&M University

Form: URGB01 (02/05/85)

Name	Account	Section	Page
USF - FALL	215000-11002	3	24
USF - GRAD ADVISING	215125-20305	3	28
USF - GT - FALL	215000-11003	3	25
USF - GT - PERM FY19 & BEYOND	215000-20319	3	25
USF - GT - SPRING	215000-12003	3	25
USF - GT - SUM I	215000-13003	3	25
USF - GT - SUM II	215000-14003	3	25
USF - INTERNAT EDUC SCHOLARSHIPS	215110-20300	3	26
USF - LIBRARY	215105-20300	3	26
USF - LIBRARY RES	215105-20500	3	26
USF - SCHOOL OF AG ENHANCEMENT FEE	215240-20300	3	29
USF - SPRING	215000-12002	3	25
USF - STUDENT ID - EQUIPMENT	215130-20302	3	28
USF - STUDENT ID - SRSC RENTAL	215130-20301	3	28
USF - STUDENT IDENTIFICATION	215130-20300	3	28
USF - SUM I	215000-13002	3	25
USF - SUM II	215000-14002	3	25
USF - TECH FEE RES	215100-20500	3	26
USF - TRANSCRIPT FEE	215115-20300	3	27
USF - TRANSCRIPT RES	215115-20500	3	27
USF - TUTORING FEE	215120-20300	3	27
USF - TUTORING RES	215120-20500	3	27
USF - UCOLL ADVISING	215125-20306	3	28
USF - VPSAS - ADVISING	215125-20301	3	27
USF -STUDENT HEALTH SERVICES	215135-20300	3	29
USF STUDENT ID - RES	215130-20500	3	29
USF-CONTRACT SVCS PYMT IT	215101-20300	3	26
USF-CONTRACT SVCS-CONTINGENCY	215101-20301	3	26
USF-CREDIT CARD CHARGES	215000-20301	3	25
USF-DOCUMENT MGMT SYSTEM	215102-20300	3	26
USF-INST TECH MICROSOFT AGREEMENT	215102-20302	3	26
USF-IT SOFTWARE MAINT	215102-20308	3	26
UTILITIES	202104-20300	3	15
UTILITIES PAYROLL	180500-20300	2	28
VENDING MACHINE SALES-REV-DRINK	322200-10001	5	31
VENDING MACHINE SALES-REV-SNACK	322200-10000	5	31
VETERAN'S AFFAIRS	202201-20300	3	15
VP ADVANCEMENT	200400-20300	3	7
VP BUSINESS & ADMINISTRATION	202296-20300	3	16
VP BUSINESS & ADMINISTRATION	160051-20300	2	17
VPAA OPERATING	256000-20300	3	42
VPAA PROFESSIONAL DEVELOPMENT	210193-20300	3	23
VPAA STRATEGIC INITIATIVE FUNDING	160049-20300	2	17
VPBA - UPD PERM SAL SAVINGS	160051-20311	2	18
VPBA LEADERSHIP COHORT	202280-20300	3	15
VPBA PERM SAL SAVINGS	160051-20310	2	18
VPBA TRAVEL FUND	240053-20300	3	32
VPIA PERM NON-FAC SAL SAVINGS	200400-20310	3	7
VPMRK - COMMUNITY RELATIONS	200313-20302	3	7
VPMRK - PERM SAL SAV	164140-20310	2	20
WORK STUDY-MATCHING STUDENT SERVICE	202301-20300	3	16

Printed on a Xerox 9700 Laser Printing System at the Computing Services Center / Texas A&M University

Form: URGB01 (02/05/85)

Name	Account	Section	Page
WORK STUDY-MATCHING/ACADEMIC	202302-20300	3	17

Printed on a Xerox 9700 Laser Printing System at the Computing Services Center / Texas A&M University

Form: URGB01 (02/05/85)

Name	Account	Section	Page

****
* *
* BLANK PAGE *
* *
****

Printed on a Xerox 9700 Laser Printing System at the Computing Services Center / Texas A&M University

12.03.99.R1 Faculty Workload

Approved August 8, 2013
Next Scheduled Review August 8, 2018

Rule Statement

This rule is established to provide specific guidelines regarding the workload for faculty. The assignments will be implemented only as institutional resources are available, with teaching loads having the first priority.

Reason for Rule

This rule documents the standards for full-time faculty academic workload requirements and the range of acceptable assignments within the definitions of faculty workload in accordance with System Policy *12.03 Faculty Academic Workload and Reporting Requirements*.

Procedures and Responsibilities

1. GENERAL

    1.1 The workload assignment must be primarily the responsibility of an academic unit and its department or college head. These administrators must be held accountable for individual compliance with institutional procedures. (THECB Faculty Workload Policy Guidelines, 1999)

    1.2 In order to accommodate disciplinary, department and college differences, each college will establish, publish and consistently administer faculty load practices that follow guidelines described in this rule.

2. TEACHING LOAD

    2.1 Tenured/Tenure-track faculty

        2.1.1 Academic teaching load is only part of total workload which also includes Research, Scholarly and Creative Activities (RSCA).

2.1.2 The normal academic teaching load for tenured/tenure-track faculty members is 24 workload credits per academic year.

2.1.3 Academic teaching load should not exceed 15 workload credits in any given long semester.

2.2 Non-tenure-track faculty

2.2.1 For non-tenure-track faculty, teaching is the primary assignment, though professional development and service may be expected as well. However, there is no RSCA expectation for these faculty members.

2.2.2 The normal academic teaching load for non-tenure-track faculty is 30 workload credits per year.

2.2.3 Academic teaching load should not exceed 18 workload credits in any given long semester.

2.2.4 Faculty converted from tenure-track to non-tenure-track will have an academic teaching load of 30 workload credits per year.

2.3 Teaching loads may vary as specified by contract, but must meet minimum standards described in System Policy 12.03.

2.4 The non-instructional workload may include administrative, scholarly and service activities.

3. CREDIT-GENERATING ACTIVITIES

3.1 For the purpose of calculating teaching loads, the following equivalents will be used:

3.1.1 Undergraduate Lecture and Seminar Courses: 1.0 semester credit hours equivalent to 1.0 workload credit.

3.1.2 Graduate Lecture and Seminar Courses: 1.0 semester credit hours equivalent to 1.33 workload credits.

3.2 Each college shall develop and maintain a published procedure for workload in the following areas:

3.2.1 Honor's Thesis Supervision.

3.2.2 Master's Thesis Supervision.

3.2.3 Doctoral Dissertation Supervision.

3.2.4 Independent Study.

3.2.5 Laboratory Instruction.

3.2.6 Clinical Instruction.

3.2.7 Music Studio and Ensemble Instruction.

3.2.8 Art Studio Instruction.

3.2.9 Team Teaching.

3.3 College procedures are subject to periodic review and approval by the Provost, in consultation with Deans' Council and the Faculty Senate President.

3.4 It is the responsibility of department heads and college deans to ensure that workload credits are assigned equitably.

3.4.1 Faculty complaints about workload credit assignment are to be addressed at the department level and referred to the college dean, if unresolved.

3.4.2 The Dean will convene an *ad hoc* Panel of Peers to review workload complaints, as described in Section 7 of this rule.

3.5 Workload credits not applied during an academic year must be applied in the next long semester, or they will be forfeited.

3.5.1 A faculty member may voluntarily waive claim to workload credits.

3.5.2 Voluntary forfeiture must be accompanied by a written agreement, signed by the faculty member, the Department Head and the College Dean.

3.6 An individual faculty member should not be responsible for teaching more than 500 undergraduate students or 150 graduate students in a given semester without appropriate support services.

3.6.1 Appropriate support services may include one or more of the following, as deemed appropriate by the faculty member, the Department Head and the College Dean:

3.6.1.1 Graduate assistant, or

3.6.1.2 Part-time administrative assistant, or

3.6.1.3 Student worker to assist with non-class related activities, or

3.6.1.4 Other, as deemed appropriate and necessary.

4. ADMINISTRATIVE ASSIGNMENTS

4.1 Faculty members may receive workload credit for designated administrative assignments.

4.2 The amount of workload credit is dependent upon the complexity of the assignment and the number of faculty, staff and/or students supervised.

4.3 Positions may include:

4.3.1 Assistant or Associate Dean.

4.3.2 Director of a School, Center, Program or Clinic.

4.3.3 Department Head.

4.3.4 Program Coordinator.

4.3.5 Others, as deemed necessary.

5. NON-ADMINISTRATIVE ASSIGNMENTS

5.1 Adjustments to workload credit may also be given for non-administrative assignments for special circumstances that advance the mission of the department, college and university.

5.2 These activities may include, but are not limited to:

5.2.1 Program and Curriculum Revisions, such as:

5.2.1.1 Developing a new degree program.

5.2.1.2 Conducting major curriculum revisions.

5.2.1.3 Developing a new course.

5.2.1.4 Developing an online version of an existing course.

5.2.1.5 Program reviews, including evaluation of SLOs and program effectiveness.

5.2.2 Coordinating student advising or student learning support activities.

5.2.3 Scholarship-related activities

5.2.3.1 Preparation of a major grant or contract proposal.

5.2.3.2 Initiation of a major research project.

5.2.3.3 Reassigned time required for and funded by an external funding source.

5.2.3.4 Reassigned time for scholarly activities will comply with time and effort requirements described in University Procedure *15.01.01.R0.04 Time and Effort Certification*.

5.2.4 New faculty may receive workload credit for a defined time for:

5.2.4.1 Course development.

5.2.4.2 Initiation of scholarly activities.

5.2.4.3 Other duties as necessary to meet departmental expectations.

5.2.5 Supervision and direction of doctoral level graduate students.

5.2.6 Extraordinary service activities directly supporting the institutional mission, goals, and/or public interest as determined by the President or the Provost.

5.2.7 Special presidential initiatives.

5.3 With the consent of the Provost, a college dean may grant workload credit for reasons not described.

6. MONITORING WORKLOAD

6.1 Consistent with System Policies and University Rules and Procedures, ensuring an equitable academic workload is ultimately the responsibility of the Provost, in consultation with Deans and Departments Heads.

6.2 All faculty workload reports are to be submitted to the Provost and Vice President for Academic Affairs, who submits the reports through administrative channels for approval and comment as appropriate prior to submitting the reports to the Chancellor and the Texas Higher Education Coordinating Board (THECB). The standard reporting format and deadlines as provided by the THECB in accordance with Section 51.402 (c) and Section 51.403 (b), (c) and (d) of the Texas Education Code will be followed.

7. REQUEST FOR REVIEW OF ACADEMIC WORKLOAD ASSIGNMENTS

7.1 The faculty member has the right to request a review of workload assignment before a *Panel of Peers*.

7.2 The Panel of Peers will:

7.2.1 Be established on an *ad hoc* basis only.

7.2.2 Consist of three to five tenured faculty from the faculty member's college, preferably from outside the faculty member's department.

7.2.3 Conduct an investigation into the faculty member's complaint, using whatever materials or means necessary to reach a valid conclusion.

7.2.4 Make a recommendation to the Dean, who will make a decision concerning the complaint.

7.3 The Dean's decision will be communicated to the faculty member and department head.

7.4 Should the faculty member not be satisfied with the Dean's decision, all materials will be forwarded to the Provost for review and final disposition.

Related Statutes, Policies, or Requirements

Texas Education Code Section 51.402 and Section 51.403

THECB Faculty Workload Policy Guidelines, May 13, 1999

System Policy *12.03 Faculty Academic Workload and Reporting Requirements*

University Procedure *15.01.01.R0.04 Time and Effort Certification*

Suspends University Procedure *12.03.99.R0.01 Faculty Workload*

Appendix

Workload Equivalency Form – Reassigned Time Request

Contact Office

Provost and Vice President for Academic Affairs
903-886-5439



TEXAS A&M UNIVERSITY
CORPUS CHRISTI

Board Approved Operating Budgets

Fiscal Year Ending August 31, 2019

Table of Contents

Section	Title
1	Statement of Changes in Fund Balance
2	Functional and General Funds
3	Designated Funds
4	Designated Service Departments
5	Auxiliary Enterprises
6	Restricted Funds
7	Plant Funds
8	Transfers by Account
9	Allocations by Account
10	Index by Account Number
11	Index by Account Name
Appendix	Faculty Academic Workload Policy

Form: URGB01 (02/05/85)
Printed on a Xerox 9700 Laser Printing System at the Computing Services Center / Texas A&M University

Table of Contents

Section Title
-------- --

****
* *
* BLANK PAGE *
* *
****

Form: URGB01 (02/05/85)
Printed on a Xerox 9700 Laser Printing System at the Computing Services Center / Texas A&M University

Form: URGB01 (02/05/85)

Description	Current Funds: Functional and General	Current Funds: Designated	Current Funds: Auxiliary Enterprises	Current Funds: Restricted	Plant Funds	Total
Revenues						
State Approp - General Revenue	48,065,037					48,065,037
State Approp - Benefits Pd by St	10,082,567					10,082,567
Higher Education Fund	11,136,344					11,136,344
Tuition - State	18,461,660					18,461,660
Tuition - Designated		36,844,201				36,844,201
Discounts and Allowances-Tuition	5,867,643-	11,685,376-				17,553,019-
Fees	318,300	29,244,365	19,588,567			49,151,232
Discounts and Allowances-Fees	61,799-	7,617,463-	6,079,454-			13,758,716-
Exemptions	1,810,105	5,379,807	2,038,292			9,228,204
Contracts and Grants		3,261,374		23,590,923		26,852,297
Student Financial Assistance		75,856		31,000,000		31,075,856
Gifts		134,720	692,000	5,821,556		6,648,276
Sales and Services		2,068,046	5,889,455	384,320		8,341,821
Investment Income	50,000	1,575,000	750,000	214,000		2,589,000
Other Operating Income		206,000	604,365			810,365
Other Non-Operating Income			47,000			47,000
Total Revenue	83,994,571	59,486,530	23,530,225	61,010,799		228,022,125
Expenses						
Salaries - Faculty	24,221,403	17,492,920	14,400	2,056,913		43,785,636
Salaries - Non-Faculty	20,604,830	11,331,504	8,444,148	5,798,017		46,178,499
Wages	596,528	2,802,052	1,381,754	2,886,700		7,667,034
Benefits	14,305,060	5,913,634	2,743,742	2,528,189		25,490,625
Utilities	1,072,504	3,503,701	1,039,102	52,395		5,667,702
Scholarships	1,824,239	11,595,806	4,510,292	36,195,846		54,126,183
Scholarship Discounts	250,088-	4,053,873-	2,016,671-	24,991,104-		31,311,736-
Operations and Maintenance	9,490,323	21,730,934	7,547,484	12,041,248		50,809,989
Equipment (Capitalized)	3,142,280	908,070	1,155,687	1,099,537		6,305,574
Total Expense(Less Service Depts)	75,007,079	71,224,748	24,819,938	37,667,741		208,719,506
Net Service Departments		206,115				206,115
Total Expense	75,007,079	71,430,863	24,819,938	37,667,741		208,925,621
Transfers						
Retirement of Indebtedness	12,545,400-	1,703,240-	4,847,864-			19,096,504-
Other Transfers	3,557,908	13,647,573	6,137,577	23,343,058-		
Total Transfers	8,987,492-	11,944,333	1,289,713	23,343,058-		19,096,504-
Net Change in Fund Balance						

Printed on a Xerox 9700 Laser Printing System at the Computing Services Center / Texas A&M University

Form: URGB01 (02/05/85)

Description	Current Funds: Functional and General	Current Funds: Designated	Current Funds: Auxiliary Enterprises	Current Funds: Restricted	Plant Funds	Total

****
* *
* BLANK PAGE *
* *
****

Printed on a Xerox 9700 Laser Printing System at the Computing Services Center / Texas A&M University

Form: URGB01 (02/05/85)

Account	Description	Beginning Balance	Revenues	Net Allocations	Expenditures	Increase (Decrease)	Ending Balance
100010	STATE APPN E & G STATE SUPPORT						
	Revenue						
	State Approp - Gene		46,870,132				
	Account Total	0	46,870,132	46,870,132-	0	0	0
100040	STAFF BENEFITS PAID DIRECTLY BY STA						
	Revenue						
	State Approp - Bene		1,332,543				
	Account Total	0	1,332,543	1,332,543-	0	0	0
100050	ART I GROUP INS PREM FROM ERS						
	Revenue						
	State Approp - Bene		5,230,086				
	Account Total	0	5,230,086	5,230,086-	0	0	0
100060	HIGHER EDUCATION FUNDS REVENUE						
	Revenue						
	Higher Education Fu		11,136,344				
	Account Total	0	11,136,344	11,136,344-	0	0	0
100070	OASI STATE REVENUE						
	Revenue						
	State Approp - Bene		2,509,864				
	Account Total	0	2,509,864	2,509,864-	0	0	0
100080	ORP 6% BASE STATE FUNDED						
	Revenue						
	State Approp - Bene		1,010,074				
	Account Total	0	1,010,074	1,010,074-	0	0	0
100099	COMPREHENSIVE RESEARCH FUND FY 2019						
	Revenue						
	State Approp - Gene		1,194,905				
	Account Total	0	1,194,905	1,194,905-	0	0	0
101100	TUITION RESIDENT UNDERGRADUATE						
	Revenue						
	Tuition - State		11,852,401				
	Account Total	0	11,852,401	11,852,401-	0	0	0
101101	TUITION NONRESIDENT UNDERGRADUATE						
	Revenue						
	Tuition - State		2,832,176				
	Account Total	0	2,832,176	2,832,176-	0	0	0
101102	TUITION RESIDENT-GRADUATE						
	Revenue						
	Tuition - State		2,236,203				
	Account Total	0	2,236,203	2,236,203-	0	0	0

Printed on a Xerox 9700 Laser Printing System at the Computing Services Center / Texas A&M University

Form: URGB01 (02/05/85)

Account	Description	Beginning Balance	Revenues	Net Allocations	Expenditures	Increase (Decrease)	Ending Balance
101103	TUITION NONRESIDENT-GRADUATE						
	Revenue						
	Tuition - State		1,540,880				
	Account Total	0	1,540,880	1,540,880-	0	0	0
101499	TUITION REMISSIONS AND EXEMPTIONS						
	Revenue						
	Discounts and Allow		5,867,643-				
	Discounts and Allow		61,799-				
	Exemptions		1,810,105				
	Account Total	0	4,119,337-	4,119,337	0	0	0
101510-43001	LAB FEES NURSING						
	Revenue						
	Fees		68,300				
	Account Total	0	68,300	68,300-	0	0	0
101600	THREE-PEAT FEES						
	Revenue						
	Fees		250,000				
	Account Total	0	250,000	250,000-	0	0	0
105500	INTEREST ON FUND 230						
	Revenue						
	Investment Income		50,000				
	Account Total	0	50,000	50,000-	0	0	0
111499	TUITION AND FEE WAIVER DUMMY EXPENS						
	Expense						
	Scholarships				1,810,105		
	Scholarship Discounts				250,088-		
	Account Total	0	0	1,560,017	1,560,017	0	0
120001	PRESIDENT'S OFFICE						
	Expense						
	Salaries - Non-Faculty				182,986		
	Benefits				7,200		
	Account Total	0	0	190,186	190,186	0	0
120002	PROVOST & ACAD VP						
	Expense						
	Salaries - Non-Faculty				426,647		
	Account Total	0	0	426,647	426,647	0	0
120003	EXECUTIVE VP-F&A SALARIES						
	Expense						
	Salaries - Non-Faculty				253,368		
	Account Total	0	0	253,368	253,368	0	0

Printed on a Xerox 9700 Laser Printing System at the Computing Services Center / Texas A&M University

Form: URGB01 (02/05/85)

Account	Description	Beginning Balance	Revenues	Net Allocations	Expenditures	Increase (Decrease)	Ending Balance
120004	ACCOUNTING SERVICES						
	Expense						
	Salaries - Non-Faculty				299,758		
	Wages				112		
	Operations and Maintenance				1,115		
	Account Total	0	0	300,985	300,985	0	0
120005	HUMAN RESOURCES						
	Expense						
	Salaries - Non-Faculty				450,706		
	Account Total	0	0	450,706	450,706	0	0
120006	EMPLOYEE DEVELOP & COMPLIANCE SVCS						
	Expense						
	Salaries - Non-Faculty				279,475		
	Account Total	0	0	279,475	279,475	0	0
120007	EXECUTIVE DIRECTOR ADMIN SVCS						
	Expense						
	Salaries - Non-Faculty				145,358		
	Account Total	0	0	145,358	145,358	0	0
120008	ACCOUNTS PAYABLE						
	Expense						
	Salaries - Non-Faculty				228,746		
	Account Total	0	0	228,746	228,746	0	0
120009	CONTRACT ADMIN AND PROPERTY						
	Expense						
	Salaries - Non-Faculty				319,746		
	Account Total	0	0	319,746	319,746	0	0
120010	PURCHASING						
	Expense						
	Salaries - Non-Faculty				392,101		
	Account Total	0	0	392,101	392,101	0	0
120011	PLAN & INST RESEARCH						
	Expense						
	Salaries - Non-Faculty				379,272		
	Account Total	0	0	379,272	379,272	0	0
120012	BUDGET						
	Expense						
	Salaries - Non-Faculty				196,444		
	Account Total	0	0	196,444	196,444	0	0

Printed on a Xerox 9700 Laser Printing System at the Computing Services Center / Texas A&M University

Form: URGB01 (02/05/85)

Account	Description	Beginning Balance	Revenues	Net Allocations	Expenditures	Increase (Decrease)	Ending Balance
120013	PAYROLL						
	Expense						
	Salaries - Non-Faculty				184,380		
	Account Total	0	0	184,380	184,380	0	0
120014	BURSAR						
	Expense						
	Salaries - Non-Faculty				324,840		
	Account Total	0	0	324,840	324,840	0	0
120015	ASOVP SALARIES						
	Expense						
	Salaries - Non-Faculty				35,016		
	Account Total	0	0	35,016	35,016	0	0
120018	UNIVERSITY POLICE						
	Expense						
	Salaries - Non-Faculty				1,031,146		
	Account Total	0	0	1,031,146	1,031,146	0	0
120020	COMMUNITY OUTREACH						
	Expense						
	Salaries - Non-Faculty				140,562		
	Account Total	0	0	140,562	140,562	0	0
120021	ADVANCEMENT SERVICES						
	Expense						
	Salaries - Non-Faculty				234,009		
	Account Total	0	0	234,009	234,009	0	0
120022	DEVELOPMENT - STATE SALARY						
	Expense						
	Salaries - Non-Faculty				347,345		
	Account Total	0	0	347,345	347,345	0	0
120023	VP FOR INST. ADV.						
	Expense						
	Salaries - Non-Faculty				331,522		
	Operations and Maintenance				1,456		
	Account Total	0	0	332,978	332,978	0	0
120024	UNIVERSITY CENTER						
	Expense						
	Salaries - Non-Faculty				64,970		
	Account Total	0	0	64,970	64,970	0	0

Printed on a Xerox 9700 Laser Printing System at the Computing Services Center / Texas A&M University

Form: URGB01 (02/05/85)

Account	Description	Beginning Balance	Revenues	Net Allocations	Expenditures	Increase (Decrease)	Ending Balance
120026	MAIL SERVICES						
	Expense						
	Salaries - Non-Faculty				91,790		
	Account Total	0	0	91,790	91,790	0	0
120027	MARCOM - OPERATIONS						
	Expense						
	Salaries - Non-Faculty				477,798		
	Account Total	0	0	477,798	477,798	0	0
120030	SAFETY						
	Expense						
	Salaries - Non-Faculty				140,870		
	Account Total	0	0	140,870	140,870	0	0
120032-00000	GRADUATE STUDIES						
	Expense						
	Wages				12,123		
	Operations and Maintenance				1,000		
	Account Total	0	0	13,123	13,123	0	0
120032-10001	GRADUATE STUDIES - ADMINISTRATION						
	Expense						
	Salaries - Non-Faculty				173,500		
	Account Total	0	0	173,500	173,500	0	0
120034	UNIVERSITY POLICE - LIBRARY						
	Expense						
	Wages				2,500		
	Operations and Maintenance				14,075		
	Account Total	0	0	16,575	16,575	0	0
120035	COMPTROLLER						
	Expense						
	Salaries - Non-Faculty				188,071		
	Account Total	0	0	188,071	188,071	0	0
120036	ACADEMIC POLICY & INSTITUTIONAL EFF						
	Expense						
	Salaries - Non-Faculty				131,001		
	Account Total	0	0	131,001	131,001	0	0
120040	ART MUSEUM						
	Expense						
	Salaries - Non-Faculty				72,538		
	Account Total	0	0	72,538	72,538	0	0

Printed on a Xerox 9700 Laser Printing System at the Computing Services Center / Texas A&M University

Form: URGB01 (02/05/85)

Account	Description	Beginning Balance	Revenues	Net Allocations	Expenditures	Increase (Decrease)	Ending Balance
120045	TITLE V						
	Expense						
	Salaries - Faculty				500		
	Salaries - Non-Faculty				348,336		
	Account Total	0	0	348,836	348,836	0	0
120072	ASSOC VP FOR ACADEMIC AFFAIRS						
	Expense						
	Salaries - Non-Faculty				61,001		
	Account Total	0	0	61,001	61,001	0	0
120075	UNALLOCATED SALARY POOL						
	Expense						
	Salaries - Faculty				7,495		
	Salaries - Non-Faculty				5,333		
	Account Total	0	0	12,828	12,828	0	0
120098	RESERVE						
	Expense						
	Salaries - Faculty				273,623		
	Account Total	0	0	273,623	273,623	0	0
121010	STAFF BEN PD BY APPN - INSTRUCTION						
	Expense						
	Benefits				6,616,288		
	Account Total	0	0	6,616,288	6,616,288	0	0
121011	STAFF BEN PD BY APPN - RESEARCH						
	Expense						
	Benefits				318,553		
	Account Total	0	0	318,553	318,553	0	0
121012	STAFF BEN PD BY APPN - PUBLIC SERVI						
	Expense						
	Benefits				98,146		
	Account Total	0	0	98,146	98,146	0	0
121014	STAFF BEN PD BY APPN - ACADEMIC SUP						
	Expense						
	Benefits				1,618,443		
	Account Total	0	0	1,618,443	1,618,443	0	0
121015	STAFF BEN PD BY APPN - STUDENT SERV						
	Expense						
	Benefits				565,469		
	Account Total	0	0	565,469	565,469	0	0

Printed on a Xerox 9700 Laser Printing System at the Computing Services Center / Texas A&M University

Form: URGB01 (02/05/85)

Account	Description	Beginning Balance	Revenues	Net Allocations	Expenditures	Increase (Decrease)	Ending Balance
121016	STAFF BEN PD BY APPN - INSTITUTIONA						
	Expense						
	Benefits				1,331,004		
	Account Total	0	0	1,331,004	1,331,004	0	0
121017	STAFF BEN PD BY APPN - PLANT						
	Expense						
	Benefits				245,602		
	Account Total	0	0	245,602	245,602	0	0
121020	BENEFIT DUMMY - INSTITUTIONAL EXPS						
	Expense						
	Benefits				10,793,505-		
	Account Total	0	0	10,793,505-	10,793,505-	0	0
121040	UNALLOCATED BENEFITS						
	Expense						
	Benefits				150,000		
	Account Total	0	0	150,000	150,000	0	0
121051	STAFF GROUP INSURANCE PREMIUMS-0001						
	Expense						
	Benefits				5,762,914		
	Account Total	0	0	5,543,439	5,762,914	219,475-	219,475-
121052	WCI ASSESSMENT - FUND 0001						
	Expense						
	Benefits				67,725		
	Account Total	0	0	67,725	67,725	0	0
121060	HAZARD DUTY PAY - FUND 0001						
	Expense						
	Wages				15,500		
	Account Total	0	0	15,500	15,500	0	0
121061	LONGEVITY PAY FUND 0001						
	Expense						
	Salaries - Non-Faculty				314,340		
	Account Total	0	0	314,340	314,340	0	0
121064	OASI - FUND 0001						
	Expense						
	Benefits				2,509,864		
	Account Total	0	0	2,509,864	2,509,864	0	0
121065	TEACHER RETIRMENT SYSTEM - STATE						
	Expense						
	Benefits				1,258,213		
	Account Total	0	0	1,258,213	1,258,213	0	0

Printed on a Xerox 9700 Laser Printing System at the Computing Services Center / Texas A&M University

Form: URGB01 (02/05/85)

Account	Description	Beginning Balance	Revenues	Net Allocations	Expenditures	Increase (Decrease)	Ending Balance
121067	OPTIONAL RETIREMENT PROGRAM - STATE						
	Expense						
	Benefits				1,010,074		
	Account Total	0	0	1,010,074	1,010,074	0	0
121068	UCI - STATE FUND 0001						
	Expense						
	Benefits				6,605		
	Account Total	0	0	6,605	6,605	0	0
121069	STATE LUMP SUM RESERVE						
	Expense						
	Wages				100,000		
	Account Total	0	0	100,000	100,000	0	0
121106	STUDENT AFFAIRS						
	Expense						
	Salaries - Non-Faculty				239,906		
	Account Total	0	0	239,906	239,906	0	0
121107	ADMISSIONS						
	Expense						
	Salaries - Non-Faculty				704,463		
	Account Total	0	0	704,463	704,463	0	0
121108	FINANCIAL ASSISTANCE						
	Expense						
	Salaries - Non-Faculty				644,361		
	Account Total	0	0	644,361	644,361	0	0
121109	RECORDS						
	Expense						
	Salaries - Non-Faculty				369,485		
	Account Total	0	0	369,485	369,485	0	0
121111	ENROLLMENT MANAGEMENT SERVICES						
	Expense						
	Salaries - Non-Faculty				158,884		
	Account Total	0	0	158,884	158,884	0	0
121116-10000	ACADEMIC ADVISING- CLA						
	Expense						
	Salaries - Non-Faculty				195,157		
	Account Total	0	0	195,157	195,157	0	0
121116-20000	ACADEMIC ADVISING- CLSE						
	Expense						
	Salaries - Non-Faculty				226,866		
	Account Total	0	0	226,866	226,866	0	0

Printed on a Xerox 9700 Laser Printing System at the Computing Services Center / Texas A&M University

Form: URGB01 (02/05/85)

Account	Description	Beginning Balance	Revenues	Net Allocations	Expenditures	Increase (Decrease)	Ending Balance
121116-30000	ACADEMIC ADVISING-EDUC						
	Expense						
	Salaries - Non-Faculty				118,833		
	Account Total	0	0	118,833	118,833	0	0
121116-40000	ACADEMIC ADVISING- NSNG						
	Expense						
	Salaries - Non-Faculty				151,346		
	Account Total	0	0	151,346	151,346	0	0
121116-50000	ACADEMIC ADVISING- CLBA						
	Expense						
	Salaries - Non-Faculty				131,910		
	Account Total	0	0	131,910	131,910	0	0
121116-70000	ACADEMIC ADVISING- ADMIN						
	Expense						
	Salaries - Non-Faculty				73,137		
	Account Total	0	0	73,137	73,137	0	0
121116-80000	ACADEMIC ADVISING- AATC						
	Expense						
	Salaries - Non-Faculty				127,942		
	Account Total	0	0	127,942	127,942	0	0
121117	VETERAN'S AFFAIRS OFFICE						
	Expense						
	Salaries - Non-Faculty				10,476		
	Account Total	0	0	10,476	10,476	0	0
121118	TESTING CENTER						
	Expense						
	Salaries - Non-Faculty				59,105		
	Account Total	0	0	59,105	59,105	0	0
130010	CORE CURRICULUM						
	Expense						
	Salaries - Faculty				593,981		
	Salaries - Non-Faculty				68,502		
	Account Total	0	0	662,483	662,483	0	0
130012-00000	PERFORMING ART CENTER-SALARIES						
	Expense						
	Salaries - Non-Faculty				122,129		
	Account Total	0	0	122,129	122,129	0	0

Printed on a Xerox 9700 Laser Printing System at the Computing Services Center / Texas A&M University

Form: URGB01 (02/05/85)

Account	Description	Beginning Balance	Revenues	Net Allocations	Expenditures	Increase (Decrease)	Ending Balance
130020	CENTER FOR FACULTY EXCELLENCE						
	Expense						
	Salaries - Non-Faculty				34,684		
	Wages				18,000		
	Account Total	0	0	52,684	52,684	0	0
130040-00000	ASSISTANTSHIPS:GRADUATE STUDENTS						
	Expense						
	Salaries - Faculty				3,333		
	Account Total	0	0	3,333	3,333	0	0
130040-10000	CGS ASSISTANTSHIPS						
	Expense						
	Salaries - Faculty				72,000		
	Account Total	0	0	72,000	72,000	0	0
130040-20000	EDLD ASSISTANTSHIPS						
	Expense						
	Salaries - Faculty				20,000		
	Account Total	0	0	20,000	20,000	0	0
130040-30000	ENG ASSISTANTSHIPS						
	Expense						
	Salaries - Faculty				32,400		
	Account Total	0	0	32,400	32,400	0	0
130040-40000	KINE ASSISTANTSHIPS						
	Expense						
	Salaries - Faculty				43,200		
	Account Total	0	0	43,200	43,200	0	0
130040-60000	PROVOST ASSISTANTSHIPS						
	Expense						
	Salaries - Faculty				72,000		
	Account Total	0	0	72,000	72,000	0	0
131020	DEPT OF COMM/MEDIA						
	Expense						
	Salaries - Faculty				620,349		
	Account Total	0	0	620,349	620,349	0	0
131021	DEPT OF ENGLISH						
	Expense						
	Salaries - Faculty				1,158,867		
	Account Total	0	0	1,158,867	1,158,867	0	0

Printed on a Xerox 9700 Laser Printing System at the Computing Services Center / Texas A&M University

Form: URGB01 (02/05/85)

Account	Description	Beginning Balance	Revenues	Net Allocations	Expenditures	Increase (Decrease)	Ending Balance
131022	DEPT OF PSYCHOLOGY & SOCIOLOGY						
	Expense						
	Salaries - Faculty				729,142		
	Account Total	0	0	729,142	729,142	0	0
131023-00000	CLA DEPT OF SOCIAL SCIENCES						
	Expense						
	Salaries - Faculty				1,092,812		
	Account Total	0	0	1,092,812	1,092,812	0	0
131024	DEPT OF ART						
	Expense						
	Salaries - Faculty				187,722		
	Account Total	0	0	187,722	187,722	0	0
131025	CLA DEPT OF MUSIC						
	Expense						
	Salaries - Faculty				741,234		
	Account Total	0	0	741,234	741,234	0	0
131026	CLA DEPT OF HUMANITIES						
	Expense						
	Salaries - Faculty				905,340		
	Account Total	0	0	905,340	905,340	0	0
131030-90001	COLLEGE OF LIBERAL ARTS-SALARY						
	Expense						
	Salaries - Non-Faculty				625,597		
	Account Total	0	0	625,597	625,597	0	0
131079	DEPT OF PSYCHOLOGY & SOCIOLOGY						
	Expense						
	Salaries - Faculty				313,948		
	Account Total	0	0	313,948	313,948	0	0
131080	DEPARTMENT OF THEATRE & DANCE						
	Expense						
	Salaries - Faculty				595,197		
	Account Total	0	0	595,197	595,197	0	0
132020	B/A-DS/ECO						
	Expense						
	Salaries - Faculty				865,330		
	Account Total	0	0	865,330	865,330	0	0
132021	B/A-ACCTG/BLAW/FIN						
	Expense						
	Salaries - Faculty				446,101		
	Account Total	0	0	446,101	446,101	0	0

Printed on a Xerox 9700 Laser Printing System at the Computing Services Center / Texas A&M University

Form: URGB01 (02/05/85)

Account	Description	Beginning Balance	Revenues	Net Allocations	Expenditures	Increase (Decrease)	Ending Balance
132022	B/A-MANAGEMENT						
	Expense						
	Salaries - Faculty				754,561		
	Account Total	0	0	754,561	754,561	0	0
132030	COLLEGE OF BUSINESS						
	Expense						
	Salaries - Faculty				67,887		
	Salaries - Non-Faculty				146,805		
	Account Total	0	0	214,692	214,692	0	0
133020	EDUC- ED ADMIN & RESEARCH						
	Expense						
	Salaries - Faculty				538,994		
	Account Total	0	0	538,994	538,994	0	0
133022	EDUC.-CURRIC. & INSTR.						
	Expense						
	Salaries - Faculty				61,986		
	Account Total	0	0	61,986	61,986	0	0
133023	EDUC-COUNSELING						
	Expense						
	Salaries - Faculty				248,376		
	Account Total	0	0	248,376	248,376	0	0
133024	EDUC-KINESIOLOGY						
	Expense						
	Salaries - Faculty				269,781		
	Account Total	0	0	269,781	269,781	0	0
133025	EDUC- TEACHER EDUCATION						
	Expense						
	Salaries - Faculty				321,154		
	Account Total	0	0	321,154	321,154	0	0
133030	COLLEGE OF EDUCATION M&O						
	Expense						
	Salaries - Non-Faculty				331,105		
	Account Total	0	0	331,105	331,105	0	0
133035	EARLY CHILDHOOD DEV. CTR-SCHOOL						
	Expense						
	Wages				9,655		
	Operations and Maintenance				3,838		
	Account Total	0	0	13,493	13,493	0	0

Printed on a Xerox 9700 Laser Printing System at the Computing Services Center / Texas A&M University

Form: URGB01 (02/05/85)

Account	Description	Beginning Balance	Revenues	Net Allocations	Expenditures	Increase (Decrease)	Ending Balance
133036	EDUC - GARCIA CENTER						
	Expense						
	Salaries - Non-Faculty				29,588		
	Operations and Maintenance				10,000		
	Account Total	0	0	39,588	39,588	0	0
134020	S&E - COMPUTING SCIENCES COMPUTING						
	Expense						
	Salaries - Faculty				605,874		
	Account Total	0	0	605,874	605,874	0	0
134021-00000	S&E-PHYSICAL & ENVIRONMENTAL SCI						
	Expense						
	Salaries - Faculty				395,612		
	Account Total	0	0	395,612	395,612	0	0
134022	S&E - MATH & STATISTICS						
	Expense						
	Salaries - Faculty				697,956		
	Account Total	0	0	697,956	697,956	0	0
134025-00000	S&E - LIFE SCIENCES						
	Expense						
	Salaries - Faculty				1,094,913		
	Account Total	0	0	1,094,913	1,094,913	0	0
134030-11001	COLLEGE OF SCI & ENG M&O DEANS OFF						
	Expense						
	Salaries - Non-Faculty				270,185		
	Account Total	0	0	270,185	270,185	0	0
134030-20000	S&E M&O - PHY & ENV SCIENCES						
	Expense						
	Salaries - Non-Faculty				65,419		
	Account Total	0	0	65,419	65,419	0	0
134030-30000	S&E M&O - MATH & STATISTICS						
	Expense						
	Salaries - Non-Faculty				30,006		
	Account Total	0	0	30,006	30,006	0	0
134030-40000	S&E M&O - LSCI						
	Expense						
	Salaries - Non-Faculty				151,280		
	Account Total	0	0	151,280	151,280	0	0

Printed on a Xerox 9700 Laser Printing System at the Computing Services Center / Texas A&M University

Form: URGB01 (02/05/85)

Account	Description	Beginning Balance	Revenues	Net Allocations	Expenditures	Increase (Decrease)	Ending Balance
134032-20002	LAB FEES S&E CHEMISTRY						
	Expense						
	Operations and Maintenance				103,010		
	Account Total	0	0	103,010	103,010	0	0
134032-40001	LAB FEES S&E BIOLOGY						
	Expense						
	Operations and Maintenance				110,507		
	Account Total	0	0	110,507	110,507	0	0
134032-40005	LAB FEES S&E BIOMEDICAL SCIENCES						
	Expense						
	Operations and Maintenance				6,949		
	Account Total	0	0	6,949	6,949	0	0
134034-10000	S&E ENCS RESEARCH STAFF						
	Expense						
	Salaries - Non-Faculty				16,779		
	Account Total	0	0	16,779	16,779	0	0
134034-11001	S&E DEAN RESEARCH STAFF						
	Expense						
	Salaries - Non-Faculty				32,624		
	Account Total	0	0	32,624	32,624	0	0
134034-40000	S&E LSCI RESEARCH STAFF						
	Expense						
	Salaries - Non-Faculty				25,308		
	Account Total	0	0	25,308	25,308	0	0
135022	COLLEGE OF NURSING - FACULTY						
	Expense						
	Salaries - Faculty				882,475		
	Account Total	0	0	882,475	882,475	0	0
135030	COLLEGE OF NURSING						
	Expense						
	Salaries - Faculty				148,840		
	Salaries - Non-Faculty				197,482		
	Account Total	0	0	346,322	346,322	0	0
135032	LAB FEES NURSING						
	Expense						
	Operations and Maintenance				68,300		
	Account Total	0	0	68,300	68,300	0	0

Printed on a Xerox 9700 Laser Printing System at the Computing Services Center / Texas A&M University

Form: URGB01 (02/05/85)

Account	Description	Beginning Balance	Revenues	Net Allocations	Expenditures	Increase (Decrease)	Ending Balance
135087	FACULTY PROMOTIONS $ REGENTS PROF						
	Expense						
	Wages				15,000		
	Account Total	0	0	15,000	15,000	0	0
135088-00000	FACULTY CONTINGENCY						
	Expense						
	Salaries - Faculty				6,418		
	Account Total	0	0	6,418	6,418	0	0
137022	CIO						
	Expense						
	Salaries - Non-Faculty				45,123		
	Account Total	0	0	45,123	45,123	0	0
137024	TECHNOLOGY SUPPORT SERVICES						
	Expense						
	Salaries - Non-Faculty				314,912		
	Account Total	0	0	314,912	314,912	0	0
137026	APLICATION DEVELOPMENT						
	Expense						
	Salaries - Non-Faculty				385,081		
	Account Total	0	0	385,081	385,081	0	0
137028	SYSTEMS INFRASTRUCTURE						
	Expense						
	Salaries - Non-Faculty				192,681		
	Account Total	0	0	192,681	192,681	0	0
137030	NETWORK SERVICES						
	Expense						
	Salaries - Non-Faculty				141,015		
	Account Total	0	0	141,015	141,015	0	0
137032	APPLICATION SERVICES						
	Expense						
	Salaries - Non-Faculty				179,144		
	Account Total	0	0	179,144	179,144	0	0
137033	RESEARCH ADMINISTRATION						
	Expense						
	Salaries - Faculty				40,867		
	Salaries - Non-Faculty				81,527		
	Account Total	0	0	122,394	122,394	0	0

Printed on a Xerox 9700 Laser Printing System at the Computing Services Center / Texas A&M University

Form: URGB01 (02/05/85)

Account	Description	Beginning Balance	Revenues	Net Allocations	Expenditures	Increase (Decrease)	Ending Balance
137050	IT SECURITY						
	Expense						
	Salaries - Non-Faculty				96,519		
	Account Total	0	0	96,519	96,519	0	0
137098-00000	SUMMER SCHOOL						
	Expense						
	Salaries - Faculty				2,928		
	Account Total	0	0	2,928	2,928	0	0
137110	HELP DESK						
	Expense						
	Salaries - Non-Faculty				168,714		
	Account Total	0	0	168,714	168,714	0	0
138110	DEAN- CLA						
	Expense						
	Salaries - Non-Faculty				119,878		
	Account Total	0	0	119,878	119,878	0	0
138210	DEAN- BA						
	Expense						
	Salaries - Faculty				34,112		
	Salaries - Non-Faculty				103,527		
	Account Total	0	0	137,639	137,639	0	0
138310	DEAN- EDUCATION						
	Expense						
	Salaries - Non-Faculty				42,972		
	Account Total	0	0	42,972	42,972	0	0
138410	DEAN- S & E						
	Expense						
	Salaries - Non-Faculty				131,031		
	Account Total	0	0	131,031	131,031	0	0
138510	DEAN - NSNG						
	Expense						
	Salaries - Non-Faculty				105,501		
	Account Total	0	0	105,501	105,501	0	0
140291	TCRF-DISCRETIONARY FY19						
	Expense						
	Salaries - Non-Faculty				246,896		
	Wages				33,176		
	Utilities				108		
	Account Total	0	0	280,180	280,180	0	0

Printed on a Xerox 9700 Laser Printing System at the Computing Services Center / Texas A&M University

Form: URGB01 (02/05/85)

Account	Description	Beginning Balance	Revenues	Net Allocations	Expenditures	Increase (Decrease)	Ending Balance
140293	TCRF UNALLOCATED FY19						
	Expense						
	Salaries - Non-Faculty				152,660		
	Account Total	0	0	152,660	152,660	0	0
140294	TCRF-S&E-MARB/CMSS FY19						
	Expense						
	Salaries - Faculty				241,686		
	Account Total	0	0	241,686	241,686	0	0
140295	TCRF-HARTE FY19						
	Expense						
	Salaries - Faculty				72,000		
	Account Total	0	0	72,000	72,000	0	0
140296	TCRF-OSRS/MAESTRO ASSESS FEES FY19						
	Expense						
	Operations and Maintenance				335,129		
	Account Total	0	0	335,129	335,129	0	0
140297	CRF-CENTER FOR COASTAL STUDIES FY19						
	Expense						
	Salaries - Faculty				14,960		
	Salaries - Non-Faculty				29,129		
	Account Total	0	0	44,089	44,089	0	0
140298	CRF- S&E- FY19						
	Expense						
	Salaries - Non-Faculty				44,867		
	Account Total	0	0	44,867	44,867	0	0
140299	CRF - GULF OF MEXICO ENV LAB FY19						
	Expense						
	Salaries - Faculty				13,074		
	Salaries - Non-Faculty				11,220		
	Account Total	0	0	24,294	24,294	0	0
147001	HONORS PROGRAM						
	Expense						
	Salaries - Faculty				51,409		
	Account Total	0	0	51,409	51,409	0	0
148130	LIBRARY OPERATION						
	Expense						
	Salaries - Non-Faculty				1,260,065		
	Account Total	0	0	1,260,065	1,260,065	0	0

Printed on a Xerox 9700 Laser Printing System at the Computing Services Center / Texas A&M University

Form: URGB01 (02/05/85)

Account	Description	Beginning Balance	Revenues	Net Allocations	Expenditures	Increase (Decrease)	Ending Balance
148131	LIBRARY OPERATION-EXPANDED						
	Expense						
	Salaries - Non-Faculty				31,801		
	Account Total	0	0	31,801	31,801	0	0
150008	GARCIA CENTER - PHPL						
	Expense						
	Utilities				20,000		
	Account Total	0	0	20,000	20,000	0	0
152015	WELLNESS CENTER INSTITUTIONAL SUPPT						
	Expense						
	Salaries - Non-Faculty				2,918		
	Account Total	0	0	2,918	2,918	0	0
152502	PURCHASED UTILITIES						
	Expense						
	Utilities				928,851		
	Account Total	0	0	928,851	928,851	0	0
160060	WATER RESOURCE CENTER						
	Expense						
	Salaries - Faculty				7,404		
	Salaries - Non-Faculty				37,160		
	Account Total	0	0	44,564	44,564	0	0
160100	GULF OF MEXICO ENVIRONMENTAL LAB						
	Expense						
	Salaries - Faculty				124,128		
	Salaries - Non-Faculty				19		
	Account Total	0	0	124,147	124,147	0	0
160101	GMERL-PHD						
	Expense						
	Salaries - Faculty				48,179		
	Account Total	0	0	48,179	48,179	0	0
160110-00000	COASTAL STUDIES-ENVIRONMENT						
	Expense						
	Salaries - Non-Faculty				115,287		
	Operations and Maintenance				3,167		
	Account Total	0	0	118,454	118,454	0	0
160140	CENTER FOR COASTAL STUDIES						
	Expense						
	Salaries - Faculty				3,776		
	Salaries - Non-Faculty				140,364		
	Operations and Maintenance				6,042		
	Account Total	0	0	150,182	150,182	0	0

Printed on a Xerox 9700 Laser Printing System at the Computing Services Center / Texas A&M University

Form: URGB01 (02/05/85)

Account	Description	Beginning Balance	Revenues	Net Allocations	Expenditures	Increase (Decrease)	Ending Balance
160150-00000	ART MUSEUM OF SOUTH TEXAS						
	Expense						
	Salaries - Non-Faculty				211,182		
	Account Total	0	0	211,182	211,182	0	0
160170	ECDC - NURSING						
	Expense						
	Salaries - Faculty				48,814		
	Salaries - Non-Faculty				44,378		
	Account Total	0	0	93,192	93,192	0	0
160171	ECDC - ADMINISTRATION						
	Expense						
	Salaries - Non-Faculty				91,909		
	Wages				1,113		
	Operations and Maintenance				210		
	Account Total	0	0	93,232	93,232	0	0
160180	MECHANICAL ENGINEERING						
	Expense						
	Salaries - Faculty				516,016		
	Salaries - Non-Faculty				326,245		
	Wages				21,475		
	Utilities				8,000		
	Operations and Maintenance				404,200		
	Equipment (Capitalized)				51,165		
	Account Total	0	0	1,327,101	1,327,101	0	0
160181	ME-LIBRARY SUPPORT						
	Expense						
	Operations and Maintenance				15,000		
	Account Total	0	0	15,000	15,000	0	0
160183	MECHANICAL ENGINEERING SUPPLEMENTAL						
	Expense						
	Operations and Maintenance				108,977		
	Account Total	0	0	108,977	108,977	0	0
160190-00000	BUSINESS INCUBATOR						
	Expense						
	Salaries - Non-Faculty				294,744		
	Wages				44,310		
	Utilities				23,545		
	Operations and Maintenance				40,401		
	Account Total	0	0	403,000	403,000	0	0

Printed on a Xerox 9700 Laser Printing System at the Computing Services Center / Texas A&M University

Form: URGB01 (02/05/85)

Account	Description	Beginning Balance	Revenues	Net Allocations	Expenditures	Increase (Decrease)	Ending Balance
160240	PEACE OFFICER LINE OF DUTY						
	Expense						
	Scholarships				14,134		
	Account Total	0	0	14,134	14,134	0	0
160295	TEXAS COLLEGE WORKSTUDY						
	Expense						
	Wages				68,578		
	Account Total	0	0	68,578	68,578	0	0
160330-00000	UNMANNED AIRCRAFT SYSTEMS						
	Expense						
	Salaries - Non-Faculty				621,000		
	Wages				40,000		
	Operations and Maintenance				815,000		
	Account Total	0	0	1,476,000	1,476,000	0	0
160330-00001	UAS-CBBIC FACILITIES						
	Expense						
	Utilities				92,000		
	Account Total	0	0	92,000	92,000	0	0
160330-00002	UAS-MOBILE COMMAND CENTER						
	Expense						
	Operations and Maintenance				288,000		
	Account Total	0	0	288,000	288,000	0	0
160330-00003	UAS-RADAR						
	Expense						
	Operations and Maintenance				120,000		
	Account Total	0	0	120,000	120,000	0	0
160330-00004	UAS-TEST TOOLS						
	Expense						
	Operations and Maintenance				75,000		
	Account Total	0	0	75,000	75,000	0	0
160330-00005	UAS-DRONES AND SENSORS						
	Expense						
	Operations and Maintenance				900,000		
	Account Total	0	0	900,000	900,000	0	0
160330-00006	UAS-CREDENTIALING						
	Expense						
	Operations and Maintenance				150,000		
	Account Total	0	0	150,000	150,000	0	0

Printed on a Xerox 9700 Laser Printing System at the Computing Services Center / Texas A&M University

Form: URGB01 (02/05/85)

Account	Description	Beginning Balance	Revenues	Net Allocations	Expenditures	Increase (Decrease)	Ending Balance
160330-00007	UAS-MSRP						
	Expense						
	Salaries - Non-Faculty				99,000		
	Operations and Maintenance				300,000		
	Account Total	0	0	399,000	399,000	0	0
160901	HEAF UNALLOCATED						
	Expense						
	Equipment (Capitalized)				1,026,115		
	Account Total	0	0	1,026,115	1,026,115	0	0
160902-00000	BOOKS, BINDING & PERIODICALS						
	Expense						
	Operations and Maintenance				2,200,000		
	Account Total	0	0	2,200,000	2,200,000	0	0
160907	DEFERRED MAINTENANCE+PHY PLANT						
	Expense						
	Operations and Maintenance				1,500,000		
	Account Total	0	0	1,500,000	1,500,000	0	0
160917-00000	HEF-NETWORK SYSTEM						
	Expense						
	Operations and Maintenance				32,397		
	Equipment (Capitalized)				800,000		
	Account Total	0	0	832,397	832,397	0	0
160917-00001	HEF - STUDENT DATA WAREHOUSE						
	Expense						
	Operations and Maintenance				21,470		
	Account Total	0	0	21,470	21,470	0	0
160917-00002	HEF - LEARNING MANANGEMENT SYSTEM						
	Expense						
	Operations and Maintenance				344,405		
	Account Total	0	0	344,405	344,405	0	0
160917-00003	HEF - ISO						
	Expense						
	Operations and Maintenance				91,422		
	Account Total	0	0	91,422	91,422	0	0
160917-00004	HEF - BUSINESS SERVICES						
	Expense						
	Operations and Maintenance				15,200		
	Account Total	0	0	15,200	15,200	0	0

Printed on a Xerox 9700 Laser Printing System at the Computing Services Center / Texas A&M University

Form: URGB01 (02/05/85)

Account	Description	Beginning Balance	Revenues	Net Allocations	Expenditures	Increase (Decrease)	Ending Balance
160917-00005	HEF - DIRECTOR - ATS						
	Expense						
	Operations and Maintenance				2,652		
	Account Total	0	0	2,652	2,652	0	0
160917-00006	HEF - SYSTEMS INFRASTRUCTURE						
	Expense						
	Operations and Maintenance				29,650		
	Account Total	0	0	29,650	29,650	0	0
160917-00007	HEF - APPLICATION SERVICES						
	Expense						
	Operations and Maintenance				189,883		
	Account Total	0	0	189,883	189,883	0	0
160921-00000	HEF - PROVOST						
	Expense						
	Operations and Maintenance				435,000		
	Equipment (Capitalized)				465,000		
	Account Total	0	0	900,000	900,000	0	0
160935	HEF - STUDENT SERVICES						
	Expense						
	Equipment (Capitalized)				50,000		
	Account Total	0	0	50,000	50,000	0	0
160936	HEF - F & A - DIVISION ALLOCATION						
	Expense						
	Equipment (Capitalized)				50,000		
	Account Total	0	0	50,000	50,000	0	0
160937	HEF RESEARCH, COMMER. & OUTREACH						
	Expense						
	Equipment (Capitalized)				50,000		
	Account Total	0	0	50,000	50,000	0	0
160938	INSTITUTIONAL ADVANCEMENT						
	Expense						
	Equipment (Capitalized)				50,000		
	Account Total	0	0	50,000	50,000	0	0
160945-00000	HEF-ACADEMIC STARTUP FUNDS						
	Expense						
	Equipment (Capitalized)				53,000		
	Account Total	0	0	53,000	53,000	0	0

Printed on a Xerox 9700 Laser Printing System at the Computing Services Center / Texas A&M University

Form: URGB01 (02/05/85)

Account	Description	Beginning Balance	Revenues	Net Allocations	Expenditures	Increase (Decrease)	Ending Balance
160970-00000	HEF - IT - ALLOCATIONS						
	Expense						
	Operations and Maintenance				650,000		
	Equipment (Capitalized)				100,000		
	Account Total	0	0	750,000	750,000	0	0
160998-00000	HEF STARTUP FUNDING						
	Expense						
	Equipment (Capitalized)				447,000		
	Account Total	0	0	447,000	447,000	0	0
170002	CENTER FOR ACADEMIC STUDENT ACHIEVE						
	Expense						
	Salaries - Non-Faculty				119,219		
	Wages				203,986		
	Operations and Maintenance				1,000		
	Account Total	0	0	324,205	324,205	0	0
170006	RESEARCH-RELEASE TIME						
	Expense						
	Salaries - Faculty				60,270		
	Account Total	0	0	60,270	60,270	0	0
170030	ACADEMIC ADVISING						
	Expense						
	Salaries - Non-Faculty				95,747		
	Account Total	0	0	95,747	95,747	0	0
170105-10000	CLA - DEPT OF MUSIC						
	Expense						
	Salaries - Faculty				343,205		
	Account Total	0	0	343,205	343,205	0	0
170105-20000	CLA-DEPT OF PSYC & SOCI						
	Expense						
	Salaries - Faculty				53,000		
	Account Total	0	0	53,000	53,000	0	0
170105-30000	CLA - DEPT OF ART						
	Expense						
	Salaries - Faculty				521,394		
	Account Total	0	0	521,394	521,394	0	0
170105-40000	CLA - DEPT OF HUMANITIES						
	Expense						
	Salaries - Faculty				275,457		
	Account Total	0	0	275,457	275,457	0	0

Printed on a Xerox 9700 Laser Printing System at the Computing Services Center / Texas A&M University

Form: URGB01 (02/05/85)

Account	Description	Beginning Balance	Revenues	Net Allocations	Expenditures	Increase (Decrease)	Ending Balance
170105-50000	CLA - DEPT OF COMM/MEDIA						
	Expense						
	Salaries - Faculty				285,009		
	Account Total	0	0	285,009	285,009	0	0
170105-60000	CLA - DEPT OF ENGLISH						
	Expense						
	Salaries - Faculty				279,212		
	Account Total	0	0	279,212	279,212	0	0
170201	BUSINESS ADMINISTRATION						
	Expense						
	Salaries - Faculty				679,447		
	Account Total	0	0	679,447	679,447	0	0
170305-10000	EDUC - COUNSELING						
	Expense						
	Salaries - Faculty				257,932		
	Account Total	0	0	257,932	257,932	0	0
170305-20000	EDUC - KINESIOLOGY						
	Expense						
	Salaries - Faculty				368,471		
	Account Total	0	0	368,471	368,471	0	0
170305-30000	EDUC - CURRIC & INSTRUCTION						
	Expense						
	Salaries - Faculty				182,688		
	Account Total	0	0	182,688	182,688	0	0
170305-40000	EDUC - TEACHER EDUCATION						
	Expense						
	Salaries - Faculty				325,631		
	Account Total	0	0	325,631	325,631	0	0
170401-10000	SCHOOL OF ENGINEERING & COMPUTING S						
	Expense						
	Salaries - Faculty				355,550		
	Salaries - Non-Faculty				130,879		
	Account Total	0	0	486,429	486,429	0	0
170401-11001	SCIENCE & ENG - DEAN'S OFFICE						
	Expense						
	Salaries - Non-Faculty				7,440		
	Account Total	0	0	7,440	7,440	0	0

Printed on a Xerox 9700 Laser Printing System at the Computing Services Center / Texas A&M University

Form: URGB01 (02/05/85)

Account	Description	Beginning Balance	Revenues	Net Allocations	Expenditures	Increase (Decrease)	Ending Balance
170401-20000	SCIENCE & ENG - PHYSICAL & ENV SCI						
	Expense						
	Salaries - Faculty				1,051,672		
	Account Total	0	0	1,051,672	1,051,672	0	0
170401-30000	SCIENCE & ENG - MATH & STATISTICS						
	Expense						
	Salaries - Faculty				403,184		
	Account Total	0	0	403,184	403,184	0	0
170401-40000	SCIENCE & ENG - LIFE SCIENCES						
	Expense						
	Salaries - Faculty				636,887		
	Account Total	0	0	636,887	636,887	0	0
170480-00000	FISHERIES & MARICULTURE						
	Expense						
	Salaries - Faculty				87,984		
	Account Total	0	0	87,984	87,984	0	0
170502	COLLEGE OF NURSING - FACULTY						
	Expense						
	Salaries - Faculty				1,484,697		
	Account Total	0	0	1,484,697	1,484,697	0	0
170508	SYSTEM INITIATIVES						
	Expense						
	Operations and Maintenance				4,868		
	Account Total	0	0	4,868	4,868	0	0
170540	ATHLETICS ACADEMIC SUPPORT						
	Expense						
	Salaries - Non-Faculty				33,363		
	Wages				11,000		
	Operations and Maintenance				1,000		
	Account Total	0	0	45,363	45,363	0	0
170630	ADMISSIONS & STUDENT RECRUITNG						
	Expense						
	Salaries - Non-Faculty				20,377		
	Account Total	0	0	20,377	20,377	0	0
170900	SALARY CONTINGENCY - PRESIDENT						
	Expense						
	Salaries - Faculty				3,000		
	Salaries - Non-Faculty				144,063		
	Account Total	0	0	147,063	147,063	0	0

Printed on a Xerox 9700 Laser Printing System at the Computing Services Center / Texas A&M University

Form: URGB01 (02/05/85)

Account	Description	Beginning Balance	Revenues	Net Allocations	Expenditures	Increase (Decrease)	Ending Balance
170901	SALARY CONTINGENCY - PROVOST						
	Expense						
	Salaries - Non-Faculty				585		
	Account Total	0	0	585	585	0	0
170902	SALARY CONTINGENCY - FINANCE						
	Expense						
	Salaries - Non-Faculty				8,751		
	Account Total	0	0	8,751	8,751	0	0
170904	SALARY CONTINGENCY - DEVELOPMENT						
	Expense						
	Salaries - Non-Faculty				426		
	Account Total	0	0	426	426	0	0
170905	SALARY CONTINGENCY - STUDENT AFFAIR						
	Expense						
	Salaries - Non-Faculty				820		
	Account Total	0	0	820	820	0	0
170912	INTERNATIONAL EDUCATION						
	Expense						
	Salaries - Non-Faculty				48,500		
	Account Total	0	0	48,500	48,500	0	0
170913	SALARY CONTINGENCY- RCO						
	Expense						
	Salaries - Non-Faculty				3,661		
	Account Total	0	0	3,661	3,661	0	0
170929	LEARNING SPACES						
	Expense						
	Salaries - Non-Faculty				41,322		
	Account Total	0	0	41,322	41,322	0	0
180675	STUDY GROUP-TUITION&FEE EXP ACCT						
	Expense						
	Operations and Maintenance				90,000		
	Account Total	0	0	90,000	90,000	0	0
181010	STAFF BENEFITS FUND 230 INSTRUCTION						
	Expense						
	Benefits				2,280,217		
	Account Total	0	0	2,280,217	2,280,217	0	0
181011	STAFF BENEFITS FUND 230 RESEARCH						
	Expense						
	Benefits				109,785		
	Account Total	0	0	109,785	109,785	0	0

Printed on a Xerox 9700 Laser Printing System at the Computing Services Center / Texas A&M University

Form: URGB01 (02/05/85)

Account	Description	Beginning Balance	Revenues	Net Allocations	Expenditures	Increase (Decrease)	Ending Balance
181012	STAFF BENEFITS FUND 230 PUBLIC SVC						
	Expense						
	Benefits				33,825		
	Account Total	0	0	33,825	33,825	0	0
181014	STAFF BENEFITS FUND 230 ACAD SUPPOR						
	Expense						
	Benefits				557,775		
	Account Total	0	0	557,775	557,775	0	0
181015	STAFF BENEFITS FUND 230 STUDENT SVC						
	Expense						
	Benefits				194,882		
	Account Total	0	0	194,882	194,882	0	0
181016	STAFF BENEFITS FUND 230 INST SUPPOR						
	Expense						
	Benefits				458,713		
	Account Total	0	0	458,713	458,713	0	0
181017	STAFF BENEFITS FUND 230 PLANT						
	Expense						
	Benefits				84,643		
	Account Total	0	0	84,643	84,643	0	0
181018	TRS - WORKING RETIREES FUND 230						
	Expense						
	Benefits				40,000		
	Account Total	0	0	40,000	40,000	0	0
181020	BENEFIT DUMMY INSTL EXPS FUND 0230						
	Expense						
	Benefits				3,719,840-		
	Account Total	0	0	3,719,840-	3,719,840-	0	0
181040	TRS-NEW EMPLOYEES 90 DAYS						
	Expense						
	Benefits				100,000		
	Account Total	0	0	100,000	100,000	0	0
181050	UNALLOCATED BENEFITS-FUND 230						
	Expense						
	Benefits				48,118		
	Account Total	0	0	48,118	48,118	0	0
181051	GROUP INSURANCE PREMIUM - FUND 0230						
	Expense						
	Benefits				1,758,780		
	Account Total	0	0	1,758,780	1,758,780	0	0

Printed on a Xerox 9700 Laser Printing System at the Computing Services Center / Texas A&M University

Form: URGB01 (02/05/85)

Account	Description	Beginning Balance	Revenues	Net Allocations	Expenditures	Increase (Decrease)	Ending Balance
181052	WCI ASSESSMENT - FUND 0230						
	Expense						
	Benefits				28,846		
	Account Total	0	0	28,846	28,846	0	0
181054	ORP DIFFERENTIAL - FUND 0230						
	Expense						
	Benefits				83,480		
	Account Total	0	0	83,480	83,480	0	0
181061	LONGEVITY PAY FUND 0230						
	Expense						
	Salaries - Non-Faculty				90,912		
	Account Total	0	0	90,912	90,912	0	0
181064	OASI FUND 0230						
	Expense						
	Benefits				765,984		
	Account Total	0	0	765,984	765,984	0	0
181065	TRS FUND 0230 BASE						
	Expense						
	Benefits				383,993		
	Account Total	0	0	383,993	383,993	0	0
181067	ORP FUND 0230 BASE						
	Expense						
	Benefits				308,264		
	Account Total	0	0	308,264	308,264	0	0
181068	UCI FUND 0230						
	Expense						
	Benefits				15,000		
	Account Total	0	0	15,000	15,000	0	0
189990-00000	E&G - FOR BUDGETS						
	Account Total	12,237,275	0	0	0	0	12,237,275
189990-00010	INSTRUCTION - FOR BUDGETS						
	Expense						
	Salaries - Faculty				469,278		
	Salaries - Non-Faculty				18,571		
	Account Total	0	0	487,849	487,849	0	0
189990-00015	RESEARCH - FOR BUDGETS						
	Expense						
	Salaries - Faculty				1,429		
	Salaries - Non-Faculty				13,923		
	Account Total	0	0	15,352	15,352	0	0

Printed on a Xerox 9700 Laser Printing System at the Computing Services Center / Texas A&M University

Form: URGB01 (02/05/85)

Account	Description	Beginning Balance	Revenues	Net Allocations	Expenditures	Increase (Decrease)	Ending Balance
189990-00020	PUBLIC SERVICE - FOR BUDGETS						
	Expense						
	Salaries - Faculty				148		
	Salaries - Non-Faculty				10,463		
	Account Total	0	0	10,611	10,611	0	0
189990-00025	ACADEMIC SUPPORT - FOR BUDGETS						
	Expense						
	Salaries - Faculty				7,104		
	Salaries - Non-Faculty				144,871		
	Account Total	0	0	151,975	151,975	0	0
189990-00030	STUDENT SUPPORT - FOR BUDGETS						
	Expense						
	Salaries - Non-Faculty				44,958		
	Account Total	0	0	44,958	44,958	0	0
189990-00035	INSTITUTIONAL SUPPORT FOR BUDGETS						
	Expense						
	Salaries - Non-Faculty				122,618		
	Account Total	0	0	122,618	122,618	0	0
189990-00040	OPERATION & MAINT OF PLANT FOR BUDG						
	Expense						
	Salaries - Non-Faculty				22,553		
	Account Total	0	0	22,553	22,553	0	0

Printed on a Xerox 9700 Laser Printing System at the Computing Services Center / Texas A&M University

Form: URGB01 (02/05/85)

Account	Description	Beginning Balance	Revenues	Net Allocations	Expenditures	Increase (Decrease)	Ending Balance
Functional and General Funds - Board Approved							
	Revenue						
	State Approp - Gene		48,065,037				
	State Approp - Bene		10,082,567				
	Higher Education Fu		11,136,344				
	Tuition - State		18,461,660				
	Discounts and Allow		5,867,643-				
	Fees		318,300				
	Discounts and Allow		61,799-				
	Exemptions		1,810,105				
	Investment Income		50,000				
	Expense						
	Salaries - Faculty				24,221,403		
	Salaries - Non-Faculty				20,604,830		
	Wages				596,528		
	Benefits				14,305,060		
	Utilities				1,072,504		
	Scholarships				1,824,239		
	Scholarship Discounts				250,088-		
	Operations and Maintenance				9,490,323		
	Equipment (Capitalized)				3,142,280		
	Grand Total	12,237,275	83,994,571	9,206,967-	75,007,079	219,475-	12,017,800

Printed on a Xerox 9700 Laser Printing System at the Computing Services Center / Texas A&M University

Form: URGB01 (02/05/85)

Account	Description	Beginning Balance	Revenues	Net Allocations	Expenditures	Increase (Decrease)	Ending Balance
200010	INTERNATIONAL PROCESSING FEE						
	Revenue						
	Fees		70,000				
	Expense						
	Salaries - Non-Faculty				106,201		
	Benefits				31,859		
	Utilities				4,300		
	Operations and Maintenance				10,998		
	Account Total	0	70,000	0	153,358	83,358-	83,358-
200120	CONVENIENCE FEES						
	Revenue						
	Sales and Services		230,000				
	Expense						
	Operations and Maintenance				198,000		
	Account Total	0	230,000	0	198,000	32,000	32,000
200180	GRADUATION FEES						
	Revenue						
	Fees		92,989				
	Expense						
	Utilities				310		
	Operations and Maintenance				59,902		
	Account Total	0	92,989	25,000-	60,212	7,777	7,777
202121-00000	BUSINESS INCUBATOR PROGRAM INCOME						
	Revenue						
	Sales and Services		110,000				
	Expense						
	Operations and Maintenance				55,000		
	Account Total	0	110,000	0	55,000	55,000	55,000
204520	COMMUNITY OUTREACH SCHOLARSHIP ACCT						
	Revenue						
	Gifts		60,000				
	Expense						
	Scholarships				60,000		
	Account Total	0	60,000	0	60,000	0	0
204710	E-LINE FEES						
	Revenue						
	Fees		65,000				
	Expense						
	Salaries - Faculty				3,215		
	Salaries - Non-Faculty				19,576		
	Wages				11,528		
	Benefits				8,938		
	Operations and Maintenance				16,535		
	Account Total	0	65,000	0	59,792	5,208	5,208

Printed on a Xerox 9700 Laser Printing System at the Computing Services Center / Texas A&M University

Form: URGB01 (02/05/85)

Account	Description	Beginning Balance	Revenues	Net Allocations	Expenditures	Increase (Decrease)	Ending Balance
206310-00000	DISTANCE ED FEE - LIBERAL ARTS						
	Expense						
	Salaries - Faculty				44,558		
	Wages				14,229		
	Benefits				10,763		
	Operations and Maintenance				43,481		
	Account Total	0	0	113,031	113,031	0	0
206311	DISTANCE ED REVENUE- LIBERAL ARTS						
	Revenue						
	Fees		301,415				
	Account Total	0	301,415	301,415-	0	0	0
206320	DISTANCE ED FEE - BUS. ADMIN.						
	Expense						
	Salaries - Non-Faculty				17,013		
	Wages				103,734		
	Benefits				4,949		
	Operations and Maintenance				128,184		
	Account Total	0	0	253,880	253,880	0	0
206321	DISTANCE ED REVENUE- BUSINESS ADMIN						
	Revenue						
	Fees		677,017				
	Account Total	0	677,017	677,017-	0	0	0
206330	DISTANCE ED FEE - EDUCATION						
	Expense						
	Salaries - Faculty				58,405		
	Benefits				12,594		
	Operations and Maintenance				50,913		
	Account Total	0	0	121,912	121,912	0	0
206331	DISTANCE ED REVENUE- EDUCATION						
	Revenue						
	Fees		325,100				
	Account Total	0	325,100	325,100-	0	0	0
206340	DISTANCE ED FEE - SCIENCE/ENGINEER						
	Expense						
	Salaries - Non-Faculty				15,316		
	Benefits				3,443		
	Operations and Maintenance				25,434		
	Account Total	0	0	44,193	44,193	0	0
206341	DISTANCE ED REVENUE- SCIENCE/ENGINE						
	Revenue						
	Fees		117,847				
	Account Total	0	117,847	117,847-	0	0	0

Printed on a Xerox 9700 Laser Printing System at the Computing Services Center / Texas A&M University

Form: URGB01 (02/05/85)

Account	Description	Beginning Balance	Revenues	Net Allocations	Expenditures	Increase (Decrease)	Ending Balance
206350	DISTANCE ED FEE - NURSING						
	Expense						
	Salaries - Faculty				48,491		
	Salaries - Non-Faculty				46,521		
	Benefits				24,977		
	Operations and Maintenance				31,358		
	Account Total	0	0	151,347	151,347	0	0
206351	DISTANCE ED REVENUE- NURSING						
	Revenue						
	Fees		403,592				
	Account Total	0	403,592	403,592-	0	0	0
206360	DISTANCE ED FEE - LMS						
	Expense						
	Salaries - Non-Faculty				95,347		
	Benefits				33,318		
	Operations and Maintenance				286,119		
	Account Total	0	0	414,784	414,784	0	0
206361	DE APPLICATION DEVELOPMENT						
	Expense						
	Operations and Maintenance				29,734		
	Account Total	0	0	29,734	29,734	0	0
206370	DISTANCE ED FEE - UCCP						
	Expense						
	Operations and Maintenance				4,428		
	Account Total	0	0	4,428	4,428	0	0
206371	DISTANCE ED REVENUE- UCCP						
	Revenue						
	Fees		11,807				
	Account Total	0	11,807	11,807-	0	0	0
206400	DISTANCE ED FEE - DIST ED OFFICE						
	Expense						
	Salaries - Non-Faculty				430,350		
	Wages				2,500		
	Benefits				124,776		
	Utilities				2,135		
	Operations and Maintenance				14,655		
	Account Total	0	0	574,416	574,416	0	0
206500-10000	DE GRADUATE STUDIES ADMIN						
	Expense						
	Salaries - Non-Faculty				80,603		
	Benefits				15,275		
	Account Total	0	0	95,878	95,878	0	0

Printed on a Xerox 9700 Laser Printing System at the Computing Services Center / Texas A&M University

Form: URGB01 (02/05/85)

Account	Description	Beginning Balance	Revenues	Net Allocations	Expenditures	Increase (Decrease)	Ending Balance
206600	RECRUITMENT						
	Expense						
	Salaries - Non-Faculty				27,613		
	Benefits				5,562		
	Account Total	0	0	33,175	33,175	0	0
207001	USF REVENUE						
	Revenue						
	Fees		26,362,598				
	Expense						
	Salaries - Faculty				1,570		
	Salaries - Non-Faculty				63,910		
	Operations and Maintenance				43,199-		
	Account Total	0	26,362,598	22,036,456-	22,281	4,303,861	4,303,861
207010-10000	USF OFFICE OF INTL EDUCATION						
	Expense						
	Salaries - Non-Faculty				7,073		
	Operations and Maintenance				17,944		
	Account Total	0	0	25,017	25,017	0	0
207010-20000	USF INTL ED FEE STUDY ABROAD PROGRA						
	Expense						
	Utilities				552		
	Scholarships				54,000		
	Operations and Maintenance				4,448		
	Account Total	0	0	59,000	59,000	0	0
207015	USF ENERGY FEE						
	Expense						
	Salaries - Non-Faculty				43,970		
	Utilities				2,483,482		
	Account Total	0	0	2,527,452	2,527,452	0	0
207020	USF ENVIRONMENTAL SERVICE						
	Expense						
	Utilities				61,135		
	Account Total	0	0	61,135	61,135	0	0
207025	USF RECORDS MAINT FEE RECORDS						
	Expense						
	Salaries - Non-Faculty				86,109		
	Wages				34,953		
	Utilities				2,010		
	Operations and Maintenance				58,614		
	Account Total	0	0	181,686	181,686	0	0

Printed on a Xerox 9700 Laser Printing System at the Computing Services Center / Texas A&M University

Form: URGB01 (02/05/85)

Account	Description	Beginning Balance	Revenues	Net Allocations	Expenditures	Increase (Decrease)	Ending Balance
207030	USF RECORDS MAINT FEE BURSAR						
	Expense						
	Salaries - Non-Faculty				17,711		
	Wages				2,524		
	Utilities				6,000		
	Operations and Maintenance				13,822		
	Account Total	0	0	40,057	40,057	0	0
207035	USF STUDENT ENDOWMENT						
	Expense						
	Operations and Maintenance				281,382		
	Account Total	0	0	281,382	281,382	0	0
207040	USF-FINANCIAL AID VERIFICATION						
	Expense						
	Operations and Maintenance				45,000		
	Account Total	0	0	45,000	45,000	0	0
207050	USF LIBRARY FEE						
	Expense						
	Salaries - Non-Faculty				397,978		
	Wages				224,000		
	Utilities				18,000		
	Operations and Maintenance				92,077		
	Equipment (Capitalized)				50,000		
	Account Total	0	0	782,055	782,055	0	0
207051	USF LIBRARY CAPITAL PURCHASES						
	Expense						
	Equipment (Capitalized)				412,203		
	Account Total	0	0	400,000	412,203	12,203-	12,203-
207060	USF-LEARNING CENTER						
	Expense						
	Wages				86,000		
	Operations and Maintenance				15,275		
	Account Total	0	0	101,275	101,275	0	0
207072	USF RETENTION (AIM)						
	Expense						
	Wages				56,736		
	Account Total	0	0	56,736	56,736	0	0
207110	USF ACAD ADVISING - CLA						
	Expense						
	Salaries - Non-Faculty				34,500		
	Utilities				1,722		
	Operations and Maintenance				4,903		
	Account Total	0	0	41,125	41,125	0	0

Printed on a Xerox 9700 Laser Printing System at the Computing Services Center / Texas A&M University

Form: URGB01 (02/05/85)

Account	Description	Beginning Balance	Revenues	Net Allocations	Expenditures	Increase (Decrease)	Ending Balance
207120	USF ACAD ADVISING - CLBA						
	Expense						
	Utilities				1,284		
	Operations and Maintenance				1,516		
	Account Total	0	0	2,800	2,800	0	0
207130	USF ACAD ADVISING - EDUC						
	Expense						
	Salaries - Non-Faculty				34,500		
	Utilities				1,200		
	Operations and Maintenance				1,600		
	Account Total	0	0	37,300	37,300	0	0
207140	USF ACAD ADVISING - CLSE						
	Expense						
	Salaries - Non-Faculty				72,691		
	Utilities				2,369		
	Operations and Maintenance				4,256		
	Account Total	0	0	79,316	79,316	0	0
207150	USF ACAD ADVISING - NSNG						
	Expense						
	Salaries - Non-Faculty				34,870		
	Utilities				1,860		
	Operations and Maintenance				1,890		
	Account Total	0	0	38,620	38,620	0	0
207170	USF ACAD ADVISING - ADMIN						
	Expense						
	Salaries - Non-Faculty				5,000		
	Wages				10,000		
	Utilities				3,338		
	Operations and Maintenance				70,112		
	Account Total	0	0	88,450	88,450	0	0
207180	USF ACADEMIC ADVISING- ITC						
	Expense						
	Salaries - Non-Faculty				69,000		
	Utilities				3,062		
	Operations and Maintenance				1,938		
	Account Total	0	0	74,000	74,000	0	0
207190	USF ACADEMIC PARTNERSHIP						
	Expense						
	Operations and Maintenance				190,650		
	Account Total	0	0	190,650	190,650	0	0

Printed on a Xerox 9700 Laser Printing System at the Computing Services Center / Texas A&M University

Form: URGB01 (02/05/85)

Account	Description	Beginning Balance	Revenues	Net Allocations	Expenditures	Increase (Decrease)	Ending Balance
207205	USF IE ADJUNCTS						
	Expense						
	Salaries - Faculty				47,834		
	Account Total	0	0	47,834	47,834	0	0
207210-00000	USF IE CLA						
	Expense						
	Salaries - Non-Faculty				60,414		
	Wages				125,000		
	Utilities				61,000		
	Operations and Maintenance				196,049		
	Account Total	0	0	442,463	442,463	0	0
207220	USF IE CLBA						
	Expense						
	Salaries - Non-Faculty				56,472		
	Wages				53,000		
	Operations and Maintenance				51,064		
	Account Total	0	0	160,536	160,536	0	0
207221	USF IE COB LIBRARY SUPPORT						
	Expense						
	Operations and Maintenance				150,000		
	Account Total	0	0	150,000	150,000	0	0
207230-00000	USF IE EDUCATION						
	Expense						
	Salaries - Non-Faculty				27,000		
	Wages				15,000		
	Utilities				15,000		
	Operations and Maintenance				116,373		
	Account Total	0	0	173,373	173,373	0	0
207240-11001	USF S&E - IE - OTHER						
	Expense						
	Salaries - Faculty				212,969		
	Salaries - Non-Faculty				43,881		
	Wages				80,000		
	Operations and Maintenance				252,012		
	Account Total	0	0	588,862	588,862	0	0
207240-20000	USF S&E - IE - PENS						
	Expense						
	Salaries - Non-Faculty				120,516		
	Account Total	0	0	120,516	120,516	0	0

Printed on a Xerox 9700 Laser Printing System at the Computing Services Center / Texas A&M University

Form: URGB01 (02/05/85)

Account	Description	Beginning Balance	Revenues	Net Allocations	Expenditures	Increase (Decrease)	Ending Balance
207240-40000	USF S&E - IE - LSCI						
	Expense						
	Salaries - Faculty				36,371		
	Salaries - Non-Faculty				39,633		
	Account Total	0	0	76,004	76,004	0	0
207241-11001	USF S&E DEAN RESEARCH STAFF						
	Expense						
	Salaries - Non-Faculty				20,932		
	Account Total	0	0	20,932	20,932	0	0
207250	USF IE NURSING						
	Expense						
	Salaries - Faculty				78,523		
	Operations and Maintenance				97,904		
	Account Total	0	0	176,427	176,427	0	0
207260-00000	USF IE GRADUATE STUDIES						
	Expense						
	Salaries - Non-Faculty				1,600		
	Account Total	0	0	1,600	1,600	0	0
207260-10000	USF IE CGS ASSISTANTSHIPS						
	Expense						
	Salaries - Non-Faculty				14,400		
	Account Total	0	0	14,400	14,400	0	0
207260-20000	USF IE COUNSELING ASSISTANTSHIPS						
	Expense						
	Salaries - Non-Faculty				144,000		
	Account Total	0	0	144,000	144,000	0	0
207270	USF IE CASA						
	Expense						
	Salaries - Non-Faculty				867		
	Utilities				5,000		
	Operations and Maintenance				28,764		
	Account Total	0	0	34,631	34,631	0	0
207271-00000	USF IE HIPS						
	Expense						
	Wages				12,001		
	Operations and Maintenance				77,192		
	Equipment (Capitalized)				10,000		
	Account Total	0	0	99,193	99,193	0	0

Printed on a Xerox 9700 Laser Printing System at the Computing Services Center / Texas A&M University

Form: URGB01 (02/05/85)

Account	Description	Beginning Balance	Revenues	Net Allocations	Expenditures	Increase (Decrease)	Ending Balance
207272	USF IE UCCP						
	Expense						
	Wages				6,000		
	Operations and Maintenance				3,071		
	Account Total	0	0	9,071	9,071	0	0
207274	USF CFE PROGRAMMING						
	Expense						
	Operations and Maintenance				23,819		
	Account Total	0	0	23,819	23,819	0	0
207275-00000	USF NEW STUDENT SUPPORT						
	Expense						
	Wages				2,500		
	Operations and Maintenance				22,500		
	Account Total	0	0	25,000	25,000	0	0
207276	USF FIRST GENERATION PROGRAM						
	Expense						
	Wages				11,000		
	Operations and Maintenance				19,510		
	Account Total	0	0	30,510	30,510	0	0
207277	USF-SSC CUSTODIAL SERVICES						
	Expense						
	Operations and Maintenance				2,307,708		
	Account Total	0	0	2,307,708	2,307,708	0	0
207278	USF FACILITIES ASSESSMENT AND EVALU						
	Expense						
	Operations and Maintenance				63,400		
	Account Total	0	0	63,400	63,400	0	0
207279	FACILITY AND LANDSCAPE MAINTENANCE						
	Expense						
	Operations and Maintenance				3,395,697		
	Account Total	0	0	3,395,697	3,395,697	0	0
207290	USF-STUDENT DATA WAREHOUSE						
	Expense						
	Salaries - Non-Faculty				243,000		
	Benefits				1,440		
	Utilities				1,200		
	Operations and Maintenance				94,109		
	Account Total	0	0	339,749	339,749	0	0

Printed on a Xerox 9700 Laser Printing System at the Computing Services Center / Texas A&M University

Form: URGB01 (02/05/85)

Account	Description	Beginning Balance	Revenues	Net Allocations	Expenditures	Increase (Decrease)	Ending Balance
207291	USF- SANDDOLLAR (USS)						
	Expense						
	Salaries - Non-Faculty				50,511		
	Operations and Maintenance				11,800		
	Account Total	0	0	62,311	62,311	0	0
207292	USF SANDDOLLAR (ATS)						
	Expense						
	Salaries - Non-Faculty				78,832		
	Account Total	0	0	78,832	78,832	0	0
207302	USF CIO						
	Expense						
	Salaries - Non-Faculty				153,422		
	Benefits				720		
	Utilities				2,800		
	Operations and Maintenance				194,295		
	Account Total	0	0	351,237	351,237	0	0
207304	USF ISO						
	Expense						
	Salaries - Non-Faculty				133,301		
	Wages				35,000		
	Benefits				1,440		
	Utilities				1,500		
	Operations and Maintenance				4,000		
	Account Total	0	0	175,241	175,241	0	0
207305	USF BUSINESS SERVICES						
	Expense						
	Salaries - Non-Faculty				54,560		
	Wages				6,000		
	Utilities				1,000		
	Operations and Maintenance				45,665		
	Equipment (Capitalized)				4,000		
	Account Total	0	0	111,225	111,225	0	0
207310	USF DIRECTOR-ATS						
	Expense						
	Salaries - Non-Faculty				167,005		
	Benefits				720		
	Utilities				1,200		
	Operations and Maintenance				16,063		
	Account Total	0	0	184,988	184,988	0	0

Printed on a Xerox 9700 Laser Printing System at the Computing Services Center / Texas A&M University

Form: URGB01 (02/05/85)

Account	Description	Beginning Balance	Revenues	Net Allocations	Expenditures	Increase (Decrease)	Ending Balance
207311	USF SYSTEMS INFRASTRUCTURE						
	Expense						
	Salaries - Non-Faculty				262,803		
	Wages				47,924		
	Benefits				4,320		
	Utilities				3,100		
	Operations and Maintenance				179,653		
	Account Total	0	0	497,800	497,800	0	0
207312	USF APPLICATION SERVICES						
	Expense						
	Salaries - Non-Faculty				291,140		
	Wages				27,542		
	Benefits				3,600		
	Utilities				5,000		
	Operations and Maintenance				475,066		
	Account Total	0	0	802,348	802,348	0	0
207313	USF APPLICATION DEVELOPMENT						
	Expense						
	Salaries - Non-Faculty				65,000		
	Utilities				3,000		
	Operations and Maintenance				313,720		
	Account Total	0	0	381,720	381,720	0	0
207314	USF NETWORK SERVICES						
	Expense						
	Salaries - Non-Faculty				179,760		
	Wages				41,000		
	Benefits				3,600		
	Utilities				7,000		
	Operations and Maintenance				333,881		
	Equipment (Capitalized)				90,383		
	Account Total	0	0	655,624	655,624	0	0
207320	USF DIRECTOR- CTS						
	Expense						
	Salaries - Non-Faculty				94,012		
	Benefits				720		
	Utilities				1,500		
	Operations and Maintenance				16,800		
	Account Total	0	0	113,032	113,032	0	0

Printed on a Xerox 9700 Laser Printing System at the Computing Services Center / Texas A&M University

Form: URGB01 (02/05/85)

Account	Description	Beginning Balance	Revenues	Net Allocations	Expenditures	Increase (Decrease)	Ending Balance
207321	USF TECHNOLOGY SUPPORT SERVICES						
	Expense						
	Salaries - Non-Faculty				41,510		
	Wages				32,000		
	Benefits				3,960		
	Utilities				3,000		
	Operations and Maintenance				29,625		
	Account Total	0	0	110,095	110,095	0	0
207323	USF LEARNING SPACES						
	Expense						
	Salaries - Non-Faculty				163,207		
	Wages				102,000		
	Benefits				3,900		
	Utilities				9,390		
	Operations and Maintenance				101,867		
	Account Total	0	0	380,364	380,364	0	0
207324	USF HELP DESK						
	Expense						
	Salaries - Non-Faculty				76,000		
	Wages				80,000		
	Utilities				22,000		
	Operations and Maintenance				37,411		
	Account Total	0	0	215,411	215,411	0	0
207500	USF BENEFITS						
	Expense						
	Salaries - Non-Faculty				63,505		
	Benefits				817,295		
	Account Total	0	0	880,800	880,800	0	0
207501	USF SALARY CONTINGENCY-FINANCE						
	Expense						
	Salaries - Non-Faculty				21,829		
	Account Total	0	0	21,829	21,829	0	0
207502	USF SALARY CONTINGENCY-PROVOST						
	Expense						
	Salaries - Non-Faculty				6,389		
	Account Total	0	0	6,389	6,389	0	0
207512	USF BENEFITS - INSTRUCTION						
	Expense						
	Benefits				597,679		
	Account Total	0	0	597,679	597,679	0	0

Printed on a Xerox 9700 Laser Printing System at the Computing Services Center / Texas A&M University

Form: URGB01 (02/05/85)

Account	Description	Beginning Balance	Revenues	Net Allocations	Expenditures	Increase (Decrease)	Ending Balance
207513	USF BENEFITS - RESEARCH						
	Expense						
	Benefits				91,811		
	Account Total	0	0	91,811	91,811	0	0
207514	USF BENEFITS - PUBLIC SERVICE						
	Expense						
	Benefits				49,382		
	Account Total	0	0	49,382	49,382	0	0
207515	USF BENEFITS - ACADEMIC SUPPORT						
	Expense						
	Benefits				526,821		
	Account Total	0	0	526,821	526,821	0	0
207516	USF BENEFITS - STUDENT SERVICES						
	Expense						
	Benefits				116,929		
	Account Total	0	0	116,929	116,929	0	0
207517	USF BENEFITS - INSTITUTIONAL SUPP						
	Expense						
	Benefits				194,182		
	Account Total	0	0	194,182	194,182	0	0
207518	USF BENEFITS - O&M						
	Expense						
	Benefits				24,418		
	Account Total	0	0	24,418	24,418	0	0
207520	USF BENEFITS - FUNCTION CLEARING						
	Expense						
	Salaries - Non-Faculty				111,006-		
	Benefits				1,490,216-		
	Account Total	0	0	1,601,222-	1,601,222-	0	0
209099	DESIGNATED FEE EXEMPTIONS						
	Revenue						
	Discounts and Allow		11,685,376-				
	Discounts and Allow		7,617,463-				
	Exemptions		5,379,807				
	Expense						
	Scholarships				5,379,807		
	Scholarship Discounts				4,053,873-		
	Account Total	0	13,923,032-	15,248,966	1,325,934	0	0

Printed on a Xerox 9700 Laser Printing System at the Computing Services Center / Texas A&M University

Form: URGB01 (02/05/85)

Account	Description	Beginning Balance	Revenues	Net Allocations	Expenditures	Increase (Decrease)	Ending Balance
209920	EST CAMPS & MISC- FOR BUDGETS						
	Revenue						
	Sales and Services		500,000				
	Expense						
	Salaries - Faculty				17,285		
	Salaries - Non-Faculty				52,963		
	Operations and Maintenance				142,378		
	Account Total	0	500,000	0	212,626	287,374	287,374
210001	NATIONAL SPILL CONTROL SCHOOL						
	Revenue						
	Sales and Services		150,000				
	Expense						
	Salaries - Non-Faculty				83,551		
	Wages				16,824		
	Benefits				23,834		
	Utilities				1,250		
	Operations and Maintenance				24,539		
	Account Total	0	150,000	0	149,998	2	2
210300	TEXAS CONNECTION						
	Revenue						
	Sales and Services		158,346				
	Expense						
	Salaries - Non-Faculty				71,440		
	Wages				15,600		
	Benefits				22,368		
	Utilities				1,000		
	Operations and Maintenance				16,267		
	Account Total	0	158,346	31,669-	126,675	2	2
210302	TEXAS CONNECTION__F&A						
	Expense						
	Operations and Maintenance				31,669		
	Account Total	0	0	31,669	31,669	0	0
210325	PAC RENTAL INCOME						
	Revenue						
	Sales and Services		74,700				
	Expense						
	Salaries - Faculty				10,363		
	Salaries - Non-Faculty				62,818		
	Wages				14,840		
	Benefits				21,202		
	Operations and Maintenance				32,990		
	Account Total	0	74,700	0	142,213	67,513-	67,513-

Printed on a Xerox 9700 Laser Printing System at the Computing Services Center / Texas A&M University

Form: URGB01 (02/05/85)

Account	Description	Beginning Balance	Revenues	Net Allocations	Expenditures	Increase (Decrease)	Ending Balance
210710-00000	PHYSICAL PLANT-ROOF LEASE & SUPPORT						
	Revenue						
	Contracts and Grant		6,753				
	Expense						
	Salaries - Non-Faculty				8,766		
	Wages				6,683		
	Benefits				2,543		
	Account Total	0	6,753	0	17,992	11,239-	11,239-
210760	COMMENCEMENT						
	Expense						
	Operations and Maintenance				25,000		
	Account Total	0	0	25,000	25,000	0	0
211030	EMPLOYEE DEVELOPMENT						
	Expense						
	Operations and Maintenance				5,000		
	Account Total	0	0	5,000	5,000	0	0
211040	PPC 2017						
	Revenue						
	Sales and Services		35,000				
	Expense						
	Operations and Maintenance				35,000		
	Account Total	0	35,000	0	35,000	0	0
212020	BUDGET REDUCTION - PAYROL SUPPLEMEN						
	Revenue						
	Contracts and Grant		20,980				
	Expense						
	Salaries - Non-Faculty				20,980		
	Account Total	0	20,980	0	20,980	0	0
220212-00000	ALUMNI SUPPORT						
	Revenue						
	Sales and Services		60,000				
	Expense						
	Wages				15,000		
	Benefits				60		
	Operations and Maintenance				28,000		
	Account Total	0	60,000	0	43,060	16,940	16,940

Printed on a Xerox 9700 Laser Printing System at the Computing Services Center / Texas A&M University

Form: URGB01 (02/05/85)

Account	Description	Beginning Balance	Revenues	Net Allocations	Expenditures	Increase (Decrease)	Ending Balance
220650	SOUTH TEXAS ECONOMIC DEVELOPMENT CE						
	Revenue						
	Gifts		24,720				
	Expense						
	Salaries - Faculty				4,500		
	Salaries - Non-Faculty				3,600		
	Benefits				1,620		
	Operations and Maintenance				15,000		
	Account Total	0	24,720	0	24,720	0	0
225000	INDIRECT COST REVENUE						
	Revenue						
	Contracts and Grant		3,213,221				
	Expense						
	Salaries - Faculty				48,624		
	Salaries - Non-Faculty				378,730		
	Wages				124,361		
	Benefits				123,710		
	Utilities				280		
	Scholarships				37,414		
	Operations and Maintenance				698,955		
	Equipment (Capitalized)				55,288		
	Account Total	0	3,213,221	1,631,933-	1,467,362	113,926	113,926
225016	SYSTEM ASSESSMENT						
	Expense						
	Operations and Maintenance				166,971		
	Account Total	0	0	166,971	166,971	0	0
225051	SPONSORED PROGRAM ADMINISTRATION						
	Expense						
	Salaries - Non-Faculty				253,681		
	Wages				12,000		
	Benefits				75,713		
	Operations and Maintenance				100,080		
	Account Total	0	0	441,474	441,474	0	0
225052	INDIRECT COST - SPONSORED PROGRAMS						
	Expense						
	Salaries - Non-Faculty				231,607		
	Wages				1,985		
	Benefits				76,011		
	Account Total	0	0	309,603	309,603	0	0

Printed on a Xerox 9700 Laser Printing System at the Computing Services Center / Texas A&M University

Form: URGB01 (02/05/85)

Account	Description	Beginning Balance	Revenues	Net Allocations	Expenditures	Increase (Decrease)	Ending Balance
225058-00000	IDC-RESEARCH ENHANCEMENT						
	Expense						
	Salaries - Non-Faculty				57,989		
	Benefits				20,245		
	Equipment (Capitalized)				47,000		
	Account Total	0	0	125,234	125,234	0	0
225059	IDC - COMPLIANCE						
	Expense						
	Salaries - Non-Faculty				123,767		
	Benefits				26,701		
	Utilities				1,000		
	Operations and Maintenance				5,334		
	Account Total	0	0	156,802	156,802	0	0
225071	INDIRECT COST- IT SYSTEMS ADMIN						
	Expense						
	Salaries - Non-Faculty				52,721		
	Benefits				12,725		
	Account Total	0	0	65,446	65,446	0	0
225472	SAFETY						
	Expense						
	Salaries - Non-Faculty				10,272		
	Benefits				4,231		
	Account Total	0	0	14,503	14,503	0	0
225473	COMPTROLLER						
	Expense						
	Salaries - Non-Faculty				90,911		
	Benefits				25,996		
	Operations and Maintenance				2,888		
	Account Total	0	0	119,795	119,795	0	0
225474	HUMAN RESOURCES						
	Expense						
	Salaries - Non-Faculty				22,998		
	Benefits				7,230		
	Account Total	0	0	30,228	30,228	0	0
225629	IDC - RCO DSO						
	Expense						
	Salaries - Non-Faculty				74,000		
	Operations and Maintenance				18,878		
	Account Total	0	0	92,878	92,878	0	0

Printed on a Xerox 9700 Laser Printing System at the Computing Services Center / Texas A&M University

Form: URGB01 (02/05/85)

Account	Description	Beginning Balance	Revenues	Net Allocations	Expenditures	Increase (Decrease)	Ending Balance
225662	IDC - SPONSORED PROGRAMS - PRE AWAR						
	Expense						
	Salaries - Non-Faculty				82,809		
	Benefits				22,281		
	Utilities				409		
	Operations and Maintenance				3,500		
	Account Total	0	0	108,999	108,999	0	0
230001	INTEREST INCOME FROM AGENCY						
	Revenue						
	Investment Income		75,000				
	Account Total	0	75,000	0	0	75,000	75,000
230021	APPLICATION FEES						
	Revenue						
	Fees		340,000				
	Expense						
	Salaries - Non-Faculty				47,894		
	Benefits				20,970		
	Utilities				2,700		
	Operations and Maintenance				129,887		
	Account Total	0	340,000	150,000-	201,451	11,451-	11,451-
230022	APPLICATION FEE-RECRUITING						
	Expense						
	Operations and Maintenance				150,000		
	Account Total	0	0	150,000	150,000	0	0
230031	REGISTRATION SPECIAL						
	Revenue						
	Fees		135,000				
	Expense						
	Salaries - Non-Faculty				9,206		
	Utilities				10,250		
	Operations and Maintenance				81,670		
	Account Total	0	135,000	0	101,126	33,874	33,874
230061	GRADUATE APPLICATIONS						
	Revenue						
	Fees		130,000				
	Expense						
	Salaries - Non-Faculty				22,042		
	Wages				17,500		
	Benefits				3,313		
	Utilities				2,775		
	Scholarships				4,000		
	Operations and Maintenance				20,319		
	Account Total	0	130,000	71,581-	69,949	11,530-	11,530-

Printed on a Xerox 9700 Laser Printing System at the Computing Services Center / Texas A&M University

Form: URGB01 (02/05/85)

Account	Description	Beginning Balance	Revenues	Net Allocations	Expenditures	Increase (Decrease)	Ending Balance
230062	GRADUATE APPLICATIONS- GRAD & RECRU						
	Expense						
	Salaries - Faculty				15,000		
	Salaries - Non-Faculty				2,885		
	Benefits				1,015		
	Utilities				1,850		
	Operations and Maintenance				50,831		
	Account Total	0	0	71,581	71,581	0	0
230111	NEED BASED SCHOLARSHIPS						
	Revenue						
	Student Financial A		75,856				
	Expense						
	Scholarships				75,856		
	Account Total	0	75,856	0	75,856	0	0
230150	FINANCIAL ASSISTANCE-ADM. ALLOWANCE						
	Revenue						
	Contracts and Grant		20,420				
	Expense						
	Salaries - Non-Faculty				10,000		
	Benefits				3,000		
	Operations and Maintenance				20,420		
	Account Total	0	20,420	0	33,420	13,000-	13,000-
240001-13000	DESIGNATED TUITION - RES UNDERGRAD						
	Revenue						
	Tuition - Designate		35,752,380				
	Account Total	0	35,752,380	40,345,156-	0	4,592,776-	4,592,776-
240011	DISCRETIONARY-V-P ACAD AFFS						
	Expense						
	Operations and Maintenance				2,500		
	Account Total	0	0	2,500	2,500	0	0
240021	DISCRETIONARY-V-P F & A						
	Expense						
	Operations and Maintenance				2,500		
	Account Total	0	0	2,500	2,500	0	0
240051	PRESIDENT INITIATIVE FUND						
	Expense						
	Operations and Maintenance				25,000		
	Account Total	0	0	25,000	25,000	0	0

Printed on a Xerox 9700 Laser Printing System at the Computing Services Center / Texas A&M University

Form: URGB01 (02/05/85)

Account	Description	Beginning Balance	Revenues	Net Allocations	Expenditures	Increase (Decrease)	Ending Balance
240061	PRESIDENT'S COUNCIL						
	Revenue						
	Gifts		50,000				
	Expense						
	Scholarships				22,250		
	Account Total	0	50,000	0	22,250	27,750	27,750
240071	DISCR VP STUDENT AFFAIRS						
	Expense						
	Operations and Maintenance				2,500		
	Account Total	0	0	2,500	2,500	0	0
240330	DES DIFFERENTIAL TUITION COB						
	Revenue						
	Tuition - Designate		574,885				
	Account Total	0	574,885	574,885-	0	0	0
240331	DIFFERENTIAL TUITION-BUSINESS ADMIN						
	Expense						
	Salaries - Faculty				335,517		
	Salaries - Non-Faculty				7,314		
	Benefits				44,574		
	Scholarships				500		
	Operations and Maintenance				46,023		
	Account Total	0	0	482,884	433,928	48,956	48,956
240340	DES DIFFERENTIAL TUITION NURSING						
	Revenue						
	Tuition - Designate		516,936				
	Account Total	0	516,936	516,936-	0	0	0
240341	NURSING DIFFERENTIAL TUITION						
	Expense						
	Salaries - Faculty				269,621		
	Benefits				68,384		
	Operations and Maintenance				32,147		
	Account Total	0	0	434,040	370,152	63,888	63,888
245032	SYSTEMS INFRASTRUCTURE						
	Expense						
	Salaries - Non-Faculty				52,641		
	Benefits				15,432		
	Operations and Maintenance				1,407		
	Account Total	0	0	0	69,480	69,480-	69,480-

Printed on a Xerox 9700 Laser Printing System at the Computing Services Center / Texas A&M University

Form: URGB01 (02/05/85)

Account	Description	Beginning Balance	Revenues	Net Allocations	Expenditures	Increase (Decrease)	Ending Balance
245061	INSTALLMENT PAYMENT PROGRAM						
	Revenue						
	Fees		62,000				
	Expense						
	Salaries - Non-Faculty				24,714		
	Benefits				9,170		
	Operations and Maintenance				28,116		
	Account Total	0	62,000	0	62,000	0	0
245111	FINES UPD						
	Revenue						
	Other Operating Inc		200,000				
	Expense						
	Salaries - Non-Faculty				140,333		
	Wages				960		
	Benefits				31,000		
	Operations and Maintenance				9,243		
	Account Total	0	200,000	0	181,536	18,464	18,464
245120	FINES LIBRARY						
	Revenue						
	Other Operating Inc		6,000				
	Expense						
	Operations and Maintenance				27,654		
	Account Total	0	6,000	0	27,654	21,654-	21,654-
245130	FINES & PENALTIES - BUSINESS						
	Revenue						
	Fees		50,000				
	Expense						
	Salaries - Non-Faculty				21,513		
	Benefits				8,180		
	Operations and Maintenance				17,307		
	Account Total	0	50,000	0	47,000	3,000	3,000
245191	EMERGENCY LN PROC FEE						
	Revenue						
	Fees		100,000				
	Expense						
	Salaries - Non-Faculty				75,803		
	Benefits				28,149		
	Utilities				6,100		
	Operations and Maintenance				10,698		
	Account Total	0	100,000	0	120,750	20,750-	20,750-

Printed on a Xerox 9700 Laser Printing System at the Computing Services Center / Texas A&M University

Form: URGB01 (02/05/85)

Account	Description	Beginning Balance	Revenues	Net Allocations	Expenditures	Increase (Decrease)	Ending Balance
245201	MIRAMAR UNIV APTS-OCCFEES						
	Revenue						
	Sales and Services		750,000				
	Expense						
	Utilities				609,000		
	Account Total	0	750,000	117,000-	609,000	24,000	24,000
245320	EXECUTIVE SUPPLEMENT (SAL)						
	Expense						
	Salaries - Non-Faculty				135,737		
	Benefits				23,368		
	Account Total	0	0	159,105	159,105	0	0
280011	CLASSROOM TELEPHONES						
	Expense						
	Utilities				68,472		
	Account Total	0	0	68,472	68,472	0	0
280101-00000	CLA						
	Expense						
	Operations and Maintenance				240,637		
	Account Total	0	0	240,637	240,637	0	0
280102	CLA- FACULTY						
	Expense						
	Salaries - Faculty				432,079		
	Account Total	0	0	432,079	432,079	0	0
280110-00000	CLA - DEAN						
	Expense						
	Operations and Maintenance				21,000		
	Account Total	0	0	21,000	21,000	0	0
280111	GRADUATE ART LEASE - HAMLIN						
	Expense						
	Operations and Maintenance				68,300		
	Account Total	0	0	68,300	68,300	0	0
280115	DT BENEFITS/UNALL SALS & NEW POSITI						
	Expense						
	Salaries - Non-Faculty				92,106		
	Benefits				3,311,650		
	Account Total	0	0	3,403,756	3,403,756	0	0
280116	DT GIP-NEW EMPLOYEES 60-90 DAYS						
	Expense						
	Benefits				80,000		
	Account Total	0	0	80,000	80,000	0	0

Printed on a Xerox 9700 Laser Printing System at the Computing Services Center / Texas A&M University

Form: URGB01 (02/05/85)

Account	Description	Beginning Balance	Revenues	Net Allocations	Expenditures	Increase (Decrease)	Ending Balance
280120-10000	PERFORMING ART CENTER - SALARIES						
	Expense						
	Salaries - Non-Faculty				40,713		
	Account Total	0	0	40,713	40,713	0	0
280120-20000	PERFORMING ART CENTER - M & O						
	Expense						
	Operations and Maintenance				18,000		
	Account Total	0	0	18,000	18,000	0	0
280120-30000	PERFORMING ART CENTER-STUDENT WAGES						
	Expense						
	Wages				17,720		
	Account Total	0	0	17,720	17,720	0	0
280201	BUSINESS ADMIN.						
	Expense						
	Salaries - Faculty				690,054		
	Salaries - Non-Faculty				80,001		
	Wages				4,318		
	Utilities				20,810		
	Operations and Maintenance				105,197		
	Account Total	0	0	900,380	900,380	0	0
280202	B/A - FACULTY						
	Expense						
	Salaries - Faculty				367,500		
	Account Total	0	0	367,500	367,500	0	0
280206	B/A - STAFF						
	Expense						
	Salaries - Non-Faculty				24,102		
	Account Total	0	0	24,102	24,102	0	0
280210	B/A - DEAN						
	Expense						
	Operations and Maintenance				13,124		
	Account Total	0	0	13,124	13,124	0	0
280213	B/A-D/S/ECO						
	Expense						
	Salaries - Faculty				810,816		
	Account Total	0	0	810,816	810,816	0	0
280214	B/A-ACCTG/BLAW/FIN						
	Expense						
	Salaries - Faculty				325,000		
	Account Total	0	0	325,000	325,000	0	0

Printed on a Xerox 9700 Laser Printing System at the Computing Services Center / Texas A&M University

Form: URGB01 (02/05/85)

Account	Description	Beginning Balance	Revenues	Net Allocations	Expenditures	Increase (Decrease)	Ending Balance
280301	EDUCATION						
	Expense						
	Wages				9,000		
	Utilities				1,000		
	Operations and Maintenance				78,649		
	Account Total	0	0	88,649	88,649	0	0
280302	EDUCATION - FACULTY						
	Expense						
	Salaries - Faculty				994,415		
	Account Total	0	0	994,415	994,415	0	0
280307-10002	TEACHER EDUCATION						
	Expense						
	Salaries - Faculty				138,575		
	Account Total	0	0	138,575	138,575	0	0
280307-10004	THE GARCIA CENTER						
	Expense						
	Salaries - Faculty				80,001		
	Account Total	0	0	80,001	80,001	0	0
280307-10006	CURRICULUM & INSTRUCTION						
	Expense						
	Salaries - Faculty				259,289		
	Account Total	0	0	259,289	259,289	0	0
280310	EDUCATION - DEAN						
	Expense						
	Salaries - Faculty				134,635		
	Salaries - Non-Faculty				106,628		
	Operations and Maintenance				15,000		
	Account Total	0	0	256,263	256,263	0	0
280311	EDUCATION-ECDC						
	Expense						
	Operations and Maintenance				50,626		
	Account Total	0	0	50,626	50,626	0	0
280312	EDUCATION - KINESIOLOGY						
	Expense						
	Operations and Maintenance				8,000		
	Account Total	0	0	8,000	8,000	0	0
280401-00000	SCI & ENG						
	Expense						
	Operations and Maintenance				121,461		
	Account Total	0	0	121,461	121,461	0	0

Printed on a Xerox 9700 Laser Printing System at the Computing Services Center / Texas A&M University

Form: URGB01 (02/05/85)

Account	Description	Beginning Balance	Revenues	Net Allocations	Expenditures	Increase (Decrease)	Ending Balance
280401-10000	SCHOOL OF ENGINEERING AND COMP SCIE						
	Expense						
	Wages				16,294		
	Operations and Maintenance				10,000		
	Account Total	0	0	26,294	26,294	0	0
280401-11001	S&E-DEAN'S OFFICE						
	Expense						
	Salaries - Non-Faculty				72,205		
	Wages				10,756		
	Operations and Maintenance				76,259		
	Account Total	0	0	159,220	159,220	0	0
280401-20000	S&E - PHYSICAL & ENV SCI						
	Expense						
	Wages				14,364		
	Account Total	0	0	14,364	14,364	0	0
280401-40000	S&E - LIFE SCIENCE						
	Expense						
	Wages				10,162		
	Operations and Maintenance				16,000		
	Account Total	0	0	26,162	26,162	0	0
280402-10000	SCHOOL OF ENGINEERING & COMPUTING						
	Expense						
	Salaries - Faculty				2,380,444		
	Account Total	0	0	2,380,444	2,380,444	0	0
280402-20000	SCI & ENG - PHYSICAL & ENV SCIENCE						
	Expense						
	Salaries - Faculty				448,555		
	Account Total	0	0	448,555	448,555	0	0
280402-30000	SCI & ENG - MATH & STATISTICS						
	Expense						
	Salaries - Faculty				269,000		
	Account Total	0	0	269,000	269,000	0	0
280402-40000	SCI & ENG - LIFE SCIENCES						
	Expense						
	Salaries - Faculty				523,909		
	Account Total	0	0	523,909	523,909	0	0
280402-50000	S&E CENTER FOR COASTAL STUDIES						
	Expense						
	Salaries - Faculty				141,879		
	Account Total	0	0	141,879	141,879	0	0

Printed on a Xerox 9700 Laser Printing System at the Computing Services Center / Texas A&M University

Form: URGB01 (02/05/85)

Account	Description	Beginning Balance	Revenues	Net Allocations	Expenditures	Increase (Decrease)	Ending Balance
280406-11001	S&E - DEANS OFFICE						
	Expense						
	Salaries - Non-Faculty				25,600		
	Account Total	0	0	25,600	25,600	0	0
280410	SCI & ENG - DEAN						
	Expense						
	Operations and Maintenance				20,000		
	Account Total	0	0	20,000	20,000	0	0
280412	COMPUTER GRADUATE STUDENTS						
	Expense						
	Salaries - Non-Faculty				216,000		
	Account Total	0	0	216,000	216,000	0	0
280501	COLLEGE OF NURSING						
	Expense						
	Salaries - Non-Faculty				75,517		
	Wages				720		
	Operations and Maintenance				8,237		
	Account Total	0	0	84,474	84,474	0	0
280502	COLLEGE OF NURSING - FACULTY						
	Expense						
	Salaries - Faculty				799,694		
	Operations and Maintenance				19,607		
	Account Total	0	0	819,301	819,301	0	0
280602	LOCAL BENEFITS - INSTRUCTION						
	Expense						
	Benefits				764,563		
	Account Total	0	0	764,563	764,563	0	0
280603	LOCAL BENEFITS - RESEARCH						
	Expense						
	Benefits				114,483		
	Account Total	0	0	114,483	114,483	0	0
280604	LOCAL BENEFITS - PUBLIC SERVICE						
	Expense						
	Benefits				63,141		
	Account Total	0	0	63,141	63,141	0	0
280605	LOCAL BENEFITS - ACADEMIC SUPPO						
	Expense						
	Benefits				672,493		
	Account Total	0	0	672,493	672,493	0	0

Printed on a Xerox 9700 Laser Printing System at the Computing Services Center / Texas A&M University

Form: URGB01 (02/05/85)

Account	Description	Beginning Balance	Revenues	Net Allocations	Expenditures	Increase (Decrease)	Ending Balance
280606	LOCAL BENEFITS - STUDENT SERVIC						
	Expense						
	Benefits				149,741		
	Account Total	0	0	149,741	149,741	0	0
280607	LOCAL BENEFITS - INSTITUTIONAL						
	Expense						
	Benefits				249,312		
	Account Total	0	0	249,312	249,312	0	0
280608	LOCAL BENEFITS - PLANT						
	Expense						
	Benefits				31,164		
	Account Total	0	0	31,164	31,164	0	0
280609	LOCAL BENEFITS - SCHOLARSHIPS						
	Expense						
	Benefits				43,434		
	Account Total	0	0	43,434	43,434	0	0
280620	LOCAL BENEFITS - CLEARING						
	Expense						
	Salaries - Non-Faculty				46,053-		
	Benefits				2,042,278-		
	Account Total	0	0	2,088,331-	2,088,331-	0	0
280900	HARTE INSTRUCTION						
	Expense						
	Salaries - Non-Faculty				25,000		
	Account Total	0	0	25,000	25,000	0	0
282608	ACADEMIC TESTING CENTER - LOCAL						
	Expense						
	Salaries - Non-Faculty				27,000		
	Wages				8,996		
	Benefits				32,708		
	Operations and Maintenance				28,050		
	Equipment (Capitalized)				2,434		
	Account Total	0	0	99,188	99,188	0	0
282609-10000	CORE-SALARIES						
	Expense						
	Salaries - Faculty				40,000		
	Wages				3,018		
	Account Total	0	0	43,018	43,018	0	0

Printed on a Xerox 9700 Laser Printing System at the Computing Services Center / Texas A&M University

Form: URGB01 (02/05/85)

Account	Description	Beginning Balance	Revenues	Net Allocations	Expenditures	Increase (Decrease)	Ending Balance
282609-20000	CORE M&O						
	Expense						
	Operations and Maintenance				30,614		
	Account Total	0	0	30,614	30,614	0	0
282613-00000	PROVOST						
	Expense						
	Salaries - Non-Faculty				82,500		
	Operations and Maintenance				108,964		
	Account Total	0	0	191,464	191,464	0	0
282614	FACULTY SENATE						
	Expense						
	Salaries - Non-Faculty				13,541		
	Operations and Maintenance				4,920		
	Account Total	0	0	18,461	18,461	0	0
282615	RESEARCH - COMPLIANCE						
	Expense						
	Salaries - Non-Faculty				33,867		
	Account Total	0	0	33,867	33,867	0	0
282618	UNALLOCATED ACADEMIC FUND						
	Expense						
	Salaries - Faculty				46,318		
	Account Total	0	0	46,318	46,318	0	0
282619	ASSOC VP FOR ACAD						
	Expense						
	Salaries - Non-Faculty				145,000		
	Wages				3,788		
	Benefits				1,080		
	Operations and Maintenance				4,500		
	Account Total	0	0	154,368	154,368	0	0
282620-00000	CENTER FOR FACULTY EXCELLENCE						
	Expense						
	Salaries - Faculty				13,200		
	Wages				10,000		
	Benefits				1,980		
	Utilities				865		
	Operations and Maintenance				46,046		
	Account Total	0	0	72,091	72,091	0	0
282622	SUMMER SCHOOL						
	Expense						
	Salaries - Faculty				1,860,075		
	Wages				600,000		
	Account Total	0	0	2,460,075	2,460,075	0	0

Printed on a Xerox 9700 Laser Printing System at the Computing Services Center / Texas A&M University

Form: URGB01 (02/05/85)

Account	Description	Beginning Balance	Revenues	Net Allocations	Expenditures	Increase (Decrease)	Ending Balance
282624-00000	UNALLOCATED ADJUNCTS						
	Expense						
	Salaries - Faculty				2,287,505		
	Account Total	0	0	2,287,505	2,287,505	0	0
282625-00000	RESEARCH ENHANCEMENT						
	Expense						
	Operations and Maintenance				72,000		
	Account Total	0	0	72,000	72,000	0	0
282625-10000	RESEARCH ENHANCEMENT- RESIDUAL						
	Expense						
	Salaries - Faculty				85,902		
	Operations and Maintenance				18,462		
	Account Total	0	0	104,364	104,364	0	0
282628-00000	FACULTY OPPORTUNITY FUNDS						
	Expense						
	Operations and Maintenance				10,000		
	Account Total	0	0	10,000	10,000	0	0
282632-00000	HONORS PROGRAM						
	Expense						
	Operations and Maintenance				16,500		
	Account Total	0	0	16,500	16,500	0	0
282633-10000	GRADUATE STUDIES_- ADMINISTRATION						
	Expense						
	Salaries - Non-Faculty				111,648		
	Wages				9,736		
	Operations and Maintenance				9,359		
	Account Total	0	0	130,743	130,743	0	0
282633-20000	GRADUATE STUDIES - GRADUATE RETENTI						
	Expense						
	Salaries - Faculty				59,000		
	Wages				21,122		
	Operations and Maintenance				25,000		
	Account Total	0	0	105,122	105,122	0	0
282634	FACULTY CONTINGENCY						
	Expense						
	Salaries - Faculty				1,244		
	Account Total	0	0	1,244	1,244	0	0
282636	RESEARCH OFFICE LOCAL FUNDS						
	Expense						
	Operations and Maintenance				5,789		
	Account Total	0	0	5,789	5,789	0	0

Printed on a Xerox 9700 Laser Printing System at the Computing Services Center / Texas A&M University

Form: URGB01 (02/05/85)

Account	Description	Beginning Balance	Revenues	Net Allocations	Expenditures	Increase (Decrease)	Ending Balance
282643-00000	ASSISTANTSHIPS: DOCTORAL & MASTERS						
	Expense						
	Salaries - Faculty				2,200		
	Account Total	0	0	2,200	2,200	0	0
282643-10000	CINS ASSISTANTSHIP						
	Expense						
	Salaries - Faculty				90,000		
	Account Total	0	0	90,000	90,000	0	0
282643-20000	CMSS ASSISTANTSHIPS						
	Expense						
	Salaries - Faculty				127,800		
	Account Total	0	0	127,800	127,800	0	0
282643-30000	COMM ASSISTANTSHIPS						
	Expense						
	Salaries - Faculty				77,200		
	Account Total	0	0	77,200	77,200	0	0
282643-40000	MFA ASSISTANTSHIPS						
	Expense						
	Salaries - Faculty				37,800		
	Account Total	0	0	37,800	37,800	0	0
282643-50000	CGS ASSISTANTSHIP						
	Expense						
	Salaries - Faculty				20,000		
	Account Total	0	0	20,000	20,000	0	0
282656-00000	STARTUP FUNDING						
	Expense						
	Salaries - Non-Faculty				303,000		
	Account Total	0	0	303,000	303,000	0	0
282657	STUDY GROUP-TUITION&FEE EXP ACCT						
	Expense						
	Operations and Maintenance				20,000		
	Account Total	0	0	20,000	20,000	0	0
282950	DESIGNATED TUITION- RESERVE FOR GT						
	Expense						
	Salaries - Faculty				136,197		
	Operations and Maintenance				23,067		
	Equipment (Capitalized)				236,762		
	Account Total	0	0	396,026	396,026	0	0

Printed on a Xerox 9700 Laser Printing System at the Computing Services Center / Texas A&M University

Form: URGB01 (02/05/85)

Account	Description	Beginning Balance	Revenues	Net Allocations	Expenditures	Increase (Decrease)	Ending Balance
283601	ADMISSIONS						
	Expense						
	Salaries - Non-Faculty				202,880		
	Wages				20,000		
	Utilities				800		
	Operations and Maintenance				144,220		
	Account Total	0	0	367,900	367,900	0	0
283602	ISLAND DAYS						
	Expense						
	Operations and Maintenance				82,757		
	Account Total	0	0	82,757	82,757	0	0
283603	FINANCIAL AID						
	Expense						
	Salaries - Non-Faculty				50,000		
	Wages				15,218		
	Utilities				1,300		
	Scholarships				9,826		
	Operations and Maintenance				60,945		
	Account Total	0	0	137,289	137,289	0	0
283605	DISABILITIES SERVICES						
	Expense						
	Operations and Maintenance				20,000		
	Account Total	0	0	20,000	20,000	0	0
283609	COMMENCEMENT						
	Expense						
	Operations and Maintenance				50,000		
	Account Total	0	0	50,000	50,000	0	0
283610	NEW STUDENT PROGRAMS						
	Expense						
	Salaries - Non-Faculty				37,716		
	Wages				30,000		
	Utilities				3,910		
	Operations and Maintenance				14,535		
	Account Total	0	0	86,161	86,161	0	0
283615	STUDENT AFFAIRS						
	Expense						
	Wages				18,000		
	Utilities				3,475		
	Operations and Maintenance				7,178		
	Account Total	0	0	28,653	28,653	0	0

Printed on a Xerox 9700 Laser Printing System at the Computing Services Center / Texas A&M University

Form: URGB01 (02/05/85)

Account	Description	Beginning Balance	Revenues	Net Allocations	Expenditures	Increase (Decrease)	Ending Balance
283616	VETERAN'S AFFAIRS OFC						
	Expense						
	Salaries - Non-Faculty				2,252		
	Wages				5,335		
	Operations and Maintenance				5,059		
	Account Total	0	0	12,646	12,646	0	0
283620	UNIVERSITY CENTER						
	Expense						
	Wages				33,081		
	Account Total	0	0	33,081	33,081	0	0
283621	ASOVP EXPENSES						
	Expense						
	Salaries - Non-Faculty				150,500		
	Operations and Maintenance				23,577		
	Account Total	0	0	174,077	174,077	0	0
284500	EXECUTIVE HOUSING						
	Expense						
	Benefits				34,324		
	Account Total	0	0	34,324	34,324	0	0
284501	EXECUTIVE SUPPLEMENT						
	Expense						
	Salaries - Non-Faculty				134,660		
	Benefits				42,800		
	Account Total	0	0	177,460	177,460	0	0
284503	EXEC.VP-F&A OPERATING EXPENSES						
	Expense						
	Salaries - Non-Faculty				110,000		
	Wages				8,591		
	Operations and Maintenance				53,294		
	Account Total	0	0	171,885	171,885	0	0
284504-00000	PIR - PLANNING & INST RESEARCH						
	Expense						
	Wages				14,400		
	Utilities				2,006		
	Operations and Maintenance				47,268		
	Account Total	0	0	63,674	63,674	0	0

Printed on a Xerox 9700 Laser Printing System at the Computing Services Center / Texas A&M University

Form: URGB01 (02/05/85)

Account	Description	Beginning Balance	Revenues	Net Allocations	Expenditures	Increase (Decrease)	Ending Balance
284505	ADMINSTRATIVE SERVICES						
	Expense						
	Wages				3,000		
	Benefits				311		
	Utilities				854		
	Operations and Maintenance				9,186		
	Account Total	0	0	13,351	13,351	0	0
284506-00000	SYSTEM ASSESMENT						
	Expense						
	Operations and Maintenance				765,114		
	Account Total	0	0	765,114	765,114	0	0
284507	BANK FEES						
	Expense						
	Operations and Maintenance				60,000		
	Account Total	0	0	60,000	60,000	0	0
284508	SACS ACCREDITATION						
	Expense						
	Operations and Maintenance				26,729		
	Account Total	0	0	26,729	26,729	0	0
284509	PROGRAM REVIEW GRADUATE						
	Expense						
	Operations and Maintenance				14,434		
	Account Total	0	0	14,434	14,434	0	0
284510	COMPTROLLER						
	Expense						
	Wages				16,866		
	Utilities				5,000		
	Operations and Maintenance				19,492		
	Account Total	0	0	41,358	41,358	0	0
284514	FISCAL AFFAIRS+INSURANCE						
	Expense						
	Operations and Maintenance				846,000		
	Account Total	0	0	846,000	846,000	0	0
284515	EMPLOYEE DEVELOP & COMPLIANCE SVCS						
	Expense						
	Salaries - Non-Faculty				23,929		
	Utilities				2,000		
	Operations and Maintenance				37,335		
	Account Total	0	0	63,264	63,264	0	0

Printed on a Xerox 9700 Laser Printing System at the Computing Services Center / Texas A&M University

Form: URGB01 (02/05/85)

Account	Description	Beginning Balance	Revenues	Net Allocations	Expenditures	Increase (Decrease)	Ending Balance
284516	PROGRAM REVIEW - UNDERGRADUATE						
	Expense						
	Operations and Maintenance				14,604		
	Account Total	0	0	14,604	14,604	0	0
284517	PAYROLL						
	Expense						
	Wages				3,000		
	Utilities				1,500		
	Operations and Maintenance				14,761		
	Account Total	0	0	19,261	19,261	0	0
284518-10000	DEPARTMENT EXPENSES						
	Expense						
	Wages				11,321		
	Operations and Maintenance				24,039		
	Account Total	0	0	35,360	35,360	0	0
284518-20000	HR-PRINTING SERVICES						
	Expense						
	Operations and Maintenance				1,500		
	Account Total	0	0	1,500	1,500	0	0
284518-60000	HR-WEB BASE I-9 CONTRACT FEES						
	Expense						
	Operations and Maintenance				4,060		
	Account Total	0	0	4,060	4,060	0	0
284518-70000	HR- CRIMINAL BACKGROUND VENDOR						
	Expense						
	Operations and Maintenance				27,500		
	Account Total	0	0	27,500	27,500	0	0
284520	BUDGET						
	Expense						
	Salaries - Non-Faculty				47,500		
	Account Total	0	0	47,500	47,500	0	0
284521	EMPLOYEE BETTERMENT						
	Expense						
	Operations and Maintenance				100,000		
	Account Total	0	0	100,000	100,000	0	0
284523	ROTC						
	Expense						
	Salaries - Non-Faculty				13,541		
	Operations and Maintenance				2,920		
	Account Total	0	0	16,461	16,461	0	0

Printed on a Xerox 9700 Laser Printing System at the Computing Services Center / Texas A&M University

Form: URGB01 (02/05/85)

Account	Description	Beginning Balance	Revenues	Net Allocations	Expenditures	Increase (Decrease)	Ending Balance
284525	INSTITUTIONAL MEMBERSHIPS						
	Expense						
	Operations and Maintenance				70,477		
	Account Total	0	0	70,477	70,477	0	0
284527	MARCOM - LOCAL						
	Expense						
	Wages				29,949		
	Operations and Maintenance				79,680		
	Account Total	0	0	109,629	109,629	0	0
284528	ADVANCEMENT SERVICES						
	Expense						
	Salaries - Non-Faculty				30,006		
	Wages				5,800		
	Utilities				3,800		
	Operations and Maintenance				78,609		
	Account Total	0	0	118,215	118,215	0	0
284529	SCHOLARSHIP SUPPORT						
	Expense						
	Wages				3,704		
	Utilities				1,300		
	Operations and Maintenance				19,096		
	Account Total	0	0	24,100	24,100	0	0
284530	INSTITUTIONAL ADVANCEMENT PROJECTS						
	Expense						
	Salaries - Non-Faculty				1,000		
	Wages				46,000		
	Operations and Maintenance				114,718		
	Account Total	0	0	161,718	161,718	0	0
284531	STAFF COUNCIL - CAMPUS EVENTS						
	Expense						
	Operations and Maintenance				7,974		
	Account Total	0	0	7,974	7,974	0	0
284532	OFFICE ACCOUNT- PRESIDENT						
	Expense						
	Salaries - Non-Faculty				205,000		
	Benefits				720		
	Utilities				3,500		
	Operations and Maintenance				181,569		
	Account Total	0	0	390,789	390,789	0	0

Printed on a Xerox 9700 Laser Printing System at the Computing Services Center / Texas A&M University

Form: URGB01 (02/05/85)

Account	Description	Beginning Balance	Revenues	Net Allocations	Expenditures	Increase (Decrease)	Ending Balance
284537	CONTINGENCY ACCOUNT						
	Expense						
	Salaries - Faculty				700,496		
	Account Total	0	0	700,496	700,496	0	0
284539	STAFF COUNCIL						
	Expense						
	Salaries - Non-Faculty				13,541		
	Wages				3,400		
	Operations and Maintenance				7,831		
	Account Total	0	0	24,772	24,772	0	0
284541	SAFETY OFFICE						
	Expense						
	Salaries - Non-Faculty				39,799		
	Operations and Maintenance				45,683		
	Account Total	0	0	85,482	85,482	0	0
284542	MAIL SERVICES						
	Expense						
	Salaries - Non-Faculty				4,507		
	Wages				20,895		
	Operations and Maintenance				11,200		
	Account Total	0	0	36,602	36,602	0	0
284543	PRESS/BOOK PRINTING						
	Expense						
	Operations and Maintenance				15,000		
	Account Total	0	0	15,000	15,000	0	0
284545	ISLANDER LIGHTS						
	Expense						
	Operations and Maintenance				17,500		
	Account Total	0	0	17,500	17,500	0	0
284554	EXECUTIVE DIRECTOR OF DEVL						
	Expense						
	Salaries - Non-Faculty				88,881		
	Operations and Maintenance				18,000		
	Account Total	0	0	106,881	106,881	0	0
284555-00000	COLLEGE DEVELOPMENT						
	Expense						
	Salaries - Non-Faculty				127,641		
	Operations and Maintenance				260		
	Account Total	0	0	127,901	127,901	0	0

Printed on a Xerox 9700 Laser Printing System at the Computing Services Center / Texas A&M University

Form: URGB01 (02/05/85)

Account	Description	Beginning Balance	Revenues	Net Allocations	Expenditures	Increase (Decrease)	Ending Balance
284564	UNIVERSITY SERVICES						
	Expense						
	Salaries - Non-Faculty				8,671		
	Operations and Maintenance				11,407		
	Account Total	0	0	20,078	20,078	0	0
284566	UNIVERSITY SERVICES - MARKETING						
	Expense						
	Salaries - Non-Faculty				14,577		
	Wages				128		
	Operations and Maintenance				1,146		
	Account Total	0	0	15,851	15,851	0	0
284568	FAMIS ASSESSMENT						
	Expense						
	Operations and Maintenance				129,170		
	Account Total	0	0	129,170	129,170	0	0
284573	FURNITURE & STORAGE						
	Expense						
	Operations and Maintenance				7,000		
	Account Total	0	0	7,000	7,000	0	0
284574	MARKETPLACE						
	Expense						
	Operations and Maintenance				60,000		
	Account Total	0	0	60,000	60,000	0	0
284581	ACADEMIC POLICY & INSTITUTIONAL EFF						
	Expense						
	Operations and Maintenance				10,258		
	Account Total	0	0	10,258	10,258	0	0
284583	IT SYSTEM ASSESSMENT						
	Expense						
	Operations and Maintenance				310,209		
	Account Total	0	0	310,209	310,209	0	0
284586	STEWARDSHIP & DONOR RELATIONS						
	Expense						
	Benefits				2,160		
	Operations and Maintenance				18,017		
	Account Total	0	0	20,177	20,177	0	0
284590	ACADEMIC PARTNERSHIP						
	Expense						
	Operations and Maintenance				1,955,000		
	Account Total	0	0	1,955,000	1,955,000	0	0

Printed on a Xerox 9700 Laser Printing System at the Computing Services Center / Texas A&M University

Form: URGB01 (02/05/85)

Account	Description	Beginning Balance	Revenues	Net Allocations	Expenditures	Increase (Decrease)	Ending Balance
284591-00000	COLLEGE DEVELOPMENT OFFICERS						
	Expense						
	Salaries - Non-Faculty				114,491		
	Account Total	0	0	114,491	114,491	0	0
284592	ASSISTANT VP OF DEVELOPMENT						
	Expense						
	Salaries - Non-Faculty				2,239		
	Wages				15,000		
	Benefits				1,080		
	Operations and Maintenance				8,578		
	Account Total	0	0	26,897	26,897	0	0
284593	DOD 4						
	Expense						
	Benefits				900		
	Operations and Maintenance				10,470		
	Account Total	0	0	11,370	11,370	0	0
284595	FCR						
	Expense						
	Benefits				1,080		
	Operations and Maintenance				14,388		
	Account Total	0	0	15,468	15,468	0	0
284596	DOD 3 - JAMIE						
	Expense						
	Benefits				900		
	Operations and Maintenance				10,470		
	Account Total	0	0	11,370	11,370	0	0
284597	SFA - MAINTENANCE AND OPERATIONS						
	Expense						
	Operations and Maintenance				12,500		
	Account Total	0	0	12,500	12,500	0	0
284603-00000	ACADEMIC RECRUITING						
	Expense						
	Operations and Maintenance				100,000		
	Account Total	0	0	100,000	100,000	0	0
284605	EMPLOYEE DEVELOPMENT						
	Expense						
	Operations and Maintenance				12,024		
	Account Total	0	0	12,024	12,024	0	0

Printed on a Xerox 9700 Laser Printing System at the Computing Services Center / Texas A&M University

Form: URGB01 (02/05/85)

Account	Description	Beginning Balance	Revenues	Net Allocations	Expenditures	Increase (Decrease)	Ending Balance
284606	MARKETING						
	Expense						
	Salaries - Non-Faculty				35,468		
	Operations and Maintenance				198,856		
	Account Total	0	0	234,324	234,324	0	0
284607	ENROLLMENT MGMT M&O						
	Expense						
	Wages				4,736		
	Operations and Maintenance				32,320		
	Account Total	0	0	37,056	37,056	0	0
284608	ENROLLMENT MANAGEMENT PROGRAMS						
	Expense						
	Salaries - Non-Faculty				322,766		
	Wages				10,710		
	Benefits				900		
	Operations and Maintenance				28,622		
	Account Total	0	0	362,998	362,998	0	0
284609	MARCOM STUDENT WAGES						
	Expense						
	Wages				50,000		
	Account Total	0	0	50,000	50,000	0	0
284610	DIRECTOR OF ENGAGEMENT - OPERATING						
	Expense						
	Benefits				1,080		
	Operations and Maintenance				16,767		
	Account Total	0	0	17,847	17,847	0	0
284640	SPONSORSHIPS						
	Expense						
	Operations and Maintenance				70,000		
	Account Total	0	0	70,000	70,000	0	0
284720	STUDENT RECRUITING - AGENT AGREEMEN						
	Expense						
	Operations and Maintenance				40,000		
	Account Total	0	0	40,000	40,000	0	0
284740	ORIENTATION LEADER PROGRAM						
	Expense						
	Wages				72,000		
	Account Total	0	0	72,000	72,000	0	0

Printed on a Xerox 9700 Laser Printing System at the Computing Services Center / Texas A&M University

Form: URGB01 (02/05/85)

Account	Description	Beginning Balance	Revenues	Net Allocations	Expenditures	Increase (Decrease)	Ending Balance
284810	DOD 2 - BETHANY						
	Expense						
	Benefits				1,080		
	Operations and Maintenance				8,920		
	Account Total	0	0	10,000	10,000	0	0
284830	DOD 1 - GILLIAN						
	Expense						
	Benefits				1,080		
	Operations and Maintenance				8,920		
	Account Total	0	0	10,000	10,000	0	0
284860	GRADUATE ASSISTANT						
	Expense						
	Wages				16,500		
	Account Total	0	0	16,500	16,500	0	0
285502	HAZARDOUS WASTE DISPOSAL						
	Expense						
	Operations and Maintenance				8,447		
	Account Total	0	0	8,447	8,447	0	0
285503	STUDENT WORKERS - PP						
	Expense						
	Wages				25,000		
	Account Total	0	0	25,000	25,000	0	0
285509	UPD LOCAL M&O						
	Expense						
	Wages				10,600		
	Operations and Maintenance				39,357		
	Account Total	0	0	49,957	49,957	0	0
285523	PURCHASING						
	Expense						
	Salaries - Non-Faculty				41,916		
	Wages				4,500		
	Utilities				7,020		
	Operations and Maintenance				22,311		
	Account Total	0	0	75,747	75,747	0	0
285524	HUB PROGRAM						
	Expense						
	Operations and Maintenance				4,000		
	Account Total	0	0	4,000	4,000	0	0

Printed on a Xerox 9700 Laser Printing System at the Computing Services Center / Texas A&M University

Form: URGB01 (02/05/85)

Account	Description	Beginning Balance	Revenues	Net Allocations	Expenditures	Increase (Decrease)	Ending Balance
285525	CENTRAL RECEIVING						
	Expense						
	Wages				8,900		
	Operations and Maintenance				9,000		
	Account Total	0	0	17,900	17,900	0	0
285527	CONTRACTS & PROPERTY						
	Expense						
	Wages				46,500		
	Utilities				2,610		
	Operations and Maintenance				18,330		
	Account Total	0	0	67,440	67,440	0	0
285528	ASSOCIATE VP FOR ACADEMIC AFFAIRS						
	Expense						
	Wages				49,000		
	Utilities				1,416		
	Operations and Maintenance				18,584		
	Account Total	0	0	69,000	69,000	0	0
285530	SALARY CONTINGENCY - PRES						
	Expense						
	Salaries - Non-Faculty				83,213		
	Account Total	0	0	83,213	83,213	0	0
285540	SALARY CONTINGENCY - PROVOST						
	Expense						
	Salaries - Non-Faculty				1,332		
	Account Total	0	0	1,332	1,332	0	0
285545	SALARY CONTINGENCY - FINANCE						
	Expense						
	Salaries - Non-Faculty				4,208		
	Account Total	0	0	4,208	4,208	0	0
285555	SALARY CONTINGENCY - DEVELOPMENT						
	Expense						
	Salaries - Non-Faculty				53,699		
	Account Total	0	0	53,699	53,699	0	0
285565	SALARY CONTINGENCY- RCO						
	Expense						
	Salaries - Non-Faculty				6,659		
	Account Total	0	0	6,659	6,659	0	0
286601	TAMUCC GRANTS						
	Expense						
	Scholarships				160,000		
	Account Total	0	0	160,000	160,000	0	0

Printed on a Xerox 9700 Laser Printing System at the Computing Services Center / Texas A&M University

Form: URGB01 (02/05/85)

Account	Description	Beginning Balance	Revenues	Net Allocations	Expenditures	Increase (Decrease)	Ending Balance
289990-00000	DESIG. TUITION - FOR BUDGETS						
	Account Total	0	0	216,798	0	216,798	216,798
289990-00010	INSTRUCTION - FOR BUDGETS						
	Expense						
	Salaries - Faculty				1,410,695		
	Operations and Maintenance				35,370		
	Account Total	0	0	1,446,065	1,446,065	0	0
289990-00015	RESEARCH - FOR BUDGETS						
	Expense						
	Salaries - Non-Faculty				88,335		
	Operations and Maintenance				86,078		
	Account Total	0	0	174,413	174,413	0	0
289990-00020	PUBLIC SERVICE - FOR BUDGETS						
	Expense						
	Salaries - Non-Faculty				140,000		
	Operations and Maintenance				40,000		
	Account Total	0	0	180,000	180,000	0	0
289990-00025	ACADEMIC SUPPORT - FOR BUDGETS						
	Expense						
	Salaries - Non-Faculty				221,650		
	Operations and Maintenance				15,000		
	Account Total	0	0	236,650	236,650	0	0
289990-00030	STUDENT SUPPORT - FOR BUDGETS						
	Expense						
	Salaries - Non-Faculty				97,000		
	Operations and Maintenance				140,000		
	Account Total	0	0	237,000	237,000	0	0
289990-00035	INSTITUTIONAL SUPPORT FOR BUDGETS						
	Expense						
	Salaries - Faculty				468,597		
	Salaries - Non-Faculty				879,520		
	Benefits				399,548		
	Operations and Maintenance				1,375,285		
	Account Total	59,314,658	0	3,122,950	3,122,950	0	59,314,658
290080	TPEG-UNDERGRAD RESIDENT						
	Expense						
	Scholarships				1,600,074		
	Account Total	0	0	1,600,074	1,600,074	0	0

Printed on a Xerox 9700 Laser Printing System at the Computing Services Center / Texas A&M University

Form: URGB01 (02/05/85)

Account	Description	Beginning Balance	Revenues	Net Allocations	Expenditures	Increase (Decrease)	Ending Balance
290085	TPEG-GRAD RESIDENT						
	Expense						
	Scholarships				193,518		
	Account Total	0	0	193,518	193,518	0	0
290090	TPEG-UNDERGRAD NON RESIDENT						
	Expense						
	Scholarships				76,468		
	Account Total	0	0	76,468	76,468	0	0
290095	TPEG-GRAD NON RESIDENT						
	Expense						
	Scholarships				39,241		
	Account Total	0	0	39,241	39,241	0	0
290099	TPEG - 10% SET ASIDE						
	Expense						
	Scholarships				212,145		
	Account Total	0	0	212,145	212,145	0	0
290200	DT SET ASIDE RES/U FALL/SPRING						
	Expense						
	Scholarships				840,000		
	Account Total	0	0	840,000	840,000	0	0
290210-10000	FINANCIAL AID WORKSTUDY ADMINISTRAT						
	Expense						
	Scholarships				481,920		
	Account Total	0	0	481,920	481,920	0	0
290210-60100	MARKETING WORKSTUDY PROGRAM						
	Expense						
	Wages				12,000		
	Account Total	0	0	12,000	12,000	0	0
290211	DT SET ASIDE-RES/U SUMMER SCHOOL						
	Expense						
	Scholarships				400,072		
	Account Total	0	0	400,072	400,072	0	0
290213	DT SET ASIDE RES HONOR						
	Expense						
	Scholarships				111,500		
	Account Total	0	0	111,500	111,500	0	0
290300	TUITION SET ASIDE (15%)-RES GRADUAT						
	Expense						
	Scholarships				526,183		
	Account Total	0	0	526,183	526,183	0	0

Printed on a Xerox 9700 Laser Printing System at the Computing Services Center / Texas A&M University

Form: URGB01 (02/05/85)

Account	Description	Beginning Balance	Revenues	Net Allocations	Expenditures	Increase (Decrease)	Ending Balance
290311	DT SET ASIDE-RES/G SUMMER SCHOOL						
	Expense						
	Scholarships				81,930		
	Account Total	0	0	81,930	81,930	0	0
290410	PRESIDENTIAL SCHOLAR						
	Expense						
	Scholarships				368,000		
	Account Total	0	0	368,000	368,000	0	0
290420	ACHIEVER SCHOLAR						
	Expense						
	Scholarships				201,000		
	Account Total	0	0	201,000	201,000	0	0
290430	ISLANDER SCHOLAR						
	Expense						
	Scholarships				350,102		
	Account Total	0	0	350,102	350,102	0	0
290440	IMPACT SCHOLAR						
	Expense						
	Scholarships				190,000		
	Account Total	0	0	190,000	190,000	0	0
290450	TRANSFER SCHOLAR						
	Expense						
	Scholarships				120,000		
	Account Total	0	0	120,000	120,000	0	0
299999	INTEREST INCOME-DESIGNATED						
	Revenue						
	Investment Income		1,500,000				
	Account Total	0	1,500,000	1,164,511-	0	335,489	335,489

Printed on a Xerox 9700 Laser Printing System at the Computing Services Center / Texas A&M University

Form: URGB01 (02/05/85)

Account	Description	Beginning Balance	Revenues	Net Allocations	Expenditures	Increase (Decrease)	Ending Balance
Designated Funds - Board Approved							
	Revenue						
	Tuition - Designate		36,844,201				
	Discounts and Allow		11,685,376-				
	Fees		29,244,365				
	Discounts and Allow		7,617,463-				
	Exemptions		5,379,807				
	Contracts and Grant		3,261,374				
	Student Financial A		75,856				
	Gifts		134,720				
	Sales and Services		2,068,046				
	Investment Income		1,575,000				
	Other Operating Inc		206,000				
	Expense						
	Salaries - Faculty				17,492,920		
	Salaries - Non-Faculty				11,331,504		
	Wages				2,802,052		
	Benefits				5,913,634		
	Utilities				3,503,701		
	Scholarships				11,595,806		
	Scholarship Discounts				4,053,873-		
	Operations and Maintenance				21,730,934		
	Equipment (Capitalized)				908,070		
	Grand Total	59,314,658	59,486,530	12,492,573	71,224,748	754,355	60,069,013

Printed on a Xerox 9700 Laser Printing System at the Computing Services Center / Texas A&M University

Form: URGB01 (02/05/85)

Account	Description	Beginning Balance	Revenues	Net Allocations	Expenditures	Increase (Decrease)	Ending Balance

****
* *
* BLANK PAGE *
* *
****

Printed on a Xerox 9700 Laser Printing System at the Computing Services Center / Texas A&M University

Form: URGB01 (02/05/85)

Account	Description	Beginning Balance	Revenues	Net Allocations	Expenditures	Increase (Decrease)	Ending Balance
270001-00000	TELECOMMUNICATIONS						
	Revenue						
	Sales and Services		1,050,000				
	Expense						
	Utilities				472,147		
	Operations and Maintenance				105,128		
	Account Total	0	1,050,000	562,599-	577,275	89,874-	89,874-
270001-10000	TELECOMMUNICATIONS						
	Expense						
	Salaries - Non-Faculty				250,211		
	Benefits				80,111		
	Account Total	0	0	330,322	330,322	0	0
270001-20000	TELECOMMUNICATIONS						
	Expense						
	Salaries - Non-Faculty				129,899		
	Benefits				48,941		
	Account Total	0	0	178,840	178,840	0	0
270001-30000	TELECOMMUNICATION						
	Expense						
	Salaries - Non-Faculty				39,349		
	Benefits				14,088		
	Account Total	0	0	53,437	53,437	0	0
270032	ADMINISTRATIVE COPIERS						
	Revenue						
	Sales and Services		311,000				
	Other Operating Inc		8,000				
	Expense						
	Operations and Maintenance				340,660		
	Account Total	0	319,000	5,000-	340,660	26,660-	26,660-
270051	MAIL SERVICES-OPERATING						
	Revenue						
	Sales and Services		130,000				
	Expense						
	Salaries - Non-Faculty				5,000		
	Benefits				1,500		
	Operations and Maintenance				171,158		
	Account Total	0	130,000	10,000-	177,658	57,658-	57,658-

Printed on a Xerox 9700 Laser Printing System at the Computing Services Center / Texas A&M University

Form: URGB01 (02/05/85)

Account	Description	Beginning Balance	Revenues	Net Allocations	Expenditures	Increase (Decrease)	Ending Balance
270091	UPD SPECIAL EVENTS						
	Revenue						
	Sales and Services		32,077				
	Expense						
	Wages				35,000		
	Benefits				5,000		
	Operations and Maintenance				9,000		
	Account Total	0	32,077	0	49,000	16,923-	16,923-
270101	UCI - INSTITUTIONAL RESERVE						
	Revenue						
	Sales and Services		57,000				
	Expense						
	Benefits				57,000		
	Account Total	0	57,000	0	57,000	0	0
270111	LOCAL ACAP RESERVE SERVICE CENTER						
	Revenue						
	Sales and Services		250,000				
	Expense						
	Benefits				250,000		
	Account Total	0	250,000	0	250,000	0	0
270141	CBI - TRANSPORTATION/MAINTENANCE						
	Revenue						
	Sales and Services		103,567				
	Expense						
	Salaries - Non-Faculty				43,675		
	Wages				720		
	Benefits				18,172		
	Operations and Maintenance				41,000		
	Account Total	0	103,567	0	103,567	0	0
270190	BOAT MAINTENANCE						
	Revenue						
	Sales and Services		6,000				
	Expense						
	Operations and Maintenance				6,000		
	Account Total	0	6,000	0	6,000	0	0
270200	TRUCK MAINTENANCE						
	Revenue						
	Sales and Services		6,000				
	Expense						
	Operations and Maintenance				6,000		
	Account Total	0	6,000	0	6,000	0	0

Printed on a Xerox 9700 Laser Printing System at the Computing Services Center / Texas A&M University

Form: URGB01 (02/05/85)

Account	Description	Beginning Balance	Revenues	Net Allocations	Expenditures	Increase (Decrease)	Ending Balance
270210	GENOMICS CORE LAB						
	Revenue						
	Sales and Services		130,000				
	Expense						
	Salaries - Non-Faculty				40,602		
	Wages				5,000		
	Benefits				7,000		
	Operations and Maintenance				77,398		
	Account Total	0	130,000	0	130,000	0	0
270220-00000	WETZ LAB - SAMPLE ANALYSIS FEES						
	Revenue						
	Sales and Services		1,000				
	Expense						
	Operations and Maintenance				1,000		
	Account Total	0	1,000	0	1,000	0	0
270230	LAGUNA MADRE FIELD STATION RENTAL						
	Revenue						
	Sales and Services		4,500				
	Expense						
	Operations and Maintenance				4,500		
	Account Total	0	4,500	0	4,500	0	0
270240	S&E - VEHICLE MAINTENANCE						
	Revenue						
	Sales and Services		25,000				
	Expense						
	Operations and Maintenance				25,000		
	Account Total	0	25,000	0	25,000	0	0
270250	S&E BOAT MAINTENANCE						
	Revenue						
	Sales and Services		12,000				
	Expense						
	Operations and Maintenance				12,000		
	Account Total	0	12,000	0	12,000	0	0
270305	TV PROGRAMMING SERVICES/CABLE TV						
	Revenue						
	Sales and Services		32,327				
	Expense						
	Utilities				1,400		
	Operations and Maintenance				30,927		
	Account Total	0	32,327	0	32,327	0	0

Printed on a Xerox 9700 Laser Printing System at the Computing Services Center / Texas A&M University

Form: URGB01 (02/05/85)

Account	Description	Beginning Balance	Revenues	Net Allocations	Expenditures	Increase (Decrease)	Ending Balance
270310	USER SUPPORT SERVICES CENTER						
	Revenue						
	Sales and Services		1,000				
	Expense						
	Operations and Maintenance				1,000		
	Account Total	0	1,000	0	1,000	0	0
270320	ISOTOPE CORE LABORATORY						
	Revenue						
	Sales and Services		30,000				
	Expense						
	Salaries - Non-Faculty				42,000		
	Benefits				10,500		
	Operations and Maintenance				7,500		
	Account Total	0	30,000	0	60,000	30,000-	30,000-
270330	PLOTTER MAINTENANCE						
	Revenue						
	Sales and Services		1,000				
	Expense						
	Operations and Maintenance				1,000		
	Account Total	0	1,000	0	1,000	0	0
270340	ICORE						
	Revenue						
	Sales and Services		4,000				
	Expense						
	Operations and Maintenance				4,000		
	Account Total	0	4,000	0	4,000	0	0
270350	JUNG - SAMPLE ANALYSIS						
	Revenue						
	Sales and Services		35,000				
	Expense						
	Operations and Maintenance				35,000		
	Account Total	0	35,000	0	35,000	0	0
270360	HU-SAMPLE ANALYSIS						
	Revenue						
	Sales and Services		3,000				
	Expense						
	Operations and Maintenance				3,000		
	Account Total	0	3,000	0	3,000	0	0

Printed on a Xerox 9700 Laser Printing System at the Computing Services Center / Texas A&M University

Form: URGB01 (02/05/85)

Account	Description	Beginning Balance	Revenues	Net Allocations	Expenditures	Increase (Decrease)	Ending Balance
270370	PORTNOY-SAMPLE ANALYSIS						
	Revenue						
	Sales and Services		16,000				
	Expense						
	Operations and Maintenance				16,000		
	Account Total	0	16,000	0	16,000	0	0
270380	RADIO ANALYSIS LABORATORY FEES						
	Revenue						
	Sales and Services		1,000				
	Expense						
	Operations and Maintenance				1,000		
	Account Total	0	1,000	0	1,000	0	0
270390	ZHANG - SAMPLE ANALYSIS						
	Revenue						
	Sales and Services		1,000				
	Expense						
	Operations and Maintenance				1,000		
	Account Total	0	1,000	0	1,000	0	0
270400	3D PRINTING						
	Revenue						
	Sales and Services		1,000				
	Expense						
	Operations and Maintenance				1,000		
	Account Total	0	1,000	0	1,000	0	0

Printed on a Xerox 9700 Laser Printing System at the Computing Services Center / Texas A&M University

Form: URGB01 (02/05/85)

Account	Description	Beginning Balance	Revenues	Net Allocations	Expenditures	Increase (Decrease)	Ending Balance
Designated Service Departments - Board Approved							
	Revenue						
	Sales and Services		2,243,471				
	Other Operating Inc		8,000				
	Expense						
	Salaries - Non-Faculty				550,736		
	Wages				40,720		
	Benefits				492,312		
	Utilities				473,547		
	Operations and Maintenance				900,271		
	Grand Total	0	2,251,471	15,000-	2,457,586	221,115-	221,115-

Printed on a Xerox 9700 Laser Printing System at the Computing Services Center / Texas A&M University

Form: URGB01 (02/05/85)

Account	Description	Beginning Balance	Revenues	Net Allocations	Expenditures	Increase (Decrease)	Ending Balance
300030	REC SPTS RESERVE FOR DEFERRED MAINT						
	Expense						
	Equipment (Capitalized)				40,000		
	Account Total	0	0	40,000	40,000	0	0
300041	STUDENT ORIENTATION						
	Revenue						
	Sales and Services		307,000				
	Expense						
	Salaries - Non-Faculty				38,532		
	Benefits				11,230		
	Operations and Maintenance				189,457		
	Account Total	0	307,000	0	239,219	67,781	67,781
300051	UNIVERSITY HEALTH CENTER						
	Revenue						
	Fees		1,220,519				
	Expense						
	Salaries - Non-Faculty				707,093		
	Benefits				227,830		
	Utilities				10,200		
	Operations and Maintenance				162,025		
	Account Total	0	1,220,519	57,968-	1,107,148	55,403	55,403
300052	UHC-DIAGNOSTIC & TREATMENT						
	Revenue						
	Sales and Services		75,000				
	Expense						
	Wages				34,504		
	Benefits				2,760		
	Operations and Maintenance				102,736		
	Account Total	0	75,000	25,000	140,000	40,000-	40,000-
300053	UHC - UTILITIES						
	Expense						
	Utilities				11,500		
	Operations and Maintenance				21,468		
	Account Total	0	0	32,968	32,968	0	0
300061	RECREATION SPORTS						
	Revenue						
	Fees		3,578,376				
	Sales and Services		130,000				
	Expense						
	Salaries - Non-Faculty				568,607		
	Wages				189,300		
	Benefits				220,163		
	Operations and Maintenance				86,469		
	Account Total	0	3,708,376	1,937,818-	1,064,539	706,019	706,019

Printed on a Xerox 9700 Laser Printing System at the Computing Services Center / Texas A&M University

Form: URGB01 (02/05/85)

Account	Description	Beginning Balance	Revenues	Net Allocations	Expenditures	Increase (Decrease)	Ending Balance
300062	REC SPORTS-FACILITIES & OPERATIONS						
	Expense						
	Utilities				263,600		
	Operations and Maintenance				301,700		
	Account Total	0	0	565,300	565,300	0	0
300063-10001	INTRAMURALS						
	Expense						
	Salaries - Non-Faculty				14,400		
	Wages				29,500		
	Benefits				5,945		
	Operations and Maintenance				9,050		
	Account Total	0	0	58,895	58,895	0	0
300063-10002	FITNESS/WELLNESS						
	Expense						
	Salaries - Non-Faculty				14,400		
	Wages				63,000		
	Benefits				6,870		
	Operations and Maintenance				11,985		
	Account Total	0	0	96,255	96,255	0	0
300063-10003	AQUATICS						
	Expense						
	Salaries - Non-Faculty				14,400		
	Wages				20,500		
	Benefits				6,015		
	Operations and Maintenance				3,185		
	Account Total	0	0	44,100	44,100	0	0
300063-10004	SPORTS CLUB						
	Expense						
	Wages				3,960		
	Benefits				40		
	Operations and Maintenance				5,300		
	Account Total	0	0	9,300	9,300	0	0
300063-10005	OUTDOOR						
	Expense						
	Salaries - Non-Faculty				14,400		
	Wages				5,600		
	Benefits				5,706		
	Operations and Maintenance				22,810		
	Account Total	0	0	48,516	48,516	0	0

Printed on a Xerox 9700 Laser Printing System at the Computing Services Center / Texas A&M University

Form: URGB01 (02/05/85)

Account	Description	Beginning Balance	Revenues	Net Allocations	Expenditures	Increase (Decrease)	Ending Balance
300080	ALOHA DAYS ACCOUNT						
	Revenue						
	Fees		48,000				
	Sales and Services		7,000				
	Expense						
	Operations and Maintenance				68,000		
	Account Total	0	55,000	0	68,000	13,000-	13,000-
300100	STUDENT SERVICE FEES						
	Revenue						
	Fees		5,759,916				
	Account Total	0	5,759,916	5,670,099-	0	89,817	89,817
300110	RESERVE-EQUIPMENT REPLACEMENT						
	Expense						
	Operations and Maintenance				70,000		
	Account Total	0	0	70,000	70,000	0	0
300200	STUDENT AFFAIRS						
	Expense						
	Salaries - Non-Faculty				92,204		
	Wages				13,500		
	Benefits				36,470		
	Operations and Maintenance				78,235		
	Account Total	0	0	220,409	220,409	0	0
300300	UNIVERSITY COUNSELING CTR						
	Expense						
	Salaries - Non-Faculty				686,633		
	Benefits				198,868		
	Utilities				7,300		
	Operations and Maintenance				138,882		
	Account Total	0	0	1,031,683	1,031,683	0	0
300310	UCC UTILITIES						
	Expense						
	Utilities				4,750		
	Operations and Maintenance				16,250		
	Account Total	0	0	21,000	21,000	0	0
300400	CAREER SERVICES						
	Expense						
	Salaries - Non-Faculty				462,306		
	Wages				33,250		
	Benefits				160,406		
	Utilities				5,900		
	Operations and Maintenance				43,038		
	Account Total	0	0	704,900	704,900	0	0

Printed on a Xerox 9700 Laser Printing System at the Computing Services Center / Texas A&M University

Form: URGB01 (02/05/85)

Account	Description	Beginning Balance	Revenues	Net Allocations	Expenditures	Increase (Decrease)	Ending Balance
300500	DISABLITIES SERVICES						
	Expense						
	Salaries - Non-Faculty				410,612		
	Wages				68,700		
	Benefits				139,531		
	Utilities				3,375		
	Operations and Maintenance				64,587		
	Equipment (Capitalized)				3,000		
	Account Total	0	0	689,805	689,805	0	0
300510	INTERPRETER SERVICES						
	Expense						
	Operations and Maintenance				82,000		
	Account Total	0	0	82,000	82,000	0	0
300600	DEAN OF STUDENTS						
	Expense						
	Wages				3,500		
	Benefits				35		
	Operations and Maintenance				58,475		
	Account Total	0	0	62,010	62,010	0	0
300601	DEAN OF STUDENTS-ADMIN						
	Expense						
	Salaries - Non-Faculty				361,474		
	Benefits				106,069		
	Account Total	0	0	467,543	467,543	0	0
300650	ASSOCIATE DEAN OF STUDENTS						
	Expense						
	Salaries - Non-Faculty				134,237		
	Benefits				53,660		
	Operations and Maintenance				27,573		
	Account Total	0	0	215,470	215,470	0	0
300651	ASSOCIATE DEAN OF STUDENTS-ADMIN						
	Expense						
	Wages				15,661		
	Benefits				97		
	Utilities				2,320		
	Operations and Maintenance				5,453		
	Account Total	0	0	23,531	23,531	0	0

Printed on a Xerox 9700 Laser Printing System at the Computing Services Center / Texas A&M University

Account	Description	Beginning Balance	Revenues	Net Allocations	Expenditures	Increase (Decrease)	Ending Balance
300700	STUDENT ACTIVITIES						
	Expense						
	Salaries - Non-Faculty				429,210		
	Wages				15,800		
	Benefits				128,913		
	Utilities				3,150		
	Operations and Maintenance				46,505		
	Account Total	0	0	623,578	623,578	0	0
300900	STUDENT GOVERNMENT						
	Expense						
	Wages				23,804		
	Benefits				238		
	Utilities				330		
	Operations and Maintenance				27,993		
	Account Total	0	0	52,365	52,365	0	0
301000	UCSO						
	Expense						
	Wages				11,350		
	Benefits				114		
	Utilities				300		
	Operations and Maintenance				28,011		
	Account Total	0	0	39,775	39,775	0	0
301020	UNIVERSITY GALLERIES						
	Expense						
	Operations and Maintenance				4,586		
	Account Total	0	0	4,586	4,586	0	0
301030	FINANCIAL ASSISTANCE						
	Expense						
	Operations and Maintenance				14,250		
	Account Total	0	0	14,250	14,250	0	0
301040	CHANCELLOR STUDENT ADVISORY BOARD						
	Expense						
	Operations and Maintenance				1,500		
	Account Total	0	0	1,500	1,500	0	0
301050	SS-DEFERRED MAINT./CAPITAL RESERVE						
	Expense						
	Equipment (Capitalized)				962,687		
	Account Total	0	0	0	962,687	962,687-	962,687-
301060	WARREN THEATRE						
	Expense						
	Operations and Maintenance				5,750		
	Account Total	0	0	5,750	5,750	0	0

Form: URGB01 (02/05/85)
Printed on a Xerox 9700 Laser Printing System at the Computing Services Center / Texas A&M University

Form: URGB01 (02/05/85)

Account	Description	Beginning Balance	Revenues	Net Allocations	Expenditures	Increase (Decrease)	Ending Balance
301080	CAMPUS ACTIVITY BOARD						
	Expense						
	Wages				15,676		
	Benefits				156		
	Utilities				330		
	Operations and Maintenance				56,043		
	Account Total	0	0	72,205	72,205	0	0
301100	MULTICULTURAL PROGRAMMING						
	Expense						
	Wages				16,000		
	Benefits				160		
	Utilities				330		
	Operations and Maintenance				33,565		
	Account Total	0	0	50,055	50,055	0	0
301110	UNIVERSITY HOUSING						
	Expense						
	Salaries - Non-Faculty				131,910		
	Benefits				42,915		
	Utilities				890		
	Operations and Maintenance				18,861		
	Account Total	0	0	194,576	194,576	0	0
301120	STUDENT SRVC UNALLOC RESERVE						
	Expense						
	Salaries - Non-Faculty				107,776		
	Wages				10,000		
	Benefits				30,447		
	Operations and Maintenance				128,234		
	Account Total	0	0	291,191	276,457	14,734	14,734
301160	CENTER FOR ACADEMIC STUDENT ACHIEVE						
	Expense						
	Salaries - Non-Faculty				118,592		
	Wages				58,614		
	Benefits				41,805		
	Account Total	0	0	219,011	219,011	0	0
301170	INTERNATIONAL STUDENT SERVICES						
	Expense						
	Salaries - Non-Faculty				63,872		
	Benefits				19,368		
	Operations and Maintenance				576		
	Account Total	0	0	70,589	83,816	13,227-	13,227-

Printed on a Xerox 9700 Laser Printing System at the Computing Services Center / Texas A&M University

Form: URGB01 (02/05/85)

Account	Description	Beginning Balance	Revenues	Net Allocations	Expenditures	Increase (Decrease)	Ending Balance
301220	JUDICIAL AFFAIRS						
	Expense						
	Operations and Maintenance				8,606		
	Account Total	0	0	8,606	8,606	0	0
301230	W. O. W.						
	Expense						
	Operations and Maintenance				11,000		
	Account Total	0	0	11,000	11,000	0	0
301250	HOMECOMING-SSF						
	Expense						
	Operations and Maintenance				12,000		
	Account Total	0	0	12,000	12,000	0	0
301270	PREVENTION PROGRAMS						
	Expense						
	Salaries - Non-Faculty				53,623		
	Wages				6,300		
	Benefits				19,203		
	Operations and Maintenance				18,807		
	Account Total	0	0	97,933	97,933	0	0
301290	STUDENT VOLUNTEER CONNECTION						
	Expense						
	Wages				11,400		
	Benefits				114		
	Utilities				330		
	Operations and Maintenance				16,496		
	Account Total	0	0	28,340	28,340	0	0
301310	ALOHA DAYS						
	Expense						
	Wages				9,000		
	Benefits				90		
	Utilities				400		
	Operations and Maintenance				15,510		
	Account Total	0	0	25,000	25,000	0	0
301320	GREEK LIFE						
	Expense						
	Wages				13,360		
	Benefits				134		
	Utilities				330		
	Operations and Maintenance				9,355		
	Account Total	0	0	23,179	23,179	0	0

Printed on a Xerox 9700 Laser Printing System at the Computing Services Center / Texas A&M University

Form: URGB01 (02/05/85)

Account	Description	Beginning Balance	Revenues	Net Allocations	Expenditures	Increase (Decrease)	Ending Balance
301340	UCSA LEADS						
	Expense						
	Wages				2,560		
	Benefits				26		
	Utilities				330		
	Operations and Maintenance				10,834		
	Account Total	0	0	13,750	13,750	0	0
301460	PRESIDENT'S AMBASSADORS						
	Expense						
	Operations and Maintenance				6,000		
	Account Total	0	0	6,000	6,000	0	0
301490	ACC-HOUSING SERVICES						
	Revenue						
	Other Operating Inc		437,950				
	Expense						
	Operations and Maintenance				420,248		
	Account Total	0	437,950	400,058-	420,248	382,356-	382,356-
301570	STRATEGIC ENGAGEMENT						
	Expense						
	Salaries - Non-Faculty				14,400		
	Benefits				5,650		
	Operations and Maintenance				5,100		
	Account Total	0	0	25,150	25,150	0	0
301580	UCSA SPECIAL EVENTS						
	Expense						
	Wages				7,000		
	Benefits				70		
	Operations and Maintenance				14,430		
	Account Total	0	0	21,500	21,500	0	0
301590	UCSA PUBLICITY						
	Expense						
	Wages				18,000		
	Benefits				180		
	Operations and Maintenance				3,225		
	Account Total	0	0	21,405	21,405	0	0
301600	INCLUSION						
	Expense						
	Salaries - Non-Faculty				14,400		
	Benefits				5,800		
	Utilities				355		
	Operations and Maintenance				11,150		
	Account Total	0	0	31,705	31,705	0	0

Printed on a Xerox 9700 Laser Printing System at the Computing Services Center / Texas A&M University

Account	Description	Beginning Balance	Revenues	Net Allocations	Expenditures	Increase (Decrease)	Ending Balance
301620	ISLAND WAVES						
	Revenue						
	Sales and Services		15,800				
	Expense						
	Wages				20,548		
	Benefits				205		
	Utilities				330		
	Operations and Maintenance				28,047		
	Account Total	0	15,800	33,330	49,130	0	0
301640	FOUNDERS DAY/LECTURE SERIES						
	Expense						
	Operations and Maintenance				50,000		
	Account Total	0	0	50,000	50,000	0	0
301650	ITEAM						
	Expense						
	Wages				6,200		
	Benefits				63		
	Utilities				330		
	Operations and Maintenance				7,100		
	Account Total	0	0	13,693	13,693	0	0
301660	RESIDENT LIFE - CONTINGENCIES						
	Expense						
	Operations and Maintenance				117,000		
	Account Total	0	0	117,000	117,000	0	0
307001	USF - SANDDOLLARS						
	Expense						
	Salaries - Non-Faculty				58,945		
	Operations and Maintenance				12,332		
	Account Total	0	0	71,277	71,277	0	0
309099	AUXILIARY FEE EXEMPTIONS						
	Revenue						
	Discounts and Allow		6,079,454-				
	Exemptions		2,038,292				
	Expense						
	Scholarships				2,038,292		
	Scholarship Discounts				2,016,671-		
	Account Total	0	4,041,162-	4,062,783	21,621	0	0
320021	VENDING MACHINES						
	Revenue						
	Sales and Services		150,000				
	Expense						
	Operations and Maintenance				5,000		
	Account Total	0	150,000	187,000-	5,000	42,000-	42,000-

Form: URGB01 (02/05/85)
Printed on a Xerox 9700 Laser Printing System at the Computing Services Center / Texas A&M University

Form: URGB01 (02/05/85)

Account	Description	Beginning Balance	Revenues	Net Allocations	Expenditures	Increase (Decrease)	Ending Balance
320031	LICENSING						
	Revenue						
	Other Operating Inc		70,000				
	Expense						
	Operations and Maintenance				3,000		
	Account Total	0	70,000	34,000-	3,000	33,000	33,000
320041	FOOD SERVICE COMMISSIONS						
	Revenue						
	Sales and Services		1,229,000				
	Other Non-Operating		37,000				
	Expense						
	Utilities				250,000		
	Operations and Maintenance				150,000		
	Account Total	0	1,266,000	172,100-	400,000	693,900	693,900
320043	FD SERV-M&R						
	Expense						
	Operations and Maintenance				100,000		
	Account Total	0	0	100,000	100,000	0	0
320070	SANDDOLLARS						
	Revenue						
	Fees		35,000				
	Sales and Services		41,000				
	Expense						
	Salaries - Non-Faculty				12,469		
	Wages				5,000		
	Benefits				3,791		
	Operations and Maintenance				45,000		
	Account Total	0	76,000	11,500	66,260	21,240	21,240
320081	MIRAMAR APTS						
	Revenue						
	Sales and Services		125,000				
	Account Total	0	125,000	125,000-	0	0	0
320091	BOOKSTORE CONTRACT COMMISSIONS						
	Revenue						
	Sales and Services		550,000				
	Other Operating Inc		8,000				
	Other Non-Operating		10,000				
	Expense						
	Utilities				8,000		
	Operations and Maintenance				6,500		
	Account Total	0	568,000	435,490-	14,500	118,010	118,010

Printed on a Xerox 9700 Laser Printing System at the Computing Services Center / Texas A&M University

Account	Description	Beginning Balance	Revenues	Net Allocations	Expenditures	Increase (Decrease)	Ending Balance
320103-00001	UNIV CTR-REV-FEE INCOME						
	Revenue						
	Fees		2,303,978				
	Account Total	0	2,303,978	2,294,761-	0	9,217	9,217
320103-00002	UNIV CTR-BK INCOME						
	Revenue						
	Sales and Services		37,800				
	Account Total	0	37,800	37,800-	0	0	0
320103-00003	UNIV CTR-RM RENTAL						
	Revenue						
	Sales and Services		27,000				
	Account Total	0	27,000	27,000-	0	0	0
320103-00005	UNIV CTR ROOF RENTAL						
	Revenue						
	Sales and Services		92,355				
	Account Total	0	92,355	92,355-	0	0	0
320103-10001	UNIV CTR-ADMINISTRATION						
	Expense						
	Salaries - Non-Faculty				228,097		
	Wages				30,000		
	Benefits				89,848		
	Utilities				2,760		
	Operations and Maintenance				19,580		
	Account Total	0	0	370,285	370,285	0	0
320103-10002	UNIV CTR-OPERATIONS						
	Expense						
	Salaries - Faculty				14,400		
	Salaries - Non-Faculty				14,400		
	Wages				254,566		
	Benefits				14,003		
	Utilities				73,150		
	Operations and Maintenance				491,400		
	Equipment (Capitalized)				150,000		
	Account Total	0	0	1,011,919	1,011,919	0	0
320103-10005	U/C ROOF RENTAL ELECTRICITY						
	Revenue						
	Sales and Services		12,000				
	Expense						
	Utilities				12,000		
	Account Total	0	12,000	0	12,000	0	0

Form: URGB01 (02/05/85)
Printed on a Xerox 9700 Laser Printing System at the Computing Services Center / Texas A&M University

Form: URGB01 (02/05/85)

Account	Description	Beginning Balance	Revenues	Net Allocations	Expenditures	Increase (Decrease)	Ending Balance
320121	UNIVERSITY SERVICES						
	Expense						
	Salaries - Non-Faculty				257,933		
	Wages				2,010		
	Benefits				77,423		
	Operations and Maintenance				15,147		
	Account Total	0	0	441,160	352,513	88,647	88,647
320150-10000	PRINT SHOP OUTSOURCED						
	Revenue						
	Sales and Services		12,000				
	Expense						
	Operations and Maintenance				12,000		
	Account Total	0	12,000	0	12,000	0	0
320150-20000	PRINT SHOP ON CAMPUS						
	Revenue						
	Sales and Services		90,000				
	Expense						
	Salaries - Non-Faculty				46,301		
	Wages				5,000		
	Benefits				13,663		
	Operations and Maintenance				59,997		
	Account Total	0	90,000	5,000-	124,961	39,961-	39,961-
320160	SANDPAPER(PRINTERS)						
	Revenue						
	Sales and Services		45,000				
	Expense						
	Operations and Maintenance				36,175		
	Account Total	0	45,000	15,000-	36,175	6,175-	6,175-
320170	OFFICE SUPPLIES COMMISSION						
	Revenue						
	Sales and Services		20,000				
	Account Total	0	20,000	20,000-	0	0	0
320200	BUDGET						
	Expense						
	Salaries - Non-Faculty				7,438		
	Wages				6,766		
	Benefits				110		
	Utilities				1,300		
	Operations and Maintenance				10,811		
	Account Total	0	0	26,425	26,425	0	0
320220	BOOKS ON RESERVE						
	Account Total	0	0	116,660-	0	116,660-	116,660-

Printed on a Xerox 9700 Laser Printing System at the Computing Services Center / Texas A&M University

Form: URGB01 (02/05/85)

Account	Description	Beginning Balance	Revenues	Net Allocations	Expenditures	Increase (Decrease)	Ending Balance
330020	UTILITIES						
	Expense						
	Utilities				154,509		
	Account Total	0	0	154,509	154,509	0	0
330030	SYSTEMS INFRASTRUCTURE						
	Expense						
	Operations and Maintenance				294,618		
	Account Total	0	0	294,618	294,618	0	0
330090	EMPLOYEE SERVICE AWARDS						
	Expense						
	Operations and Maintenance				3,700		
	Account Total	0	0	3,700	3,700	0	0
330115	AUX - RETIREE GIP						
	Expense						
	Benefits				69,500		
	Account Total	0	0	69,500	69,500	0	0
340001	PARKING ADMINISTRATION						
	Revenue						
	Sales and Services		1,890,000				
	Expense						
	Salaries - Non-Faculty				179,669		
	Wages				80,000		
	Benefits				66,400		
	Utilities				16,500		
	Operations and Maintenance				259,756		
	Account Total	0	1,890,000	1,165,726-	602,325	121,949	121,949
340011	INTEREST INCOME AUX						
	Revenue						
	Investment Income		750,000				
	Account Total	0	750,000	247,162-	0	502,838	502,838
350001	ATHLETIC DEVELOPMENT REVENUE						
	Revenue						
	Gifts		266,000				
	Account Total	0	266,000	266,000-	0	0	0
350002	CORPORATE SPONSORSHIPS						
	Revenue						
	Sales and Services		160,000				
	Expense						
	Utilities				2,200		
	Operations and Maintenance				14,000		
	Account Total	0	160,000	143,800-	16,200	0	0

Printed on a Xerox 9700 Laser Printing System at the Computing Services Center / Texas A&M University

Form: URGB01 (02/05/85)

Account	Description	Beginning Balance	Revenues	Net Allocations	Expenditures	Increase (Decrease)	Ending Balance
350003	MISC ATHLETIC REVENUE						
	Revenue						
	Gifts		380,000				
	Account Total	0	380,000	380,000-	0	0	0
350004-40004	REVENUE-MEN'S BASKETBALL						
	Revenue						
	Sales and Services		402,000				
	Expense						
	Operations and Maintenance				60,000		
	Account Total	0	402,000	342,000-	60,000	0	0
350004-40005	REVENUE-WOMEN'S BASKETBALL						
	Revenue						
	Sales and Services		55,000				
	Expense						
	Operations and Maintenance				6,000		
	Account Total	0	55,000	49,000-	6,000	0	0
350004-40006	REVENUE-BASEBALL						
	Revenue						
	Sales and Services		40,000				
	Account Total	0	40,000	40,000-	0	0	0
350004-40007	REVENUE-SOFTBALL						
	Revenue						
	Sales and Services		6,000				
	Account Total	0	6,000	6,000-	0	0	0
350004-40008	REVENUE-WOMEN'S VOLLEYBALL						
	Revenue						
	Sales and Services		26,000				
	Expense						
	Operations and Maintenance				17,500		
	Account Total	0	26,000	8,500-	17,500	0	0
350004-40009	REVENUE-WOMEN'S TRACK						
	Revenue						
	Sales and Services		15,000				
	Account Total	0	15,000	15,000-	0	0	0
350004-40011	REVENUE-WOMEN'S SOCCER						
	Revenue						
	Sales and Services		7,000				
	Expense						
	Operations and Maintenance				2,000		
	Account Total	0	7,000	5,000-	2,000	0	0

Printed on a Xerox 9700 Laser Printing System at the Computing Services Center / Texas A&M University

Form: URGB01 (02/05/85)

Account	Description	Beginning Balance	Revenues	Net Allocations	Expenditures	Increase (Decrease)	Ending Balance
350005	ATHLETICS FEE						
	Revenue						
	Fees		6,642,778				
	Account Total	0	6,642,778	6,622,129-	0	20,649	20,649
350006	COACHES FUNDRAISING - ALL SPORTS						
	Revenue						
	Sales and Services		60,000				
	Account Total	0	60,000	60,000-	0	0	0
350011	ATHLETIC DIRECTOR FUNDRAISING						
	Revenue						
	Gifts		46,000				
	Account Total	0	46,000	46,000-	0	0	0
350070	TARPON FOUNDATION GOLF TOURNAMENT						
	Revenue						
	Sales and Services		60,000				
	Expense						
	Operations and Maintenance				16,000		
	Account Total	0	60,000	44,000-	16,000	0	0
350071	IAF CASINO NIGHT						
	Revenue						
	Sales and Services		50,000				
	Expense						
	Operations and Maintenance				16,000		
	Account Total	0	50,000	34,000-	16,000	0	0
350200-00000	ATHLETIC-POST SEASON PLAY						
	Expense						
	Operations and Maintenance				160,000		
	Account Total	0	0	160,000	160,000	0	0
350252-70000	DANCE TEAM						
	Expense						
	Salaries - Non-Faculty				20,001		
	Benefits				4,999		
	Operations and Maintenance				20,000		
	Account Total	0	0	45,000	45,000	0	0
350720-40011	SOUTHLAND TOURNAMENT - SOCCER						
	Revenue						
	Sales and Services		7,500				
	Expense						
	Operations and Maintenance				15,000		
	Account Total	0	7,500	7,500	15,000	0	0

Printed on a Xerox 9700 Laser Printing System at the Computing Services Center / Texas A&M University

Form: URGB01 (02/05/85)

Account	Description	Beginning Balance	Revenues	Net Allocations	Expenditures	Increase (Decrease)	Ending Balance
350760-40006	BASEBALL COLLEGE CLASSIC						
	Revenue						
	Sales and Services		15,000				
	Expense						
	Operations and Maintenance				15,000		
	Account Total	0	15,000	0	15,000	0	0
350780-40008	SOUTHLAND TOURNEY - VOLLEYBALL						
	Revenue						
	Sales and Services		7,500				
	Expense						
	Operations and Maintenance				15,000		
	Account Total	0	7,500	7,500	15,000	0	0
351000-10000	ATHLETIC DIRECTOR						
	Expense						
	Salaries - Non-Faculty				179,656		
	Benefits				48,164		
	Utilities				1,565		
	Operations and Maintenance				39,584		
	Account Total	0	0	403,210	268,969	134,241	134,241
351000-10001	ATHLETIC DIRECTOR - DISCRETIONARY						
	Expense						
	Operations and Maintenance				7,200		
	Account Total	0	0	7,200	7,200	0	0
351000-10002	ATHLETICS-DEBT SERVICE						
	Expense						
	Operations and Maintenance				25,000		
	Account Total	0	0	25,000	25,000	0	0
351000-20000	COMPLIANCE COORDINATOR						
	Expense						
	Salaries - Non-Faculty				134,983		
	Benefits				40,637		
	Operations and Maintenance				9,649		
	Account Total	0	0	185,269	185,269	0	0
351000-20001	ATH. BUS. OFFICE						
	Expense						
	Salaries - Non-Faculty				144,225		
	Benefits				44,490		
	Utilities				2,554		
	Operations and Maintenance				176,752		
	Account Total	0	0	368,021	368,021	0	0

Printed on a Xerox 9700 Laser Printing System at the Computing Services Center / Texas A&M University

Form: URGB01 (02/05/85)

Account	Description	Beginning Balance	Revenues	Net Allocations	Expenditures	Increase (Decrease)	Ending Balance
351000-20002	TRAINING ROOM						
	Expense						
	Salaries - Non-Faculty				292,580		
	Benefits				95,758		
	Utilities				2,533		
	Operations and Maintenance				39,890		
	Account Total	0	0	430,761	430,761	0	0
351000-20003	SPORTS INFORMATION						
	Expense						
	Salaries - Non-Faculty				80,001		
	Wages				31,000		
	Benefits				26,600		
	Utilities				2,828		
	Operations and Maintenance				24,721		
	Account Total	0	0	165,150	165,150	0	0
351000-20004	TICKET OFFICE						
	Expense						
	Salaries - Non-Faculty				40,750		
	Benefits				15,080		
	Utilities				1,348		
	Operations and Maintenance				32,000		
	Account Total	0	0	89,178	89,178	0	0
351000-20005	FACILITIES						
	Expense						
	Salaries - Non-Faculty				99,660		
	Benefits				31,080		
	Account Total	0	0	130,740	130,740	0	0
351000-20006	EVENT MANAGEMENT						
	Expense						
	Wages				1,500		
	Operations and Maintenance				50,500		
	Account Total	0	0	52,000	52,000	0	0
351000-20009	ACADEMIC SUPPORT						
	Expense						
	Salaries - Non-Faculty				163,851		
	Wages				12,500		
	Benefits				48,250		
	Utilities				4,167		
	Operations and Maintenance				23,857		
	Account Total	0	0	252,625	252,625	0	0

Printed on a Xerox 9700 Laser Printing System at the Computing Services Center / Texas A&M University

Form: URGB01 (02/05/85)

Account	Description	Beginning Balance	Revenues	Net Allocations	Expenditures	Increase (Decrease)	Ending Balance
351000-30000	ATHLETIC ADMINISTRATIVE EQUIPMENT						
	Expense						
	Operations and Maintenance				3,000		
	Account Total	0	0	3,000	3,000	0	0
351000-30001	DEVELOPMENT						
	Expense						
	Salaries - Non-Faculty				75,000		
	Wages				12,000		
	Benefits				22,130		
	Utilities				1,000		
	Operations and Maintenance				23,050		
	Account Total	0	0	133,180	133,180	0	0
351000-30002	ATHLETIC MARKETING						
	Expense						
	Salaries - Non-Faculty				88,720		
	Wages				8,000		
	Benefits				30,000		
	Utilities				1,000		
	Operations and Maintenance				61,500		
	Account Total	0	0	189,220	189,220	0	0
351000-30004	ALL SPORTS BANQUET						
	Revenue						
	Sales and Services		2,500				
	Expense						
	Operations and Maintenance				22,500		
	Account Total	0	2,500	20,000	22,500	0	0
351000-40001	OPERATING - MEN'S TENNIS						
	Expense						
	Salaries - Non-Faculty				89,298		
	Benefits				30,240		
	Operations and Maintenance				48,742		
	Account Total	0	0	168,280	168,280	0	0
351000-40002	OPERATING - WOMEN'S TENNIS						
	Expense						
	Salaries - Non-Faculty				81,141		
	Benefits				24,020		
	Operations and Maintenance				48,739		
	Account Total	0	0	153,900	153,900	0	0

Printed on a Xerox 9700 Laser Printing System at the Computing Services Center / Texas A&M University

Form: URGB01 (02/05/85)

Account	Description	Beginning Balance	Revenues	Net Allocations	Expenditures	Increase (Decrease)	Ending Balance
351000-40003	OPERATING - WOMEN'S GOLF						
	Expense						
	Salaries - Non-Faculty				51,440		
	Benefits				20,420		
	Utilities				471		
	Operations and Maintenance				35,640		
	Account Total	0	0	107,971	107,971	0	0
351000-40004	OPERATING - MEN'S BASKETBALL						
	Expense						
	Salaries - Non-Faculty				449,641		
	Wages				1,000		
	Benefits				107,710		
	Utilities				1,700		
	Operations and Maintenance				273,122		
	Account Total	0	0	833,173	833,173	0	0
351000-40005	OPERATING - WOMEN'S BASKETBALL						
	Expense						
	Salaries - Non-Faculty				290,480		
	Benefits				85,200		
	Utilities				2,215		
	Operations and Maintenance				180,510		
	Account Total	0	0	558,405	558,405	0	0
351000-40006	OPERATING - BASEBALL						
	Expense						
	Salaries - Non-Faculty				156,601		
	Benefits				58,060		
	Utilities				989		
	Operations and Maintenance				124,047		
	Account Total	0	0	339,697	339,697	0	0
351000-40007	OPERATING - SOFTBALL						
	Expense						
	Salaries - Non-Faculty				125,240		
	Benefits				37,500		
	Utilities				1,000		
	Operations and Maintenance				90,540		
	Account Total	0	0	254,280	254,280	0	0
351000-40008	OPERATING - WOMEN'S VOLLEYBALL						
	Expense						
	Salaries - Non-Faculty				130,720		
	Wages				16,000		
	Benefits				43,400		
	Utilities				660		
	Operations and Maintenance				93,610		
	Account Total	0	0	284,390	284,390	0	0

Printed on a Xerox 9700 Laser Printing System at the Computing Services Center / Texas A&M University

Form: URGB01 (02/05/85)

Account	Description	Beginning Balance	Revenues	Net Allocations	Expenditures	Increase (Decrease)	Ending Balance
351000-40009	OPERATING - WOMEN'S TRACK						
	Expense						
	Salaries - Non-Faculty				52,280		
	Wages				7,500		
	Benefits				17,050		
	Utilities				1,000		
	Operations and Maintenance				35,879		
	Account Total	0	0	113,709	113,709	0	0
351000-40010	OPERATING - MEN'S TRACK						
	Expense						
	Salaries - Non-Faculty				52,280		
	Wages				7,500		
	Benefits				17,050		
	Operations and Maintenance				35,879		
	Account Total	0	0	112,709	112,709	0	0
351000-40011	OPERATING - SOCCER						
	Expense						
	Salaries - Non-Faculty				96,000		
	Wages				12,000		
	Benefits				40,640		
	Utilities				330		
	Operations and Maintenance				73,445		
	Account Total	0	0	222,415	222,415	0	0
351000-40012	OPERATING - SAND VOLLEYBALL						
	Expense						
	Salaries - Non-Faculty				50,000		
	Benefits				15,000		
	Operations and Maintenance				33,000		
	Account Total	0	0	98,000	98,000	0	0
351000-50099	BOOK SCHOLARSHIPS						
	Expense						
	Scholarships				95,000		
	Account Total	0	0	95,000	95,000	0	0
351000-60001	SENIOR WOMENS ADMINISTRATOR						
	Expense						
	Operations and Maintenance				1,600		
	Account Total	0	0	1,600	1,600	0	0

Printed on a Xerox 9700 Laser Printing System at the Computing Services Center / Texas A&M University

Form: URGB01 (02/05/85)

Account	Description	Beginning Balance	Revenues	Net Allocations	Expenditures	Increase (Decrease)	Ending Balance
351000-70000	ATHLETICS FACILITIES - GENERAL						
	Expense						
	Salaries - Non-Faculty				3,852		
	Benefits				1,420		
	Utilities				118,029		
	Operations and Maintenance				188,501		
	Account Total	0	0	311,802	311,802	0	0
351020-00000	ATHLETIC INS CLAIMS						
	Expense						
	Operations and Maintenance				110,000		
	Account Total	0	0	110,000	110,000	0	0
351100-40001	SCHOLARSHIPS - MEN'S TENNIS						
	Expense						
	Scholarships				70,000		
	Account Total	0	0	70,000	70,000	0	0
351100-40002	SCHOLARSHIPS - WOMEN'S TENNIS						
	Expense						
	Scholarships				155,000		
	Account Total	0	0	155,000	155,000	0	0
351100-40003	SCHOLARSHIPS - WOMEN'S GOLF						
	Expense						
	Scholarships				95,000		
	Account Total	0	0	95,000	95,000	0	0
351100-40004	SCHOLARSHIPS - MEN'S BASKETBALL						
	Expense						
	Scholarships				275,000		
	Account Total	0	0	275,000	275,000	0	0
351100-40005	SCHOLARSHIPS - WOMEN'S BASKETBALL						
	Expense						
	Scholarships				315,000		
	Account Total	0	0	315,000	315,000	0	0
351100-40006	SCHOLARSHIPS - BASEBALL						
	Expense						
	Scholarships				220,000		
	Account Total	0	0	220,000	220,000	0	0
351100-40007	SCHOLARSHIPS - SOFTBALL						
	Expense						
	Scholarships				170,000		
	Account Total	0	0	170,000	170,000	0	0

Printed on a Xerox 9700 Laser Printing System at the Computing Services Center / Texas A&M University

Form: URGB01 (02/05/85)

Account	Description	Beginning Balance	Revenues	Net Allocations	Expenditures	Increase (Decrease)	Ending Balance
351100-40008	SCHOLARSHIPS - WOMEN'S VOLLEYBALL						
	Expense						
	Scholarships				213,000		
	Account Total	0	0	213,000	213,000	0	0
351100-40009	SCHOLARSHIPS - WOMEN'S TRACK						
	Expense						
	Scholarships				240,000		
	Account Total	0	0	240,000	240,000	0	0
351100-40010	SCHOLARSHIPS - MEN'S TRACK						
	Expense						
	Scholarships				205,000		
	Account Total	0	0	205,000	205,000	0	0
351100-40011	SCHOLARSHIPS - SOCCER						
	Expense						
	Scholarships				220,000		
	Account Total	0	0	220,000	220,000	0	0
351100-40012	SCHOLARSHIPS - SAND VOLLEYBALL						
	Expense						
	Scholarships				40,000		
	Account Total	0	0	40,000	40,000	0	0
351100-60000	SCHOLARSHIPS - SUMMER						
	Expense						
	Scholarships				52,000		
	Account Total	0	0	52,000	52,000	0	0
351100-70000	SCHOLARSHIPS - SPIRIT TEAMS						
	Expense						
	Scholarships				16,000		
	Account Total	0	0	16,000	16,000	0	0
351100-80001	SCHOLARSHIPS - FIFTH YEAR						
	Expense						
	Scholarships				50,000		
	Account Total	0	0	50,000	50,000	0	0
351100-80002	SCHOLARSHIPS - ATHLETIC TRAINERS						
	Expense						
	Scholarships				16,000		
	Account Total	0	0	16,000	16,000	0	0
351100-80003	SCHOLARSHIPS - GRADUATE ASSISTANTS						
	Expense						
	Scholarships				25,000		
	Account Total	0	0	25,000	25,000	0	0

Printed on a Xerox 9700 Laser Printing System at the Computing Services Center / Texas A&M University

Form: URGB01 (02/05/85)

Account	Description	Beginning Balance	Revenues	Net Allocations	Expenditures	Increase (Decrease)	Ending Balance
351200-40001	RECRUITING-MENS TENNIS						
	Expense						
	Operations and Maintenance				5,100		
	Account Total	0	0	5,100	5,100	0	0
351200-40002	RECRUITING-WOMENS TENNIS						
	Expense						
	Operations and Maintenance				5,100		
	Account Total	0	0	5,100	5,100	0	0
351200-40003	RECRUITING-WOMENS GOLF						
	Expense						
	Operations and Maintenance				5,000		
	Account Total	0	0	5,000	5,000	0	0
351200-40004	RECRUITING-MENS BASKETBALL						
	Expense						
	Operations and Maintenance				90,000		
	Account Total	0	0	90,000	90,000	0	0
351200-40005	RECRUITING-WOMENS BASKETBALL						
	Expense						
	Operations and Maintenance				80,000		
	Account Total	0	0	80,000	80,000	0	0
351200-40006	RECRUITING-BASEBALL						
	Expense						
	Operations and Maintenance				12,000		
	Account Total	0	0	12,000	12,000	0	0
351200-40007	RECRUITING-SOFTBALL						
	Expense						
	Operations and Maintenance				12,000		
	Account Total	0	0	12,000	12,000	0	0
351200-40008	RECRUITING-WOMENS VOLLEYBALL						
	Expense						
	Operations and Maintenance				12,000		
	Account Total	0	0	12,000	12,000	0	0
351200-40009	RECRUITING-WOMENS TRACK						
	Expense						
	Operations and Maintenance				7,000		
	Account Total	0	0	7,000	7,000	0	0
351200-40010	RECRUITING-MENS TRACK						
	Expense						
	Operations and Maintenance				7,000		
	Account Total	0	0	7,000	7,000	0	0

Printed on a Xerox 9700 Laser Printing System at the Computing Services Center / Texas A&M University

Form: URGB01 (02/05/85)

Account	Description	Beginning Balance	Revenues	Net Allocations	Expenditures	Increase (Decrease)	Ending Balance
351200-40011	RECRUITING-WOMEN'S SOCCER						
	Expense						
	Operations and Maintenance				12,000		
	Account Total	0	0	12,000	12,000	0	0
351200-40012	RECRUITING-SAND VOLLEYBALL						
	Expense						
	Operations and Maintenance				4,000		
	Account Total	0	0	4,000	4,000	0	0
351300-40001	FACILITIES-MENS TENNIS						
	Expense						
	Operations and Maintenance				12,000		
	Account Total	0	0	12,000	12,000	0	0
351300-40002	FACILITIES-WOMENS TENNIS						
	Expense						
	Operations and Maintenance				12,000		
	Account Total	0	0	12,000	12,000	0	0
351300-40004	FACILITIES-MENS BASKETBALL						
	Expense						
	Operations and Maintenance				85,000		
	Account Total	0	0	85,000	85,000	0	0
351300-40005	FACILITIES-WOMENS BASKETBALL						
	Expense						
	Operations and Maintenance				60,250		
	Account Total	0	0	60,250	60,250	0	0
351300-40006	FACILITIES-CHAPMAN FIELD						
	Expense						
	Operations and Maintenance				66,159		
	Account Total	0	0	66,159	66,159	0	0
351300-40007	FACILITIES-WOMENS SOFTBALL						
	Expense						
	Operations and Maintenance				32,200		
	Account Total	0	0	32,200	32,200	0	0
351300-40008	FACILITIES-WOMENS VOLLEYBALL						
	Expense						
	Utilities				216		
	Operations and Maintenance				15,484		
	Account Total	0	0	15,700	15,700	0	0

Printed on a Xerox 9700 Laser Printing System at the Computing Services Center / Texas A&M University

Form: URGB01 (02/05/85)

Account	Description	Beginning Balance	Revenues	Net Allocations	Expenditures	Increase (Decrease)	Ending Balance
351300-40009	FACILITIES-WOMENS TRACK						
	Expense						
	Utilities				16,824		
	Operations and Maintenance				24,446		
	Account Total	0	0	41,270	41,270	0	0
351300-40010	FACILITIES-MENS TRACK						
	Expense						
	Utilities				16,824		
	Operations and Maintenance				24,446		
	Account Total	0	0	41,270	41,270	0	0
351300-40011	FACILITIES-SOCCER						
	Expense						
	Utilities				23,750		
	Operations and Maintenance				38,988		
	Account Total	0	0	62,738	62,738	0	0
351400-40001	APPAREL/UNIFORMS - MENS TENNIS						
	Expense						
	Operations and Maintenance				12,000		
	Account Total	0	0	12,000	12,000	0	0
351400-40002	APPAREL/UNIFORMS - WOMENS TENNIS						
	Expense						
	Operations and Maintenance				12,000		
	Account Total	0	0	12,000	12,000	0	0
351400-40003	APPAREL/UNIFORMS - WOMENS GOLF						
	Expense						
	Operations and Maintenance				5,000		
	Account Total	0	0	5,000	5,000	0	0
351400-40004	APPAREL/UNIFORMS - MENS BASKETBALL						
	Expense						
	Operations and Maintenance				29,000		
	Account Total	0	0	29,000	29,000	0	0
351400-40005	APPAREL/UNIFORMS - WOMENS BASKETBAL						
	Expense						
	Operations and Maintenance				29,000		
	Account Total	0	0	29,000	29,000	0	0
351400-40006	APPAREL/UNIFORMS - BASEBALL						
	Expense						
	Operations and Maintenance				30,000		
	Account Total	0	0	30,000	30,000	0	0

Printed on a Xerox 9700 Laser Printing System at the Computing Services Center / Texas A&M University

Form: URGB01 (02/05/85)

Account	Description	Beginning Balance	Revenues	Net Allocations	Expenditures	Increase (Decrease)	Ending Balance
351400-40007	APPAREL/UNIFORMS - SOFTBALL						
	Expense						
	Operations and Maintenance				15,000		
	Account Total	0	0	15,000	15,000	0	0
351400-40008	APPAREL/UNIFORMS - WOMENS VOLLEYBAL						
	Expense						
	Operations and Maintenance				10,000		
	Account Total	0	0	10,000	10,000	0	0
351400-40009	APPAREL/UNIFORMS - WOMENS TRACK						
	Expense						
	Operations and Maintenance				20,000		
	Account Total	0	0	20,000	20,000	0	0
351400-40010	APPAREL/UNIFORMS - MENS TRACK						
	Expense						
	Operations and Maintenance				20,000		
	Account Total	0	0	20,000	20,000	0	0
351400-40011	APPAREL/UNIFORMS - SOCCER						
	Expense						
	Operations and Maintenance				10,000		
	Account Total	0	0	10,000	10,000	0	0
351400-40012	APPAREL/UNIFORMS - SAND VOLLEYBALL						
	Expense						
	Operations and Maintenance				5,000		
	Account Total	0	0	5,000	5,000	0	0
351400-70000	UNIFORMS/APPAREL - SPIRIT						
	Expense						
	Operations and Maintenance				5,000		
	Account Total	0	0	5,000	5,000	0	0
352025	STRENGTH & CONDITIONING						
	Expense						
	Salaries - Non-Faculty				76,637		
	Benefits				26,760		
	Utilities				1,000		
	Operations and Maintenance				21,463		
	Account Total	0	0	125,860	125,860	0	0
352200	NCAA ONE TIME DISTRIBUTION						
	Revenue						
	Other Operating Inc		88,415				
	Expense						
	Operations and Maintenance				88,415		
	Account Total	0	88,415	0	88,415	0	0

Printed on a Xerox 9700 Laser Printing System at the Computing Services Center / Texas A&M University

Form: URGB01 (02/05/85)

Account	Description	Beginning Balance	Revenues	Net Allocations	Expenditures	Increase (Decrease)	Ending Balance
352230	PEAK SPORT SPONSORSHIPS						
	Revenue						
	Sales and Services		120,000				
	Expense						
	Operations and Maintenance				120,000		
	Account Total	0	120,000	0	120,000	0	0
369999	AUXILIARY - FOR BUDGETS						
	Expense						
	Salaries - Non-Faculty				160,778		
	Wages				162,825		
	Account Total	22,746,573	0	0	323,603	323,603-	22,422,970

Printed on a Xerox 9700 Laser Printing System at the Computing Services Center / Texas A&M University

Form: URGB01 (02/05/85)

Account	Description	Beginning Balance	Revenues	Net Allocations	Expenditures	Increase (Decrease)	Ending Balance
Auxiliary Enterprises - Board Approved							
	Revenue						
	Fees		19,588,567				
	Discounts and Allow		6,079,454-				
	Exemptions		2,038,292				
	Gifts		692,000				
	Sales and Services		5,889,455				
	Investment Income		750,000				
	Other Operating Inc		604,365				
	Other Non-Operating		47,000				
	Expense						
	Salaries - Faculty				14,400		
	Salaries - Non-Faculty				8,444,148		
	Wages				1,381,754		
	Benefits				2,743,742		
	Utilities				1,039,102		
	Scholarships				4,510,292		
	Scholarship Discounts				2,016,671-		
	Operations and Maintenance				7,547,484		
	Equipment (Capitalized)				1,155,687		
	Grand Total	22,746,573	23,530,225	2,027,489	24,819,938	737,776	23,484,349

Printed on a Xerox 9700 Laser Printing System at the Computing Services Center / Texas A&M University

Form: URGB01 (02/05/85)

Account	Description	Beginning Balance	Revenues	Net Allocations	Expenditures	Increase (Decrease)	Ending Balance
409099	TUITION DISCOUNTING DUMMY CONTRA EX						
	Expense						
	Scholarship Discounts				24,991,104-		
	Account Total	0	0	24,991,103-	24,991,104-	1	1
420150	FINE ARTS-MUSIC SCHOLARSHIP						
	Revenue						
	Gifts		1,000				
	Expense						
	Scholarships				90,250		
	Account Total	0	1,000	89,250	90,250	0	0
420151	FINE ARTS-THEATRE SCHOLARSHIP						
	Expense						
	Scholarships				68,000		
	Account Total	0	0	68,000	68,000	0	0
420152	FINE ARTS-ART SCHOLARSHIPS						
	Expense						
	Scholarships				25,200		
	Account Total	0	0	25,200	25,200	0	0
420170-00000	PRESIDENTIAL SCHOLARS SCHOLARSHIPS						
	Revenue						
	Gifts		85,450				
	Expense						
	Scholarships				194,500		
	Account Total	0	85,450	109,050	194,500	0	0
420180	ROTC SCHOLARSHIP						
	Expense						
	Scholarships				30,000		
	Account Total	0	0	30,000	30,000	0	0
420300	INTERNATIONAL PROGRAMS SCHOLARSHIPS						
	Revenue						
	Sales and Services		100,000				
	Expense						
	Scholarships				271,825		
	Account Total	0	100,000	171,825	271,825	0	0
420500	GRADUATE STUDENT SCHOLARSHIPS						
	Expense						
	Scholarships				185,570		
	Account Total	0	0	185,570	185,570	0	0

Printed on a Xerox 9700 Laser Printing System at the Computing Services Center / Texas A&M University

Form: URGB01 (02/05/85)

Account	Description	Beginning Balance	Revenues	Net Allocations	Expenditures	Increase (Decrease)	Ending Balance
420570	HONORS SCHOLARSHIPS UNIV FUNDED						
	Expense						
	Scholarships				539,650		
	Account Total	0	0	539,650	539,650	0	0
420890	UNIVERSITY SERVICES SCHOLARSHIPS						
	Expense						
	Scholarships				250,000		
	Account Total	0	0	250,000	250,000	0	0
421170	TRANSFER STUDENTS SCHOLARSHIP						
	Expense						
	Scholarships				50,000		
	Account Total	0	0	50,000	50,000	0	0
421220	STARS SCHOLARSHIP						
	Revenue						
	Gifts		75,000				
	Expense						
	Scholarships				140,500		
	Account Total	0	75,000	65,500	140,500	0	0
421430	GRADUATE SUMMER SCHOLARSHIPS						
	Expense						
	Scholarships				50,000		
	Account Total	0	0	50,000	50,000	0	0
421680	STUDENT SCHOLARSHIP QUASI-ENDOWMENT						
	Revenue						
	Investment Income		22,000				
	Account Total	0	22,000	156,400-	0	134,400-	134,400-
421710	GEOSPATIAL ENGINEERING SCHOLARSHIP						
	Expense						
	Scholarships				10,000		
	Account Total	0	0	10,000	10,000	0	0
423060	STUDENT ENDOWMENT LEADERSHIP SCHOLA						
	Expense						
	Scholarships				25,000		
	Account Total	0	0	25,000	25,000	0	0
423070	RA MEAL PLAN SCHOLARSHIP						
	Expense						
	Scholarships				49,400		
	Account Total	0	0	49,400	49,400	0	0

Printed on a Xerox 9700 Laser Printing System at the Computing Services Center / Texas A&M University

Form: URGB01 (02/05/85)

Account	Description	Beginning Balance	Revenues	Net Allocations	Expenditures	Increase (Decrease)	Ending Balance
423080	INTERNSHIP SCHOLARSHIPS						
	Expense						
	Scholarships				50,000		
	Account Total	0	0	50,000	50,000	0	0
423320	ACADEMIC/NEED BASED SCHOLARSHIP						
	Expense						
	Scholarships				32,000		
	Account Total	0	0	32,000	32,000	0	0
489990	SCHOLARSHIPS - FOR BUDGETS						
	Revenue						
	Gifts		1,351,000				
	Investment Income		141,000				
	Expense						
	Scholarships				1,125,000		
	Account Total	0	1,492,000	0	1,125,000	367,000	367,000
600871	FCWS - COMMUNITY SERVICE FY19						
	Revenue						
	Contracts and Grant		20,000				
	Expense						
	Wages				20,000		
	Account Total	0	20,000	0	20,000	0	0
601041	FCWS - AMERICA READS FY19						
	Revenue						
	Contracts and Grant		100,000				
	Expense						
	Wages				100,000		
	Account Total	0	100,000	0	100,000	0	0
604150	FCWS - JOB LOCATION & DEVELOP_FY19						
	Revenue						
	Contracts and Grant		35,000				
	Expense						
	Salaries - Non-Faculty				22,176		
	Benefits				8,831		
	Operations and Maintenance				3,993		
	Account Total	0	35,000	0	35,000	0	0
604290	PELL GRANT FY19						
	Revenue						
	Student Financial A		23,000,000				
	Expense						
	Scholarships				23,000,000		
	Account Total	0	23,000,000	0	23,000,000	0	0

Printed on a Xerox 9700 Laser Printing System at the Computing Services Center / Texas A&M University

Form: URGB01 (02/05/85)

Account	Description	Beginning Balance	Revenues	Net Allocations	Expenditures	Increase (Decrease)	Ending Balance
604791	FEDERAL SEOG FY19						
	Revenue						
	Contracts and Grant		288,951				
	Expense						
	Scholarships				288,951		
	Account Total	0	288,951	0	288,951	0	0
607560	FEDERAL WORKSTUDY FY19						
	Revenue						
	Contracts and Grant		195,000				
	Expense						
	Wages				195,000		
	Account Total	0	195,000	0	195,000	0	0
619010	TEXAS GRANTS						
	Revenue						
	Student Financial A		8,000,000				
	Expense						
	Scholarships				8,000,000		
	Account Total	0	8,000,000	0	8,000,000	0	0
620080	SOUTH TX INSTITUTE FOR THE ARTS						
	Revenue						
	Contracts and Grant		147,966				
	Expense						
	Salaries - Non-Faculty				60,761		
	Wages				1,200		
	Benefits				23,745		
	Utilities				276		
	Operations and Maintenance				61,984		
	Account Total	0	147,966	0	147,966	0	0
630080-00000	BLUCHER ENDOWMENT						
	Revenue						
	Gifts		470,000				
	Expense						
	Salaries - Non-Faculty				142,238		
	Benefits				36,325		
	Utilities				1,000		
	Scholarships				20,000		
	Operations and Maintenance				93,368		
	Account Total	0	470,000	135,834-	292,931	41,235	41,235
630080-20000	CBI ENDOWED CHAIR SAVINGS/STARTUP						
	Expense						
	Operations and Maintenance				135,834		
	Account Total	0	0	135,834	135,834	0	0

Printed on a Xerox 9700 Laser Printing System at the Computing Services Center / Texas A&M University

Form: URGB01 (02/05/85)

Account	Description	Beginning Balance	Revenues	Net Allocations	Expenditures	Increase (Decrease)	Ending Balance
650040	KMQ TRAVEL & REIMBURSEMENT ACCOUNT						
	Expense						
	Operations and Maintenance				80,000		
	Account Total	0	0	80,000	80,000	0	0
650050-90001	HAAS PROFESSORSHIP-SALARIES						
	Revenue						
	Gifts		31,000				
	Expense						
	Salaries - Faculty				22,500		
	Benefits				3,000		
	Operations and Maintenance				13,000		
	Account Total	0	31,000	7,500	38,500	0	0
650910-10000	CAMPBELL PROFESSORSHIP-DR. WETZ						
	Revenue						
	Gifts		37,500				
	Expense						
	Salaries - Faculty				36,000		
	Wages				11,000		
	Account Total	0	37,500	9,500	47,000	0	0
651070-00000	FRANTZ PROFESSORSHIP (TAMUCC FND)						
	Revenue						
	Gifts		11,500				
	Expense						
	Operations and Maintenance				14,500		
	Account Total	0	11,500	3,000	14,500	0	0
655000	SOUTH TX INSTITUTE FOR THE ARTS						
	Revenue						
	Contracts and Grant		353,006				
	Expense						
	Salaries - Non-Faculty				277,491		
	Wages				8,500		
	Benefits				83,120		
	Utilities				11,519		
	Operations and Maintenance				4,795		
	Account Total	0	353,006	0	385,425	32,419-	32,419-
659100-00000	HARTE RESEARCH ADMIN						
	Revenue						
	Gifts		203,000				
	Expense						
	Operations and Maintenance				203,000		
	Account Total	0	203,000	0	203,000	0	0

Printed on a Xerox 9700 Laser Printing System at the Computing Services Center / Texas A&M University

Form: URGB01 (02/05/85)

Account	Description	Beginning Balance	Revenues	Net Allocations	Expenditures	Increase (Decrease)	Ending Balance
659102	HARTE RESEARCH -ADVISORY						
	Revenue						
	Gifts		10,000				
	Expense						
	Operations and Maintenance				10,000		
	Account Total	0	10,000	0	10,000	0	0
659104-10000	MARINE POLICY AND LAW						
	Revenue						
	Gifts		187,726				
	Expense						
	Salaries - Faculty				145,963		
	Benefits				35,030		
	Operations and Maintenance				6,733		
	Account Total	0	187,726	0	187,726	0	0
659104-30000	ECOSYSTEMS MODELING						
	Revenue						
	Gifts		206,911				
	Expense						
	Salaries - Faculty				161,434		
	Benefits				38,744		
	Operations and Maintenance				6,733		
	Account Total	0	206,911	0	206,911	0	0
659104-40000	GEOSPATIAL SCIENCES						
	Revenue						
	Gifts		174,133				
	Expense						
	Salaries - Faculty				135,000		
	Benefits				32,400		
	Operations and Maintenance				6,733		
	Account Total	0	174,133	0	174,133	0	0
659104-50000	HARTE RESEARCH - GRAD ASSISTANTS						
	Revenue						
	Gifts		273,615				
	Expense						
	Salaries - Non-Faculty				190,100		
	Benefits				28,515		
	Scholarships				55,000		
	Account Total	0	273,615	0	273,615	0	0

Printed on a Xerox 9700 Laser Printing System at the Computing Services Center / Texas A&M University

Form: URGB01 (02/05/85)

Account	Description	Beginning Balance	Revenues	Net Allocations	Expenditures	Increase (Decrease)	Ending Balance
659104-60000	FISHERIES AND HUMAN HEALTH						
	Revenue						
	Gifts		174,133				
	Expense						
	Salaries - Faculty				135,000		
	Benefits				32,400		
	Operations and Maintenance				6,733		
	Account Total	0	174,133	0	174,133	0	0
659104-70000	SOCIO - ECONOMICS						
	Revenue						
	Gifts		34,633				
	Expense						
	Salaries - Faculty				22,500		
	Benefits				5,400		
	Operations and Maintenance				6,733		
	Account Total	0	34,633	0	34,633	0	0
659104-80000	RESEARCH STAFF						
	Revenue						
	Gifts		169,350				
	Expense						
	Salaries - Non-Faculty				131,100		
	Benefits				38,250		
	Account Total	0	169,350	0	169,350	0	0
659105-10000	HARTE OPERATING - ADMIN						
	Revenue						
	Gifts		173,146				
	Expense						
	Salaries - Non-Faculty				99,997		
	Benefits				29,999		
	Operations and Maintenance				43,150		
	Account Total	0	173,146	0	173,146	0	0
659105-20000	HARTE OPERATING - RESEARCH						
	Revenue						
	Gifts		363,459				
	Expense						
	Salaries - Non-Faculty				116,700		
	Benefits				35,010		
	Operations and Maintenance				211,749		
	Account Total	0	363,459	0	363,459	0	0

Printed on a Xerox 9700 Laser Printing System at the Computing Services Center / Texas A&M University

Form: URGB01 (02/05/85)

Account	Description	Beginning Balance	Revenues	Net Allocations	Expenditures	Increase (Decrease)	Ending Balance
659105-30000	HARTE OPERATING - EDUCATION						
	Revenue						
	Gifts		13,268				
	Expense						
	Operations and Maintenance				13,268		
	Account Total	0	13,268	0	13,268	0	0
659105-40000	HARTE OPERATING - COMM/OUTREACH						
	Revenue						
	Gifts		343,864				
	Expense						
	Salaries - Non-Faculty				104,646		
	Benefits				31,218		
	Operations and Maintenance				208,000		
	Account Total	0	343,864	0	343,864	0	0
659140-16002	RES. ASSOC. FOR SPECIAL PROJECTS						
	Expense						
	Salaries - Non-Faculty				30,880		
	Benefits				10,000		
	Account Total	0	0	0	40,880	40,880-	40,880-
659170	HARTE RESEARCH - DIRECTOR						
	Revenue						
	Gifts		176,868				
	Expense						
	Salaries - Non-Faculty				144,666		
	Benefits				32,202		
	Account Total	0	176,868	0	176,868	0	0
659320	RACHAL- HRI DIRECTOR FUND						
	Revenue						
	Gifts		100,000				
	Expense						
	Salaries - Non-Faculty				80,000		
	Benefits				20,000		
	Account Total	0	100,000	0	100,000	0	0
665010	ECDC / CCISD						
	Revenue						
	Sales and Services		157,320				
	Expense						
	Utilities				39,600		
	Operations and Maintenance				117,720		
	Account Total	0	157,320	0	157,320	0	0
665100	ESTIMATED GRANTS BUDGET PURP ONLY						
	Account Total	10,074,176	0	0	0	0	10,074,176

Printed on a Xerox 9700 Laser Printing System at the Computing Services Center / Texas A&M University

Form: URGB01 (02/05/85)

Account	Description	Beginning Balance	Revenues	Net Allocations	Expenditures	Increase (Decrease)	Ending Balance
689990-00100	LIBERAL ARTS - FOR BUDGETS						
	Revenue						
	Contracts and Grant		94,000				
	Expense						
	Salaries - Faculty				48,000		
	Wages				2,000		
	Benefits				8,000		
	Operations and Maintenance				36,000		
	Account Total	0	94,000	0	94,000	0	0
689990-00200	BUSINESS - FOR BUDGETS						
	Revenue						
	Contracts and Grant		1,000				
	Expense						
	Wages				1,000		
	Account Total	0	1,000	0	1,000	0	0
689990-00300	EDUCATION - FOR BUDGETS						
	Revenue						
	Contracts and Grant		2,000				
	Expense						
	Wages				1,000		
	Operations and Maintenance				1,000		
	Account Total	0	2,000	0	2,000	0	0
689990-00400	SCI & ENG - FOR BUDGETS						
	Revenue						
	Contracts and Grant		5,340,000				
	Gifts		8,000				
	Expense						
	Salaries - Faculty				470,000		
	Salaries - Non-Faculty				120,000		
	Wages				1,160,000		
	Benefits				398,000		
	Scholarships				238,000		
	Operations and Maintenance				2,599,000		
	Equipment (Capitalized)				363,000		
	Account Total	0	5,348,000	0	5,348,000	0	0

Printed on a Xerox 9700 Laser Printing System at the Computing Services Center / Texas A&M University

Form: URGB01 (02/05/85)

Account	Description	Beginning Balance	Revenues	Net Allocations	Expenditures	Increase (Decrease)	Ending Balance
689990-00500	NURSING - FOR BUDGETS						
	Revenue						
	Contracts and Grant		103,000				
	Expense						
	Salaries - Faculty				10,000		
	Salaries - Non-Faculty				26,000		
	Wages				1,000		
	Benefits				8,000		
	Scholarships				12,000		
	Operations and Maintenance				46,000		
	Account Total	0	103,000	0	103,000	0	0
689990-00600	OTHER RESEARCH- FOR BUDGETS						
	Revenue						
	Contracts and Grant		3,083,000				
	Expense						
	Salaries - Faculty				20,516		
	Salaries - Non-Faculty				125,817		
	Wages				393,000		
	Benefits				246,000		
	Scholarships				9,000		
	Operations and Maintenance				1,964,667		
	Equipment (Capitalized)				324,000		
	Account Total	0	3,083,000	0	3,083,000	0	0
689990-00610	INSTRUCTION- FOR BUDGETS						
	Revenue						
	Contracts and Grant		3,971,000				
	Gifts		190,000				
	Expense						
	Salaries - Faculty				336,000		
	Salaries - Non-Faculty				1,023,000		
	Wages				523,000		
	Benefits				387,000		
	Scholarships				792,000		
	Operations and Maintenance				1,046,000		
	Equipment (Capitalized)				54,000		
	Account Total	0	4,161,000	0	4,161,000	0	0

Printed on a Xerox 9700 Laser Printing System at the Computing Services Center / Texas A&M University

Form: URGB01 (02/05/85)

Account	Description	Beginning Balance	Revenues	Net Allocations	Expenditures	Increase (Decrease)	Ending Balance
689990-00620	PUBLIC SERVICE- FOR BUDGETS						
	Revenue						
	Contracts and Grant		268,000				
	Gifts		23,000				
	Sales and Services		45,000				
	Expense						
	Salaries - Faculty				35,000		
	Salaries - Non-Faculty				124,000		
	Wages				38,000		
	Benefits				38,000		
	Operations and Maintenance				101,000		
	Account Total	0	336,000	0	336,000	0	0
689990-00625	ACADEMIC SUPPORT- FOR BUDGETS						
	Revenue						
	Contracts and Grant		204,000				
	Gifts		76,000				
	Sales and Services		2,000				
	Expense						
	Salaries - Non-Faculty				38,000		
	Wages				6,000		
	Benefits				15,000		
	Operations and Maintenance				203,000		
	Equipment (Capitalized)				174,537		
	Account Total	0	282,000	0	436,537	154,537-	154,537-
689990-00630	STUDENT SERVICE- FOR BUDGETS						
	Revenue						
	Contracts and Grant		215,000				
	Investment Income		1,000				
	Expense						
	Salaries - Non-Faculty				445		
	Wages				131,000		
	Benefits				1,000		
	Operations and Maintenance				83,555		
	Account Total	0	216,000	0	216,000	0	0
689990-00635	INSTITUTIONAL SUPPORT- FOR BUDGETS						
	Revenue						
	Contracts and Grant		81,000				
	Gifts		7,000				
	Sales and Services		41,000				
	Expense						
	Salaries - Non-Faculty				34,000		
	Wages				1,000		
	Benefits				9,000		
	Operations and Maintenance				85,000		
	Account Total	0	129,000	0	129,000	0	0

Printed on a Xerox 9700 Laser Printing System at the Computing Services Center / Texas A&M University

Form: URGB01 (02/05/85)

Account	Description	Beginning Balance	Revenues	Net Allocations	Expenditures	Increase (Decrease)	Ending Balance
689990-00660	SCHOLARSHIPS- FOR BUDGETS						
	Revenue						
	Contracts and Grant		473,000				
	Gifts		11,000				
	Expense						
	Wages				4,000		
	Scholarships				470,000		
	Operations and Maintenance				7,000		
	Equipment (Capitalized)				3,000		
	Account Total	0	484,000	0	484,000	0	0
689990-00700	HARTE- FOR BUDGETS						
	Revenue						
	Contracts and Grant		6,109,000				
	Gifts		571,000				
	Sales and Services		9,000				
	Expense						
	Salaries - Faculty				405,000		
	Salaries - Non-Faculty				2,092,000		
	Wages				174,000		
	Benefits				639,000		
	Scholarships				106,000		
	Operations and Maintenance				3,179,000		
	Equipment (Capitalized)				94,000		
	Account Total	0	6,689,000	0	6,689,000	0	0
689990-00720	HARTE-PUBLIC SERVICE-FOR BUDGETS						
	Revenue						
	Contracts and Grant		30,000				
	Gifts		119,000				
	Sales and Services		30,000				
	Expense						
	Salaries - Non-Faculty				5,000		
	Benefits				1,000		
	Operations and Maintenance				173,000		
	Account Total	0	179,000	0	179,000	0	0
689990-00800	BLUCHER- FOR BUDGETS						
	Revenue						
	Contracts and Grant		2,156,000				
	Expense						
	Salaries - Faculty				67,000		
	Salaries - Non-Faculty				682,000		
	Wages				23,000		
	Benefits				217,000		
	Scholarships				10,000		
	Operations and Maintenance				1,070,000		
	Equipment (Capitalized)				87,000		
	Account Total	0	2,156,000	0	2,156,000	0	0

Printed on a Xerox 9700 Laser Printing System at the Computing Services Center / Texas A&M University

Form: URGB01 (02/05/85)

Account	Description	Beginning Balance	Revenues	Net Allocations	Expenditures	Increase (Decrease)	Ending Balance
689990-00820	BLUC-PUBLIC SERVICE-FOR BUDGETS						
	Revenue						
	Contracts and Grant		321,000				
	Expense						
	Salaries - Non-Faculty				108,000		
	Wages				8,000		
	Benefits				32,000		
	Operations and Maintenance				173,000		
	Account Total	0	321,000	0	321,000	0	0
689990-00825	BLUC-ACADEMIC SUPPORT-FOR BUDGETS						
	Revenue						
	Gifts		150,000				
	Expense						
	Salaries - Faculty				7,000		
	Salaries - Non-Faculty				19,000		
	Wages				85,000		
	Benefits				5,000		
	Scholarships				8,000		
	Operations and Maintenance				26,000		
	Account Total	0	150,000	0	150,000	0	0
699500	UNALLOCATED BALANCE						
	Revenue						
	Investment Income		50,000				
	Account Total	0	50,000	80,000-	0	30,000-	30,000-

Printed on a Xerox 9700 Laser Printing System at the Computing Services Center / Texas A&M University

Form: URGB01 (02/05/85)

Account	Description	Beginning Balance	Revenues	Net Allocations	Expenditures	Increase (Decrease)	Ending Balance
Restricted Funds - Board Approved							
	Revenue						
	Contracts and Grant		23,590,923				
	Student Financial A		31,000,000				
	Gifts		5,821,556				
	Sales and Services		384,320				
	Investment Income		214,000				
	Expense						
	Salaries - Faculty				2,056,913		
	Salaries - Non-Faculty				5,798,017		
	Wages				2,886,700		
	Benefits				2,528,189		
	Utilities				52,395		
	Scholarships				36,195,846		
	Scholarship Discounts				24,991,104-		
	Operations and Maintenance				12,041,248		
	Equipment (Capitalized)				1,099,537		
	Grand Total	10,074,176	61,010,799	23,327,058-	37,667,741	16,000	10,090,176

Printed on a Xerox 9700 Laser Printing System at the Computing Services Center / Texas A&M University

Form: URGB01 (02/05/85)

Account	Description	Beginning Balance	Revenues	Net Allocations	Expenditures	Increase (Decrease)	Ending Balance

This section not used.

Printed on a Xerox 9700 Laser Printing System at the Computing Services Center / Texas A&M University

Form: URGB01 (02/05/85)

Account	Description	Beginning Balance	Revenues	Net Allocations	Expenditures	Increase (Decrease)	Ending Balance

****
*   *
* BLANK PAGE *
*   *
****

Printed on a Xerox 9700 Laser Printing System at the Computing Services Center / Texas A&M University

Form: URGB01 (02/05/85)

CC	Account	Transaction Description	- Offset - CC	Account	Amount	-------- Actual Entry --------- ---- From ----- CC	Account	----- To ------ CC	Account	Feed	Mand
15	010000	E & G REVENUE ACCOUNT									
			15	011180	36,857,882.00-	15	100010	15	011180	Y	
		RFS ISLAND HALL	01	011202	1,348,350.00-	15	010000	01	011202	N	Y
		RFS LIFE SCIENCES RSRCH & ENGR	01	011202	4,814,556.00-	15	010000	01	011202	N	Y
		RFS ISLAND HALL	01	011202	711,350.00-	15	010000	01	011202	N	Y
		RFS REFUNDING CLASSROOM/LAB	01	011202	873,438.00-	15	010000	01	011202	N	Y
		RFS PAC	01	011202	415,999.00-	15	010000	01	011202	N	Y
		RFS HARTE	01	011202	685,306.00-	15	010000	01	011202	N	Y
		RFS HARTE	01	011202	692,300.00-	15	010000	01	011202	N	Y
		RFS PAC	01	011202	416,000.00-	15	010000	01	011202	N	Y
		RFS PAC	01	011202	20,891.00-	15	010000	01	011202	N	Y
		RFS HARTE	01	011202	34,060.00-	15	010000	01	011202	N	Y
			15	012100	1,258,213.00-	15	100040	15	121065	Y	
			15	012100	6,605.00-	15	100040	15	121068	Y	
			15	012100	67,725.00-	15	100040	15	121052	Y	
		** Decrease in Fund Balance **			48,202,675.00-						
15	010005	ART I GROUP INSURANCE PREM FROM ERS									
		System Transfer	15	011180	313,353.00	15	011180	15	121051	Y	
		** Increase in Fund Balance **			313,353.00						
15	010110	TUITION REVENUE									
			15	011180	11,852,401.00-	15	101100	15	011180	Y	
			15	011180	250,000.00-	15	101600	15	011180	Y	
			15	011180	2,236,203.00-	15	101102	15	011180	Y	
			15	011180	1,540,880.00-	15	101103	15	011180	Y	
			15	011180	2,832,176.00-	15	101101	15	011180	Y	
			15	011180	50,000.00-	15	105500	15	011180	Y	
			15	013000	68,300.00-	15	101510-43001	15	135032	Y	
			15	040909	1,560,017.00	15	409099	15	111499	Y	
			15	040909	4,119,337.00	15	409099	15	101499	Y	
		** Decrease in Fund Balance **			13,150,606.00-						
15	011180	UNAPPROPRIATED FUNDS									
			15	010000	36,857,882.00	15	100010	15	011180	Y	
		System Transfer	15	010005	313,353.00-	15	011180	15	121051	Y	
			15	010110	2,236,203.00	15	101102	15	011180	Y	
			15	010110	50,000.00	15	105500	15	011180	Y	
			15	010110	250,000.00	15	101600	15	011180	Y	
			15	010110	1,540,880.00	15	101103	15	011180	Y	
			15	010110	2,832,176.00	15	101101	15	011180	Y	
			15	010110	11,852,401.00	15	101100	15	011180	Y	
			15	012000	279,475.00-	15	011180	15	120006	Y	
			15	012000	127,942.00-	15	011180	15	121116-80000	Y	
			15	012000	73,137.00-	15	011180	15	121116-70000	Y	
			15	012000	131,910.00-	15	011180	15	121116-50000	Y	
			15	012000	151,346.00-	15	011180	15	121116-40000	Y	

Printed on a Xerox 9700 Laser Printing System at the Computing Services Center / Texas A&M University

Form: URGB01 (02/05/85)

CC	Account	Transaction Description	- Offset - CC	Account	Amount	-------- Actual Entry --------- ---- From ----- CC	Account	----- To ------ CC	Account	Feed	Mand
15	011180	UNAPPROPRIATED FUNDS									
			15	012000	226,866.00-	15	011180	15	121116-20000	Y	
			15	012000	195,157.00-	15	011180	15	121116-10000	Y	
			15	012000	118,833.00-	15	011180	15	121116-30000	Y	
			15	012000	1,031,146.00-	15	011180	15	120018	Y	
			15	012000	379,272.00-	15	011180	15	120011	Y	
			15	012000	228,746.00-	15	011180	15	120008	Y	
			15	012000	324,840.00-	15	011180	15	120014	Y	
			15	012000	319,746.00-	15	011180	15	120009	Y	
			15	012000	184,380.00-	15	011180	15	120013	Y	
			15	012000	145,358.00-	15	011180	15	120007	Y	
			15	012000	35,016.00-	15	011180	15	120015	Y	
			15	012000	392,101.00-	15	011180	15	120010	Y	
			15	012000	196,444.00-	15	011180	15	120012	Y	
			15	012000	253,368.00-	15	011180	15	120003	Y	
			15	012000	16,575.00-	15	011180	15	120034	Y	
			15	012000	61,001.00-	15	011180	15	120072	Y	
			15	012000	131,001.00-	15	011180	15	120036	Y	
			15	012000	72,538.00-	15	011180	15	120040	Y	
			15	012000	273,623.00-	15	011180	15	120098	Y	
			15	012000	188,071.00-	15	011180	15	120035	Y	
			15	012000	348,836.00-	15	011180	15	120045	Y	
			15	012000	12,828.00-	15	011180	15	120075	Y	
			15	012000	426,647.00-	15	011180	15	120002	Y	
			15	012000	347,345.00-	15	011180	15	120022	Y	
			15	012000	140,870.00-	15	011180	15	120030	Y	
			15	012000	234,009.00-	15	011180	15	120021	Y	
			15	012000	13,123.00-	15	011180	15	120032-00000	Y	
			15	012000	332,978.00-	15	011180	15	120023	Y	
			15	012000	477,798.00-	15	011180	15	120027	Y	
			15	012000	140,562.00-	15	011180	15	120020	Y	
			15	012000	173,500.00-	15	011180	15	120032-10001	Y	
			15	012000	64,970.00-	15	011180	15	120024	Y	
			15	012000	91,790.00-	15	011180	15	120026	Y	
			15	012000	300,985.00-	15	011180	15	120004	Y	
			15	012000	190,186.00-	15	011180	15	120001	Y	
			15	012000	450,706.00-	15	011180	15	120005	Y	
			15	012100	98,146.00-	15	011180	15	121012	Y	
			15	012100	10,793,505.00	15	121020	15	011180	Y	
			15	012100	318,553.00-	15	011180	15	121011	Y	
			15	012100	150,000.00-	15	011180	15	121040	Y	
			15	012100	565,469.00-	15	011180	15	121015	Y	
			15	012100	100,000.00-	15	011180	15	121069	Y	
			15	012100	245,602.00-	15	011180	15	121017	Y	
			15	012100	15,500.00-	15	011180	15	121060	Y	
			15	012100	1,331,004.00-	15	011180	15	121016	Y	
			15	012100	314,340.00-	15	011180	15	121061	Y	

Printed on a Xerox 9700 Laser Printing System at the Computing Services Center / Texas A&M University

Form: URGB01 (02/05/85)

CC	Account	Transaction Description	- Offset - CC	Account	Amount	Actual Entry From CC	Account	To CC	Account	Feed	Mand
15	011180	UNAPPROPRIATED FUNDS									
			15	012100	1,618,443.00-	15	011180	15	121014	Y	
			15	012100	6,616,288.00-	15	011180	15	121010	Y	
			15	012110	239,906.00-	15	011180	15	121106	Y	
			15	012110	59,105.00-	15	011180	15	121118	Y	
			15	012110	10,476.00-	15	011180	15	121117	Y	
			15	012110	704,463.00-	15	011180	15	121107	Y	
			15	012110	369,485.00-	15	011180	15	121109	Y	
			15	012110	158,884.00-	15	011180	15	121111	Y	
			15	012110	644,361.00-	15	011180	15	121108	Y	
			15	013000	32,400.00-	15	011180	15	130040-30000	Y	
			15	013000	314,912.00-	15	011180	15	137024	Y	
			15	013000	122,394.00-	15	011180	15	137033	Y	
			15	013000	192,681.00-	15	011180	15	137028	Y	
			15	013000	168,714.00-	15	011180	15	137110	Y	
			15	013000	141,015.00-	15	011180	15	137030	Y	
			15	013000	2,928.00-	15	011180	15	137098-00000	Y	
			15	013000	385,081.00-	15	011180	15	137026	Y	
			15	013000	179,144.00-	15	011180	15	137032	Y	
			15	013000	96,519.00-	15	011180	15	137050	Y	
			15	013000	43,200.00-	15	011180	15	130040-40000	Y	
			15	013000	16,779.00-	15	011180	15	134034-10000	Y	
			15	013000	15,000.00-	15	011180	15	135087	Y	
			15	013000	6,949.00-	15	011180	15	134032-40005	Y	
			15	013000	6,418.00-	15	011180	15	135088-00000	Y	
			15	013000	32,624.00-	15	011180	15	134034-11001	Y	
			15	013000	346,322.00-	15	011180	15	135030	Y	
			15	013000	110,507.00-	15	011180	15	134032-40001	Y	
			15	013000	45,123.00-	15	011180	15	137022	Y	
			15	013000	25,308.00-	15	011180	15	134034-40000	Y	
			15	013000	882,475.00-	15	011180	15	135022	Y	
			15	013000	52,684.00-	15	011180	15	130020	Y	
			15	013000	72,000.00-	15	011180	15	130040-60000	Y	
			15	013000	595,197.00-	15	011180	15	131080	Y	
			15	013000	187,722.00-	15	011180	15	131024	Y	
			15	013000	1,158,867.00-	15	011180	15	131021	Y	
			15	013000	625,597.00-	15	011180	15	131030-90001	Y	
			15	013000	729,142.00-	15	011180	15	131022	Y	
			15	013000	905,340.00-	15	011180	15	131026	Y	
			15	013000	620,349.00-	15	011180	15	131020	Y	
			15	013000	313,948.00-	15	011180	15	131079	Y	
			15	013000	1,092,812.00-	15	011180	15	131023-00000	Y	
			15	013000	741,234.00-	15	011180	15	131025	Y	
			15	013000	3,333.00-	15	011180	15	130040-00000	Y	
			15	013000	13,493.00-	15	011180	15	133035	Y	
			15	013000	103,010.00-	15	011180	15	134032-20002	Y	
			15	013000	1,094,913.00-	15	011180	15	134025-00000	Y	

Printed on a Xerox 9700 Laser Printing System at the Computing Services Center / Texas A&M University

Form: URGB01 (02/05/85)

CC	Account	Transaction Description	- Offset - CC	Account	Amount	-------- Actual Entry --------- ---- From ----- CC	Account	----- To ------ CC	Account	Feed	Mand
15	011180	UNAPPROPRIATED FUNDS									
			15	013000	605,874.00-	15	011180	15	134020	Y	
			15	013000	30,006.00-	15	011180	15	134030-30000	Y	
			15	013000	395,612.00-	15	011180	15	134021-00000	Y	
			15	013000	65,419.00-	15	011180	15	134030-20000	Y	
			15	013000	39,588.00-	15	011180	15	133036	Y	
			15	013000	151,280.00-	15	011180	15	134030-40000	Y	
			15	013000	697,956.00-	15	011180	15	134022	Y	
			15	013000	270,185.00-	15	011180	15	134030-11001	Y	
			15	013000	122,129.00-	15	011180	15	130012-00000	Y	
			15	013000	754,561.00-	15	011180	15	132022	Y	
			15	013000	269,781.00-	15	011180	15	133024	Y	
			15	013000	446,101.00-	15	011180	15	132021	Y	
			15	013000	321,154.00-	15	011180	15	133025	Y	
			15	013000	214,692.00-	15	011180	15	132030	Y	
			15	013000	248,376.00-	15	011180	15	133023	Y	
			15	013000	865,330.00-	15	011180	15	132020	Y	
			15	013000	331,105.00-	15	011180	15	133030	Y	
			15	013000	538,994.00-	15	011180	15	133020	Y	
			15	013000	61,986.00-	15	011180	15	133022	Y	
			15	013000	72,000.00-	15	011180	15	130040-10000	Y	
			15	013000	662,483.00-	15	011180	15	130010	Y	
			15	013000	20,000.00-	15	011180	15	130040-20000	Y	
			15	013800	137,639.00-	15	011180	15	138210	Y	
			15	013800	105,501.00-	15	011180	15	138510	Y	
			15	013800	131,031.00-	15	011180	15	138410	Y	
			15	013800	42,972.00-	15	011180	15	138310	Y	
			15	013800	119,878.00-	15	011180	15	138110	Y	
			15	014700	51,409.00-	15	011180	15	147001	Y	
			15	014800	1,260,065.00-	15	011180	15	148130	Y	
			15	014800	31,801.00-	15	011180	15	148131	Y	
			15	015000	20,000.00-	15	011180	15	150008	Y	
			15	015200	2,918.00-	15	011180	15	152015	Y	
			15	015250	928,851.00-	15	011180	15	152502	Y	
			15	016006	44,564.00-	15	011180	15	160060	Y	
			15	016014	124,147.00-	15	011180	15	160100	Y	
			15	016014	118,454.00-	15	011180	15	160110-00000	Y	
			15	016014	150,182.00-	15	011180	15	160140	Y	
			15	016014	48,179.00-	15	011180	15	160101	Y	
			15	016015	211,182.00-	15	011180	15	160150-00000	Y	
			15	016017	93,192.00-	15	011180	15	160170	Y	
			15	016017	93,232.00-	15	011180	15	160171	Y	
			15	016018	108,977.00-	15	011180	15	160183	Y	
			15	016018	15,000.00-	15	011180	15	160181	Y	
			15	016018	1,327,101.00-	15	011180	15	160180	Y	
			15	016019	403,000.00-	15	011180	15	160190-00000	Y	
			15	016024	14,134.00-	15	011180	15	160240	Y	

Printed on a Xerox 9700 Laser Printing System at the Computing Services Center / Texas A&M University

Form: URGB01 (02/05/85)

CC	Account	Transaction Description	- Offset - CC	Account	Amount	-------- Actual Entry --------- ---- From ----- CC	Account	----- To ------ CC	Account	Feed	Mand
15	011180	UNAPPROPRIATED FUNDS									
			15	016029	68,578.00-	15	011180	15	160295	Y	
			15	016033	399,000.00-	15	011180	15	160330-00007	Y	
			15	016033	150,000.00-	15	011180	15	160330-00006	Y	
			15	016033	288,000.00-	15	011180	15	160330-00002	Y	
			15	016033	120,000.00-	15	011180	15	160330-00003	Y	
			15	016033	92,000.00-	15	011180	15	160330-00001	Y	
			15	016033	75,000.00-	15	011180	15	160330-00004	Y	
			15	016033	1,476,000.00-	15	011180	15	160330-00000	Y	
			15	016033	900,000.00-	15	011180	15	160330-00005	Y	
			15	017000	324,205.00-	15	011180	15	170002	Y	
			15	017000	4,868.00-	15	011180	15	170508	Y	
			15	017000	41,322.00-	15	011180	15	170929	Y	
			15	017000	8,751.00-	15	011180	15	170902	Y	
			15	017000	20,377.00-	15	011180	15	170630	Y	
			15	017000	48,500.00-	15	011180	15	170912	Y	
			15	017000	147,063.00-	15	011180	15	170900	Y	
			15	017000	820.00-	15	011180	15	170905	Y	
			15	017000	45,363.00-	15	011180	15	170540	Y	
			15	017000	3,661.00-	15	011180	15	170913	Y	
			15	017000	585.00-	15	011180	15	170901	Y	
			15	017000	426.00-	15	011180	15	170904	Y	
			15	017000	257,932.00-	15	011180	15	170305-10000	Y	
			15	017000	325,631.00-	15	011180	15	170305-40000	Y	
			15	017000	636,887.00-	15	011180	15	170401-40000	Y	
			15	017000	182,688.00-	15	011180	15	170305-30000	Y	
			15	017000	486,429.00-	15	011180	15	170401-10000	Y	
			15	017000	403,184.00-	15	011180	15	170401-30000	Y	
			15	017000	368,471.00-	15	011180	15	170305-20000	Y	
			15	017000	1,484,697.00-	15	011180	15	170502	Y	
			15	017000	7,440.00-	15	011180	15	170401-11001	Y	
			15	017000	1,051,672.00-	15	011180	15	170401-20000	Y	
			15	017000	521,394.00-	15	011180	15	170105-30000	Y	
			15	017000	95,747.00-	15	011180	15	170030	Y	
			15	017000	279,212.00-	15	011180	15	170105-60000	Y	
			15	017000	343,205.00-	15	011180	15	170105-10000	Y	
			15	017000	285,009.00-	15	011180	15	170105-50000	Y	
			15	017000	60,270.00-	15	011180	15	170006	Y	
			15	017000	679,447.00-	15	011180	15	170201	Y	
			15	017000	53,000.00-	15	011180	15	170105-20000	Y	
			15	017000	275,457.00-	15	011180	15	170105-40000	Y	
			15	017048	87,984.00-	15	011180	15	170480-00000	Y	
			15	018000	90,000.00-	15	011180	15	180675	Y	
			15	018100	100,000.00-	15	011180	15	181040	Y	
			15	018100	48,118.00-	15	011180	15	181050	Y	
			15	018100	765,984.00-	15	011180	15	181064	Y	
			15	018100	28,846.00-	15	011180	15	181052	Y	

Printed on a Xerox 9700 Laser Printing System at the Computing Services Center / Texas A&M University

Form: URGB01 (02/05/85)

CC	Account	Transaction Description	- Offset - CC	Account	Amount	Actual Entry From CC	Account	To CC	Account	Feed	Mand
15	011180	UNAPPROPRIATED FUNDS									
			15	018100	15,000.00-	15	011180	15	181068	Y	
			15	018100	83,480.00-	15	011180	15	181054	Y	
			15	018100	308,264.00-	15	011180	15	181067	Y	
			15	018100	1,758,780.00-	15	011180	15	181051	Y	
			15	018100	90,912.00-	15	011180	15	181061	Y	
			15	018100	383,993.00-	15	011180	15	181065	Y	
			15	018100	557,775.00-	15	011180	15	181014	Y	
			15	018100	3,719,840.00	15	181020	15	011180	Y	
			15	018100	194,882.00-	15	011180	15	181015	Y	
			15	018100	109,785.00-	15	011180	15	181011	Y	
			15	018100	84,643.00-	15	011180	15	181017	Y	
			15	018100	2,280,217.00-	15	011180	15	181010	Y	
			15	018100	40,000.00-	15	011180	15	181018	Y	
			15	018100	33,825.00-	15	011180	15	181012	Y	
			15	018100	458,713.00-	15	011180	15	181016	Y	
			15	018999	15,352.00-	15	011180	15	189990-00015	Y	
			15	018999	44,958.00-	15	011180	15	189990-00030	Y	
			15	018999	151,975.00-	15	011180	15	189990-00025	Y	
			15	018999	122,618.00-	15	011180	15	189990-00035	Y	
			15	018999	10,611.00-	15	011180	15	189990-00020	Y	
			15	018999	22,553.00-	15	011180	15	189990-00040	Y	
			15	018999	487,849.00-	15	011180	15	189990-00010	Y	
			15	029008	215,020.00-	15	011180	15	290085	Y	
			15	029008	1,777,860.00-	15	011180	15	290080	Y	
			15	029009	43,601.00-	15	011180	15	290095	Y	
			15	029009	84,965.00-	15	011180	15	290090	Y	
		** Increase in Fund Balance **			219,475.00						
15	012000	GENERAL ADMINISTRATION									
			15	011180	253,368.00	15	011180	15	120003	Y	
			15	011180	151,346.00	15	011180	15	121116-40000	Y	
			15	011180	73,137.00	15	011180	15	121116-70000	Y	
			15	011180	131,910.00	15	011180	15	121116-50000	Y	
			15	011180	118,833.00	15	011180	15	121116-30000	Y	
			15	011180	195,157.00	15	011180	15	121116-10000	Y	
			15	011180	226,866.00	15	011180	15	121116-20000	Y	
			15	011180	426,647.00	15	011180	15	120002	Y	
			15	011180	127,942.00	15	011180	15	121116-80000	Y	
			15	011180	300,985.00	15	011180	15	120004	Y	
			15	011180	131,001.00	15	011180	15	120036	Y	
			15	011180	273,623.00	15	011180	15	120098	Y	
			15	011180	188,071.00	15	011180	15	120035	Y	
			15	011180	72,538.00	15	011180	15	120040	Y	
			15	011180	12,828.00	15	011180	15	120075	Y	
			15	011180	16,575.00	15	011180	15	120034	Y	
			15	011180	348,836.00	15	011180	15	120045	Y	

Printed on a Xerox 9700 Laser Printing System at the Computing Services Center / Texas A&M University

Form: URGB01 (02/05/85)

CC	Account	Transaction Description	- Offset - CC	Account	Amount	Actual Entry From CC	From Account	To CC	To Account	Feed	Mand
15	012000	GENERAL ADMINISTRATION									
			15	011180	61,001.00	15	011180	15	120072	Y	
			15	011180	190,186.00	15	011180	15	120001	Y	
			15	011180	347,345.00	15	011180	15	120022	Y	
			15	011180	140,870.00	15	011180	15	120030	Y	
			15	011180	234,009.00	15	011180	15	120021	Y	
			15	011180	13,123.00	15	011180	15	120032-00000	Y	
			15	011180	332,978.00	15	011180	15	120023	Y	
			15	011180	477,798.00	15	011180	15	120027	Y	
			15	011180	140,562.00	15	011180	15	120020	Y	
			15	011180	173,500.00	15	011180	15	120032-10001	Y	
			15	011180	64,970.00	15	011180	15	120024	Y	
			15	011180	91,790.00	15	011180	15	120026	Y	
			15	011180	1,031,146.00	15	011180	15	120018	Y	
			15	011180	450,706.00	15	011180	15	120005	Y	
			15	011180	228,746.00	15	011180	15	120008	Y	
			15	011180	184,380.00	15	011180	15	120013	Y	
			15	011180	145,358.00	15	011180	15	120007	Y	
			15	011180	324,840.00	15	011180	15	120014	Y	
			15	011180	319,746.00	15	011180	15	120009	Y	
			15	011180	196,444.00	15	011180	15	120012	Y	
			15	011180	279,475.00	15	011180	15	120006	Y	
			15	011180	35,016.00	15	011180	15	120015	Y	
			15	011180	392,101.00	15	011180	15	120010	Y	
			15	011180	379,272.00	15	011180	15	120011	Y	
		** Increase in Fund Balance **			9,285,025.00						
15	012100	STAFF BENEFITS									
			15	010000	67,725.00	15	100040	15	121052	Y	
			15	010000	6,605.00	15	100040	15	121068	Y	
			15	010000	1,258,213.00	15	100040	15	121065	Y	
			15	011180	318,553.00	15	011180	15	121011	Y	
			15	011180	10,793,505.00-	15	121020	15	011180	Y	
			15	011180	6,616,288.00	15	011180	15	121010	Y	
			15	011180	150,000.00	15	011180	15	121040	Y	
			15	011180	565,469.00	15	011180	15	121015	Y	
			15	011180	100,000.00	15	011180	15	121069	Y	
			15	011180	245,602.00	15	011180	15	121017	Y	
			15	011180	15,500.00	15	011180	15	121060	Y	
			15	011180	1,331,004.00	15	011180	15	121016	Y	
			15	011180	314,340.00	15	011180	15	121061	Y	
			15	011180	1,618,443.00	15	011180	15	121014	Y	
			15	011180	98,146.00	15	011180	15	121012	Y	
		** Increase in Fund Balance **			1,912,383.00						
15	012110	STUDENT SERVICES									
			15	011180	239,906.00	15	011180	15	121106	Y	

Printed on a Xerox 9700 Laser Printing System at the Computing Services Center / Texas A&M University

Form: URGB01 (02/05/85)

CC	Account	Transaction Description	- Offset - CC	Account	Amount	Actual Entry From CC	Account	To CC	Account	Feed	Mand
15	012110	STUDENT SERVICES									
			15	011180	59,105.00	15	011180	15	121118	Y	
			15	011180	10,476.00	15	011180	15	121117	Y	
			15	011180	704,463.00	15	011180	15	121107	Y	
			15	011180	158,884.00	15	011180	15	121111	Y	
			15	011180	369,485.00	15	011180	15	121109	Y	
			15	011180	644,361.00	15	011180	15	121108	Y	
		** Increase in Fund Balance **			2,186,680.00						
15	013000	RESIDENT INSTRUCTION & DOE									
			15	010110	68,300.00	15	101510-43001	15	135032	Y	
			15	011180	32,400.00	15	011180	15	130040-30000	Y	
			15	011180	192,681.00	15	011180	15	137028	Y	
			15	011180	2,928.00	15	011180	15	137098-00000	Y	
			15	011180	385,081.00	15	011180	15	137026	Y	
			15	011180	168,714.00	15	011180	15	137110	Y	
			15	011180	141,015.00	15	011180	15	137030	Y	
			15	011180	96,519.00	15	011180	15	137050	Y	
			15	011180	314,912.00	15	011180	15	137024	Y	
			15	011180	179,144.00	15	011180	15	137032	Y	
			15	011180	122,394.00	15	011180	15	137033	Y	
			15	011180	43,200.00	15	011180	15	130040-40000	Y	
			15	011180	16,779.00	15	011180	15	134034-10000	Y	
			15	011180	15,000.00	15	011180	15	135087	Y	
			15	011180	6,949.00	15	011180	15	134032-40005	Y	
			15	011180	6,418.00	15	011180	15	135088-00000	Y	
			15	011180	32,624.00	15	011180	15	134034-11001	Y	
			15	011180	346,322.00	15	011180	15	135030	Y	
			15	011180	110,507.00	15	011180	15	134032-40001	Y	
			15	011180	45,123.00	15	011180	15	137022	Y	
			15	011180	25,308.00	15	011180	15	134034-40000	Y	
			15	011180	882,475.00	15	011180	15	135022	Y	
			15	011180	103,010.00	15	011180	15	134032-20002	Y	
			15	011180	52,684.00	15	011180	15	130020	Y	
			15	011180	1,158,867.00	15	011180	15	131021	Y	
			15	011180	905,340.00	15	011180	15	131026	Y	
			15	011180	620,349.00	15	011180	15	131020	Y	
			15	011180	625,597.00	15	011180	15	131030-90001	Y	
			15	011180	729,142.00	15	011180	15	131022	Y	
			15	011180	741,234.00	15	011180	15	131025	Y	
			15	011180	72,000.00	15	011180	15	130040-60000	Y	
			15	011180	313,948.00	15	011180	15	131079	Y	
			15	011180	1,092,812.00	15	011180	15	131023-00000	Y	
			15	011180	187,722.00	15	011180	15	131024	Y	
			15	011180	3,333.00	15	011180	15	130040-00000	Y	
			15	011180	754,561.00	15	011180	15	132022	Y	
			15	011180	269,781.00	15	011180	15	133024	Y	

Printed on a Xerox 9700 Laser Printing System at the Computing Services Center / Texas A&M University

Form: URGB01 (02/05/85)

CC	Account	Transaction Description	- Offset - CC	Account	Amount	Actual Entry From CC	Account	To CC	Account	Feed	Mand
15	013000	RESIDENT INSTRUCTION & DOE									
			15	011180	446,101.00	15	011180	15	132021	Y	
			15	011180	321,154.00	15	011180	15	133025	Y	
			15	011180	214,692.00	15	011180	15	132030	Y	
			15	011180	248,376.00	15	011180	15	133023	Y	
			15	011180	865,330.00	15	011180	15	132020	Y	
			15	011180	331,105.00	15	011180	15	133030	Y	
			15	011180	538,994.00	15	011180	15	133020	Y	
			15	011180	61,986.00	15	011180	15	133022	Y	
			15	011180	595,197.00	15	011180	15	131080	Y	
			15	011180	122,129.00	15	011180	15	130012-00000	Y	
			15	011180	605,874.00	15	011180	15	134020	Y	
			15	011180	65,419.00	15	011180	15	134030-20000	Y	
			15	011180	39,588.00	15	011180	15	133036	Y	
			15	011180	30,006.00	15	011180	15	134030-30000	Y	
			15	011180	395,612.00	15	011180	15	134021-00000	Y	
			15	011180	270,185.00	15	011180	15	134030-11001	Y	
			15	011180	13,493.00	15	011180	15	133035	Y	
			15	011180	151,280.00	15	011180	15	134030-40000	Y	
			15	011180	697,956.00	15	011180	15	134022	Y	
			15	011180	1,094,913.00	15	011180	15	134025-00000	Y	
			15	011180	72,000.00	15	011180	15	130040-10000	Y	
			15	011180	662,483.00	15	011180	15	130010	Y	
			15	011180	20,000.00	15	011180	15	130040-20000	Y	
		** Increase in Fund Balance **			18,729,046.00						
15	013800	INSTRUCTIONAL ADMINISTRATION									
			15	011180	119,878.00	15	011180	15	138110	Y	
			15	011180	131,031.00	15	011180	15	138410	Y	
			15	011180	105,501.00	15	011180	15	138510	Y	
			15	011180	42,972.00	15	011180	15	138310	Y	
			15	011180	137,639.00	15	011180	15	138210	Y	
		** Increase in Fund Balance **			537,021.00						
15	014700	E&G ACADEMIC SUPPORT									
			15	011180	51,409.00	15	011180	15	147001	Y	
		** Increase in Fund Balance **			51,409.00						
15	014800	LIBRARY									
			15	011180	1,260,065.00	15	011180	15	148130	Y	
			15	011180	31,801.00	15	011180	15	148131	Y	
		** Increase in Fund Balance **			1,291,866.00						
15	015000	PHYSICAL PLANT SUPPORT									
			15	011180	20,000.00	15	011180	15	150008	Y	
		** Increase in Fund Balance **			20,000.00						

Printed on a Xerox 9700 Laser Printing System at the Computing Services Center / Texas A&M University

Form: URGB01 (02/05/85)

CC	Account	Transaction Description	- Offset - CC	Account	Amount	-------- Actual Entry --------- ---- From ----- CC	Account	----- To ------ CC	Account	Feed	Mand
15	015200	GROUND MAINTENANCE									
			15	011180	2,918.00	15	011180	15	152015	Y	
		** Increase in Fund Balance **			2,918.00						
15	015250	UTILITIES									
			15	011180	928,851.00	15	011180	15	152502	Y	
		** Increase in Fund Balance **			928,851.00						
15	016006	WATER RESOURCE CENTER									
			15	011180	44,564.00	15	011180	15	160060	Y	
		** Increase in Fund Balance **			44,564.00						
15	016014	CENTER FOR COASTAL STUDIES									
			15	011180	118,454.00	15	011180	15	160110-00000	Y	
			15	011180	48,179.00	15	011180	15	160101	Y	
			15	011180	150,182.00	15	011180	15	160140	Y	
			15	011180	124,147.00	15	011180	15	160100	Y	
		** Increase in Fund Balance **			440,962.00						
15	016015	ART MUSEUM OF SOUTH TEXAS									
			15	011180	211,182.00	15	011180	15	160150-00000	Y	
		** Increase in Fund Balance **			211,182.00						
15	016017	ECDC - SCHOOL NURSING PROGRAM									
			15	011180	93,192.00	15	011180	15	160170	Y	
			15	011180	93,232.00	15	011180	15	160171	Y	
		** Increase in Fund Balance **			186,424.00						
15	016018	SPECIAL ITEM FUNDING									
			15	011180	108,977.00	15	011180	15	160183	Y	
			15	011180	15,000.00	15	011180	15	160181	Y	
			15	011180	1,327,101.00	15	011180	15	160180	Y	
		** Increase in Fund Balance **			1,451,078.00						
15	016019	BUSINESS INCUBATOR									
			15	011180	403,000.00	15	011180	15	160190-00000	Y	
		** Increase in Fund Balance **			403,000.00						
15	016024	PEACE OFFICER LINE OF DUTY									
			15	011180	14,134.00	15	011180	15	160240	Y	
		** Increase in Fund Balance **			14,134.00						
15	016029	WORK STUDY MENTORSHIP PROGRAM									
			15	011180	68,578.00	15	011180	15	160295	Y	
		** Increase in Fund Balance **			68,578.00						
15	016033	UNMANNED AIRCRAFT SYSTEMS									
			15	011180	1,476,000.00	15	011180	15	160330-00000	Y	

Printed on a Xerox 9700 Laser Printing System at the Computing Services Center / Texas A&M University

Form: URGB01 (02/05/85)

CC	Account	Transaction Description	- Offset - CC	Account	Amount	-------- Actual Entry --------- ---- From ----- CC	Account	----- To ------ CC	Account	Feed	Mand
15	016033	UNMANNED AIRCRAFT SYSTEMS									
			15	011180	399,000.00	15	011180	15	160330-00007	Y	
			15	011180	150,000.00	15	011180	15	160330-00006	Y	
			15	011180	900,000.00	15	011180	15	160330-00005	Y	
			15	011180	288,000.00	15	011180	15	160330-00002	Y	
			15	011180	120,000.00	15	011180	15	160330-00003	Y	
			15	011180	92,000.00	15	011180	15	160330-00001	Y	
			15	011180	75,000.00	15	011180	15	160330-00004	Y	
		** Increase in Fund Balance **			3,500,000.00						
15	016090	HIGHER ED. ASSISTANCE FUND									
		HEF - BAY HALL ELEVATOR	01	011255	40,500.00-	15	016090	01	011255	N	Y
		HEF - PAC AUDIO IMPROVEMENTS	01	011255	54,000.00-	15	016090	01	011255	N	Y
		HEF - LIBRARY HOT WATER LOOP	01	011255	81,000.00-	15	016090	01	011255	N	Y
		HEF - CTRL PLT CHILL/HOT WATER	01	011255	90,000.00-	15	016090	01	011255	N	Y
		HEF - GLASSCOCK ADDITION	01	011255	94,500.00-	15	016090	01	011255	N	Y
		HEF - BOILER REPLACEMENT	01	011255	137,658.00-	15	016090	01	011255	N	Y
		HEF REFUNDING 1999	01	011255	145,353.00-	15	016090	01	011255	N	Y
		HEF - RFS PAC	01	011255	189,236.00-	15	016090	01	011255	N	Y
		HEF - SCIENCE LAB 3	01	011255	218,000.00-	15	016090	01	011255	N	Y
		HEF - RFS WELLNESS CENTER	01	011255	300,019.00-	15	016090	01	011255	N	Y
		HEF - RFS O'CONNOR BLDG	01	011255	463,000.00-	15	016090	01	011255	N	Y
		HEF - RFS O'CONNOR BLDG	01	011255	623,332.00-	15	016090	01	011255	N	Y
		HEF - ADDITIONAL CHILLER AND C	01	011255	39,850.00-	15	016090	01	011255	N	Y
		HEF - LSCI RESEARCH & ENG COMP	01	011255	18,000.00-	15	016090	01	011255	N	Y
		HEF - COOLING TOWERS REBURBISH	01	011255	38,702.00-	15	016090	01	011255	N	Y
		** Decrease in Fund Balance **			2,533,150.00-						
15	017000	FOUR YEAR TRANSITION									
			15	011180	41,322.00	15	011180	15	170929	Y	
			15	011180	20,377.00	15	011180	15	170630	Y	
			15	011180	820.00	15	011180	15	170905	Y	
			15	011180	45,363.00	15	011180	15	170540	Y	
			15	011180	48,500.00	15	011180	15	170912	Y	
			15	011180	147,063.00	15	011180	15	170900	Y	
			15	011180	426.00	15	011180	15	170904	Y	
			15	011180	4,868.00	15	011180	15	170508	Y	
			15	011180	3,661.00	15	011180	15	170913	Y	
			15	011180	585.00	15	011180	15	170901	Y	
			15	011180	8,751.00	15	011180	15	170902	Y	
			15	011180	325,631.00	15	011180	15	170305-40000	Y	
			15	011180	636,887.00	15	011180	15	170401-40000	Y	
			15	011180	182,688.00	15	011180	15	170305-30000	Y	
			15	011180	486,429.00	15	011180	15	170401-10000	Y	
			15	011180	403,184.00	15	011180	15	170401-30000	Y	
			15	011180	368,471.00	15	011180	15	170305-20000	Y	
			15	011180	1,484,697.00	15	011180	15	170502	Y	

Printed on a Xerox 9700 Laser Printing System at the Computing Services Center / Texas A&M University

Form: URGB01 (02/05/85)

CC	Account	Transaction Description	- Offset - CC	Account	Amount	-------- Actual Entry --------- ---- From ----- CC	Account	----- To ------ CC	Account	Feed	Mand
15	017000	FOUR YEAR TRANSITION									
			15	011180	7,440.00	15	011180	15	170401-11001	Y	
			15	011180	1,051,672.00	15	011180	15	170401-20000	Y	
			15	011180	257,932.00	15	011180	15	170305-10000	Y	
			15	011180	95,747.00	15	011180	15	170030	Y	
			15	011180	285,009.00	15	011180	15	170105-50000	Y	
			15	011180	60,270.00	15	011180	15	170006	Y	
			15	011180	279,212.00	15	011180	15	170105-60000	Y	
			15	011180	343,205.00	15	011180	15	170105-10000	Y	
			15	011180	275,457.00	15	011180	15	170105-40000	Y	
			15	011180	324,205.00	15	011180	15	170002	Y	
			15	011180	679,447.00	15	011180	15	170201	Y	
			15	011180	53,000.00	15	011180	15	170105-20000	Y	
			15	011180	521,394.00	15	011180	15	170105-30000	Y	
		** Increase in Fund Balance **			8,443,713.00						
15	017048	FISHERIES & MARICULTURE									
			15	011180	87,984.00	15	011180	15	170480-00000	Y	
		** Increase in Fund Balance **			87,984.00						
15	018000	E&G-STATE SUPPORT-FUND #230									
			15	011180	90,000.00	15	011180	15	180675	Y	
		** Increase in Fund Balance **			90,000.00						
15	018100	STAFF BENEFITS FUND 0230									
			15	011180	100,000.00	15	011180	15	181040	Y	
			15	011180	28,846.00	15	011180	15	181052	Y	
			15	011180	308,264.00	15	011180	15	181067	Y	
			15	011180	1,758,780.00	15	011180	15	181051	Y	
			15	011180	15,000.00	15	011180	15	181068	Y	
			15	011180	83,480.00	15	011180	15	181054	Y	
			15	011180	383,993.00	15	011180	15	181065	Y	
			15	011180	48,118.00	15	011180	15	181050	Y	
			15	011180	90,912.00	15	011180	15	181061	Y	
			15	011180	765,984.00	15	011180	15	181064	Y	
			15	011180	557,775.00	15	011180	15	181014	Y	
			15	011180	3,719,840.00-	15	181020	15	011180	Y	
			15	011180	194,882.00	15	011180	15	181015	Y	
			15	011180	109,785.00	15	011180	15	181011	Y	
			15	011180	84,643.00	15	011180	15	181017	Y	
			15	011180	2,280,217.00	15	011180	15	181010	Y	
			15	011180	40,000.00	15	011180	15	181018	Y	
			15	011180	33,825.00	15	011180	15	181012	Y	
			15	011180	458,713.00	15	011180	15	181016	Y	
		** Increase in Fund Balance **			3,623,377.00						
15	018999	E&G - FOR BUDGETS									
			15	011180	487,849.00	15	011180	15	189990-00010	Y	

Printed on a Xerox 9700 Laser Printing System at the Computing Services Center / Texas A&M University

Form: URGB01 (02/05/85)

CC	Account	Transaction Description	- Offset - CC	Account	Amount	-------- Actual Entry --------- ---- From ----- CC	Account	----- To ------ CC	Account	Feed	Mand
15	018999	E&G - FOR BUDGETS									
			15	011180	122,618.00	15	011180	15	189990-00035	Y	
			15	011180	44,958.00	15	011180	15	189990-00030	Y	
			15	011180	151,975.00	15	011180	15	189990-00025	Y	
			15	011180	10,611.00	15	011180	15	189990-00020	Y	
			15	011180	22,553.00	15	011180	15	189990-00040	Y	
			15	011180	15,352.00	15	011180	15	189990-00015	Y	
		** Increase in Fund Balance **			855,916.00						
15	020018	GRADUATION FEES									
			15	021076	25,000.00-	15	200180	15	210760	Y	
		** Decrease in Fund Balance **			25,000.00-						
15	020630	DISTANCE EDUCATION FEE									
			15	020631	188,384.00	15	206311	15	206300-00000	Y	
			15	020632	423,137.00	15	206321	15	206300-00000	Y	
			15	020633	203,188.00	15	206331	15	206300-00000	Y	
			15	020634	73,654.00	15	206341	15	206300-00000	Y	
			15	020635	252,245.00	15	206351	15	206300-00000	Y	
			15	020636	29,734.00-	15	206300-00000	15	206361	Y	
			15	020636	414,784.00-	15	206300-00000	15	206360	Y	
			15	020637	7,379.00	15	206371	15	206300-00000	Y	
			15	020640	574,416.00-	15	206300-00000	15	206400	Y	
			15	020650	95,878.00-	15	206300-00000	15	206500-10000	Y	
			15	020660	33,175.00-	15	206300-00000	15	206600	Y	
		** Decrease in Fund Balance **			0.00						
15	020631	DISTANCE ED FEE - LIBERAL ARTS									
			15	020630	188,384.00-	15	206311	15	206300-00000	Y	
		** Decrease in Fund Balance **			188,384.00-						
15	020632	DISTANCE ED FEE - BUS. ADMIN.									
			15	020630	423,137.00-	15	206321	15	206300-00000	Y	
		** Decrease in Fund Balance **			423,137.00-						
15	020633	DISTANCE ED FEE - EDUCATION									
			15	020630	203,188.00-	15	206331	15	206300-00000	Y	
		** Decrease in Fund Balance **			203,188.00-						
15	020634	DISTANCE ED FEE - SCIENCE/ENGINEER									
			15	020630	73,654.00-	15	206341	15	206300-00000	Y	
		** Decrease in Fund Balance **			73,654.00-						
15	020635	DISTANCE ED FEE - NURSING									
			15	020630	252,245.00-	15	206351	15	206300-00000	Y	
		** Decrease in Fund Balance **			252,245.00-						

Printed on a Xerox 9700 Laser Printing System at the Computing Services Center / Texas A&M University

Form: URGB01 (02/05/85)

CC	Account	Transaction Description	- Offset - CC	Account	Amount	-------- Actual Entry --------- ---- From ----- CC	Account	----- To ------ CC	Account	Feed	Mand
15	020636	DISTANCE ED FEE - COLLEGES									
			15	020630	414,784.00	15	206300-00000	15	206360	Y	
			15	020630	29,734.00	15	206300-00000	15	206361	Y	
		** Increase in Fund Balance **			444,518.00						
15	020637	DISTANCE ED FEE - UCCP									
			15	020630	7,379.00-	15	206371	15	206300-00000	Y	
		** Decrease in Fund Balance **			7,379.00-						
15	020640	DISTANCE ED FEE - DIST ED OFFICE									
			15	020630	574,416.00	15	206300-00000	15	206400	Y	
		** Increase in Fund Balance **			574,416.00						
15	020650	DE GRADUATE STUDIES									
			15	020630	95,878.00	15	206300-00000	15	206500-10000	Y	
		** Increase in Fund Balance **			95,878.00						
15	020660	RECRUITMENT									
			15	020630	33,175.00	15	206300-00000	15	206600	Y	
		** Increase in Fund Balance **			33,175.00						
15	020701	UNIVERSITY SERVICES FEE (USF)									
			15	030700	71,277.00-	15	207001	15	307001	Y	
			15	035000	155,000.00-	15	207001	15	351000-10000	Y	
			15	035000	1,542,838.00-	15	207001	15	351000-10000	Y	
			15	035000	185,269.00-	15	207001	15	351000-20000	Y	
			15	035000	80,000.00-	15	207001	15	351000-10000	Y	
			15	042015	25,200.00-	15	207001	15	420152	Y	
			15	042015	68,000.00-	15	207001	15	420151	Y	
			15	042015	89,250.00-	15	207001	15	420150	Y	
			15	042017	109,050.00-	15	207001	15	420170-00000	Y	
			15	042018	30,000.00-	15	207001	15	420180	Y	
			15	042030	171,825.00-	15	207001	15	420300	Y	
			15	042050	185,570.00-	15	207001	15	420500	Y	
			15	042057	539,650.00-	15	207001	15	420570	Y	
			15	042117	50,000.00-	15	207001	15	421170	Y	
			15	042122	65,500.00-	15	207001	15	421220	Y	
			15	042143	50,000.00-	15	207001	15	421430	Y	
			15	042171	10,000.00-	15	207001	15	421710	Y	
			15	065005	7,500.00-	15	207001	15	650050-90001	Y	
			15	065091	9,500.00-	15	207001	15	650910-10000	Y	
			15	065107	3,000.00-	15	207001	15	651070-00000	Y	
		** Decrease in Fund Balance **			3,448,429.00-						
15	020909	TUITION AND FEE DISCOUNTING									
			15	040909	15,248,966.00	15	409099	15	209099	Y	
		** Increase in Fund Balance **			15,248,966.00						

Printed on a Xerox 9700 Laser Printing System at the Computing Services Center / Texas A&M University

Form: URGB01 (02/05/85)

CC	Account	Transaction Description	- Offset - CC	Account	Amount	-------- Actual Entry --------- ---- From ----- CC	Account	----- To ------ CC	Account	Feed	Mand
15	021076	COMMENCEMENT									
			15	020018	25,000.00	15	200180	15	210760	Y	
		** Increase in Fund Balance **			25,000.00						
15	021103	EMPLOYEE DEVELOPMENT DAY									
			15	032009	5,000.00	15	320091	15	211030	Y	
		** Increase in Fund Balance **			5,000.00						
15	024000	DESIGNATED TUITION BNR RECEIVABLE									
			15	028000	68,472.00-	15	240001-13000	15	280011	Y	
			15	028000	18,000.00-	15	240001-13000	15	280120-20000	Y	
			15	028000	2,088,331.00	15	280620	15	240001-13000	Y	
			15	028000	810,816.00-	15	240001-13000	15	280213	Y	
			15	028000	149,741.00-	15	240001-13000	15	280606	Y	
			15	028000	25,000.00-	15	240001-13000	15	280900	Y	
			15	028000	43,434.00-	15	240001-13000	15	280609	Y	
			15	028000	249,312.00-	15	240001-13000	15	280607	Y	
			15	028000	31,164.00-	15	240001-13000	15	280608	Y	
			15	028000	13,124.00-	15	240001-13000	15	280210	Y	
			15	028000	50,626.00-	15	240001-13000	15	280311	Y	
			15	028000	26,162.00-	15	240001-13000	15	280401-40000	Y	
			15	028000	14,364.00-	15	240001-13000	15	280401-20000	Y	
			15	028000	159,220.00-	15	240001-13000	15	280401-11001	Y	
			15	028000	26,294.00-	15	240001-13000	15	280401-10000	Y	
			15	028000	8,000.00-	15	240001-13000	15	280312	Y	
			15	028000	121,461.00-	15	240001-13000	15	280401-00000	Y	
			15	028000	24,102.00-	15	240001-13000	15	280206	Y	
			15	028000	216,000.00-	15	240001-13000	15	280412	Y	
			15	028000	672,493.00-	15	240001-13000	15	280605	Y	
			15	028000	63,141.00-	15	240001-13000	15	280604	Y	
			15	028000	114,483.00-	15	240001-13000	15	280603	Y	
			15	028000	764,563.00-	15	240001-13000	15	280602	Y	
			15	028000	84,474.00-	15	240001-13000	15	280501	Y	
			15	028000	819,301.00-	15	240001-13000	15	280502	Y	
			15	028000	367,500.00-	15	240001-13000	15	280202	Y	
			15	028000	2,380,444.00-	15	240001-13000	15	280402-10000	Y	
			15	028000	20,000.00-	15	240001-13000	15	280410	Y	
			15	028000	25,600.00-	15	240001-13000	15	280406-11001	Y	
			15	028000	141,879.00-	15	240001-13000	15	280402-50000	Y	
			15	028000	523,909.00-	15	240001-13000	15	280402-40000	Y	
			15	028000	448,555.00-	15	240001-13000	15	280402-20000	Y	
			15	028000	269,000.00-	15	240001-13000	15	280402-30000	Y	
			15	028000	17,720.00-	15	240001-13000	15	280120-30000	Y	
			15	028000	325,000.00-	15	240001-13000	15	280214	Y	
			15	028000	256,263.00-	15	240001-13000	15	280310	Y	
			15	028000	259,289.00-	15	240001-13000	15	280307-10006	Y	
			15	028000	80,001.00-	15	240001-13000	15	280307-10004	Y	

Printed on a Xerox 9700 Laser Printing System at the Computing Services Center / Texas A&M University

Form: URGB01 (02/05/85)

CC	Account	Transaction Description	- Offset - CC	Account	Amount	-------- Actual Entry --------- ---- From ----- CC	Account	----- To ------ CC	Account	Feed	Mand
15	024000	DESIGNATED TUITION BNR RECEIVABLE									
			15	028000	138,575.00-	15	240001-13000	15	280307-10002	Y	
			15	028000	88,649.00-	15	240001-13000	15	280301	Y	
			15	028000	994,415.00-	15	240001-13000	15	280302	Y	
			15	028000	900,380.00-	15	240001-13000	15	280201	Y	
			15	028000	240,637.00-	15	240001-13000	15	280101-00000	Y	
			15	028000	40,713.00-	15	240001-13000	15	280120-10000	Y	
			15	028000	80,000.00-	15	240001-13000	15	280116	Y	
			15	028000	3,403,756.00-	15	240001-13000	15	280115	Y	
			15	028000	68,300.00-	15	240001-13000	15	280111	Y	
			15	028000	432,079.00-	15	240001-13000	15	280102	Y	
			15	028000	21,000.00-	15	240001-13000	15	280110-00000	Y	
			15	028200	99,188.00-	15	240001-13000	15	282608	Y	
			15	028200	20,000.00-	15	240001-13000	15	282657	Y	
			15	028200	303,000.00-	15	240001-13000	15	282656-00000	Y	
			15	028200	43,018.00-	15	240001-13000	15	282609-10000	Y	
			15	028200	174,077.00-	15	240001-13000	15	283621	Y	
			15	028200	105,122.00-	15	240001-13000	15	282633-20000	Y	
			15	028200	1,244.00-	15	240001-13000	15	282634	Y	
			15	028200	5,789.00-	15	240001-13000	15	282636	Y	
			15	028200	2,460,075.00-	15	240001-13000	15	282622	Y	
			15	028200	130,743.00-	15	240001-13000	15	282633-10000	Y	
			15	028200	16,500.00-	15	240001-13000	15	282632-00000	Y	
			15	028200	10,000.00-	15	240001-13000	15	282628-00000	Y	
			15	028200	104,364.00-	15	240001-13000	15	282625-10000	Y	
			15	028200	2,287,505.00-	15	240001-13000	15	282624-00000	Y	
			15	028200	72,000.00-	15	240001-13000	15	282625-00000	Y	
			15	028200	30,614.00-	15	240001-13000	15	282609-20000	Y	
			15	028200	72,091.00-	15	240001-13000	15	282620-00000	Y	
			15	028200	154,368.00-	15	240001-13000	15	282619	Y	
			15	028200	46,318.00-	15	240001-13000	15	282618	Y	
			15	028200	33,867.00-	15	240001-13000	15	282615	Y	
			15	028200	191,464.00-	15	240001-13000	15	282613-00000	Y	
			15	028200	18,461.00-	15	240001-13000	15	282614	Y	
			15	028264	2,200.00-	15	240001-13000	15	282643-00000	Y	
			15	028264	37,800.00-	15	240001-13000	15	282643-40000	Y	
			15	028264	20,000.00-	15	240001-13000	15	282643-50000	Y	
			15	028264	77,200.00-	15	240001-13000	15	282643-30000	Y	
			15	028264	127,800.00-	15	240001-13000	15	282643-20000	Y	
			15	028264	90,000.00-	15	240001-13000	15	282643-10000	Y	
			15	028295	396,026.00-	15	240001-13000	15	282950	Y	
			15	028300	367,900.00-	15	240001-13000	15	283601	Y	
			15	028300	137,289.00-	15	240001-13000	15	283603	Y	
			15	028300	33,081.00-	15	240001-13000	15	283620	Y	
			15	028300	12,646.00-	15	240001-13000	15	283616	Y	
			15	028300	28,653.00-	15	240001-13000	15	283615	Y	
			15	028300	86,161.00-	15	240001-13000	15	283610	Y	

Printed on a Xerox 9700 Laser Printing System at the Computing Services Center / Texas A&M University

Form: URGB01 (02/05/85)

CC	Account	Transaction Description	- Offset - CC	Account	Amount	Actual Entry ---- From ----- CC	Account	----- To ------ CC	Account	Feed	Mand
15	024000	DESIGNATED TUITION BNR RECEIVABLE									
			15	028300	20,000.00-	15	240001-13000	15	283605	Y	
			15	028300	50,000.00-	15	240001-13000	15	283609	Y	
			15	028300	82,757.00-	15	240001-13000	15	283602	Y	
			15	028400	60,000.00-	15	240001-13000	15	284507	Y	
			15	028400	20,078.00-	15	240001-13000	15	284564	Y	
			15	028400	310,209.00-	15	240001-13000	15	284583	Y	
			15	028400	10,258.00-	15	240001-13000	15	284581	Y	
			15	028400	60,000.00-	15	240001-13000	15	284574	Y	
			15	028400	7,000.00-	15	240001-13000	15	284573	Y	
			15	028400	15,851.00-	15	240001-13000	15	284566	Y	
			15	028400	129,170.00-	15	240001-13000	15	284568	Y	
			15	028400	14,604.00-	15	240001-13000	15	284516	Y	
			15	028400	17,847.00-	15	240001-13000	15	284610	Y	
			15	028400	16,500.00-	15	240001-13000	15	284860	Y	
			15	028400	10,000.00-	15	240001-13000	15	284830	Y	
			15	028400	10,000.00-	15	240001-13000	15	284810	Y	
			15	028400	72,000.00-	15	240001-13000	15	284740	Y	
			15	028400	45,000.00-	15	240001-13000	15	284640	Y	
			15	028400	40,000.00-	15	240001-13000	15	284720	Y	
			15	028400	63,264.00-	15	240001-13000	15	284515	Y	
			15	028400	12,500.00-	15	240001-13000	15	284597	Y	
			15	028400	50,000.00-	15	240001-13000	15	284609	Y	
			15	028400	362,998.00-	15	240001-13000	15	284608	Y	
			15	028400	37,056.00-	15	240001-13000	15	284607	Y	
			15	028400	234,324.00-	15	240001-13000	15	284606	Y	
			15	028400	100,000.00-	15	240001-13000	15	284603-00000	Y	
			15	028400	12,024.00-	15	240001-13000	15	284605	Y	
			15	028400	846,000.00-	15	240001-13000	15	284514	Y	
			15	028400	20,177.00-	15	240001-13000	15	284586	Y	
			15	028400	11,370.00-	15	240001-13000	15	284596	Y	
			15	028400	15,468.00-	15	240001-13000	15	284595	Y	
			15	028400	11,370.00-	15	240001-13000	15	284593	Y	
			15	028400	26,897.00-	15	240001-13000	15	284592	Y	
			15	028400	1,955,000.00-	15	240001-13000	15	284590	Y	
			15	028400	114,491.00-	15	240001-13000	15	284591-00000	Y	
			15	028400	41,358.00-	15	240001-13000	15	284510	Y	
			15	028400	24,772.00-	15	240001-13000	15	284539	Y	
			15	028400	127,901.00-	15	240001-13000	15	284555-00000	Y	
			15	028400	106,881.00-	15	240001-13000	15	284554	Y	
			15	028400	17,500.00-	15	240001-13000	15	284545	Y	
			15	028400	15,000.00-	15	240001-13000	15	284543	Y	
			15	028400	85,482.00-	15	240001-13000	15	284541	Y	
			15	028400	36,602.00-	15	240001-13000	15	284542	Y	
			15	028400	26,729.00-	15	240001-13000	15	284508	Y	
			15	028400	19,261.00-	15	240001-13000	15	284517	Y	
			15	028400	16,461.00-	15	240001-13000	15	284523	Y	

Printed on a Xerox 9700 Laser Printing System at the Computing Services Center / Texas A&M University

Form: URGB01 (02/05/85)

CC	Account	Transaction Description	- Offset - CC	Account	Amount	Actual Entry ---- From ----- CC	Account	----- To ------ CC	Account	Feed	Mand
15	024000	DESIGNATED TUITION BNR RECEIVABLE									
			15	028400	47,500.00-	15	240001-13000	15	284520	Y	
			15	028400	27,500.00-	15	240001-13000	15	284518-70000	Y	
			15	028400	4,060.00-	15	240001-13000	15	284518-60000	Y	
			15	028400	35,360.00-	15	240001-13000	15	284518-10000	Y	
			15	028400	1,500.00-	15	240001-13000	15	284518-20000	Y	
			15	028400	14,434.00-	15	240001-13000	15	284509	Y	
			15	028400	70,477.00-	15	240001-13000	15	284525	Y	
			15	028400	390,789.00-	15	240001-13000	15	284532	Y	
			15	028400	7,974.00-	15	240001-13000	15	284531	Y	
			15	028400	161,718.00-	15	240001-13000	15	284530	Y	
			15	028400	24,100.00-	15	240001-13000	15	284529	Y	
			15	028400	109,629.00-	15	240001-13000	15	284527	Y	
			15	028400	118,215.00-	15	240001-13000	15	284528	Y	
			15	028400	171,885.00-	15	240001-13000	15	284503	Y	
			15	028400	765,114.00-	15	240001-13000	15	284506-00000	Y	
			15	028400	13,351.00-	15	240001-13000	15	284505	Y	
			15	028400	63,674.00-	15	240001-13000	15	284504-00000	Y	
			15	028400	34,324.00-	15	240001-13000	15	284500	Y	
			15	028400	177,460.00-	15	240001-13000	15	284501	Y	
			15	028500	8,447.00-	15	240001-13000	15	285502	Y	
			15	028500	69,000.00-	15	240001-13000	15	285528	Y	
			15	028500	6,659.00-	15	240001-13000	15	285565	Y	
			15	028500	53,699.00-	15	240001-13000	15	285555	Y	
			15	028500	4,208.00-	15	240001-13000	15	285545	Y	
			15	028500	83,213.00-	15	240001-13000	15	285530	Y	
			15	028500	1,332.00-	15	240001-13000	15	285540	Y	
			15	028500	67,440.00-	15	240001-13000	15	285527	Y	
			15	028500	17,900.00-	15	240001-13000	15	285525	Y	
			15	028500	4,000.00-	15	240001-13000	15	285524	Y	
			15	028500	75,747.00-	15	240001-13000	15	285523	Y	
			15	028500	25,000.00-	15	240001-13000	15	285503	Y	
			15	028500	49,957.00-	15	240001-13000	15	285509	Y	
			15	028600	160,000.00-	15	240001-13000	15	286601	Y	
			15	028999	216,798.00-	15	240001-13000	15	289990-00000	Y	
			15	028999	3,122,950.00-	15	240001-13000	15	289990-00035	Y	
			15	028999	237,000.00-	15	240001-13000	15	289990-00030	Y	
			15	028999	236,650.00-	15	240001-13000	15	289990-00025	Y	
			15	028999	180,000.00-	15	240001-13000	15	289990-00020	Y	
			15	028999	1,446,065.00-	15	240001-13000	15	289990-00010	Y	
			15	028999	174,413.00-	15	240001-13000	15	289990-00015	Y	
			15	029020	840,000.00-	15	240001-13000	15	290200	Y	
			15	029020	111,500.00-	15	240001-13000	15	290213	Y	
			15	029020	400,072.00-	15	240001-13000	15	290211	Y	
			15	029020	481,920.00-	15	240001-13000	15	290210-10000	Y	
			15	029020	12,000.00-	15	240001-13000	15	290210-60100	Y	
			15	029030	351,286.00-	15	240001-13000	15	290300	Y	

Printed on a Xerox 9700 Laser Printing System at the Computing Services Center / Texas A&M University

Form: URGB01 (02/05/85)

CC	Account	Transaction Description	- Offset - CC	Account	Amount	-------- Actual Entry --------- ---- From ----- CC	Account	----- To ------ CC	Account	Feed	Mand
15	024000	DESIGNATED TUITION BNR RECEIVABLE									
			15	029030	81,930.00-	15	240001-13000	15	290311	Y	
			15	029041	368,000.00-	15	240001-13000	15	290410	Y	
			15	029042	201,000.00-	15	240001-13000	15	290420	Y	
			15	029043	350,102.00-	15	240001-13000	15	290430	Y	
			15	029044	190,000.00-	15	240001-13000	15	290440	Y	
			15	029045	120,000.00-	15	240001-13000	15	290450	Y	
		PARKING GARAGE (ISLAND)	01	088830	1,170,000.00-	15	024000	01	088830	N	Y
		** Decrease in Fund Balance **			40,345,156.00-						
15	024001	DISCRETIONARY-V-P ACAD. AFFAIRS									
			15	029999	2,500.00	15	299999	15	240011	Y	
		** Increase in Fund Balance **			2,500.00						
15	024002	DISCRETIONARY-V-P FIN. & ADMIN.									
			15	029999	2,500.00	15	299999	15	240021	Y	
		** Increase in Fund Balance **			2,500.00						
15	024005	PRESIDENT INITIATIVE FUND									
			15	029999	25,000.00	15	299999	15	240051	Y	
		** Increase in Fund Balance **			25,000.00						
15	024007	DISC VP STUD AFFAIRS									
			15	029999	2,500.00	15	299999	15	240071	Y	
		** Increase in Fund Balance **			2,500.00						
15	024033	DES DIFFERENTIAL TUITION COB									
			15	029030	92,001.00-	15	240330	15	290300	Y	
		** Decrease in Fund Balance **			92,001.00-						
15	024034	DES DIFFERENTIAL TUITION NURSING									
			15	029030	82,896.00-	15	240340	15	290300	Y	
		** Decrease in Fund Balance **			82,896.00-						
15	024520	MIRAMAR UNIV APTS-OCCFEES									
			15	030166	117,000.00-	15	245201	15	301660	Y	
		** Decrease in Fund Balance **			117,000.00-						
15	024532	EXECUTIVE SUPPLEMENT (SAL)									
			15	029999	159,105.00	15	299999	15	245320	Y	
		** Increase in Fund Balance **			159,105.00						
15	024712	UAS - RANGE OPERATIONS & DEBT									
		UAS EQUIP/MINOR RENOV	01	088830	99,120.00-	15	024712	01	088830	N	Y
		UAS EQUIP/MINOR RENOV	01	088830	434,120.00-	15	024712	01	088830	N	Y
		** Decrease in Fund Balance **			533,240.00-						

Printed on a Xerox 9700 Laser Printing System at the Computing Services Center / Texas A&M University

Form: URGB01 (02/05/85)

CC	Account	Transaction Description	- Offset - CC	Account	Amount	-------- Actual Entry --------- ---- From ----- CC	Account	----- To ------ CC	Account	Feed	Mand
15	027003	LEASE ADMIN COPIERS									
			15	032012	5,000.00-	15	270032	15	320121	Y	
		** Decrease in Fund Balance **			5,000.00-						
15	027005	MAIL SERVICES									
			15	032004	5,000.00-	15	270051	15	320041	Y	
			15	032012	5,000.00-	15	270051	15	320121	Y	
		** Decrease in Fund Balance **			10,000.00-						
15	028000	DESIGNATED TUITION									
			15	024000	68,472.00	15	240001-13000	15	280011	Y	
			15	024000	2,088,331.00-	15	280620	15	240001-13000	Y	
			15	024000	26,162.00	15	240001-13000	15	280401-40000	Y	
			15	024000	672,493.00	15	240001-13000	15	280605	Y	
			15	024000	764,563.00	15	240001-13000	15	280602	Y	
			15	024000	819,301.00	15	240001-13000	15	280502	Y	
			15	024000	84,474.00	15	240001-13000	15	280501	Y	
			15	024000	216,000.00	15	240001-13000	15	280412	Y	
			15	024000	63,141.00	15	240001-13000	15	280604	Y	
			15	024000	114,483.00	15	240001-13000	15	280603	Y	
			15	024000	26,294.00	15	240001-13000	15	280401-10000	Y	
			15	024000	43,434.00	15	240001-13000	15	280609	Y	
			15	024000	25,000.00	15	240001-13000	15	280900	Y	
			15	024000	31,164.00	15	240001-13000	15	280608	Y	
			15	024000	249,312.00	15	240001-13000	15	280607	Y	
			15	024000	149,741.00	15	240001-13000	15	280606	Y	
			15	024000	121,461.00	15	240001-13000	15	280401-00000	Y	
			15	024000	20,000.00	15	240001-13000	15	280410	Y	
			15	024000	523,909.00	15	240001-13000	15	280402-40000	Y	
			15	024000	269,000.00	15	240001-13000	15	280402-30000	Y	
			15	024000	448,555.00	15	240001-13000	15	280402-20000	Y	
			15	024000	2,380,444.00	15	240001-13000	15	280402-10000	Y	
			15	024000	25,600.00	15	240001-13000	15	280406-11001	Y	
			15	024000	141,879.00	15	240001-13000	15	280402-50000	Y	
			15	024000	8,000.00	15	240001-13000	15	280312	Y	
			15	024000	50,626.00	15	240001-13000	15	280311	Y	
			15	024000	14,364.00	15	240001-13000	15	280401-20000	Y	
			15	024000	159,220.00	15	240001-13000	15	280401-11001	Y	
			15	024000	810,816.00	15	240001-13000	15	280213	Y	
			15	024000	367,500.00	15	240001-13000	15	280202	Y	
			15	024000	900,380.00	15	240001-13000	15	280201	Y	
			15	024000	17,720.00	15	240001-13000	15	280120-30000	Y	
			15	024000	18,000.00	15	240001-13000	15	280120-20000	Y	
			15	024000	13,124.00	15	240001-13000	15	280210	Y	
			15	024000	24,102.00	15	240001-13000	15	280206	Y	
			15	024000	40,713.00	15	240001-13000	15	280120-10000	Y	
			15	024000	256,263.00	15	240001-13000	15	280310	Y	

Printed on a Xerox 9700 Laser Printing System at the Computing Services Center / Texas A&M University

Form: URGB01 (02/05/85)

CC	Account	Transaction Description	- Offset - CC	Account	Amount	-------- Actual Entry --------- ---- From ----- CC	Account	----- To ------ CC	Account	Feed	Mand
15	028000	DESIGNATED TUITION									
			15	024000	138,575.00	15	240001-13000	15	280307-10002	Y	
			15	024000	994,415.00	15	240001-13000	15	280302	Y	
			15	024000	88,649.00	15	240001-13000	15	280301	Y	
			15	024000	325,000.00	15	240001-13000	15	280214	Y	
			15	024000	259,289.00	15	240001-13000	15	280307-10006	Y	
			15	024000	80,001.00	15	240001-13000	15	280307-10004	Y	
			15	024000	68,300.00	15	240001-13000	15	280111	Y	
			15	024000	21,000.00	15	240001-13000	15	280110-00000	Y	
			15	024000	432,079.00	15	240001-13000	15	280102	Y	
			15	024000	240,637.00	15	240001-13000	15	280101-00000	Y	
			15	024000	80,000.00	15	240001-13000	15	280116	Y	
			15	024000	3,403,756.00	15	240001-13000	15	280115	Y	
		** Increase in Fund Balance **			14,009,080.00						
15	028200	DESIGNATED TUITION-ACADEMIC SUPPORT									
			15	024000	99,188.00	15	240001-13000	15	282608	Y	
			15	024000	1,244.00	15	240001-13000	15	282634	Y	
			15	024000	5,789.00	15	240001-13000	15	282636	Y	
			15	024000	105,122.00	15	240001-13000	15	282633-20000	Y	
			15	024000	43,018.00	15	240001-13000	15	282609-10000	Y	
			15	024000	174,077.00	15	240001-13000	15	283621	Y	
			15	024000	130,743.00	15	240001-13000	15	282633-10000	Y	
			15	024000	104,364.00	15	240001-13000	15	282625-10000	Y	
			15	024000	72,000.00	15	240001-13000	15	282625-00000	Y	
			15	024000	2,287,505.00	15	240001-13000	15	282624-00000	Y	
			15	024000	2,460,075.00	15	240001-13000	15	282622	Y	
			15	024000	16,500.00	15	240001-13000	15	282632-00000	Y	
			15	024000	10,000.00	15	240001-13000	15	282628-00000	Y	
			15	024000	72,091.00	15	240001-13000	15	282620-00000	Y	
			15	024000	20,000.00	15	240001-13000	15	282657	Y	
			15	024000	303,000.00	15	240001-13000	15	282656-00000	Y	
			15	024000	33,867.00	15	240001-13000	15	282615	Y	
			15	024000	18,461.00	15	240001-13000	15	282614	Y	
			15	024000	191,464.00	15	240001-13000	15	282613-00000	Y	
			15	024000	30,614.00	15	240001-13000	15	282609-20000	Y	
			15	024000	154,368.00	15	240001-13000	15	282619	Y	
			15	024000	46,318.00	15	240001-13000	15	282618	Y	
		** Increase in Fund Balance **			6,379,808.00						
15	028264	ASSISTANTSHIPS: DOCTORAL & MASTERS									
			15	024000	20,000.00	15	240001-13000	15	282643-50000	Y	
			15	024000	37,800.00	15	240001-13000	15	282643-40000	Y	
			15	024000	127,800.00	15	240001-13000	15	282643-20000	Y	
			15	024000	77,200.00	15	240001-13000	15	282643-30000	Y	
			15	024000	90,000.00	15	240001-13000	15	282643-10000	Y	
			15	024000	2,200.00	15	240001-13000	15	282643-00000	Y	
		** Increase in Fund Balance **			355,000.00						

Printed on a Xerox 9700 Laser Printing System at the Computing Services Center / Texas A&M University

Form: URGB01 (02/05/85)

CC	Account	Transaction Description	- Offset - CC	Account	Amount	-------- Actual Entry --------- ---- From ----- CC	Account	----- To ------ CC	Account	Feed	Mand
15	028295	DESIGNATED TUITION- RESERVE FOR GT									
			15	024000	396,026.00	15	240001-13000	15	282950	Y	
		** Increase in Fund Balance **			396,026.00						
15	028300	DESIGNATED TUITION-STUDENT SERVICES									
			15	024000	367,900.00	15	240001-13000	15	283601	Y	
			15	024000	33,081.00	15	240001-13000	15	283620	Y	
			15	024000	86,161.00	15	240001-13000	15	283610	Y	
			15	024000	50,000.00	15	240001-13000	15	283609	Y	
			15	024000	20,000.00	15	240001-13000	15	283605	Y	
			15	024000	137,289.00	15	240001-13000	15	283603	Y	
			15	024000	12,646.00	15	240001-13000	15	283616	Y	
			15	024000	28,653.00	15	240001-13000	15	283615	Y	
			15	024000	82,757.00	15	240001-13000	15	283602	Y	
		** Increase in Fund Balance **			818,487.00						
15	028400	DESIGNATED TUITION-INSTITUTIONAL									
			15	024000	16,461.00	15	240001-13000	15	284523	Y	
			15	024000	127,901.00	15	240001-13000	15	284555-00000	Y	
			15	024000	15,000.00	15	240001-13000	15	284543	Y	
			15	024000	36,602.00	15	240001-13000	15	284542	Y	
			15	024000	85,482.00	15	240001-13000	15	284541	Y	
			15	024000	24,772.00	15	240001-13000	15	284539	Y	
			15	024000	106,881.00	15	240001-13000	15	284554	Y	
			15	024000	17,500.00	15	240001-13000	15	284545	Y	
			15	024000	4,060.00	15	240001-13000	15	284518-60000	Y	
			15	024000	50,000.00	15	240001-13000	15	284609	Y	
			15	024000	234,324.00	15	240001-13000	15	284606	Y	
			15	024000	12,024.00	15	240001-13000	15	284605	Y	
			15	024000	100,000.00	15	240001-13000	15	284603-00000	Y	
			15	024000	12,500.00	15	240001-13000	15	284597	Y	
			15	024000	362,998.00	15	240001-13000	15	284608	Y	
			15	024000	37,056.00	15	240001-13000	15	284607	Y	
			15	024000	1,500.00	15	240001-13000	15	284518-20000	Y	
			15	024000	16,500.00	15	240001-13000	15	284860	Y	
			15	024000	72,000.00	15	240001-13000	15	284740	Y	
			15	024000	40,000.00	15	240001-13000	15	284720	Y	
			15	024000	45,000.00	15	240001-13000	15	284640	Y	
			15	024000	17,847.00	15	240001-13000	15	284610	Y	
			15	024000	10,000.00	15	240001-13000	15	284830	Y	
			15	024000	10,000.00	15	240001-13000	15	284810	Y	
			15	024000	35,360.00	15	240001-13000	15	284518-10000	Y	
			15	024000	11,370.00	15	240001-13000	15	284596	Y	
			15	024000	26,897.00	15	240001-13000	15	284592	Y	
			15	024000	114,491.00	15	240001-13000	15	284591-00000	Y	
			15	024000	1,955,000.00	15	240001-13000	15	284590	Y	
			15	024000	20,177.00	15	240001-13000	15	284586	Y	

Printed on a Xerox 9700 Laser Printing System at the Computing Services Center / Texas A&M University

Form: URGB01 (02/05/85)

CC	Account	Transaction Description	- Offset - CC	Account	Amount	Actual Entry ---- From ----- CC	Account	----- To ------ CC	Account	Feed	Mand
15	028400	DESIGNATED TUITION-INSTITUTIONAL									
			15	024000	15,468.00	15	240001-13000	15	284595	Y	
			15	024000	11,370.00	15	240001-13000	15	284593	Y	
			15	024000	19,261.00	15	240001-13000	15	284517	Y	
			15	024000	310,209.00	15	240001-13000	15	284583	Y	
			15	024000	7,000.00	15	240001-13000	15	284573	Y	
			15	024000	129,170.00	15	240001-13000	15	284568	Y	
			15	024000	15,851.00	15	240001-13000	15	284566	Y	
			15	024000	20,078.00	15	240001-13000	15	284564	Y	
			15	024000	10,258.00	15	240001-13000	15	284581	Y	
			15	024000	60,000.00	15	240001-13000	15	284574	Y	
			15	024000	47,500.00	15	240001-13000	15	284520	Y	
			15	024000	27,500.00	15	240001-13000	15	284518-70000	Y	
			15	024000	14,604.00	15	240001-13000	15	284516	Y	
			15	024000	41,358.00	15	240001-13000	15	284510	Y	
			15	024000	14,434.00	15	240001-13000	15	284509	Y	
			15	024000	26,729.00	15	240001-13000	15	284508	Y	
			15	024000	60,000.00	15	240001-13000	15	284507	Y	
			15	024000	63,264.00	15	240001-13000	15	284515	Y	
			15	024000	846,000.00	15	240001-13000	15	284514	Y	
			15	024000	765,114.00	15	240001-13000	15	284506-00000	Y	
			15	024000	390,789.00	15	240001-13000	15	284532	Y	
			15	024000	24,100.00	15	240001-13000	15	284529	Y	
			15	024000	118,215.00	15	240001-13000	15	284528	Y	
			15	024000	109,629.00	15	240001-13000	15	284527	Y	
			15	024000	70,477.00	15	240001-13000	15	284525	Y	
			15	024000	7,974.00	15	240001-13000	15	284531	Y	
			15	024000	161,718.00	15	240001-13000	15	284530	Y	
			15	024000	13,351.00	15	240001-13000	15	284505	Y	
			15	024000	63,674.00	15	240001-13000	15	284504-00000	Y	
			15	024000	171,885.00	15	240001-13000	15	284503	Y	
			15	024000	177,460.00	15	240001-13000	15	284501	Y	
			15	024000	34,324.00	15	240001-13000	15	284500	Y	
			15	029999	100,000.00	15	299999	15	284521	Y	
			15	029999	25,000.00	15	299999	15	284640	Y	
			15	029999	700,496.00	15	299999	15	284537	Y	
		** Increase in Fund Balance **			8,293,963.00						
15	028500	DESIGNATED TUITION-PLANT									
			15	024000	67,440.00	15	240001-13000	15	285527	Y	
			15	024000	4,208.00	15	240001-13000	15	285545	Y	
			15	024000	6,659.00	15	240001-13000	15	285565	Y	
			15	024000	53,699.00	15	240001-13000	15	285555	Y	
			15	024000	1,332.00	15	240001-13000	15	285540	Y	
			15	024000	83,213.00	15	240001-13000	15	285530	Y	
			15	024000	69,000.00	15	240001-13000	15	285528	Y	
			15	024000	75,747.00	15	240001-13000	15	285523	Y	

Printed on a Xerox 9700 Laser Printing System at the Computing Services Center / Texas A&M University

Form: URGB01 (02/05/85)

CC	Account	Transaction Description	- Offset - CC	Account	Amount	-------- Actual Entry --------- ---- From ----- CC	Account	----- To ------ CC	Account	Feed	Mand
15	028500	DESIGNATED TUITION-PLANT									
			15	024000	49,957.00	15	240001-13000	15	285509	Y	
			15	024000	25,000.00	15	240001-13000	15	285503	Y	
			15	024000	8,447.00	15	240001-13000	15	285502	Y	
			15	024000	17,900.00	15	240001-13000	15	285525	Y	
			15	024000	4,000.00	15	240001-13000	15	285524	Y	
		** Increase in Fund Balance **			466,602.00						
15	028600	DESIGNATED TUITION-SCHOLARSHIP									
			15	024000	160,000.00	15	240001-13000	15	286601	Y	
		** Increase in Fund Balance **			160,000.00						
15	028999	DESIG. TUITION - FOR BUDGETS									
			15	024000	3,122,950.00	15	240001-13000	15	289990-00035	Y	
			15	024000	180,000.00	15	240001-13000	15	289990-00020	Y	
			15	024000	174,413.00	15	240001-13000	15	289990-00015	Y	
			15	024000	1,446,065.00	15	240001-13000	15	289990-00010	Y	
			15	024000	216,798.00	15	240001-13000	15	289990-00000	Y	
			15	024000	237,000.00	15	240001-13000	15	289990-00030	Y	
			15	024000	236,650.00	15	240001-13000	15	289990-00025	Y	
		** Increase in Fund Balance **			5,613,876.00						
15	029008	TPEG-RESIDENT									
			15	011180	215,020.00	15	011180	15	290085	Y	
			15	011180	1,777,860.00	15	011180	15	290080	Y	
			15	029009	21,502.00-	15	290085	15	290099	Y	
			15	029009	177,786.00-	15	290080	15	290099	Y	
		** Increase in Fund Balance **			1,793,592.00						
15	029009	TPEG-NON RESIDENT									
			15	011180	43,601.00	15	011180	15	290095	Y	
			15	011180	84,965.00	15	011180	15	290090	Y	
			15	029008	21,502.00	15	290085	15	290099	Y	
			15	029008	177,786.00	15	290080	15	290099	Y	
		** Increase in Fund Balance **			327,854.00						
15	029020	TUITION SET ASIDE (15%)-RES UNDERGR									
			15	024000	400,072.00	15	240001-13000	15	290211	Y	
			15	024000	111,500.00	15	240001-13000	15	290213	Y	
			15	024000	12,000.00	15	240001-13000	15	290210-60100	Y	
			15	024000	481,920.00	15	240001-13000	15	290210-10000	Y	
			15	024000	840,000.00	15	240001-13000	15	290200	Y	
		** Increase in Fund Balance **			1,845,492.00						
15	029030	TUITION SET ASIDE (15%)-RES GRADUAT									
			15	024000	81,930.00	15	240001-13000	15	290311	Y	
			15	024000	351,286.00	15	240001-13000	15	290300	Y	

Printed on a Xerox 9700 Laser Printing System at the Computing Services Center / Texas A&M University

Form: URGB01 (02/05/85)

CC	Account	Transaction Description	- Offset - CC	Account	Amount	-------- Actual Entry --------- ---- From ----- CC	Account	----- To ------ CC	Account	Feed	Mand
15	029030	TUITION SET ASIDE (15%)-RES GRADUAT									
			15	024033	92,001.00	15	240330	15	290300	Y	
			15	024034	82,896.00	15	240340	15	290300	Y	
		** Increase in Fund Balance **			608,113.00						
15	029041	PRESIDENTIAL SCHOLAR									
			15	024000	368,000.00	15	240001-13000	15	290410	Y	
		** Increase in Fund Balance **			368,000.00						
15	029042	ACHIEVER SCHOLAR									
			15	024000	201,000.00	15	240001-13000	15	290420	Y	
		** Increase in Fund Balance **			201,000.00						
15	029043	ISLANDER SCHOLAR									
			15	024000	350,102.00	15	240001-13000	15	290430	Y	
		** Increase in Fund Balance **			350,102.00						
15	029044	IMPACT SCHOLAR									
			15	024000	190,000.00	15	240001-13000	15	290440	Y	
		** Increase in Fund Balance **			190,000.00						
15	029045	TRANSFER SCHOLAR									
			15	024000	120,000.00	15	240001-13000	15	290450	Y	
		** Increase in Fund Balance **			120,000.00						
15	029999	INTEREST INCOME-DESIGNATED									
			15	024001	2,500.00-	15	299999	15	240011	Y	
			15	024002	2,500.00-	15	299999	15	240021	Y	
			15	024005	25,000.00-	15	299999	15	240051	Y	
			15	024007	2,500.00-	15	299999	15	240071	Y	
			15	024532	159,105.00-	15	299999	15	245320	Y	
			15	028400	25,000.00-	15	299999	15	284640	Y	
			15	028400	700,496.00-	15	299999	15	284537	Y	
			15	028400	100,000.00-	15	299999	15	284521	Y	
			15	035000	147,410.00-	15	299999	15	351000-10000	Y	
		** Decrease in Fund Balance **			1,164,511.00-						
15	030003	REC SPTS RESERVE FOR DEFERRED MAINT									
			15	030006	40,000.00	15	300061	15	300030	Y	
		** Increase in Fund Balance **			40,000.00						
15	030006	RECREATION SPORTS									
			15	030003	40,000.00-	15	300061	15	300030	Y	
			15	030011	70,000.00-	15	300061	15	300110	Y	
		RFS - REC SPORTS FIELDS ENHANC	01	088830	54,000.00-	15	030006	01	088830	N	Y
		RFS - WELLNESS CENTER	01	088830	205,726.00-	15	030006	01	088830	N	Y
		RFS - WELLNESS CENTER	01	088830	745,726.00-	15	030006	01	088830	N	Y
		** Decrease in Fund Balance **			1,115,452.00-						

Printed on a Xerox 9700 Laser Printing System at the Computing Services Center / Texas A&M University

Form: URGB01 (02/05/85)

CC	Account	Transaction Description	- Offset - CC	Account	Amount	Actual Entry From CC	Account	To CC	Account	Feed	Mand
15	030010	STUDENT SERVICE FEES									
			15	030020	187,494.00-	15	300100	15	300200	Y	
			15	030030	977,970.00-	15	300100	15	300300	Y	
			15	030031	21,000.00-	15	300100	15	300310	Y	
			15	030040	671,665.00-	15	300100	15	300400	Y	
			15	030050	626,640.00-	15	300100	15	300500	Y	
			15	030051	82,000.00-	15	300100	15	300510	Y	
			15	030060	62,010.00-	15	300100	15	300600	Y	
			15	030060	467,543.00-	15	300100	15	300601	Y	
			15	030065	23,531.00-	15	300100	15	300651	Y	
			15	030065	207,650.00-	15	300100	15	300650	Y	
			15	030070	541,778.00-	15	300100	15	300700	Y	
			15	030090	52,365.00-	15	300100	15	300900	Y	
			15	030100	39,775.00-	15	300100	15	301000	Y	
			15	030102	4,586.00-	15	300100	15	301020	Y	
			15	030103	14,250.00-	15	300100	15	301030	Y	
			15	030104	1,500.00-	15	300100	15	301040	Y	
			15	030106	5,750.00-	15	300100	15	301060	Y	
			15	030108	72,205.00-	15	300100	15	301080	Y	
			15	030110	50,055.00-	15	300100	15	301100	Y	
			15	030111	67,918.00-	15	300100	15	301110	Y	
			15	030112	628,333.00-	15	300100	15	301120	Y	
			15	030116	219,011.00-	15	300100	15	301160	Y	
			15	030117	70,589.00-	15	300100	15	301170	Y	
			15	030122	8,606.00-	15	300100	15	301220	Y	
			15	030123	11,000.00-	15	300100	15	301230	Y	
			15	030125	12,000.00-	15	300100	15	301250	Y	
			15	030127	73,689.00-	15	300100	15	301270	Y	
			15	030129	28,340.00-	15	300100	15	301290	Y	
			15	030131	25,000.00-	15	300100	15	301310	Y	
			15	030132	23,179.00-	15	300100	15	301320	Y	
			15	030134	13,750.00-	15	300100	15	301340	Y	
			15	030146	6,000.00-	15	300100	15	301460	Y	
			15	030157	5,100.00-	15	300100	15	301570	Y	
			15	030158	14,500.00-	15	300100	15	301580	Y	
			15	030159	21,405.00-	15	300100	15	301590	Y	
			15	030160	11,505.00-	15	300100	15	301600	Y	
			15	030162	33,330.00-	15	300100	15	301620	Y	
			15	030164	50,000.00-	15	300100	15	301640	Y	
			15	030165	13,693.00-	15	300100	15	301650	Y	
			15	032010	223,384.00-	15	300100	15	320103-00001	Y	
		Debt Service allocation to GL	15	032010	50,000.00-	15	030010	15	032010	Y	
		** Decrease in Fund Balance **			5,720,099.00-						
15	030011	RESERVE-EQUIPMENT REPLACEMENT									
			15	030006	70,000.00	15	300061	15	300110	Y	
		** Increase in Fund Balance **			70,000.00						

Printed on a Xerox 9700 Laser Printing System at the Computing Services Center / Texas A&M University

Form: URGB01 (02/05/85)

CC	Account	Transaction Description	- Offset - CC	Account	Amount	-------- Actual Entry --------- ---- From ----- CC	Account	----- To ------ CC	Account	Feed	Mand
15	030020	DEAN OF STUDENTS									
			15	030010	187,494.00	15	300100	15	300200	Y	
			15	030112	32,915.00	15	301120	15	300200	Y	
		** Increase in Fund Balance **			220,409.00						
15	030030	COUNSELING & STUDENT DEVELOPMENT									
			15	030010	977,970.00	15	300100	15	300300	Y	
			15	030112	53,713.00	15	301120	15	300300	Y	
		** Increase in Fund Balance **			1,031,683.00						
15	030031	UCC UTILITIES									
			15	030010	21,000.00	15	300100	15	300310	Y	
		** Increase in Fund Balance **			21,000.00						
15	030040	CAREER PLANNING & PLACEMENT									
			15	030010	671,665.00	15	300100	15	300400	Y	
			15	030112	33,235.00	15	301120	15	300400	Y	
		** Increase in Fund Balance **			704,900.00						
15	030050	SPECIAL POPULATIONS									
			15	030010	626,640.00	15	300100	15	300500	Y	
			15	030112	63,165.00	15	301120	15	300500	Y	
		** Increase in Fund Balance **			689,805.00						
15	030051	INTERPRETER SERVICES									
			15	030010	82,000.00	15	300100	15	300510	Y	
		** Increase in Fund Balance **			82,000.00						
15	030060	DEAN OF STUDENTS									
			15	030010	467,543.00	15	300100	15	300601	Y	
			15	030010	62,010.00	15	300100	15	300600	Y	
		** Increase in Fund Balance **			529,553.00						
15	030065	ASSOCIATE DEAN OF STUDENTS									
			15	030010	207,650.00	15	300100	15	300650	Y	
			15	030010	23,531.00	15	300100	15	300651	Y	
			15	030112	7,820.00	15	301120	15	300650	Y	
		** Increase in Fund Balance **			239,001.00						
15	030070	STUDENT ACTIVITIES									
			15	030010	541,778.00	15	300100	15	300700	Y	
			15	030112	81,800.00	15	301120	15	300700	Y	
		** Increase in Fund Balance **			623,578.00						
15	030090	STUDENT GOVERNMENT									
			15	030010	52,365.00	15	300100	15	300900	Y	
		** Increase in Fund Balance **			52,365.00						

Printed on a Xerox 9700 Laser Printing System at the Computing Services Center / Texas A&M University

Form: URGB01 (02/05/85)

CC	Account	Transaction Description	- Offset - CC	Account	Amount	-------- Actual Entry --------- ---- From ----- CC	Account	----- To ------ CC	Account	Feed	Mand
15	030100	UCSO									
			15	030010	39,775.00	15	300100	15	301000	Y	
		** Increase in Fund Balance **			39,775.00						
15	030102	UNIVERSITY GALLERIES									
			15	030010	4,586.00	15	300100	15	301020	Y	
		** Increase in Fund Balance **			4,586.00						
15	030103	FINANCIAL ASSISTANCE									
			15	030010	14,250.00	15	300100	15	301030	Y	
		** Increase in Fund Balance **			14,250.00						
15	030104	STUDENT ADVISORY BOARD									
			15	030010	1,500.00	15	300100	15	301040	Y	
		** Increase in Fund Balance **			1,500.00						
15	030106	WARREN THEATRE									
			15	030010	5,750.00	15	300100	15	301060	Y	
		** Increase in Fund Balance **			5,750.00						
15	030108	CAMPUS ACTIVITY BOARD									
			15	030010	72,205.00	15	300100	15	301080	Y	
		** Increase in Fund Balance **			72,205.00						
15	030110	MULTICULTURAL PROGRAMMING									
			15	030010	50,055.00	15	300100	15	301100	Y	
		** Increase in Fund Balance **			50,055.00						
15	030111	UNIVERSITY HOUSING									
			15	030010	67,918.00	15	300100	15	301110	Y	
			15	030149	126,658.00	15	301490	15	301110	Y	
		** Increase in Fund Balance **			194,576.00						
15	030112	STUDENT SRVC UNALLOC RESERVE									
			15	030010	628,333.00	15	300100	15	301120	Y	
			15	030020	32,915.00-	15	301120	15	300200	Y	
			15	030030	53,713.00-	15	301120	15	300300	Y	
			15	030040	33,235.00-	15	301120	15	300400	Y	
			15	030050	63,165.00-	15	301120	15	300500	Y	
			15	030065	7,820.00-	15	301120	15	300650	Y	
			15	030070	81,800.00-	15	301120	15	300700	Y	
			15	030127	24,244.00-	15	301120	15	301270	Y	
			15	030157	20,050.00-	15	301120	15	301570	Y	
			15	030160	20,200.00-	15	301120	15	301600	Y	
		** Increase in Fund Balance **			291,191.00						
15	030116	CENTER FOR ACADEMIC STUDENT ACHEIVE									
			15	030010	219,011.00	15	300100	15	301160	Y	
		** Increase in Fund Balance **			219,011.00						

Printed on a Xerox 9700 Laser Printing System at the Computing Services Center / Texas A&M University

Form: URGB01 (02/05/85)

CC	Account	Transaction Description	- Offset - CC	Account	Amount	-------- Actual Entry --------- ---- From ----- CC	Account	----- To ------ CC	Account	Feed	Mand
15	030117	INTERNATIONAL STUDENT SERVICES									
			15	030010	70,589.00	15	300100	15	301170	Y	
		** Increase in Fund Balance **			70,589.00						
15	030122	ASSOCIATE DEAN OF STUDENTS-DEGAISH									
			15	030010	8,606.00	15	300100	15	301220	Y	
		** Increase in Fund Balance **			8,606.00						
15	030123	W. O. W.									
			15	030010	11,000.00	15	300100	15	301230	Y	
		** Increase in Fund Balance **			11,000.00						
15	030125	HOMECOMING									
			15	030010	12,000.00	15	300100	15	301250	Y	
		** Increase in Fund Balance **			12,000.00						
15	030127	PREVENTION PROGRAMS									
			15	030010	73,689.00	15	300100	15	301270	Y	
			15	030112	24,244.00	15	301120	15	301270	Y	
		** Increase in Fund Balance **			97,933.00						
15	030129	STUDENT VOLUNTEER CONNECTION									
			15	030010	28,340.00	15	300100	15	301290	Y	
		** Increase in Fund Balance **			28,340.00						
15	030131	ALOHA DAYS									
			15	030010	25,000.00	15	300100	15	301310	Y	
		** Increase in Fund Balance **			25,000.00						
15	030132	GREEK LIFE									
			15	030010	23,179.00	15	300100	15	301320	Y	
		** Increase in Fund Balance **			23,179.00						
15	030134	UCSA LEADS									
			15	030010	13,750.00	15	300100	15	301340	Y	
		** Increase in Fund Balance **			13,750.00						
15	030146	PRESIDENT'S AMBASSADORS									
			15	030010	6,000.00	15	300100	15	301460	Y	
		** Increase in Fund Balance **			6,000.00						
15	030149	ACC-HOUSING SERVICES									
			15	030111	126,658.00-	15	301490	15	301110	Y	
			15	032008	125,000.00	15	320081	15	301490	Y	
			15	033000	140,000.00-	15	301490	15	033000	Y	
		TEMPORARY	15	035000	258,400.00-	15	301490	15	351000-10000	Y	
		** Decrease in Fund Balance **			400,058.00-						

Printed on a Xerox 9700 Laser Printing System at the Computing Services Center / Texas A&M University

Form: URGB01 (02/05/85)

CC	Account	Transaction Description	- Offset - CC	Offset - Account	Amount	Actual Entry From CC	Actual Entry From Account	Actual Entry To CC	Actual Entry To Account	Feed	Mand
15	030157	STRATEGIC ENGAGEMENT									
			15	030010	5,100.00	15	300100	15	301570	Y	
			15	030112	20,050.00	15	301120	15	301570	Y	
		** Increase in Fund Balance **			25,150.00						
15	030158	UCSA SPECIAL EVENTS									
			15	030010	14,500.00	15	300100	15	301580	Y	
			15	032010	7,000.00	15	320103-00001	15	301580	Y	
		** Increase in Fund Balance **			21,500.00						
15	030159	UCSA PUBLICITY									
			15	030010	21,405.00	15	300100	15	301590	Y	
		** Increase in Fund Balance **			21,405.00						
15	030160	INCLUSION									
			15	030010	11,505.00	15	300100	15	301600	Y	
			15	030112	20,200.00	15	301120	15	301600	Y	
		** Increase in Fund Balance **			31,705.00						
15	030162	ISLAND WAVES									
			15	030010	33,330.00	15	300100	15	301620	Y	
		** Increase in Fund Balance **			33,330.00						
15	030164	FOUNDERS DAY/LECTURE SERIES									
			15	030010	50,000.00	15	300100	15	301640	Y	
		** Increase in Fund Balance **			50,000.00						
15	030165	ITEAM									
			15	030010	13,693.00	15	300100	15	301650	Y	
		** Increase in Fund Balance **			13,693.00						
15	030166	RESIDENT LIFE - CONTINGENCIES									
			15	024520	117,000.00	15	245201	15	301660	Y	
		** Increase in Fund Balance **			117,000.00						
15	030700	UNIVERSITY SERVICE FEE (USF) SANDD									
			15	020701	71,277.00	15	207001	15	307001	Y	
		** Increase in Fund Balance **			71,277.00						
15	030909	AUXILIARY FUNDS EXEMPTIONS									
			15	040909	4,062,783.00	15	409099	15	309099	Y	
		** Increase in Fund Balance **			4,062,783.00						
15	032002	VENDING MACHINES									
			15	032004	5,000.00-	15	320021	15	320041	Y	
			15	032007	8,000.00-	15	320021	15	320070	Y	
			15	032012	35,000.00-	15	320021	15	320121	Y	

Printed on a Xerox 9700 Laser Printing System at the Computing Services Center / Texas A&M University

Form: URGB01 (02/05/85)

CC	Account	Transaction Description	- Offset - CC	Account	Amount	-------- Actual Entry --------- ---- From ----- CC	Account	----- To ------ CC	Account	Feed	Mand
15	032002	VENDING MACHINES									
			15	033000	66,000.00-	15	320021	15	033000	Y	
			15	035000	26,000.00-	15	320021	15	351000-10000	Y	
			15	042089	47,000.00-	15	320021	15	420890	Y	
		** Decrease in Fund Balance **			187,000.00-						
15	032003	LICENSING									
			15	033000	14,000.00-	15	320031	15	033000	Y	
			15	035000	20,000.00-	15	320031	15	351000-10000	Y	
		** Decrease in Fund Balance **			34,000.00-						
15	032004	FOOD SERVICE COMMISSIONS									
			15	027005	5,000.00	15	270051	15	320041	Y	
			15	032002	5,000.00	15	320021	15	320041	Y	
			15	032007	5,000.00	15	320070	15	320041	Y	
			15	032007	17,000.00-	15	320041	15	320070	Y	
			15	032012	50,000.00-	15	320041	15	320121	Y	
			15	032012	5,000.00	15	320121	15	320041	Y	
			15	032016	5,000.00	15	320160	15	320041	Y	
			15	033000	25,100.00-	15	320041	15	033000	Y	
			15	042089	5,000.00-	15	320041	15	420890	Y	
		RFS UNIVERSITY EXPANSION CTR	01	088830	40,475.00-	15	032004	01	088830	N	Y
		RFS - DINING HALL	01	088830	95,175.00-	15	032004	01	088830	N	Y
		RFS - DINING HALL	01	088830	301,500.00-	15	032004	01	088830	N	Y
		RFS - DINING HALL	01	088830	92,675.00-	15	032004	01	088830	N	Y
		RFS - DINING HALL	01	088830	12,988.00-	15	032004	01	088830	N	Y
		RFS - DINING HALL	01	088830	36,500.00-	15	032004	01	088830	N	Y
		** Decrease in Fund Balance **			651,413.00-						
15	032007	SANDDOLLARS BNR RECEIVABLE									
			15	032002	8,000.00	15	320021	15	320070	Y	
			15	032004	17,000.00	15	320041	15	320070	Y	
			15	032004	5,000.00-	15	320070	15	320041	Y	
			15	032009	5,000.00	15	320091	15	320070	Y	
			15	032012	7,500.00-	15	320070	15	320121	Y	
			15	033000	1,000.00-	15	320070	15	033000	Y	
			15	042089	5,000.00-	15	320070	15	420890	Y	
		** Increase in Fund Balance **			11,500.00						
15	032008	MIRAMAR APTS									
			15	030149	125,000.00-	15	320081	15	301490	Y	
		** Decrease in Fund Balance **			125,000.00-						
15	032009	BOOKSTORE CONTRACT COMMISSION									
			15	021103	5,000.00-	15	320091	15	211030	Y	
			15	032007	5,000.00-	15	320091	15	320070	Y	
			15	032012	375,000.00-	15	320091	15	320121	Y	

Printed on a Xerox 9700 Laser Printing System at the Computing Services Center / Texas A&M University

Form: URGB01 (02/05/85)

CC	Account	Transaction Description	- Offset - CC	Account	Amount	-------- Actual Entry --------- ---- From ----- CC	Account	----- To ------ CC	Account	Feed	Mand
15	032009	BOOKSTORE CONTRACT COMMISSION									
			15	032020	2,090.00-	15	320091	15	320200	Y	
			15	033000	38,400.00-	15	320091	15	033000	Y	
			15	042089	10,000.00-	15	320091	15	420890	Y	
		RFS UNIVERSITY EXPANSION CTR	01	088830	12,988.00-	15	032009	01	088830	N	Y
		RFS UNIVERSITY EXPANSION CTR	01	088830	95,475.00-	15	032009	01	088830	N	Y
		** Decrease in Fund Balance **			543,953.00-						
15	032010	STUDENT CENTER COMPLEX FEE									
		Debt Service allocation to GL	15	030010	50,000.00	15	030010	15	032010	Y	
			15	030010	223,384.00	15	300100	15	320103-00001	Y	
			15	030158	7,000.00-	15	320103-00001	15	301580	Y	
		RFS - UNIVERSITY EXPANSION CTR	01	088830	7,959.00-	15	032010	01	088830	N	Y
		RFS - UNIVERSITY EXPANSION CTR	01	088830	578,275.00-	15	032010	01	088830	N	Y
		RFS - UNIVERSITY EXPANSION CTR	01	088830	243,275.00-	15	032010	01	088830	N	Y
		RFS UNIVERSITY CENTER	01	088830	316,264.00-	15	032010	01	088830	N	Y
		RFS - UNIVERSITY EXPANSION CTR	01	088830	70,000.00-	15	032010	01	088830	N	Y
		RFS - UNIVERSITY EXPANSION CTR	01	088830	77,959.00-	15	032010	01	088830	N	Y
		RFS UNIVERSITY CENTER	01	088830	42,364.00-	15	032010	01	088830	N	Y
		** Decrease in Fund Balance **			1,069,712.00-						
15	032012	UNIVERSITY SERVICES									
			15	027003	5,000.00	15	270032	15	320121	Y	
			15	027005	5,000.00	15	270051	15	320121	Y	
			15	032002	35,000.00	15	320021	15	320121	Y	
			15	032004	50,000.00	15	320041	15	320121	Y	
			15	032004	5,000.00-	15	320121	15	320041	Y	
			15	032007	7,500.00	15	320070	15	320121	Y	
			15	032009	375,000.00	15	320091	15	320121	Y	
			15	032015	5,000.00	15	320150-20000	15	320121	Y	
			15	032016	5,000.00	15	320160	15	320121	Y	
			15	042089	41,340.00-	15	320121	15	420890	Y	
		** Increase in Fund Balance **			441,160.00						
15	032015	PRINTING SERVICES									
			15	032012	5,000.00-	15	320150-20000	15	320121	Y	
		** Decrease in Fund Balance **			5,000.00-						
15	032016	SANDPAPER (PRINTERS)									
			15	032004	5,000.00-	15	320160	15	320041	Y	
			15	032012	5,000.00-	15	320160	15	320121	Y	
			15	042089	5,000.00-	15	320160	15	420890	Y	
		** Decrease in Fund Balance **			15,000.00-						
15	032017	OFFICE SUPPLIES COMMISSION									
			15	042089	20,000.00-	15	320170	15	420890	Y	
		** Decrease in Fund Balance **			20,000.00-						

Printed on a Xerox 9700 Laser Printing System at the Computing Services Center / Texas A&M University

Form: URGB01 (02/05/85)

CC	Account	Transaction Description	- Offset - CC	Account	Amount	-------- Actual Entry --------- ---- From ----- CC	Account	----- To ------ CC	Account	Feed	Mand
15	032020	BUDGET									
			15	032009	2,090.00	15	320091	15	320200	Y	
			15	033000	24,335.00	15	033000	15	320200	Y	
		** Increase in Fund Balance **			26,425.00						
15	032022	BOOKS ON RESERVE									
			15	042089	116,660.00-	15	320220	15	420890	Y	
		** Decrease in Fund Balance **			116,660.00-						
15	033000	AUXILIARY ALLOCATIONS									
			15	030149	140,000.00	15	301490	15	033000	Y	
			15	032002	66,000.00	15	320021	15	033000	Y	
			15	032003	14,000.00	15	320031	15	033000	Y	
			15	032004	25,100.00	15	320041	15	033000	Y	
			15	032007	1,000.00	15	320070	15	033000	Y	
			15	032009	38,400.00	15	320091	15	033000	Y	
			15	032020	24,335.00-	15	033000	15	320200	Y	
			15	034000	15,000.00	15	340001	15	033000	Y	
			15	034001	24,000.00	15	340011	15	033000	Y	
			15	034001	210,197.00	15	340011	15	033000	Y	
			15	034001	12,965.00	15	340011	15	033000	Y	
		** Increase in Fund Balance **			522,327.00						
15	034000	UNIVERSITY POLICE									
			15	033000	15,000.00-	15	340001	15	033000	Y	
		PARKING GARAGE	01	088830	349,900.00-	15	034000	01	088830	N	Y
		PARKING GARAGE	01	088830	427,963.00-	15	034000	01	088830	N	Y
		PARKING GARAGE	01	088830	22,963.00-	15	034000	01	088830	N	Y
		PARKING GARAGE	01	088830	340,000.00-	15	034000	01	088830	N	Y
		PARKING GARAGE	01	088830	9,900.00-	15	034000	01	088830	N	Y
		** Decrease in Fund Balance **			1,165,726.00-						
15	034001	INTEREST INCOME-AUXI NP									
			15	033000	24,000.00-	15	340011	15	033000	Y	
			15	033000	210,197.00-	15	340011	15	033000	Y	
			15	033000	12,965.00-	15	340011	15	033000	Y	
		** Decrease in Fund Balance **			247,162.00-						
15	035000	ATHLETICS									
			15	020701	155,000.00	15	207001	15	351000-10000	Y	
			15	020701	1,542,838.00	15	207001	15	351000-10000	Y	
			15	020701	185,269.00	15	207001	15	351000-20000	Y	
			15	020701	80,000.00	15	207001	15	351000-10000	Y	
			15	029999	147,410.00	15	299999	15	351000-10000	Y	
		TEMPORARY	15	030149	258,400.00	15	301490	15	351000-10000	Y	
			15	032002	26,000.00	15	320021	15	351000-10000	Y	
			15	032003	20,000.00	15	320031	15	351000-10000	Y	

Printed on a Xerox 9700 Laser Printing System at the Computing Services Center / Texas A&M University

Form: URGB01 (02/05/85)

CC	Account	Transaction Description	- Offset - CC	Account	Amount	-------- Actual Entry --------- ---- From ----- CC	Account	----- To ------ CC	Account	Feed	Mand
15	035000	ATHLETICS									
			15	035072	7,500.00-	15	351000-10000	15	350720-40011	Y	
			15	035078	7,500.00-	15	351000-10000	15	350780-40008	Y	
			15	035120	12,000.00-	15	351000-10000	15	351200-40007	Y	
			15	035120	7,000.00-	15	351000-10000	15	351200-40009	Y	
			15	035120	12,000.00-	15	351000-10000	15	351200-40011	Y	
			15	035120	4,000.00-	15	351000-10000	15	351200-40012	Y	
			15	035120	12,000.00-	15	351000-10000	15	351200-40008	Y	
			15	035120	7,000.00-	15	351000-10000	15	351200-40010	Y	
			15	035120	90,000.00-	15	351000-10000	15	351200-40004	Y	
			15	035120	80,000.00-	15	351000-10000	15	351200-40005	Y	
			15	035120	5,100.00-	15	351000-10000	15	351200-40002	Y	
			15	035120	5,100.00-	15	351000-10000	15	351200-40001	Y	
			15	035120	12,000.00-	15	351000-10000	15	351200-40006	Y	
			15	035120	5,000.00-	15	351000-10000	15	351200-40003	Y	
			15	035130	12,000.00-	15	351000-10000	15	351300-40002	Y	
			15	035130	41,270.00-	15	351000-10000	15	351300-40010	Y	
			15	035130	32,200.00-	15	351000-10000	15	351300-40007	Y	
			15	035130	15,700.00-	15	351000-10000	15	351300-40008	Y	
			15	035130	60,250.00-	15	351000-10000	15	351300-40005	Y	
			15	035130	85,000.00-	15	351000-10000	15	351300-40004	Y	
			15	035130	41,270.00-	15	351000-10000	15	351300-40009	Y	
			15	035130	66,159.00-	15	351000-10000	15	351300-40006	Y	
			15	035130	12,000.00-	15	351000-10000	15	351300-40001	Y	
			15	035130	62,738.00-	15	351000-10000	15	351300-40011	Y	
			15	065300	16,000.00	15	653000	15	351100-80002	Y	
		RFS-MOMENTUM SPORTS	01	088830	245,000.00-	15	035000	01	088830	N	Y
		RFS-MOMENTUM SPORTS	01	088830	78,557.00-	15	035000	01	088830	N	Y
		CP=CHAPMAN FIELD	01	088830	238,500.00-	15	035000	01	088830	N	Y
		RFS-MOMENTUM SPORTS	01	088830	30,000.00-	15	035000	01	088830	N	Y
		RFS-MOMENTUM SPORTS	01	088830	75,757.00-	15	035000	01	088830	N	Y
		** Increase in Fund Balance **			1,068,316.00						
15	035072	SOUTHLAND TOURNAMENT - SOCCER									
			15	035000	7,500.00	15	351000-10000	15	350720-40011	Y	
		** Increase in Fund Balance **			7,500.00						
15	035078	SOUTHLAND VOLLEYBALL									
			15	035000	7,500.00	15	351000-10000	15	350780-40008	Y	
		** Increase in Fund Balance **			7,500.00						
15	035120	RECRUITING									
			15	035000	5,100.00	15	351000-10000	15	351200-40002	Y	
			15	035000	7,000.00	15	351000-10000	15	351200-40009	Y	
			15	035000	12,000.00	15	351000-10000	15	351200-40011	Y	
			15	035000	4,000.00	15	351000-10000	15	351200-40012	Y	
			15	035000	12,000.00	15	351000-10000	15	351200-40008	Y	

Printed on a Xerox 9700 Laser Printing System at the Computing Services Center / Texas A&M University

Form: URGB01 (02/05/85)

CC	Account	Transaction Description	- Offset - CC	Account	Amount	-------- Actual Entry --------- ---- From ----- CC	Account	----- To ------ CC	Account	Feed	Mand
15	035120	RECRUITING									
			15	035000	7,000.00	15	351000-10000	15	351200-40010	Y	
			15	035000	12,000.00	15	351000-10000	15	351200-40007	Y	
			15	035000	90,000.00	15	351000-10000	15	351200-40004	Y	
			15	035000	80,000.00	15	351000-10000	15	351200-40005	Y	
			15	035000	5,100.00	15	351000-10000	15	351200-40001	Y	
			15	035000	12,000.00	15	351000-10000	15	351200-40006	Y	
			15	035000	5,000.00	15	351000-10000	15	351200-40003	Y	
		** Increase in Fund Balance **			251,200.00						
15	035130	FACILITIES									
			15	035000	12,000.00	15	351000-10000	15	351300-40001	Y	
			15	035000	12,000.00	15	351000-10000	15	351300-40002	Y	
			15	035000	41,270.00	15	351000-10000	15	351300-40010	Y	
			15	035000	62,738.00	15	351000-10000	15	351300-40011	Y	
			15	035000	32,200.00	15	351000-10000	15	351300-40007	Y	
			15	035000	15,700.00	15	351000-10000	15	351300-40008	Y	
			15	035000	60,250.00	15	351000-10000	15	351300-40005	Y	
			15	035000	85,000.00	15	351000-10000	15	351300-40004	Y	
			15	035000	41,270.00	15	351000-10000	15	351300-40009	Y	
			15	035000	66,159.00	15	351000-10000	15	351300-40006	Y	
		** Increase in Fund Balance **			428,587.00						
15	040909	TUITION DISCOUNTING DUMMY CONTRA EX									
			15	010110	1,560,017.00-	15	409099	15	111499	Y	
			15	010110	4,119,337.00-	15	409099	15	101499	Y	
			15	020909	15,248,966.00-	15	409099	15	209099	Y	
			15	030909	4,062,783.00-	15	409099	15	309099	Y	
		** Decrease in Fund Balance **			24,991,103.00-						
15	042015	FINE ARTS SCHOLARSHIP									
			15	020701	89,250.00	15	207001	15	420150	Y	
			15	020701	25,200.00	15	207001	15	420152	Y	
			15	020701	68,000.00	15	207001	15	420151	Y	
		** Increase in Fund Balance **			182,450.00						
15	042017	PRESIDENTIAL SCHOLARS SCHOLARSHIPS									
			15	020701	109,050.00	15	207001	15	420170-00000	Y	
		** Increase in Fund Balance **			109,050.00						
15	042018	ROTC SCHOLARSHIP									
			15	020701	30,000.00	15	207001	15	420180	Y	
		** Increase in Fund Balance **			30,000.00						
15	042030	INTERNATIONAL PROGRAM SCHOLARSHIP									
			15	020701	171,825.00	15	207001	15	420300	Y	
		** Increase in Fund Balance **			171,825.00						

Printed on a Xerox 9700 Laser Printing System at the Computing Services Center / Texas A&M University

Form: URGB01 (02/05/85)

CC	Account	Transaction Description	- Offset - CC	Account	Amount	-------- Actual Entry --------- ---- From ----- CC	Account	----- To ------ CC	Account	Feed	Mand
15	042050	GRADUATE SCHOLARSHIPS									
			15	020701	185,570.00	15	207001	15	420500	Y	
		** Increase in Fund Balance **			185,570.00						
15	042057	HONORS SCHOLARSHIP UNIV FUNDED									
			15	020701	539,650.00	15	207001	15	420570	Y	
		** Increase in Fund Balance **			539,650.00						
15	042089	UNIVERSITY SERVICES SCHOLARSHIPS									
			15	032002	47,000.00	15	320021	15	420890	Y	
			15	032004	5,000.00	15	320041	15	420890	Y	
			15	032007	5,000.00	15	320070	15	420890	Y	
			15	032009	10,000.00	15	320091	15	420890	Y	
			15	032012	41,340.00	15	320121	15	420890	Y	
			15	032016	5,000.00	15	320160	15	420890	Y	
			15	032017	20,000.00	15	320170	15	420890	Y	
			15	032022	116,660.00	15	320220	15	420890	Y	
		** Increase in Fund Balance **			250,000.00						
15	042117	TRANSFER STUDENTS SCHOLARSHIP									
			15	020701	50,000.00	15	207001	15	421170	Y	
		** Increase in Fund Balance **			50,000.00						
15	042122	STARS SCHOLARSHIP									
			15	020701	65,500.00	15	207001	15	421220	Y	
		** Increase in Fund Balance **			65,500.00						
15	042143	GRADUATE SUMMER SCHOLARSHIPS									
			15	020701	50,000.00	15	207001	15	421430	Y	
		** Increase in Fund Balance **			50,000.00						
15	042168	STUDENT SCHOLARSHIP QUASI-ENDOWMENT									
			15	042306	25,000.00-	15	421680	15	423060	Y	
			15	042307	49,400.00-	15	421680	15	423070	Y	
			15	042308	50,000.00-	15	421680	15	423080	Y	
			15	042332	32,000.00-	15	421680	15	423320	Y	
		** Decrease in Fund Balance **			156,400.00-						
15	042171	GEOSPATIAL ENGINEERING SCHOLARSHIP									
			15	020701	10,000.00	15	207001	15	421710	Y	
		** Increase in Fund Balance **			10,000.00						
15	042306	STUDENT ENDOWMENT LEADERSHIP SCHOLA									
			15	042168	25,000.00	15	421680	15	423060	Y	
		** Increase in Fund Balance **			25,000.00						
15	042307	RA MEAL PLAN SCHOLARSHIP									
			15	042168	49,400.00	15	421680	15	423070	Y	
		** Increase in Fund Balance **			49,400.00						

Printed on a Xerox 9700 Laser Printing System at the Computing Services Center / Texas A&M University

CC	Account	Transaction Description	- Offset - CC	Account	Amount	Actual Entry From CC	From Account	To CC	To Account	Feed	Mand
15	042308	INTERNSHIP SCHOLARSHIPS									
			15	042168	50,000.00	15	421680	15	423080	Y	
		** Increase in Fund Balance **			50,000.00						
15	042332	ACADEMIC/NEED BASED SCHOLARSHIP									
			15	042168	32,000.00	15	421680	15	423320	Y	
		** Increase in Fund Balance **			32,000.00						
15	065004	PRESIDENT									
			15	069950	80,000.00	15	699500	15	650040	Y	
		** Increase in Fund Balance **			80,000.00						
15	065005	HAAS PROFESSORSHIP									
			15	020701	7,500.00	15	207001	15	650050-90001	Y	
		** Increase in Fund Balance **			7,500.00						
15	065091	CAMPBELL PROFESSORSHIP (TAMUCC FND)									
			15	020701	9,500.00	15	207001	15	650910-10000	Y	
		** Increase in Fund Balance **			9,500.00						
15	065107	FRANTZ PROFESSORSHIP TAMUCC FND									
			15	020701	3,000.00	15	207001	15	651070-00000	Y	
		** Increase in Fund Balance **			3,000.00						
15	065300	ROTC OPERATIONS									
			15	035000	16,000.00-	15	653000	15	351100-80002	Y	
		** Decrease in Fund Balance **			16,000.00-						
15	069950	UNALLOCATED RESTRICTED									
			15	065004	80,000.00-	15	699500	15	650040	Y	
		** Decrease in Fund Balance **			80,000.00-						

Form: URGB01 (02/05/85)
Printed on a Xerox 9700 Laser Printing System at the Computing Services Center / Texas A&M University

Form: URGB01 (02/05/85)

CC	Account	Transaction Description	- Offset - CC	Account	Amount	Actual Entry From CC	Account	To CC	Account	Feed	Mand

****
* *
* BLANK PAGE *
* *
****

Printed on a Xerox 9700 Laser Printing System at the Computing Services Center / Texas A&M University

Form: URGB01 (02/05/85)

CC	Account	Transaction Description	Offset CC	Offset Account	Amount	Actual Entry From CC	Actual Entry From Account	Actual Entry To CC	Actual Entry To Account	Feed	Mand
15	010000	E & G REVENUE ACCOUNT									
			15	100010	36,857,882.00	15	100010	15	011180	Y	
		Debt Service allocation to GL	15	100010	10,012,250.00	15	100010	15	010000	Y	
			15	100040	1,258,213.00	15	100040	15	121065	Y	
			15	100040	6,605.00	15	100040	15	121068	Y	
			15	100040	67,725.00	15	100040	15	121052	Y	
		** Potential Increase in Fund Balan			48,202,675.00						
15	010005	ART I GROUP INSURANCE PREM FROM									
			15	100050	5,230,086.00	15	100050	15	121051	Y	
			15	121051	5,230,086.00-	15	100050	15	121051	Y	
		System Transfer	15	121051	313,353.00-	15	011180	15	121051	Y	
		** Potential Decrease in Fund Balan			313,353.00-						
15	010007	OASI STATE REVENUE									
			15	100070	2,509,864.00	15	100070	15	121064	Y	
			15	121064	2,509,864.00-	15	100070	15	121064	Y	
		** Potential Decrease in Fund Balan			0.00						
15	010008	ORP BASE 6% STATE FUNDED									
			15	100080	1,010,074.00	15	100080	15	121067	Y	
			15	121067	1,010,074.00-	15	100080	15	121067	Y	
		** Potential Decrease in Fund Balan			0.00						
15	010110	TUITION REVENUE									
			15	101100	11,852,401.00	15	101100	15	011180	Y	
			15	101101	2,832,176.00	15	101101	15	011180	Y	
			15	101102	2,236,203.00	15	101102	15	011180	Y	
			15	101103	1,540,880.00	15	101103	15	011180	Y	
			15	101499	4,119,337.00-	15	409099	15	101499	Y	
			15	101510-43001	68,300.00	15	101510-43001	15	135032	Y	
			15	101600	250,000.00	15	101600	15	011180	Y	
			15	105500	50,000.00	15	105500	15	011180	Y	
			15	111499	1,560,017.00-	15	409099	15	111499	Y	
		** Potential Increase in Fund Balan			13,150,606.00						
15	012000	GENERAL ADMINISTRATION									
			15	120001	190,186.00-	15	011180	15	120001	Y	
			15	120002	426,647.00-	15	011180	15	120002	Y	
			15	120003	253,368.00-	15	011180	15	120003	Y	
			15	120004	300,985.00-	15	011180	15	120004	Y	
			15	120005	450,706.00-	15	011180	15	120005	Y	
			15	120006	279,475.00-	15	011180	15	120006	Y	
			15	120007	145,358.00-	15	011180	15	120007	Y	
			15	120008	228,746.00-	15	011180	15	120008	Y	
			15	120009	319,746.00-	15	011180	15	120009	Y	
			15	120010	392,101.00-	15	011180	15	120010	Y	

Printed on a Xerox 9700 Laser Printing System at the Computing Services Center / Texas A&M University

Form: URGB01 (02/05/85)

CC	Account	Transaction Description	--- Offset --- CC	Account	Amount	-------- Actual Entry --------- ---- From ----- CC	Account	----- To ------ CC	Account	Feed	Mand
15	012000	GENERAL ADMINISTRATION									
			15	120011	379,272.00-	15	011180	15	120011	Y	
			15	120012	196,444.00-	15	011180	15	120012	Y	
			15	120013	184,380.00-	15	011180	15	120013	Y	
			15	120014	324,840.00-	15	011180	15	120014	Y	
			15	120015	35,016.00-	15	011180	15	120015	Y	
			15	120018	1,031,146.00-	15	011180	15	120018	Y	
			15	120020	140,562.00-	15	011180	15	120020	Y	
			15	120021	234,009.00-	15	011180	15	120021	Y	
			15	120022	347,345.00-	15	011180	15	120022	Y	
			15	120023	332,978.00-	15	011180	15	120023	Y	
			15	120024	64,970.00-	15	011180	15	120024	Y	
			15	120026	91,790.00-	15	011180	15	120026	Y	
			15	120027	477,798.00-	15	011180	15	120027	Y	
			15	120030	140,870.00-	15	011180	15	120030	Y	
			15	120032-00000	13,123.00-	15	011180	15	120032-00000	Y	
			15	120032-10001	173,500.00-	15	011180	15	120032-10001	Y	
			15	120034	16,575.00-	15	011180	15	120034	Y	
			15	120035	188,071.00-	15	011180	15	120035	Y	
			15	120036	131,001.00-	15	011180	15	120036	Y	
			15	120040	72,538.00-	15	011180	15	120040	Y	
			15	120045	348,836.00-	15	011180	15	120045	Y	
			15	120072	61,001.00-	15	011180	15	120072	Y	
			15	120075	12,828.00-	15	011180	15	120075	Y	
			15	120098	273,623.00-	15	011180	15	120098	Y	
			15	121116-10000	195,157.00-	15	011180	15	121116-10000	Y	
			15	121116-20000	226,866.00-	15	011180	15	121116-20000	Y	
			15	121116-30000	118,833.00-	15	011180	15	121116-30000	Y	
			15	121116-40000	151,346.00-	15	011180	15	121116-40000	Y	
			15	121116-50000	131,910.00-	15	011180	15	121116-50000	Y	
			15	121116-70000	73,137.00-	15	011180	15	121116-70000	Y	
			15	121116-80000	127,942.00-	15	011180	15	121116-80000	Y	
		** Potential Decrease in Fund Balan			9,285,025.00-						
15	012100	STAFF BENEFITS									
			15	121010	6,616,288.00-	15	011180	15	121010	Y	
			15	121011	318,553.00-	15	011180	15	121011	Y	
			15	121012	98,146.00-	15	011180	15	121012	Y	
			15	121014	1,618,443.00-	15	011180	15	121014	Y	
			15	121015	565,469.00-	15	011180	15	121015	Y	
			15	121016	1,331,004.00-	15	011180	15	121016	Y	
			15	121017	245,602.00-	15	011180	15	121017	Y	
			15	121020	10,793,505.00	15	121020	15	011180	Y	
			15	121040	150,000.00-	15	011180	15	121040	Y	
			15	121052	67,725.00-	15	100040	15	121052	Y	
			15	121060	15,500.00-	15	011180	15	121060	Y	
			15	121061	314,340.00-	15	011180	15	121061	Y	

Printed on a Xerox 9700 Laser Printing System at the Computing Services Center / Texas A&M University

Form: URGB01 (02/05/85)

CC	Account	Transaction Description	--- Offset --- CC	Account	Amount	-------- Actual Entry --------- ---- From ----- CC	Account	----- To ------ CC	Account	Feed	Mand
15	012100	STAFF BENEFITS									
			15	121065	1,258,213.00-	15	100040	15	121065	Y	
			15	121068	6,605.00-	15	100040	15	121068	Y	
			15	121069	100,000.00-	15	011180	15	121069	Y	
		** Potential Decrease in Fund Balan			1,912,383.00-						
15	012110	STUDENT SERVICES									
			15	121106	239,906.00-	15	011180	15	121106	Y	
			15	121107	704,463.00-	15	011180	15	121107	Y	
			15	121108	644,361.00-	15	011180	15	121108	Y	
			15	121109	369,485.00-	15	011180	15	121109	Y	
			15	121111	158,884.00-	15	011180	15	121111	Y	
			15	121117	10,476.00-	15	011180	15	121117	Y	
			15	121118	59,105.00-	15	011180	15	121118	Y	
		** Potential Decrease in Fund Balan			2,186,680.00-						
15	013000	RESIDENT INSTRUCTION & DOE									
			15	130010	662,483.00-	15	011180	15	130010	Y	
			15	130012-00000	122,129.00-	15	011180	15	130012-00000	Y	
			15	130020	52,684.00-	15	011180	15	130020	Y	
			15	130040-00000	3,333.00-	15	011180	15	130040-00000	Y	
			15	130040-10000	72,000.00-	15	011180	15	130040-10000	Y	
			15	130040-20000	20,000.00-	15	011180	15	130040-20000	Y	
			15	130040-30000	32,400.00-	15	011180	15	130040-30000	Y	
			15	130040-40000	43,200.00-	15	011180	15	130040-40000	Y	
			15	130040-60000	72,000.00-	15	011180	15	130040-60000	Y	
			15	131020	620,349.00-	15	011180	15	131020	Y	
			15	131021	1,158,867.00-	15	011180	15	131021	Y	
			15	131022	729,142.00-	15	011180	15	131022	Y	
			15	131023-00000	1,092,812.00-	15	011180	15	131023-00000	Y	
			15	131024	187,722.00-	15	011180	15	131024	Y	
			15	131025	741,234.00-	15	011180	15	131025	Y	
			15	131026	905,340.00-	15	011180	15	131026	Y	
			15	131030-90001	625,597.00-	15	011180	15	131030-90001	Y	
			15	131079	313,948.00-	15	011180	15	131079	Y	
			15	131080	595,197.00-	15	011180	15	131080	Y	
			15	132020	865,330.00-	15	011180	15	132020	Y	
			15	132021	446,101.00-	15	011180	15	132021	Y	
			15	132022	754,561.00-	15	011180	15	132022	Y	
			15	132030	214,692.00-	15	011180	15	132030	Y	
			15	133020	538,994.00-	15	011180	15	133020	Y	
			15	133022	61,986.00-	15	011180	15	133022	Y	
			15	133023	248,376.00-	15	011180	15	133023	Y	
			15	133024	269,781.00-	15	011180	15	133024	Y	
			15	133025	321,154.00-	15	011180	15	133025	Y	
			15	133030	331,105.00-	15	011180	15	133030	Y	
			15	133035	13,493.00-	15	011180	15	133035	Y	

Printed on a Xerox 9700 Laser Printing System at the Computing Services Center / Texas A&M University

Form: URGB01 (02/05/85)

CC	Account	Transaction Description	--- Offset --- CC	Account	Amount	-------- Actual Entry --------- ---- From ----- CC	Account	----- To ------ CC	Account	Feed	Mand
15	013000	RESIDENT INSTRUCTION & DOE									
			15	133036	39,588.00-	15	011180	15	133036	Y	
			15	134020	605,874.00-	15	011180	15	134020	Y	
			15	134021-00000	395,612.00-	15	011180	15	134021-00000	Y	
			15	134022	697,956.00-	15	011180	15	134022	Y	
			15	134025-00000	1,094,913.00-	15	011180	15	134025-00000	Y	
			15	134030-11001	270,185.00-	15	011180	15	134030-11001	Y	
			15	134030-20000	65,419.00-	15	011180	15	134030-20000	Y	
			15	134030-30000	30,006.00-	15	011180	15	134030-30000	Y	
			15	134030-40000	151,280.00-	15	011180	15	134030-40000	Y	
			15	134032-20002	103,010.00-	15	011180	15	134032-20002	Y	
			15	134032-40001	110,507.00-	15	011180	15	134032-40001	Y	
			15	134032-40005	6,949.00-	15	011180	15	134032-40005	Y	
			15	134034-10000	16,779.00-	15	011180	15	134034-10000	Y	
			15	134034-11001	32,624.00-	15	011180	15	134034-11001	Y	
			15	134034-40000	25,308.00-	15	011180	15	134034-40000	Y	
			15	135022	882,475.00-	15	011180	15	135022	Y	
			15	135030	346,322.00-	15	011180	15	135030	Y	
			15	135032	68,300.00-	15	101510-43001	15	135032	Y	
			15	135087	15,000.00-	15	011180	15	135087	Y	
			15	135088-00000	6,418.00-	15	011180	15	135088-00000	Y	
			15	137022	45,123.00-	15	011180	15	137022	Y	
			15	137024	314,912.00-	15	011180	15	137024	Y	
			15	137026	385,081.00-	15	011180	15	137026	Y	
			15	137028	192,681.00-	15	011180	15	137028	Y	
			15	137030	141,015.00-	15	011180	15	137030	Y	
			15	137032	179,144.00-	15	011180	15	137032	Y	
			15	137033	122,394.00-	15	011180	15	137033	Y	
			15	137050	96,519.00-	15	011180	15	137050	Y	
			15	137098-00000	2,928.00-	15	011180	15	137098-00000	Y	
			15	137110	168,714.00-	15	011180	15	137110	Y	
		** Potential Decrease in Fund Balan			18,729,046.00-						
15	013800	INSTRUCTIONAL ADMINISTRATION									
			15	138110	119,878.00-	15	011180	15	138110	Y	
			15	138210	137,639.00-	15	011180	15	138210	Y	
			15	138310	42,972.00-	15	011180	15	138310	Y	
			15	138410	131,031.00-	15	011180	15	138410	Y	
			15	138510	105,501.00-	15	011180	15	138510	Y	
		** Potential Decrease in Fund Balan			537,021.00-						
15	014029	COMPREHENSIVE RESEARCH FUNDS FY1									
			15	100099	72,000.00	15	100099	15	140295	Y	
			15	100099	24,294.00	15	100099	15	140299	Y	
			15	100099	241,686.00	15	100099	15	140294	Y	
			15	100099	335,129.00	15	100099	15	140296	Y	
			15	100099	280,180.00	15	100099	15	140291	Y	

Printed on a Xerox 9700 Laser Printing System at the Computing Services Center / Texas A&M University

Form: URGB01 (02/05/85)

CC	Account	Transaction Description	--- Offset --- CC	Account	Amount	-------- Actual Entry --------- ---- From ----- CC	Account	----- To ------ CC	Account	Feed	Mand
15	014029	COMPREHENSIVE RESEARCH FUNDS FY1									
			15	100099	44,867.00	15	100099	15	140298	Y	
			15	100099	152,660.00	15	100099	15	140293	Y	
			15	100099	44,089.00	15	100099	15	140297	Y	
			15	140291	280,180.00-	15	100099	15	140291	Y	
			15	140293	152,660.00-	15	100099	15	140293	Y	
			15	140294	241,686.00-	15	100099	15	140294	Y	
			15	140295	72,000.00-	15	100099	15	140295	Y	
			15	140296	335,129.00-	15	100099	15	140296	Y	
			15	140297	44,089.00-	15	100099	15	140297	Y	
			15	140298	44,867.00-	15	100099	15	140298	Y	
			15	140299	24,294.00-	15	100099	15	140299	Y	
		** Potential Decrease in Fund Balan			0.00						
15	014700	E&G ACADEMIC SUPPORT									
			15	147001	51,409.00-	15	011180	15	147001	Y	
		** Potential Decrease in Fund Balan			51,409.00-						
15	014800	LIBRARY									
			15	148130	1,260,065.00-	15	011180	15	148130	Y	
			15	148131	31,801.00-	15	011180	15	148131	Y	
		** Potential Decrease in Fund Balan			1,291,866.00-						
15	015000	PHYSICAL PLANT SUPPORT									
			15	150008	20,000.00-	15	011180	15	150008	Y	
		** Potential Decrease in Fund Balan			20,000.00-						
15	015200	GROUND MAINTENANCE									
			15	152015	2,918.00-	15	011180	15	152015	Y	
		** Potential Decrease in Fund Balan			2,918.00-						
15	015250	UTILITIES									
			15	152502	928,851.00-	15	011180	15	152502	Y	
		** Potential Decrease in Fund Balan			928,851.00-						
15	016006	WATER RESOURCE CENTER									
			15	160060	44,564.00-	15	011180	15	160060	Y	
		** Potential Decrease in Fund Balan			44,564.00-						
15	016014	CENTER FOR COASTAL STUDIES									
			15	160100	124,147.00-	15	011180	15	160100	Y	
			15	160101	48,179.00-	15	011180	15	160101	Y	
			15	160110-00000	118,454.00-	15	011180	15	160110-00000	Y	
			15	160140	150,182.00-	15	011180	15	160140	Y	
		** Potential Decrease in Fund Balan			440,962.00-						
15	016015	ART MUSEUM OF SOUTH TEXAS									
			15	160150-00000	211,182.00-	15	011180	15	160150-00000	Y	
		** Potential Decrease in Fund Balan			211,182.00-						

Printed on a Xerox 9700 Laser Printing System at the Computing Services Center / Texas A&M University

Form: URGB01 (02/05/85)

CC	Account	Transaction Description	Offset CC	Offset Account	Amount	Actual Entry From CC	Actual Entry From Account	Actual Entry To CC	Actual Entry To Account	Feed	Mand
15	016017	ECDC - SCHOOL NURSING PROGRAM									
			15	160170	93,192.00-	15	011180	15	160170	Y	
			15	160171	93,232.00-	15	011180	15	160171	Y	
		** Potential Decrease in Fund Balan			186,424.00-						
15	016018	SPECIAL ITEM FUNDING									
			15	160180	1,327,101.00-	15	011180	15	160180	Y	
			15	160181	15,000.00-	15	011180	15	160181	Y	
			15	160183	108,977.00-	15	011180	15	160183	Y	
		** Potential Decrease in Fund Balan			1,451,078.00-						
15	016019	BUSINESS INCUBATOR									
			15	160190-00000	403,000.00-	15	011180	15	160190-00000	Y	
		** Potential Decrease in Fund Balan			403,000.00-						
15	016024	PEACE OFFICER LINE OF DUTY									
			15	160240	14,134.00-	15	011180	15	160240	Y	
		** Potential Decrease in Fund Balan			14,134.00-						
15	016029	WORK STUDY MENTORSHIP PROGRAM									
			15	160295	68,578.00-	15	011180	15	160295	Y	
		** Potential Decrease in Fund Balan			68,578.00-						
15	016033	UNMANNED AIRCRAFT SYSTEMS									
			15	160330-00000	1,476,000.00-	15	011180	15	160330-00000	Y	
			15	160330-00001	92,000.00-	15	011180	15	160330-00001	Y	
			15	160330-00002	288,000.00-	15	011180	15	160330-00002	Y	
			15	160330-00003	120,000.00-	15	011180	15	160330-00003	Y	
			15	160330-00004	75,000.00-	15	011180	15	160330-00004	Y	
			15	160330-00005	900,000.00-	15	011180	15	160330-00005	Y	
			15	160330-00006	150,000.00-	15	011180	15	160330-00006	Y	
			15	160330-00007	399,000.00-	15	011180	15	160330-00007	Y	
		** Potential Decrease in Fund Balan			3,500,000.00-						
15	016090	HIGHER ED. ASSISTANCE FUND									
			15	100060	800,000.00	15	100060	15	160917-00000	Y	
			15	100060	2,652.00	15	100060	15	160917-00005	Y	
			15	100060	900,000.00	15	100060	15	160921-00000	Y	
			15	100060	53,000.00	15	100060	15	160945-00000	Y	
			15	100060	189,883.00	15	100060	15	160917-00007	Y	
			15	100060	750,000.00	15	100060	15	160970-00000	Y	
			15	100060	50,000.00	15	100060	15	160935	Y	
			15	100060	50,000.00	15	100060	15	160938	Y	
			15	100060	29,650.00	15	100060	15	160917-00006	Y	
			15	100060	447,000.00	15	100060	15	160998-00000	Y	
			15	100060	50,000.00	15	100060	15	160936	Y	
			15	100060	50,000.00	15	100060	15	160937	Y	

Printed on a Xerox 9700 Laser Printing System at the Computing Services Center / Texas A&M University

Form: URGB01 (02/05/85)

CC	Account	Transaction Description	Offset CC	Offset Account	Amount	Actual Entry From CC	Actual Entry From Account	Actual Entry To CC	Actual Entry To Account	Feed	Mand
15	016090	HIGHER ED. ASSISTANCE FUND									
			15	100060	1,026,115.00	15	100060	15	160901	Y	
			15	100060	15,200.00	15	100060	15	160917-00004	Y	
			15	100060	32,397.00	15	100060	15	160917-00000	Y	
			15	100060	21,470.00	15	100060	15	160917-00001	Y	
		Debt Service allocation to GL	15	100060	2,533,150.00	15	100060	15	016090	Y	
			15	100060	2,200,000.00	15	100060	15	160902-00000	Y	
			15	100060	91,422.00	15	100060	15	160917-00003	Y	
			15	100060	1,500,000.00	15	100060	15	160907	Y	
			15	100060	344,405.00	15	100060	15	160917-00002	Y	
			15	160901	1,026,115.00-	15	100060	15	160901	Y	
			15	160902-00000	2,200,000.00-	15	100060	15	160902-00000	Y	
			15	160907	1,500,000.00-	15	100060	15	160907	Y	
			15	160917-00000	32,397.00-	15	100060	15	160917-00000	Y	
			15	160917-00000	800,000.00-	15	100060	15	160917-00000	Y	
			15	160917-00001	21,470.00-	15	100060	15	160917-00001	Y	
			15	160917-00002	344,405.00-	15	100060	15	160917-00002	Y	
			15	160917-00003	91,422.00-	15	100060	15	160917-00003	Y	
			15	160917-00004	15,200.00-	15	100060	15	160917-00004	Y	
			15	160917-00005	2,652.00-	15	100060	15	160917-00005	Y	
			15	160917-00006	29,650.00-	15	100060	15	160917-00006	Y	
			15	160917-00007	189,883.00-	15	100060	15	160917-00007	Y	
			15	160921-00000	900,000.00-	15	100060	15	160921-00000	Y	
			15	160935	50,000.00-	15	100060	15	160935	Y	
			15	160936	50,000.00-	15	100060	15	160936	Y	
			15	160937	50,000.00-	15	100060	15	160937	Y	
			15	160938	50,000.00-	15	100060	15	160938	Y	
			15	160945-00000	53,000.00-	15	100060	15	160945-00000	Y	
			15	160970-00000	750,000.00-	15	100060	15	160970-00000	Y	
			15	160998-00000	447,000.00-	15	100060	15	160998-00000	Y	
		** Potential Increase in Fund Balan			2,533,150.00						
15	017000	FOUR YEAR TRANSITION									
			15	170002	324,205.00-	15	011180	15	170002	Y	
			15	170006	60,270.00-	15	011180	15	170006	Y	
			15	170030	95,747.00-	15	011180	15	170030	Y	
			15	170105-10000	343,205.00-	15	011180	15	170105-10000	Y	
			15	170105-20000	53,000.00-	15	011180	15	170105-20000	Y	
			15	170105-30000	521,394.00-	15	011180	15	170105-30000	Y	
			15	170105-40000	275,457.00-	15	011180	15	170105-40000	Y	
			15	170105-50000	285,009.00-	15	011180	15	170105-50000	Y	
			15	170105-60000	279,212.00-	15	011180	15	170105-60000	Y	
			15	170201	679,447.00-	15	011180	15	170201	Y	
			15	170305-10000	257,932.00-	15	011180	15	170305-10000	Y	
			15	170305-20000	368,471.00-	15	011180	15	170305-20000	Y	
			15	170305-30000	182,688.00-	15	011180	15	170305-30000	Y	
			15	170305-40000	325,631.00-	15	011180	15	170305-40000	Y	

Printed on a Xerox 9700 Laser Printing System at the Computing Services Center / Texas A&M University

Form: URGB01 (02/05/85)

CC	Account	Transaction Description	--- Offset --- CC	Account	Amount	-------- Actual Entry --------- ---- From ----- CC	Account	----- To ------ CC	Account	Feed	Mand
15	017000	FOUR YEAR TRANSITION									
			15	170401-10000	486,429.00-	15	011180	15	170401-10000	Y	
			15	170401-11001	7,440.00-	15	011180	15	170401-11001	Y	
			15	170401-20000	1,051,672.00-	15	011180	15	170401-20000	Y	
			15	170401-30000	403,184.00-	15	011180	15	170401-30000	Y	
			15	170401-40000	636,887.00-	15	011180	15	170401-40000	Y	
			15	170502	1,484,697.00-	15	011180	15	170502	Y	
			15	170508	4,868.00-	15	011180	15	170508	Y	
			15	170540	45,363.00-	15	011180	15	170540	Y	
			15	170630	20,377.00-	15	011180	15	170630	Y	
			15	170900	147,063.00-	15	011180	15	170900	Y	
			15	170901	585.00-	15	011180	15	170901	Y	
			15	170902	8,751.00-	15	011180	15	170902	Y	
			15	170904	426.00-	15	011180	15	170904	Y	
			15	170905	820.00-	15	011180	15	170905	Y	
			15	170912	48,500.00-	15	011180	15	170912	Y	
			15	170913	3,661.00-	15	011180	15	170913	Y	
			15	170929	41,322.00-	15	011180	15	170929	Y	
		** Potential Decrease in Fund Balan			8,443,713.00-						
15	017048	FISHERIES & MARICULTURE									
			15	170480-00000	87,984.00-	15	011180	15	170480-00000	Y	
		** Potential Decrease in Fund Balan			87,984.00-						
15	018000	E&G-STATE SUPPORT-FUND #230									
			15	180675	90,000.00-	15	011180	15	180675	Y	
		** Potential Decrease in Fund Balan			90,000.00-						
15	018100	STAFF BENEFITS FUND 0230									
			15	181010	2,280,217.00-	15	011180	15	181010	Y	
			15	181011	109,785.00-	15	011180	15	181011	Y	
			15	181012	33,825.00-	15	011180	15	181012	Y	
			15	181014	557,775.00-	15	011180	15	181014	Y	
			15	181015	194,882.00-	15	011180	15	181015	Y	
			15	181016	458,713.00-	15	011180	15	181016	Y	
			15	181017	84,643.00-	15	011180	15	181017	Y	
			15	181018	40,000.00-	15	011180	15	181018	Y	
			15	181020	3,719,840.00	15	181020	15	011180	Y	
			15	181040	100,000.00-	15	011180	15	181040	Y	
			15	181050	48,118.00-	15	011180	15	181050	Y	
			15	181051	1,758,780.00-	15	011180	15	181051	Y	
			15	181052	28,846.00-	15	011180	15	181052	Y	
			15	181054	83,480.00-	15	011180	15	181054	Y	
			15	181061	90,912.00-	15	011180	15	181061	Y	
			15	181064	765,984.00-	15	011180	15	181064	Y	
			15	181065	383,993.00-	15	011180	15	181065	Y	
			15	181067	308,264.00-	15	011180	15	181067	Y	

Printed on a Xerox 9700 Laser Printing System at the Computing Services Center / Texas A&M University

Form: URGB01 (02/05/85)

CC	Account	Transaction Description	--- Offset --- CC	Account	Amount	-------- Actual Entry --------- ---- From ----- CC	Account	----- To ------ CC	Account	Feed	Mand
15	018100	STAFF BENEFITS FUND 0230									
			15	181068	15,000.00-	15	011180	15	181068	Y	
		** Potential Decrease in Fund Balan			3,623,377.00-						
15	018999	E&G - FOR BUDGETS									
			15	189990-00010	487,849.00-	15	011180	15	189990-00010	Y	
			15	189990-00015	15,352.00-	15	011180	15	189990-00015	Y	
			15	189990-00020	10,611.00-	15	011180	15	189990-00020	Y	
			15	189990-00025	151,975.00-	15	011180	15	189990-00025	Y	
			15	189990-00030	44,958.00-	15	011180	15	189990-00030	Y	
			15	189990-00035	122,618.00-	15	011180	15	189990-00035	Y	
			15	189990-00040	22,553.00-	15	011180	15	189990-00040	Y	
		** Potential Decrease in Fund Balan			855,916.00-						
15	020018	GRADUATION FEES									
			15	200180	25,000.00	15	200180	15	210760	Y	
		** Potential Increase in Fund Balan			25,000.00						
15	020630	DISTANCE EDUCATION FEE									
			15	206300-00000	188,384.00-	15	206311	15	206300-00000	Y	
			15	206300-00000	7,379.00-	15	206371	15	206300-00000	Y	
			15	206300-00000	574,416.00	15	206300-00000	15	206400	Y	
			15	206300-00000	423,137.00-	15	206321	15	206300-00000	Y	
			15	206300-00000	252,245.00-	15	206351	15	206300-00000	Y	
			15	206300-00000	73,654.00-	15	206341	15	206300-00000	Y	
			15	206300-00000	203,188.00-	15	206331	15	206300-00000	Y	
			15	206300-00000	29,734.00	15	206300-00000	15	206361	Y	
			15	206300-00000	414,784.00	15	206300-00000	15	206360	Y	
			15	206300-00000	33,175.00	15	206300-00000	15	206600	Y	
			15	206300-00000	95,878.00	15	206300-00000	15	206500-10000	Y	
		** Potential Decrease in Fund Balan			0.00						
15	020631	DISTANCE ED FEE - LIBERAL ARTS									
			15	206310-00000	113,031.00-	15	206311	15	206310-00000	Y	
			15	206311	113,031.00	15	206311	15	206310-00000	Y	
			15	206311	188,384.00	15	206311	15	206300-00000	Y	
		** Potential Increase in Fund Balan			188,384.00						
15	020632	DISTANCE ED FEE - BUS. ADMIN.									
			15	206320	253,880.00-	15	206321	15	206320	Y	
			15	206321	253,880.00	15	206321	15	206320	Y	
			15	206321	423,137.00	15	206321	15	206300-00000	Y	
		** Potential Increase in Fund Balan			423,137.00						
15	020633	DISTANCE ED FEE - EDUCATION									
			15	206330	121,912.00-	15	206331	15	206330	Y	
			15	206331	121,912.00	15	206331	15	206330	Y	

Printed on a Xerox 9700 Laser Printing System at the Computing Services Center / Texas A&M University

Form: URGB01 (02/05/85)

CC	Account	Transaction Description	Offset CC	Offset Account	Amount	Actual Entry From CC	Actual Entry From Account	Actual Entry To CC	Actual Entry To Account	Feed	Mand
15	020633	DISTANCE ED FEE - EDUCATION									
			15	206331	203,188.00	15	206331	15	206300-00000	Y	
		** Potential Increase in Fund Balan			203,188.00						
15	020634	DISTANCE ED FEE - SCIENCE/ENGINE									
			15	206340	44,193.00-	15	206341	15	206340	Y	
			15	206341	44,193.00	15	206341	15	206340	Y	
			15	206341	73,654.00	15	206341	15	206300-00000	Y	
		** Potential Increase in Fund Balan			73,654.00						
15	020635	DISTANCE ED FEE - NURSING									
			15	206350	151,347.00-	15	206351	15	206350	Y	
			15	206351	151,347.00	15	206351	15	206350	Y	
			15	206351	252,245.00	15	206351	15	206300-00000	Y	
		** Potential Increase in Fund Balan			252,245.00						
15	020636	DISTANCE ED FEE - COLLEGES									
			15	206360	414,784.00-	15	206300-00000	15	206360	Y	
			15	206361	29,734.00-	15	206300-00000	15	206361	Y	
		** Potential Decrease in Fund Balan			444,518.00-						
15	020637	DISTANCE ED FEE - UCCP									
			15	206370	4,428.00-	15	206371	15	206370	Y	
			15	206371	4,428.00	15	206371	15	206370	Y	
			15	206371	7,379.00	15	206371	15	206300-00000	Y	
		** Potential Increase in Fund Balan			7,379.00						
15	020640	DISTANCE ED FEE - DIST ED OFFICE									
			15	206400	574,416.00-	15	206300-00000	15	206400	Y	
		** Potential Decrease in Fund Balan			574,416.00-						
15	020650	DE GRADUATE STUDIES									
			15	206500-10000	95,878.00-	15	206300-00000	15	206500-10000	Y	
		** Potential Decrease in Fund Balan			95,878.00-						
15	020660	RECRUITMENT									
			15	206600	33,175.00-	15	206300-00000	15	206600	Y	
		** Potential Decrease in Fund Balan			33,175.00-						
15	020701	UNIVERSITY SERVICES FEE (USF)									
			15	207001	7,500.00	15	207001	15	650050-90001	Y	
			15	207001	3,000.00	15	207001	15	651070-00000	Y	
			15	207001	1,601,222.00-	15	207520	15	207001	Y	
			15	207001	9,500.00	15	207001	15	650910-10000	Y	
			15	207001	171,825.00	15	207001	15	420300	Y	
			15	207001	50,000.00	15	207001	15	421430	Y	
			15	207001	539,650.00	15	207001	15	420570	Y	

Printed on a Xerox 9700 Laser Printing System at the Computing Services Center / Texas A&M University

Form: URGB01 (02/05/85)

CC	Account	Transaction Description	--- Offset --- CC	Account	Amount	-------- Actual Entry --------- ---- From ----- CC	Account	----- To ------ CC	Account	Feed	Mand
15	020701	UNIVERSITY SERVICES FEE (USF)									
			15	207001	50,000.00	15	207001	15	421170	Y	
			15	207001	185,570.00	15	207001	15	420500	Y	
			15	207001	65,500.00	15	207001	15	421220	Y	
			15	207001	10,000.00	15	207001	15	421710	Y	
			15	207001	185,269.00	15	207001	15	351000-20000	Y	
			15	207001	25,200.00	15	207001	15	420152	Y	
			15	207001	30,000.00	15	207001	15	420180	Y	
			15	207001	68,000.00	15	207001	15	420151	Y	
			15	207001	89,250.00	15	207001	15	420150	Y	
			15	207001	1,542,838.00	15	207001	15	351000-10000	Y	
			15	207001	109,050.00	15	207001	15	420170-00000	Y	
			15	207001	526,821.00	15	207001	15	207515	Y	
			15	207001	155,000.00	15	207001	15	351000-10000	Y	
			15	207001	194,182.00	15	207001	15	207517	Y	
			15	207001	116,929.00	15	207001	15	207516	Y	
			15	207001	49,382.00	15	207001	15	207514	Y	
			15	207001	80,000.00	15	207001	15	351000-10000	Y	
			15	207001	24,418.00	15	207001	15	207518	Y	
			15	207001	71,277.00	15	207001	15	307001	Y	
			15	207001	91,811.00	15	207001	15	207513	Y	
			15	207001	381,720.00	15	207001	15	207313	Y	
			15	207001	215,411.00	15	207001	15	207324	Y	
			15	207001	113,032.00	15	207001	15	207320	Y	
			15	207001	6,389.00	15	207001	15	207502	Y	
			15	207001	110,095.00	15	207001	15	207321	Y	
			15	207001	21,829.00	15	207001	15	207501	Y	
			15	207001	655,624.00	15	207001	15	207314	Y	
			15	207001	597,679.00	15	207001	15	207512	Y	
			15	207001	380,364.00	15	207001	15	207323	Y	
			15	207001	880,800.00	15	207001	15	207500	Y	
			15	207001	63,400.00	15	207001	15	207278	Y	
			15	207001	62,311.00	15	207001	15	207291	Y	
			15	207001	184,988.00	15	207001	15	207310	Y	
			15	207001	339,749.00	15	207001	15	207290	Y	
			15	207001	497,800.00	15	207001	15	207311	Y	
			15	207001	78,832.00	15	207001	15	207292	Y	
			15	207001	111,225.00	15	207001	15	207305	Y	
			15	207001	3,395,697.00	15	207001	15	207279	Y	
			15	207001	802,348.00	15	207001	15	207312	Y	
			15	207001	351,237.00	15	207001	15	207302	Y	
			15	207001	175,241.00	15	207001	15	207304	Y	
			15	207001	1,600.00	15	207001	15	207260-00000	Y	
			15	207001	9,071.00	15	207001	15	207272	Y	
			15	207001	144,000.00	15	207001	15	207260-20000	Y	
			15	207001	30,510.00	15	207001	15	207276	Y	
			15	207001	34,631.00	15	207001	15	207270	Y	

Printed on a Xerox 9700 Laser Printing System at the Computing Services Center / Texas A&M University

Form: URGB01 (02/05/85)

CC	Account	Transaction Description	--- Offset --- CC	Account	Amount	-------- Actual Entry --------- ---- From ----- CC	Account	----- To ------ CC	Account	Feed	Mand
15	020701	UNIVERSITY SERVICES FEE (USF)									
			15	207001	25,000.00	15	207001	15	207275-00000	Y	
			15	207001	14,400.00	15	207001	15	207260-10000	Y	
			15	207001	2,307,708.00	15	207001	15	207277	Y	
			15	207001	99,193.00	15	207001	15	207271-00000	Y	
			15	207001	23,819.00	15	207001	15	207274	Y	
			15	207001	190,650.00	15	207001	15	207190	Y	
			15	207001	160,536.00	15	207001	15	207220	Y	
			15	207001	76,004.00	15	207001	15	207240-40000	Y	
			15	207001	442,463.00	15	207001	15	207210-00000	Y	
			15	207001	20,932.00	15	207001	15	207241-11001	Y	
			15	207001	150,000.00	15	207001	15	207221	Y	
			15	207001	120,516.00	15	207001	15	207240-20000	Y	
			15	207001	47,834.00	15	207001	15	207205	Y	
			15	207001	176,427.00	15	207001	15	207250	Y	
			15	207001	173,373.00	15	207001	15	207230-00000	Y	
			15	207001	588,862.00	15	207001	15	207240-11001	Y	
			15	207001	400,000.00	15	207001	15	207051	Y	
			15	207001	37,300.00	15	207001	15	207130	Y	
			15	207001	56,736.00	15	207001	15	207072	Y	
			15	207001	88,450.00	15	207001	15	207170	Y	
			15	207001	41,125.00	15	207001	15	207110	Y	
			15	207001	38,620.00	15	207001	15	207150	Y	
			15	207001	101,275.00	15	207001	15	207060	Y	
			15	207001	74,000.00	15	207001	15	207180	Y	
			15	207001	2,800.00	15	207001	15	207120	Y	
			15	207001	79,316.00	15	207001	15	207140	Y	
			15	207001	782,055.00	15	207001	15	207050	Y	
			15	207001	45,000.00	15	207001	15	207040	Y	
			15	207001	281,382.00	15	207001	15	207035	Y	
			15	207001	181,686.00	15	207001	15	207025	Y	
			15	207001	61,135.00	15	207001	15	207020	Y	
			15	207001	2,527,452.00	15	207001	15	207015	Y	
			15	207001	59,000.00	15	207001	15	207010-20000	Y	
			15	207001	25,017.00	15	207001	15	207010-10000	Y	
			15	207001	40,057.00	15	207001	15	207030	Y	
			15	207010-10000	25,017.00-	15	207001	15	207010-10000	Y	
			15	207010-20000	59,000.00-	15	207001	15	207010-20000	Y	
			15	207015	2,527,452.00-	15	207001	15	207015	Y	
			15	207020	61,135.00-	15	207001	15	207020	Y	
			15	207025	181,686.00-	15	207001	15	207025	Y	
			15	207030	40,057.00-	15	207001	15	207030	Y	
			15	207035	281,382.00-	15	207001	15	207035	Y	
			15	207040	45,000.00-	15	207001	15	207040	Y	
			15	207050	782,055.00-	15	207001	15	207050	Y	
			15	207051	400,000.00-	15	207001	15	207051	Y	
			15	207060	101,275.00-	15	207001	15	207060	Y	

Printed on a Xerox 9700 Laser Printing System at the Computing Services Center / Texas A&M University

Form: URGB01 (02/05/85)

CC	Account	Transaction Description	--- Offset --- CC	Account	Amount	-------- Actual Entry --------- ---- From ----- CC	Account	----- To ------ CC	Account	Feed	Mand
15	020701	UNIVERSITY SERVICES FEE (USF)									
			15	207072	56,736.00-	15	207001	15	207072	Y	
			15	207110	41,125.00-	15	207001	15	207110	Y	
			15	207120	2,800.00-	15	207001	15	207120	Y	
			15	207130	37,300.00-	15	207001	15	207130	Y	
			15	207140	79,316.00-	15	207001	15	207140	Y	
			15	207150	38,620.00-	15	207001	15	207150	Y	
			15	207170	88,450.00-	15	207001	15	207170	Y	
			15	207180	74,000.00-	15	207001	15	207180	Y	
			15	207190	190,650.00-	15	207001	15	207190	Y	
			15	207205	47,834.00-	15	207001	15	207205	Y	
			15	207210-00000	442,463.00-	15	207001	15	207210-00000	Y	
			15	207220	160,536.00-	15	207001	15	207220	Y	
			15	207221	150,000.00-	15	207001	15	207221	Y	
			15	207230-00000	173,373.00-	15	207001	15	207230-00000	Y	
			15	207240-11001	588,862.00-	15	207001	15	207240-11001	Y	
			15	207240-20000	120,516.00-	15	207001	15	207240-20000	Y	
			15	207240-40000	76,004.00-	15	207001	15	207240-40000	Y	
			15	207241-11001	20,932.00-	15	207001	15	207241-11001	Y	
			15	207250	176,427.00-	15	207001	15	207250	Y	
			15	207260-00000	1,600.00-	15	207001	15	207260-00000	Y	
			15	207260-10000	14,400.00-	15	207001	15	207260-10000	Y	
			15	207260-20000	144,000.00-	15	207001	15	207260-20000	Y	
			15	207270	34,631.00-	15	207001	15	207270	Y	
			15	207271-00000	99,193.00-	15	207001	15	207271-00000	Y	
			15	207272	9,071.00-	15	207001	15	207272	Y	
			15	207274	23,819.00-	15	207001	15	207274	Y	
			15	207275-00000	25,000.00-	15	207001	15	207275-00000	Y	
			15	207276	30,510.00-	15	207001	15	207276	Y	
			15	207277	2,307,708.00-	15	207001	15	207277	Y	
			15	207278	63,400.00-	15	207001	15	207278	Y	
			15	207279	3,395,697.00-	15	207001	15	207279	Y	
			15	207290	339,749.00-	15	207001	15	207290	Y	
			15	207291	62,311.00-	15	207001	15	207291	Y	
			15	207292	78,832.00-	15	207001	15	207292	Y	
			15	207302	351,237.00-	15	207001	15	207302	Y	
			15	207304	175,241.00-	15	207001	15	207304	Y	
			15	207305	111,225.00-	15	207001	15	207305	Y	
			15	207310	184,988.00-	15	207001	15	207310	Y	
			15	207311	497,800.00-	15	207001	15	207311	Y	
			15	207312	802,348.00-	15	207001	15	207312	Y	
			15	207313	381,720.00-	15	207001	15	207313	Y	
			15	207314	655,624.00-	15	207001	15	207314	Y	
			15	207320	113,032.00-	15	207001	15	207320	Y	
			15	207321	110,095.00-	15	207001	15	207321	Y	
			15	207323	380,364.00-	15	207001	15	207323	Y	
			15	207324	215,411.00-	15	207001	15	207324	Y	

Printed on a Xerox 9700 Laser Printing System at the Computing Services Center / Texas A&M University

Form: URGB01 (02/05/85)

CC	Account	Transaction Description	--- Offset --- CC	Account	Amount	-------- Actual Entry --------- ---- From ----- CC	Account	----- To ------ CC	Account	Feed	Mand
15	020701	UNIVERSITY SERVICES FEE (USF)									
			15	207500	880,800.00-	15	207001	15	207500	Y	
			15	207501	21,829.00-	15	207001	15	207501	Y	
			15	207502	6,389.00-	15	207001	15	207502	Y	
			15	207512	597,679.00-	15	207001	15	207512	Y	
			15	207513	91,811.00-	15	207001	15	207513	Y	
			15	207514	49,382.00-	15	207001	15	207514	Y	
			15	207515	526,821.00-	15	207001	15	207515	Y	
			15	207516	116,929.00-	15	207001	15	207516	Y	
			15	207517	194,182.00-	15	207001	15	207517	Y	
			15	207518	24,418.00-	15	207001	15	207518	Y	
			15	207520	1,601,222.00	15	207520	15	207001	Y	
		** Potential Increase in Fund Balan			3,448,429.00						
15	020909	TUITION AND FEE DISCOUNTING									
			15	209099	15,248,966.00-	15	409099	15	209099	Y	
		** Potential Decrease in Fund Balan			15,248,966.00-						
15	021030	TEXAS CONNECTION									
			15	210300	31,669.00	15	210300	15	210302	Y	
			15	210302	31,669.00-	15	210300	15	210302	Y	
		** Potential Decrease in Fund Balan			0.00						
15	021076	COMMENCEMENT									
			15	210760	25,000.00-	15	200180	15	210760	Y	
		** Potential Decrease in Fund Balan			25,000.00-						
15	021103	EMPLOYEE DEVELOPMENT DAY									
			15	211030	5,000.00-	15	320091	15	211030	Y	
		** Potential Decrease in Fund Balan			5,000.00-						
15	022500	INDIRECT COST									
			15	225000	441,474.00	15	225000	15	225051	Y	
			15	225000	156,802.00	15	225000	15	225059	Y	
			15	225000	119,795.00	15	225000	15	225473	Y	
			15	225000	14,503.00	15	225000	15	225472	Y	
			15	225000	30,228.00	15	225000	15	225474	Y	
			15	225000	65,446.00	15	225000	15	225071	Y	
			15	225000	92,878.00	15	225000	15	225629	Y	
			15	225000	108,999.00	15	225000	15	225662	Y	
			15	225000	125,234.00	15	225000	15	225058-00000	Y	
			15	225000	309,603.00	15	225000	15	225052	Y	
			15	225000	166,971.00	15	225000	15	225016	Y	
			15	225016	166,971.00-	15	225000	15	225016	Y	
			15	225051	441,474.00-	15	225000	15	225051	Y	
			15	225052	309,603.00-	15	225000	15	225052	Y	
			15	225058-00000	125,234.00-	15	225000	15	225058-00000	Y	

Printed on a Xerox 9700 Laser Printing System at the Computing Services Center / Texas A&M University

Form: URGB01 (02/05/85)

CC	Account	Transaction Description	Offset CC	Offset Account	Amount	Actual Entry From CC	Actual Entry From Account	Actual Entry To CC	Actual Entry To Account	Feed	Mand
15	022500	INDIRECT COST									
			15	225059	156,802.00-	15	225000	15	225059	Y	
			15	225071	65,446.00-	15	225000	15	225071	Y	
			15	225472	14,503.00-	15	225000	15	225472	Y	
			15	225473	119,795.00-	15	225000	15	225473	Y	
			15	225474	30,228.00-	15	225000	15	225474	Y	
			15	225629	92,878.00-	15	225000	15	225629	Y	
			15	225662	108,999.00-	15	225000	15	225662	Y	
		** Potential Decrease in Fund Balan			0.00						
15	023002	APPLICATION FEES									
			15	230021	150,000.00	15	230021	15	230022	Y	
			15	230022	150,000.00-	15	230021	15	230022	Y	
		** Potential Decrease in Fund Balan			0.00						
15	023006	GRADUATE APPLICATION									
			15	230061	71,581.00	15	230061	15	230062	Y	
			15	230062	71,581.00-	15	230061	15	230062	Y	
		** Potential Decrease in Fund Balan			0.00						
15	024000	DESIGNATED TUITION BNR RECEIVABL									
			15	240001-13000	368,000.00	15	240001-13000	15	290410	Y	
			15	240001-13000	120,000.00	15	240001-13000	15	290450	Y	
			15	240001-13000	190,000.00	15	240001-13000	15	290440	Y	
			15	240001-13000	201,000.00	15	240001-13000	15	290420	Y	
			15	240001-13000	350,102.00	15	240001-13000	15	290430	Y	
			15	240001-13000	840,000.00	15	240001-13000	15	290200	Y	
			15	240001-13000	2,088,331.00-	15	280620	15	240001-13000	Y	
			15	240001-13000	351,286.00	15	240001-13000	15	290300	Y	
			15	240001-13000	111,500.00	15	240001-13000	15	290213	Y	
			15	240001-13000	400,072.00	15	240001-13000	15	290211	Y	
			15	240001-13000	481,920.00	15	240001-13000	15	290210-10000	Y	
			15	240001-13000	81,930.00	15	240001-13000	15	290311	Y	
			15	240001-13000	12,000.00	15	240001-13000	15	290210-60100	Y	
			15	240001-13000	216,798.00	15	240001-13000	15	289990-00000	Y	
			15	240001-13000	3,122,950.00	15	240001-13000	15	289990-00035	Y	
			15	240001-13000	237,000.00	15	240001-13000	15	289990-00030	Y	
			15	240001-13000	236,650.00	15	240001-13000	15	289990-00025	Y	
			15	240001-13000	180,000.00	15	240001-13000	15	289990-00020	Y	
			15	240001-13000	1,446,065.00	15	240001-13000	15	289990-00010	Y	
			15	240001-13000	174,413.00	15	240001-13000	15	289990-00015	Y	
			15	240001-13000	69,000.00	15	240001-13000	15	285528	Y	
			15	240001-13000	6,659.00	15	240001-13000	15	285565	Y	
			15	240001-13000	53,699.00	15	240001-13000	15	285555	Y	
			15	240001-13000	4,208.00	15	240001-13000	15	285545	Y	
			15	240001-13000	83,213.00	15	240001-13000	15	285530	Y	
			15	240001-13000	160,000.00	15	240001-13000	15	286601	Y	

Printed on a Xerox 9700 Laser Printing System at the Computing Services Center / Texas A&M University

Form: URGB01 (02/05/85)

CC	Account	Transaction Description	Offset CC	Offset Account	Amount	Actual Entry From CC	Actual Entry From Account	Actual Entry To CC	Actual Entry To Account	Feed	Mand
15	024000	DESIGNATED TUITION BNR RECEIVABL									
			15	240001-13000	1,332.00	15	240001-13000	15	285540	Y	
			15	240001-13000	8,447.00	15	240001-13000	15	285502	Y	
			15	240001-13000	67,440.00	15	240001-13000	15	285527	Y	
			15	240001-13000	17,900.00	15	240001-13000	15	285525	Y	
			15	240001-13000	4,000.00	15	240001-13000	15	285524	Y	
			15	240001-13000	75,747.00	15	240001-13000	15	285523	Y	
			15	240001-13000	25,000.00	15	240001-13000	15	285503	Y	
			15	240001-13000	49,957.00	15	240001-13000	15	285509	Y	
			15	240001-13000	174,077.00	15	240001-13000	15	283621	Y	
			15	240001-13000	17,847.00	15	240001-13000	15	284610	Y	
			15	240001-13000	16,500.00	15	240001-13000	15	284860	Y	
			15	240001-13000	10,000.00	15	240001-13000	15	284830	Y	
			15	240001-13000	10,000.00	15	240001-13000	15	284810	Y	
			15	240001-13000	72,000.00	15	240001-13000	15	284740	Y	
			15	240001-13000	45,000.00	15	240001-13000	15	284640	Y	
			15	240001-13000	40,000.00	15	240001-13000	15	284720	Y	
			15	240001-13000	765,114.00	15	240001-13000	15	284506-00000	Y	
			15	240001-13000	20,177.00	15	240001-13000	15	284586	Y	
			15	240001-13000	11,370.00	15	240001-13000	15	284596	Y	
			15	240001-13000	15,468.00	15	240001-13000	15	284595	Y	
			15	240001-13000	11,370.00	15	240001-13000	15	284593	Y	
			15	240001-13000	26,897.00	15	240001-13000	15	284592	Y	
			15	240001-13000	1,955,000.00	15	240001-13000	15	284590	Y	
			15	240001-13000	114,491.00	15	240001-13000	15	284591-00000	Y	
			15	240001-13000	13,351.00	15	240001-13000	15	284505	Y	
			15	240001-13000	12,500.00	15	240001-13000	15	284597	Y	
			15	240001-13000	50,000.00	15	240001-13000	15	284609	Y	
			15	240001-13000	362,998.00	15	240001-13000	15	284608	Y	
			15	240001-13000	37,056.00	15	240001-13000	15	284607	Y	
			15	240001-13000	234,324.00	15	240001-13000	15	284606	Y	
			15	240001-13000	100,000.00	15	240001-13000	15	284603-00000	Y	
			15	240001-13000	12,024.00	15	240001-13000	15	284605	Y	
			15	240001-13000	63,674.00	15	240001-13000	15	284504-00000	Y	
			15	240001-13000	70,477.00	15	240001-13000	15	284525	Y	
			15	240001-13000	390,789.00	15	240001-13000	15	284532	Y	
			15	240001-13000	7,974.00	15	240001-13000	15	284531	Y	
			15	240001-13000	161,718.00	15	240001-13000	15	284530	Y	
			15	240001-13000	24,100.00	15	240001-13000	15	284529	Y	
			15	240001-13000	109,629.00	15	240001-13000	15	284527	Y	
			15	240001-13000	118,215.00	15	240001-13000	15	284528	Y	
			15	240001-13000	171,885.00	15	240001-13000	15	284503	Y	
			15	240001-13000	60,000.00	15	240001-13000	15	284507	Y	
			15	240001-13000	14,604.00	15	240001-13000	15	284516	Y	
			15	240001-13000	63,264.00	15	240001-13000	15	284515	Y	
			15	240001-13000	846,000.00	15	240001-13000	15	284514	Y	
			15	240001-13000	41,358.00	15	240001-13000	15	284510	Y	

Printed on a Xerox 9700 Laser Printing System at the Computing Services Center / Texas A&M University

Form: URGB01 (02/05/85)

CC	Account	Transaction Description	Offset CC	Offset Account	Amount	Actual Entry From CC	Actual Entry From Account	Actual Entry To CC	Actual Entry To Account	Feed	Mand
15	024000	DESIGNATED TUITION BNR RECEIVABL									
			15	240001-13000	26,729.00	15	240001-13000	15	284508	Y	
			15	240001-13000	14,434.00	15	240001-13000	15	284509	Y	
			15	240001-13000	34,324.00	15	240001-13000	15	284500	Y	
			15	240001-13000	24,772.00	15	240001-13000	15	284539	Y	
			15	240001-13000	127,901.00	15	240001-13000	15	284555-00000	Y	
			15	240001-13000	106,881.00	15	240001-13000	15	284554	Y	
			15	240001-13000	17,500.00	15	240001-13000	15	284545	Y	
			15	240001-13000	15,000.00	15	240001-13000	15	284543	Y	
			15	240001-13000	85,482.00	15	240001-13000	15	284541	Y	
			15	240001-13000	36,602.00	15	240001-13000	15	284542	Y	
			15	240001-13000	177,460.00	15	240001-13000	15	284501	Y	
			15	240001-13000	20,078.00	15	240001-13000	15	284564	Y	
			15	240001-13000	310,209.00	15	240001-13000	15	284583	Y	
			15	240001-13000	10,258.00	15	240001-13000	15	284581	Y	
			15	240001-13000	60,000.00	15	240001-13000	15	284574	Y	
			15	240001-13000	7,000.00	15	240001-13000	15	284573	Y	
			15	240001-13000	15,851.00	15	240001-13000	15	284566	Y	
			15	240001-13000	129,170.00	15	240001-13000	15	284568	Y	
			15	240001-13000	19,261.00	15	240001-13000	15	284517	Y	
			15	240001-13000	16,461.00	15	240001-13000	15	284523	Y	
			15	240001-13000	47,500.00	15	240001-13000	15	284520	Y	
			15	240001-13000	27,500.00	15	240001-13000	15	284518-70000	Y	
			15	240001-13000	4,060.00	15	240001-13000	15	284518-60000	Y	
			15	240001-13000	35,360.00	15	240001-13000	15	284518-10000	Y	
			15	240001-13000	1,500.00	15	240001-13000	15	284518-20000	Y	
			15	240001-13000	20,000.00	15	240001-13000	15	282657	Y	
			15	240001-13000	137,289.00	15	240001-13000	15	283603	Y	
			15	240001-13000	33,081.00	15	240001-13000	15	283620	Y	
			15	240001-13000	12,646.00	15	240001-13000	15	283616	Y	
			15	240001-13000	28,653.00	15	240001-13000	15	283615	Y	
			15	240001-13000	86,161.00	15	240001-13000	15	283610	Y	
			15	240001-13000	20,000.00	15	240001-13000	15	283605	Y	
			15	240001-13000	50,000.00	15	240001-13000	15	283609	Y	
			15	240001-13000	367,900.00	15	240001-13000	15	283601	Y	
			15	240001-13000	396,026.00	15	240001-13000	15	282950	Y	
			15	240001-13000	303,000.00	15	240001-13000	15	282656-00000	Y	
			15	240001-13000	82,757.00	15	240001-13000	15	283602	Y	
			15	240001-13000	20,000.00	15	240001-13000	15	282643-50000	Y	
			15	240001-13000	37,800.00	15	240001-13000	15	282643-40000	Y	
			15	240001-13000	105,122.00	15	240001-13000	15	282633-20000	Y	
			15	240001-13000	127,800.00	15	240001-13000	15	282643-20000	Y	
			15	240001-13000	90,000.00	15	240001-13000	15	282643-10000	Y	
			15	240001-13000	2,200.00	15	240001-13000	15	282643-00000	Y	
			15	240001-13000	1,244.00	15	240001-13000	15	282634	Y	
			15	240001-13000	77,200.00	15	240001-13000	15	282643-30000	Y	
			15	240001-13000	5,789.00	15	240001-13000	15	282636	Y	

Printed on a Xerox 9700 Laser Printing System at the Computing Services Center / Texas A&M University

Form: URGB01 (02/05/85)

CC	Account	Transaction Description	Offset CC	Offset Account	Amount	Actual Entry From CC	Actual Entry From Account	Actual Entry To CC	Actual Entry To Account	Feed	Mand
15	024000	DESIGNATED TUITION BNR RECEIVABL									
			15	240001-13000	2,460,075.00	15	240001-13000	15	282622	Y	
			15	240001-13000	130,743.00	15	240001-13000	15	282633-10000	Y	
			15	240001-13000	16,500.00	15	240001-13000	15	282632-00000	Y	
			15	240001-13000	10,000.00	15	240001-13000	15	282628-00000	Y	
			15	240001-13000	104,364.00	15	240001-13000	15	282625-10000	Y	
			15	240001-13000	2,287,505.00	15	240001-13000	15	282624-00000	Y	
			15	240001-13000	72,000.00	15	240001-13000	15	282625-00000	Y	
			15	240001-13000	30,614.00	15	240001-13000	15	282609-20000	Y	
			15	240001-13000	72,091.00	15	240001-13000	15	282620-00000	Y	
			15	240001-13000	154,368.00	15	240001-13000	15	282619	Y	
			15	240001-13000	46,318.00	15	240001-13000	15	282618	Y	
			15	240001-13000	33,867.00	15	240001-13000	15	282615	Y	
			15	240001-13000	191,464.00	15	240001-13000	15	282613-00000	Y	
			15	240001-13000	18,461.00	15	240001-13000	15	282614	Y	
			15	240001-13000	149,741.00	15	240001-13000	15	280606	Y	
			15	240001-13000	99,188.00	15	240001-13000	15	282608	Y	
			15	240001-13000	25,000.00	15	240001-13000	15	280900	Y	
			15	240001-13000	43,434.00	15	240001-13000	15	280609	Y	
			15	240001-13000	249,312.00	15	240001-13000	15	280607	Y	
			15	240001-13000	43,018.00	15	240001-13000	15	282609-10000	Y	
			15	240001-13000	31,164.00	15	240001-13000	15	280608	Y	
			15	240001-13000	2,380,444.00	15	240001-13000	15	280402-10000	Y	
			15	240001-13000	216,000.00	15	240001-13000	15	280412	Y	
			15	240001-13000	672,493.00	15	240001-13000	15	280605	Y	
			15	240001-13000	63,141.00	15	240001-13000	15	280604	Y	
			15	240001-13000	114,483.00	15	240001-13000	15	280603	Y	
			15	240001-13000	764,563.00	15	240001-13000	15	280602	Y	
			15	240001-13000	84,474.00	15	240001-13000	15	280501	Y	
			15	240001-13000	819,301.00	15	240001-13000	15	280502	Y	
			15	240001-13000	20,000.00	15	240001-13000	15	280410	Y	
			15	240001-13000	25,600.00	15	240001-13000	15	280406-11001	Y	
			15	240001-13000	141,879.00	15	240001-13000	15	280402-50000	Y	
			15	240001-13000	523,909.00	15	240001-13000	15	280402-40000	Y	
			15	240001-13000	448,555.00	15	240001-13000	15	280402-20000	Y	
			15	240001-13000	269,000.00	15	240001-13000	15	280402-30000	Y	
			15	240001-13000	50,626.00	15	240001-13000	15	280311	Y	
			15	240001-13000	26,162.00	15	240001-13000	15	280401-40000	Y	
			15	240001-13000	14,364.00	15	240001-13000	15	280401-20000	Y	
			15	240001-13000	159,220.00	15	240001-13000	15	280401-11001	Y	
			15	240001-13000	26,294.00	15	240001-13000	15	280401-10000	Y	
			15	240001-13000	8,000.00	15	240001-13000	15	280312	Y	
			15	240001-13000	121,461.00	15	240001-13000	15	280401-00000	Y	
			15	240001-13000	325,000.00	15	240001-13000	15	280214	Y	
			15	240001-13000	256,263.00	15	240001-13000	15	280310	Y	
			15	240001-13000	259,289.00	15	240001-13000	15	280307-10006	Y	
			15	240001-13000	80,001.00	15	240001-13000	15	280307-10004	Y	

Printed on a Xerox 9700 Laser Printing System at the Computing Services Center / Texas A&M University

Form: URGB01 (02/05/85)

CC	Account	Transaction Description	--- Offset --- CC	Account	Amount	-------- Actual Entry --------- ---- From ----- CC	Account	----- To ------ CC	Account	Feed	Mand
15	024000	DESIGNATED TUITION BNR RECEIVABL									
			15	240001-13000	138,575.00	15	240001-13000	15	280307-10002	Y	
			15	240001-13000	88,649.00	15	240001-13000	15	280301	Y	
			15	240001-13000	994,415.00	15	240001-13000	15	280302	Y	
			15	240001-13000	18,000.00	15	240001-13000	15	280120-20000	Y	
			15	240001-13000	810,816.00	15	240001-13000	15	280213	Y	
			15	240001-13000	13,124.00	15	240001-13000	15	280210	Y	
			15	240001-13000	24,102.00	15	240001-13000	15	280206	Y	
			15	240001-13000	367,500.00	15	240001-13000	15	280202	Y	
			15	240001-13000	17,720.00	15	240001-13000	15	280120-30000	Y	
			15	240001-13000	900,380.00	15	240001-13000	15	280201	Y	
			15	240001-13000	240,637.00	15	240001-13000	15	280101-00000	Y	
			15	240001-13000	40,713.00	15	240001-13000	15	280120-10000	Y	
			15	240001-13000	80,000.00	15	240001-13000	15	280116	Y	
			15	240001-13000	3,403,756.00	15	240001-13000	15	280115	Y	
			15	240001-13000	68,300.00	15	240001-13000	15	280111	Y	
			15	240001-13000	432,079.00	15	240001-13000	15	280102	Y	
			15	240001-13000	21,000.00	15	240001-13000	15	280110-00000	Y	
		Debt Service allocation to GL	15	240001-13000	1,170,000.00	15	240001-13000	15	024000	Y	
			15	240001-13000	68,472.00	15	240001-13000	15	280011	Y	
		** Potential Increase in Fund Balan			40,345,156.00						
15	024001	DISCRETIONARY-V-P ACAD. AFFAIRS									
			15	240011	2,500.00-	15	299999	15	240011	Y	
		** Potential Decrease in Fund Balan			2,500.00-						
15	024002	DISCRETIONARY-V-P FIN. & ADMIN.									
			15	240021	2,500.00-	15	299999	15	240021	Y	
		** Potential Decrease in Fund Balan			2,500.00-						
15	024005	PRESIDENT INITIATIVE FUND									
			15	240051	25,000.00-	15	299999	15	240051	Y	
		** Potential Decrease in Fund Balan			25,000.00-						
15	024007	DISC VP STUD AFFAIRS									
			15	240071	2,500.00-	15	299999	15	240071	Y	
		** Potential Decrease in Fund Balan			2,500.00-						
15	024033	DES DIFFERENTIAL TUITION COB									
			15	240330	92,001.00	15	240330	15	290300	Y	
			15	240330	482,884.00	15	240330	15	240331	Y	
			15	240331	482,884.00-	15	240330	15	240331	Y	
		** Potential Increase in Fund Balan			92,001.00						
15	024034	DES DIFFERENTIAL TUITION NURSING									
			15	240340	434,040.00	15	240340	15	240341	Y	
			15	240340	82,896.00	15	240340	15	290300	Y	

Printed on a Xerox 9700 Laser Printing System at the Computing Services Center / Texas A&M University

Form: URGB01 (02/05/85)

CC	Account	Transaction Description	--- Offset --- CC	Account	Amount	-------- Actual Entry --------- ---- From ----- CC	Account	----- To ------ CC	Account	Feed	Mand
15	024034	DES DIFFERENTIAL TUITION NURSING									
			15	240341	434,040.00-	15	240340	15	240341	Y	
		** Potential Increase in Fund Balan			82,896.00						
15	024520	MIRAMAR UNIV APTS-OCCFEES									
			15	245201	117,000.00	15	245201	15	301660	Y	
		** Potential Increase in Fund Balan			117,000.00						
15	024532	EXECUTIVE SUPPLEMENT (SAL)									
			15	245320	159,105.00-	15	299999	15	245320	Y	
		** Potential Decrease in Fund Balan			159,105.00-						
15	027000	TELECOMMUNICATIONS									
			15	270001-00000	330,322.00	15	270001-00000	15	270001-10000	Y	
			15	270001-00000	178,840.00	15	270001-00000	15	270001-20000	Y	
			15	270001-00000	53,437.00	15	270001-00000	15	270001-30000	Y	
			15	270001-10000	330,322.00-	15	270001-00000	15	270001-10000	Y	
			15	270001-20000	178,840.00-	15	270001-00000	15	270001-20000	Y	
			15	270001-30000	53,437.00-	15	270001-00000	15	270001-30000	Y	
		** Potential Decrease in Fund Balan			0.00						
15	027003	LEASE ADMIN COPIERS									
			15	270032	5,000.00	15	270032	15	320121	Y	
		** Potential Increase in Fund Balan			5,000.00						
15	027005	MAIL SERVICES									
			15	270051	5,000.00	15	270051	15	320121	Y	
			15	270051	5,000.00	15	270051	15	320041	Y	
		** Potential Increase in Fund Balan			10,000.00						
15	028000	DESIGNATED TUITION									
			15	280011	68,472.00-	15	240001-13000	15	280011	Y	
			15	280101-00000	240,637.00-	15	240001-13000	15	280101-00000	Y	
			15	280102	432,079.00-	15	240001-13000	15	280102	Y	
			15	280110-00000	21,000.00-	15	240001-13000	15	280110-00000	Y	
			15	280111	68,300.00-	15	240001-13000	15	280111	Y	
			15	280115	3,403,756.00-	15	240001-13000	15	280115	Y	
			15	280116	80,000.00-	15	240001-13000	15	280116	Y	
			15	280120-10000	40,713.00-	15	240001-13000	15	280120-10000	Y	
			15	280120-20000	18,000.00-	15	240001-13000	15	280120-20000	Y	
			15	280120-30000	17,720.00-	15	240001-13000	15	280120-30000	Y	
			15	280201	900,380.00-	15	240001-13000	15	280201	Y	
			15	280202	367,500.00-	15	240001-13000	15	280202	Y	
			15	280206	24,102.00-	15	240001-13000	15	280206	Y	
			15	280210	13,124.00-	15	240001-13000	15	280210	Y	
			15	280213	810,816.00-	15	240001-13000	15	280213	Y	
			15	280214	325,000.00-	15	240001-13000	15	280214	Y	

Printed on a Xerox 9700 Laser Printing System at the Computing Services Center / Texas A&M University

Form: URGB01 (02/05/85)

CC	Account	Transaction Description	--- Offset --- CC	Account	Amount	-------- Actual Entry --------- ---- From ----- CC	Account	----- To ------ CC	Account	Feed	Mand
15	028000	DESIGNATED TUITION									
			15	280301	88,649.00-	15	240001-13000	15	280301	Y	
			15	280302	994,415.00-	15	240001-13000	15	280302	Y	
			15	280307-10002	138,575.00-	15	240001-13000	15	280307-10002	Y	
			15	280307-10004	80,001.00-	15	240001-13000	15	280307-10004	Y	
			15	280307-10006	259,289.00-	15	240001-13000	15	280307-10006	Y	
			15	280310	256,263.00-	15	240001-13000	15	280310	Y	
			15	280311	50,626.00-	15	240001-13000	15	280311	Y	
			15	280312	8,000.00-	15	240001-13000	15	280312	Y	
			15	280401-00000	121,461.00-	15	240001-13000	15	280401-00000	Y	
			15	280401-10000	26,294.00-	15	240001-13000	15	280401-10000	Y	
			15	280401-11001	159,220.00-	15	240001-13000	15	280401-11001	Y	
			15	280401-20000	14,364.00-	15	240001-13000	15	280401-20000	Y	
			15	280401-40000	26,162.00-	15	240001-13000	15	280401-40000	Y	
			15	280402-10000	2,380,444.00-	15	240001-13000	15	280402-10000	Y	
			15	280402-20000	448,555.00-	15	240001-13000	15	280402-20000	Y	
			15	280402-30000	269,000.00-	15	240001-13000	15	280402-30000	Y	
			15	280402-40000	523,909.00-	15	240001-13000	15	280402-40000	Y	
			15	280402-50000	141,879.00-	15	240001-13000	15	280402-50000	Y	
			15	280406-11001	25,600.00-	15	240001-13000	15	280406-11001	Y	
			15	280410	20,000.00-	15	240001-13000	15	280410	Y	
			15	280412	216,000.00-	15	240001-13000	15	280412	Y	
			15	280501	84,474.00-	15	240001-13000	15	280501	Y	
			15	280502	819,301.00-	15	240001-13000	15	280502	Y	
			15	280602	764,563.00-	15	240001-13000	15	280602	Y	
			15	280603	114,483.00-	15	240001-13000	15	280603	Y	
			15	280604	63,141.00-	15	240001-13000	15	280604	Y	
			15	280605	672,493.00-	15	240001-13000	15	280605	Y	
			15	280606	149,741.00-	15	240001-13000	15	280606	Y	
			15	280607	249,312.00-	15	240001-13000	15	280607	Y	
			15	280608	31,164.00-	15	240001-13000	15	280608	Y	
			15	280609	43,434.00-	15	240001-13000	15	280609	Y	
			15	280620	2,088,331.00	15	280620	15	240001-13000	Y	
			15	280900	25,000.00-	15	240001-13000	15	280900	Y	
		** Potential Decrease in Fund Balan			14,009,080.00-						
15	028200	DESIGNATED TUITION-ACADEMIC SUPP									
			15	282608	99,188.00-	15	240001-13000	15	282608	Y	
			15	282609-10000	43,018.00-	15	240001-13000	15	282609-10000	Y	
			15	282609-20000	30,614.00-	15	240001-13000	15	282609-20000	Y	
			15	282613-00000	191,464.00-	15	240001-13000	15	282613-00000	Y	
			15	282614	18,461.00-	15	240001-13000	15	282614	Y	
			15	282615	33,867.00-	15	240001-13000	15	282615	Y	
			15	282618	46,318.00-	15	240001-13000	15	282618	Y	
			15	282619	154,368.00-	15	240001-13000	15	282619	Y	
			15	282620-00000	72,091.00-	15	240001-13000	15	282620-00000	Y	
			15	282622	2,460,075.00-	15	240001-13000	15	282622	Y	

Printed on a Xerox 9700 Laser Printing System at the Computing Services Center / Texas A&M University

Form: URGB01 (02/05/85)

CC	Account	Transaction Description	--- Offset --- CC	Account	Amount	-------- Actual Entry --------- ---- From ----- CC	Account	----- To ------ CC	Account	Feed	Mand
15	028200	DESIGNATED TUITION-ACADEMIC SUPP									
			15	282624-00000	2,287,505.00-	15	240001-13000	15	282624-00000	Y	
			15	282625-00000	72,000.00-	15	240001-13000	15	282625-00000	Y	
			15	282625-10000	104,364.00-	15	240001-13000	15	282625-10000	Y	
			15	282628-00000	10,000.00-	15	240001-13000	15	282628-00000	Y	
			15	282632-00000	16,500.00-	15	240001-13000	15	282632-00000	Y	
			15	282633-10000	130,743.00-	15	240001-13000	15	282633-10000	Y	
			15	282633-20000	105,122.00-	15	240001-13000	15	282633-20000	Y	
			15	282634	1,244.00-	15	240001-13000	15	282634	Y	
			15	282636	5,789.00-	15	240001-13000	15	282636	Y	
			15	282656-00000	303,000.00-	15	240001-13000	15	282656-00000	Y	
			15	282657	20,000.00-	15	240001-13000	15	282657	Y	
			15	283621	174,077.00-	15	240001-13000	15	283621	Y	
		** Potential Decrease in Fund Balan			6,379,808.00-						
15	028264	ASSISTANTSHIPS: DOCTORAL & MASTE									
			15	282643-00000	2,200.00-	15	240001-13000	15	282643-00000	Y	
			15	282643-10000	90,000.00-	15	240001-13000	15	282643-10000	Y	
			15	282643-20000	127,800.00-	15	240001-13000	15	282643-20000	Y	
			15	282643-30000	77,200.00-	15	240001-13000	15	282643-30000	Y	
			15	282643-40000	37,800.00-	15	240001-13000	15	282643-40000	Y	
			15	282643-50000	20,000.00-	15	240001-13000	15	282643-50000	Y	
		** Potential Decrease in Fund Balan			355,000.00-						
15	028295	DESIGNATED TUITION- RESERVE FOR									
			15	282950	396,026.00-	15	240001-13000	15	282950	Y	
		** Potential Decrease in Fund Balan			396,026.00-						
15	028300	DESIGNATED TUITION-STUDENT SERVI									
			15	283601	367,900.00-	15	240001-13000	15	283601	Y	
			15	283602	82,757.00-	15	240001-13000	15	283602	Y	
			15	283603	137,289.00-	15	240001-13000	15	283603	Y	
			15	283605	20,000.00-	15	240001-13000	15	283605	Y	
			15	283609	50,000.00-	15	240001-13000	15	283609	Y	
			15	283610	86,161.00-	15	240001-13000	15	283610	Y	
			15	283615	28,653.00-	15	240001-13000	15	283615	Y	
			15	283616	12,646.00-	15	240001-13000	15	283616	Y	
			15	283620	33,081.00-	15	240001-13000	15	283620	Y	
		** Potential Decrease in Fund Balan			818,487.00-						
15	028400	DESIGNATED TUITION-INSTITUTIONAL									
			15	284500	34,324.00-	15	240001-13000	15	284500	Y	
			15	284501	177,460.00-	15	240001-13000	15	284501	Y	
			15	284503	171,885.00-	15	240001-13000	15	284503	Y	
			15	284504-00000	63,674.00-	15	240001-13000	15	284504-00000	Y	
			15	284505	13,351.00-	15	240001-13000	15	284505	Y	
			15	284506-00000	765,114.00-	15	240001-13000	15	284506-00000	Y	

Printed on a Xerox 9700 Laser Printing System at the Computing Services Center / Texas A&M University

Form: URGB01 (02/05/85)

CC	Account	Transaction Description	--- Offset --- CC	Account	Amount	-------- Actual Entry --------- ---- From ----- CC	Account	----- To ------ CC	Account	Feed	Mand
15	028400	DESIGNATED TUITION-INSTITUTIONAL									
			15	284507	60,000.00-	15	240001-13000	15	284507	Y	
			15	284508	26,729.00-	15	240001-13000	15	284508	Y	
			15	284509	14,434.00-	15	240001-13000	15	284509	Y	
			15	284510	41,358.00-	15	240001-13000	15	284510	Y	
			15	284514	846,000.00-	15	240001-13000	15	284514	Y	
			15	284515	63,264.00-	15	240001-13000	15	284515	Y	
			15	284516	14,604.00-	15	240001-13000	15	284516	Y	
			15	284517	19,261.00-	15	240001-13000	15	284517	Y	
			15	284518-10000	35,360.00-	15	240001-13000	15	284518-10000	Y	
			15	284518-20000	1,500.00-	15	240001-13000	15	284518-20000	Y	
			15	284518-60000	4,060.00-	15	240001-13000	15	284518-60000	Y	
			15	284518-70000	27,500.00-	15	240001-13000	15	284518-70000	Y	
			15	284520	47,500.00-	15	240001-13000	15	284520	Y	
			15	284521	100,000.00-	15	299999	15	284521	Y	
			15	284523	16,461.00-	15	240001-13000	15	284523	Y	
			15	284525	70,477.00-	15	240001-13000	15	284525	Y	
			15	284527	109,629.00-	15	240001-13000	15	284527	Y	
			15	284528	118,215.00-	15	240001-13000	15	284528	Y	
			15	284529	24,100.00-	15	240001-13000	15	284529	Y	
			15	284530	161,718.00-	15	240001-13000	15	284530	Y	
			15	284531	7,974.00-	15	240001-13000	15	284531	Y	
			15	284532	390,789.00-	15	240001-13000	15	284532	Y	
			15	284537	700,496.00-	15	299999	15	284537	Y	
			15	284539	24,772.00-	15	240001-13000	15	284539	Y	
			15	284541	85,482.00-	15	240001-13000	15	284541	Y	
			15	284542	36,602.00-	15	240001-13000	15	284542	Y	
			15	284543	15,000.00-	15	240001-13000	15	284543	Y	
			15	284545	17,500.00-	15	240001-13000	15	284545	Y	
			15	284554	106,881.00-	15	240001-13000	15	284554	Y	
			15	284555-00000	127,901.00-	15	240001-13000	15	284555-00000	Y	
			15	284564	20,078.00-	15	240001-13000	15	284564	Y	
			15	284566	15,851.00-	15	240001-13000	15	284566	Y	
			15	284568	129,170.00-	15	240001-13000	15	284568	Y	
			15	284573	7,000.00-	15	240001-13000	15	284573	Y	
			15	284574	60,000.00-	15	240001-13000	15	284574	Y	
			15	284581	10,258.00-	15	240001-13000	15	284581	Y	
			15	284583	310,209.00-	15	240001-13000	15	284583	Y	
			15	284586	20,177.00-	15	240001-13000	15	284586	Y	
			15	284590	1,955,000.00-	15	240001-13000	15	284590	Y	
			15	284591-00000	114,491.00-	15	240001-13000	15	284591-00000	Y	
			15	284592	26,897.00-	15	240001-13000	15	284592	Y	
			15	284593	11,370.00-	15	240001-13000	15	284593	Y	
			15	284595	15,468.00-	15	240001-13000	15	284595	Y	
			15	284596	11,370.00-	15	240001-13000	15	284596	Y	
			15	284597	12,500.00-	15	240001-13000	15	284597	Y	
			15	284603-00000	100,000.00-	15	240001-13000	15	284603-00000	Y	

Printed on a Xerox 9700 Laser Printing System at the Computing Services Center / Texas A&M University

Form: URGB01 (02/05/85)

CC	Account	Transaction Description	--- Offset --- CC	Account	Amount	-------- Actual Entry --------- ---- From ----- CC	Account	----- To ------ CC	Account	Feed	Mand
15	028400	DESIGNATED TUITION-INSTITUTIONAL									
			15	284605	12,024.00-	15	240001-13000	15	284605	Y	
			15	284606	234,324.00-	15	240001-13000	15	284606	Y	
			15	284607	37,056.00-	15	240001-13000	15	284607	Y	
			15	284608	362,998.00-	15	240001-13000	15	284608	Y	
			15	284609	50,000.00-	15	240001-13000	15	284609	Y	
			15	284610	17,847.00-	15	240001-13000	15	284610	Y	
			15	284640	45,000.00-	15	240001-13000	15	284640	Y	
			15	284640	25,000.00-	15	299999	15	284640	Y	
			15	284720	40,000.00-	15	240001-13000	15	284720	Y	
			15	284740	72,000.00-	15	240001-13000	15	284740	Y	
			15	284810	10,000.00-	15	240001-13000	15	284810	Y	
			15	284830	10,000.00-	15	240001-13000	15	284830	Y	
			15	284860	16,500.00-	15	240001-13000	15	284860	Y	
		** Potential Decrease in Fund Balan			8,293,963.00-						
15	028500	DESIGNATED TUITION-PLANT									
			15	285502	8,447.00-	15	240001-13000	15	285502	Y	
			15	285503	25,000.00-	15	240001-13000	15	285503	Y	
			15	285509	49,957.00-	15	240001-13000	15	285509	Y	
			15	285523	75,747.00-	15	240001-13000	15	285523	Y	
			15	285524	4,000.00-	15	240001-13000	15	285524	Y	
			15	285525	17,900.00-	15	240001-13000	15	285525	Y	
			15	285527	67,440.00-	15	240001-13000	15	285527	Y	
			15	285528	69,000.00-	15	240001-13000	15	285528	Y	
			15	285530	83,213.00-	15	240001-13000	15	285530	Y	
			15	285540	1,332.00-	15	240001-13000	15	285540	Y	
			15	285545	4,208.00-	15	240001-13000	15	285545	Y	
			15	285555	53,699.00-	15	240001-13000	15	285555	Y	
			15	285565	6,659.00-	15	240001-13000	15	285565	Y	
		** Potential Decrease in Fund Balan			466,602.00-						
15	028600	DESIGNATED TUITION-SCHOLARSHIP									
			15	286601	160,000.00-	15	240001-13000	15	286601	Y	
		** Potential Decrease in Fund Balan			160,000.00-						
15	028999	DESIG. TUITION - FOR BUDGETS									
			15	289990-00000	216,798.00-	15	240001-13000	15	289990-00000	Y	
			15	289990-00010	1,446,065.00-	15	240001-13000	15	289990-00010	Y	
			15	289990-00015	174,413.00-	15	240001-13000	15	289990-00015	Y	
			15	289990-00020	180,000.00-	15	240001-13000	15	289990-00020	Y	
			15	289990-00025	236,650.00-	15	240001-13000	15	289990-00025	Y	
			15	289990-00030	237,000.00-	15	240001-13000	15	289990-00030	Y	
			15	289990-00035	3,122,950.00-	15	240001-13000	15	289990-00035	Y	
		** Potential Decrease in Fund Balan			5,613,876.00-						
15	029008	TPEG-RESIDENT									
			15	290080	177,786.00	15	290080	15	290099	Y	

Printed on a Xerox 9700 Laser Printing System at the Computing Services Center / Texas A&M University

Form: URGB01 (02/05/85)

CC	Account	Transaction Description	Offset CC	Offset Account	Amount	Actual Entry From CC	Actual Entry From Account	Actual Entry To CC	Actual Entry To Account	Feed	Mand
15	029008	TPEG-RESIDENT									
			15	290080	1,777,860.00-	15	011180	15	290080	Y	
			15	290085	215,020.00-	15	011180	15	290085	Y	
			15	290085	21,502.00	15	290085	15	290099	Y	
		** Potential Decrease in Fund Balan			1,793,592.00-						
15	029009	TPEG-NON RESIDENT									
			15	290090	8,497.00	15	290090	15	290099	Y	
			15	290090	84,965.00-	15	011180	15	290090	Y	
			15	290095	43,601.00-	15	011180	15	290095	Y	
			15	290095	4,360.00	15	290095	15	290099	Y	
			15	290099	4,360.00-	15	290095	15	290099	Y	
			15	290099	177,786.00-	15	290080	15	290099	Y	
			15	290099	21,502.00-	15	290085	15	290099	Y	
			15	290099	8,497.00-	15	290090	15	290099	Y	
		** Potential Decrease in Fund Balan			327,854.00-						
15	029020	TUITION SET ASIDE (15%)-RES UNDE									
			15	290200	840,000.00-	15	240001-13000	15	290200	Y	
			15	290210-10000	481,920.00-	15	240001-13000	15	290210-10000	Y	
			15	290210-60100	12,000.00-	15	240001-13000	15	290210-60100	Y	
			15	290211	400,072.00-	15	240001-13000	15	290211	Y	
			15	290213	111,500.00-	15	240001-13000	15	290213	Y	
		** Potential Decrease in Fund Balan			1,845,492.00-						
15	029030	TUITION SET ASIDE (15%)-RES GRAD									
			15	290300	82,896.00-	15	240340	15	290300	Y	
			15	290300	92,001.00-	15	240330	15	290300	Y	
			15	290300	351,286.00-	15	240001-13000	15	290300	Y	
			15	290311	81,930.00-	15	240001-13000	15	290311	Y	
		** Potential Decrease in Fund Balan			608,113.00-						
15	029041	PRESIDENTIAL SCHOLAR									
			15	290410	368,000.00-	15	240001-13000	15	290410	Y	
		** Potential Decrease in Fund Balan			368,000.00-						
15	029042	ACHIEVER SCHOLAR									
			15	290420	201,000.00-	15	240001-13000	15	290420	Y	
		** Potential Decrease in Fund Balan			201,000.00-						
15	029043	ISLANDER SCHOLAR									
			15	290430	350,102.00-	15	240001-13000	15	290430	Y	
		** Potential Decrease in Fund Balan			350,102.00-						
15	029044	IMPACT SCHOLAR									
			15	290440	190,000.00-	15	240001-13000	15	290440	Y	
		** Potential Decrease in Fund Balan			190,000.00-						

Printed on a Xerox 9700 Laser Printing System at the Computing Services Center / Texas A&M University

Form: URGB01 (02/05/85)

CC	Account	Transaction Description	Offset CC	Offset Account	Amount	Actual Entry From CC	Actual Entry From Account	Actual Entry To CC	Actual Entry To Account	Feed	Mand
15	029045	TRANSFER SCHOLAR									
			15	290450	120,000.00-	15	240001-13000	15	290450	Y	
		** Potential Decrease in Fund Balan			120,000.00-						
15	029999	INTEREST INCOME-DESIGNATED									
			15	299999	25,000.00	15	299999	15	240051	Y	
			15	299999	147,410.00	15	299999	15	351000-10000	Y	
			15	299999	25,000.00	15	299999	15	284640	Y	
			15	299999	700,496.00	15	299999	15	284537	Y	
			15	299999	100,000.00	15	299999	15	284521	Y	
			15	299999	159,105.00	15	299999	15	245320	Y	
			15	299999	2,500.00	15	299999	15	240071	Y	
			15	299999	2,500.00	15	299999	15	240021	Y	
			15	299999	2,500.00	15	299999	15	240011	Y	
		** Potential Increase in Fund Balan			1,164,511.00						
15	030003	REC SPTS RESERVE FOR DEFERRED MA									
			15	300030	40,000.00-	15	300061	15	300030	Y	
		** Potential Decrease in Fund Balan			40,000.00-						
15	030005	UNIVERSITY HEALTH CENTER BNR REC									
			15	300051	25,000.00	15	300051	15	300052	Y	
			15	300051	32,968.00	15	300051	15	300053	Y	
			15	300052	25,000.00-	15	300051	15	300052	Y	
			15	300053	32,968.00-	15	300051	15	300053	Y	
		** Potential Decrease in Fund Balan			0.00						
15	030006	RECREATION SPORTS									
			15	300061	9,300.00	15	300061	15	300063-10004	Y	
			15	300061	40,000.00	15	300061	15	300030	Y	
			15	300061	70,000.00	15	300061	15	300110	Y	
			15	300061	58,895.00	15	300061	15	300063-10001	Y	
			15	300061	96,255.00	15	300061	15	300063-10002	Y	
		Debt Service allocation to GL	15	300061	1,005,452.00	15	300061	15	030006	Y	
			15	300061	48,516.00	15	300061	15	300063-10005	Y	
			15	300061	565,300.00	15	300061	15	300062	Y	
			15	300061	44,100.00	15	300061	15	300063-10003	Y	
			15	300062	565,300.00-	15	300061	15	300062	Y	
			15	300063-10001	58,895.00-	15	300061	15	300063-10001	Y	
			15	300063-10002	96,255.00-	15	300061	15	300063-10002	Y	
			15	300063-10003	44,100.00-	15	300061	15	300063-10003	Y	
			15	300063-10004	9,300.00-	15	300061	15	300063-10004	Y	
			15	300063-10005	48,516.00-	15	300061	15	300063-10005	Y	
		** Potential Increase in Fund Balan			1,115,452.00						
15	030010	STUDENT SERVICE FEES									
			15	300100	50,000.00	15	300100	15	301640	Y	

Printed on a Xerox 9700 Laser Printing System at the Computing Services Center / Texas A&M University

Form: URGB01 (02/05/85)

CC	Account	Transaction Description	Offset CC	Offset Account	Amount	Actual Entry From CC	Actual Entry From Account	Actual Entry To CC	Actual Entry To Account	Feed	Mand
15	030010	STUDENT SERVICE FEES									
			15	300100	223,384.00	15	300100	15	320103-00001	Y	
			15	300100	13,693.00	15	300100	15	301650	Y	
			15	300100	11,505.00	15	300100	15	301600	Y	
			15	300100	33,330.00	15	300100	15	301620	Y	
			15	300100	25,000.00	15	300100	15	301310	Y	
			15	300100	21,405.00	15	300100	15	301590	Y	
			15	300100	13,750.00	15	300100	15	301340	Y	
			15	300100	5,100.00	15	300100	15	301570	Y	
			15	300100	6,000.00	15	300100	15	301460	Y	
			15	300100	23,179.00	15	300100	15	301320	Y	
			15	300100	14,500.00	15	300100	15	301580	Y	
			15	300100	8,606.00	15	300100	15	301220	Y	
			15	300100	12,000.00	15	300100	15	301250	Y	
			15	300100	11,000.00	15	300100	15	301230	Y	
			15	300100	219,011.00	15	300100	15	301160	Y	
			15	300100	28,340.00	15	300100	15	301290	Y	
			15	300100	70,589.00	15	300100	15	301170	Y	
			15	300100	73,689.00	15	300100	15	301270	Y	
			15	300100	14,250.00	15	300100	15	301030	Y	
			15	300100	628,333.00	15	300100	15	301120	Y	
			15	300100	5,750.00	15	300100	15	301060	Y	
			15	300100	50,055.00	15	300100	15	301100	Y	
			15	300100	72,205.00	15	300100	15	301080	Y	
			15	300100	1,500.00	15	300100	15	301040	Y	
			15	300100	67,918.00	15	300100	15	301110	Y	
			15	300100	23,531.00	15	300100	15	300651	Y	
			15	300100	52,365.00	15	300100	15	300900	Y	
			15	300100	541,778.00	15	300100	15	300700	Y	
			15	300100	467,543.00	15	300100	15	300601	Y	
			15	300100	4,586.00	15	300100	15	301020	Y	
			15	300100	207,650.00	15	300100	15	300650	Y	
			15	300100	39,775.00	15	300100	15	301000	Y	
			15	300100	187,494.00	15	300100	15	300200	Y	
			15	300100	62,010.00	15	300100	15	300600	Y	
			15	300100	671,665.00	15	300100	15	300400	Y	
			15	300100	21,000.00	15	300100	15	300310	Y	
			15	300100	626,640.00	15	300100	15	300500	Y	
			15	300100	977,970.00	15	300100	15	300300	Y	
			15	300100	82,000.00	15	300100	15	300510	Y	
		** Potential Increase in Fund Balan			5,670,099.00						
15	030011	RESERVE-EQUIPMENT REPLACEMENT									
			15	300110	70,000.00-	15	300061	15	300110	Y	
		** Potential Decrease in Fund Balan			70,000.00-						
15	030020	DEAN OF STUDENTS									
			15	300200	32,915.00-	15	301120	15	300200	Y	

Printed on a Xerox 9700 Laser Printing System at the Computing Services Center / Texas A&M University

Form: URGB01 (02/05/85)

CC	Account	Transaction Description	Offset CC	Offset Account	Amount	Actual Entry From CC	Actual Entry From Account	Actual Entry To CC	Actual Entry To Account	Feed	Mand
15	030020	DEAN OF STUDENTS									
			15	300200	187,494.00-	15	300100	15	300200	Y	
		** Potential Decrease in Fund Balan			220,409.00-						
15	030030	COUNSELING & STUDENT DEVELOPMENT									
			15	300300	53,713.00-	15	301120	15	300300	Y	
			15	300300	977,970.00-	15	300100	15	300300	Y	
		** Potential Decrease in Fund Balan			1,031,683.00-						
15	030031	UCC UTILITIES									
			15	300310	21,000.00-	15	300100	15	300310	Y	
		** Potential Decrease in Fund Balan			21,000.00-						
15	030040	CAREER PLANNING & PLACEMENT									
			15	300400	33,235.00-	15	301120	15	300400	Y	
			15	300400	671,665.00-	15	300100	15	300400	Y	
		** Potential Decrease in Fund Balan			704,900.00-						
15	030050	SPECIAL POPULATIONS									
			15	300500	63,165.00-	15	301120	15	300500	Y	
			15	300500	626,640.00-	15	300100	15	300500	Y	
		** Potential Decrease in Fund Balan			689,805.00-						
15	030051	INTERPRETER SERVICES									
			15	300510	82,000.00-	15	300100	15	300510	Y	
		** Potential Decrease in Fund Balan			82,000.00-						
15	030060	DEAN OF STUDENTS									
			15	300600	62,010.00-	15	300100	15	300600	Y	
			15	300601	467,543.00-	15	300100	15	300601	Y	
		** Potential Decrease in Fund Balan			529,553.00-						
15	030065	ASSOCIATE DEAN OF STUDENTS									
			15	300650	7,820.00-	15	301120	15	300650	Y	
			15	300650	207,650.00-	15	300100	15	300650	Y	
			15	300651	23,531.00-	15	300100	15	300651	Y	
		** Potential Decrease in Fund Balan			239,001.00-						
15	030070	STUDENT ACTIVITIES									
			15	300700	81,800.00-	15	301120	15	300700	Y	
			15	300700	541,778.00-	15	300100	15	300700	Y	
		** Potential Decrease in Fund Balan			623,578.00-						
15	030090	STUDENT GOVERNMENT									
			15	300900	52,365.00-	15	300100	15	300900	Y	
		** Potential Decrease in Fund Balan			52,365.00-						

Printed on a Xerox 9700 Laser Printing System at the Computing Services Center / Texas A&M University

Form: URGB01 (02/05/85)

CC	Account	Transaction Description	--- Offset --- CC	Account	Amount	-------- Actual Entry --------- ---- From ----- CC	Account	----- To ------ CC	Account	Feed	Mand
15	030100	UCSO									
			15	301000	39,775.00-	15	300100	15	301000	Y	
		** Potential Decrease in Fund Balan			39,775.00-						
15	030102	UNIVERSITY GALLERIES									
			15	301020	4,586.00-	15	300100	15	301020	Y	
		** Potential Decrease in Fund Balan			4,586.00-						
15	030103	FINANCIAL ASSISTANCE									
			15	301030	14,250.00-	15	300100	15	301030	Y	
		** Potential Decrease in Fund Balan			14,250.00-						
15	030104	STUDENT ADVISORY BOARD									
			15	301040	1,500.00-	15	300100	15	301040	Y	
		** Potential Decrease in Fund Balan			1,500.00-						
15	030106	WARREN THEATRE									
			15	301060	5,750.00-	15	300100	15	301060	Y	
		** Potential Decrease in Fund Balan			5,750.00-						
15	030108	CAMPUS ACTIVITY BOARD									
			15	301080	72,205.00-	15	300100	15	301080	Y	
		** Potential Decrease in Fund Balan			72,205.00-						
15	030110	MULTICULTURAL PROGRAMMING									
			15	301100	50,055.00-	15	300100	15	301100	Y	
		** Potential Decrease in Fund Balan			50,055.00-						
15	030111	UNIVERSITY HOUSING									
			15	301110	126,658.00-	15	301490	15	301110	Y	
			15	301110	67,918.00-	15	300100	15	301110	Y	
		** Potential Decrease in Fund Balan			194,576.00-						
15	030112	STUDENT SRVC UNALLOC RESERVE									
			15	301120	33,235.00	15	301120	15	300400	Y	
			15	301120	24,244.00	15	301120	15	301270	Y	
			15	301120	20,050.00	15	301120	15	301570	Y	
			15	301120	63,165.00	15	301120	15	300500	Y	
			15	301120	81,800.00	15	301120	15	300700	Y	
			15	301120	20,200.00	15	301120	15	301600	Y	
			15	301120	7,820.00	15	301120	15	300650	Y	
			15	301120	53,713.00	15	301120	15	300300	Y	
			15	301120	32,915.00	15	301120	15	300200	Y	
			15	301120	628,333.00-	15	300100	15	301120	Y	
		** Potential Decrease in Fund Balan			291,191.00-						
15	030116	CENTER FOR ACADEMIC STUDENT ACHE									
			15	301160	219,011.00-	15	300100	15	301160	Y	
		** Potential Decrease in Fund Balan			219,011.00-						

Printed on a Xerox 9700 Laser Printing System at the Computing Services Center / Texas A&M University

Form: URGB01 (02/05/85)

CC	Account	Transaction Description	--- Offset --- CC	Account	Amount	-------- Actual Entry --------- ---- From ----- CC	Account	----- To ------ CC	Account	Feed	Mand
15	030117	INTERNATIONAL STUDENT SERVICES									
			15	301170	70,589.00-	15	300100	15	301170	Y	
		** Potential Decrease in Fund Balan			70,589.00-						
15	030122	ASSOCIATE DEAN OF STUDENTS-DEGAI									
			15	301220	8,606.00-	15	300100	15	301220	Y	
		** Potential Decrease in Fund Balan			8,606.00-						
15	030123	W. O. W.									
			15	301230	11,000.00-	15	300100	15	301230	Y	
		** Potential Decrease in Fund Balan			11,000.00-						
15	030125	HOMECOMING									
			15	301250	12,000.00-	15	300100	15	301250	Y	
		** Potential Decrease in Fund Balan			12,000.00-						
15	030127	PREVENTION PROGRAMS									
			15	301270	24,244.00-	15	301120	15	301270	Y	
			15	301270	73,689.00-	15	300100	15	301270	Y	
		** Potential Decrease in Fund Balan			97,933.00-						
15	030129	STUDENT VOLUNTEER CONNECTION									
			15	301290	28,340.00-	15	300100	15	301290	Y	
		** Potential Decrease in Fund Balan			28,340.00-						
15	030131	ALOHA DAYS									
			15	301310	25,000.00-	15	300100	15	301310	Y	
		** Potential Decrease in Fund Balan			25,000.00-						
15	030132	GREEK LIFE									
			15	301320	23,179.00-	15	300100	15	301320	Y	
		** Potential Decrease in Fund Balan			23,179.00-						
15	030134	UCSA LEADS									
			15	301340	13,750.00-	15	300100	15	301340	Y	
		** Potential Decrease in Fund Balan			13,750.00-						
15	030146	PRESIDENT'S AMBASSADORS									
			15	301460	6,000.00-	15	300100	15	301460	Y	
		** Potential Decrease in Fund Balan			6,000.00-						
15	030149	ACC-HOUSING SERVICES									
		TEMPORARY	15	301490	258,400.00	15	301490	15	351000-10000	Y	
			15	301490	125,000.00-	15	320081	15	301490	Y	
			15	301490	126,658.00	15	301490	15	301110	Y	
			15	301490	140,000.00	15	301490	15	033000	Y	
		** Potential Increase in Fund Balan			400,058.00						

Printed on a Xerox 9700 Laser Printing System at the Computing Services Center / Texas A&M University

Form: URGB01 (02/05/85)

CC	Account	Transaction Description	--- Offset --- CC	Account	Amount	-------- Actual Entry --------- ---- From ----- CC	Account	----- To ------ CC	Account	Feed	Mand
15	030157	STRATEGIC ENGAGEMENT									
			15	301570	20,050.00-	15	301120	15	301570	Y	
			15	301570	5,100.00-	15	300100	15	301570	Y	
		** Potential Decrease in Fund Balan			25,150.00-						
15	030158	UCSA SPECIAL EVENTS									
			15	301580	7,000.00-	15	320103-00001	15	301580	Y	
			15	301580	14,500.00-	15	300100	15	301580	Y	
		** Potential Decrease in Fund Balan			21,500.00-						
15	030159	UCSA PUBLICITY									
			15	301590	21,405.00-	15	300100	15	301590	Y	
		** Potential Decrease in Fund Balan			21,405.00-						
15	030160	INCLUSION									
			15	301600	20,200.00-	15	301120	15	301600	Y	
			15	301600	11,505.00-	15	300100	15	301600	Y	
		** Potential Decrease in Fund Balan			31,705.00-						
15	030162	ISLAND WAVES									
			15	301620	33,330.00-	15	300100	15	301620	Y	
		** Potential Decrease in Fund Balan			33,330.00-						
15	030164	FOUNDERS DAY/LECTURE SERIES									
			15	301640	50,000.00-	15	300100	15	301640	Y	
		** Potential Decrease in Fund Balan			50,000.00-						
15	030165	ITEAM									
			15	301650	13,693.00-	15	300100	15	301650	Y	
		** Potential Decrease in Fund Balan			13,693.00-						
15	030166	RESIDENT LIFE - CONTINGENCIES									
			15	301660	117,000.00-	15	245201	15	301660	Y	
		** Potential Decrease in Fund Balan			117,000.00-						
15	030700	UNIVERSITY SERVICE FEE (USF) SAN									
			15	307001	71,277.00-	15	207001	15	307001	Y	
		** Potential Decrease in Fund Balan			71,277.00-						
15	030909	AUXILIARY FUNDS EXEMPTIONS									
			15	309099	4,062,783.00-	15	409099	15	309099	Y	
		** Potential Decrease in Fund Balan			4,062,783.00-						
15	032002	VENDING MACHINES									
			15	320021	26,000.00	15	320021	15	351000-10000	Y	
			15	320021	47,000.00	15	320021	15	420890	Y	
			15	320021	35,000.00	15	320021	15	320121	Y	

Printed on a Xerox 9700 Laser Printing System at the Computing Services Center / Texas A&M University

Form: URGB01 (02/05/85)

CC	Account	Transaction Description	--- Offset --- CC	Account	Amount	-------- Actual Entry --------- ---- From ----- CC	Account	----- To ------ CC	Account	Feed	Mand
15	032002	VENDING MACHINES									
			15	320021	8,000.00	15	320021	15	320070	Y	
			15	320021	66,000.00	15	320021	15	033000	Y	
			15	320021	5,000.00	15	320021	15	320041	Y	
		** Potential Increase in Fund Balan			187,000.00						
15	032003	LICENSING									
			15	320031	14,000.00	15	320031	15	033000	Y	
			15	320031	20,000.00	15	320031	15	351000-10000	Y	
		** Potential Increase in Fund Balan			34,000.00						
15	032004	FOOD SERVICE COMMISSIONS									
			15	320041	5,000.00-	15	320070	15	320041	Y	
			15	320041	5,000.00-	15	320121	15	320041	Y	
			15	320041	5,000.00-	15	320160	15	320041	Y	
			15	320041	5,000.00	15	320041	15	420890	Y	
			15	320041	17,000.00	15	320041	15	320070	Y	
			15	320041	50,000.00	15	320041	15	320121	Y	
			15	320041	100,000.00	15	320041	15	320043	Y	
			15	320041	25,100.00	15	320041	15	033000	Y	
			15	320041	5,000.00-	15	320021	15	320041	Y	
			15	320041	5,000.00-	15	270051	15	320041	Y	
			15	320043	100,000.00-	15	320041	15	320043	Y	
		** Potential Increase in Fund Balan			72,100.00						
15	032007	SANDDOLLARS BNR RECEIVABLE									
			15	320070	5,000.00	15	320070	15	320041	Y	
			15	320070	5,000.00-	15	320091	15	320070	Y	
			15	320070	5,000.00	15	320070	15	420890	Y	
			15	320070	7,500.00	15	320070	15	320121	Y	
			15	320070	1,000.00	15	320070	15	033000	Y	
			15	320070	17,000.00-	15	320041	15	320070	Y	
			15	320070	8,000.00-	15	320021	15	320070	Y	
		** Potential Decrease in Fund Balan			11,500.00-						
15	032008	MIRAMAR APTS									
			15	320081	125,000.00	15	320081	15	301490	Y	
		** Potential Increase in Fund Balan			125,000.00						
15	032009	BOOKSTORE CONTRACT COMMISSION									
			15	320091	5,000.00	15	320091	15	320070	Y	
			15	320091	2,090.00	15	320091	15	320200	Y	
			15	320091	10,000.00	15	320091	15	420890	Y	
			15	320091	375,000.00	15	320091	15	320121	Y	
			15	320091	5,000.00	15	320091	15	211030	Y	
			15	320091	38,400.00	15	320091	15	033000	Y	
		** Potential Increase in Fund Balan			435,490.00						

Printed on a Xerox 9700 Laser Printing System at the Computing Services Center / Texas A&M University

Form: URGB01 (02/05/85)

CC	Account	Transaction Description	--- Offset --- CC	Account	Amount	-------- Actual Entry --------- ---- From ----- CC	Account	----- To ------ CC	Account	Feed	Mand
15	032010	STUDENT CENTER COMPLEX FEE									
			15	320103-00001	7,000.00	15	320103-00001	15	301580	Y	
			15	320103-00001	27,000.00-	15	320103-00003	15	320103-00001	Y	
			15	320103-00001	92,355.00-	15	320103-00005	15	320103-00001	Y	
			15	320103-00001	37,800.00-	15	320103-00002	15	320103-00001	Y	
			15	320103-00001	1,011,919.00	15	320103-00001	15	320103-10002	Y	
		Debt Service allocation to GL	15	320103-00001	1,286,096.00	15	320103-00001	15	032010	Y	
			15	320103-00001	370,285.00	15	320103-00001	15	320103-10001	Y	
			15	320103-00001	223,384.00-	15	300100	15	320103-00001	Y	
			15	320103-00002	37,800.00	15	320103-00002	15	320103-00001	Y	
			15	320103-00003	27,000.00	15	320103-00003	15	320103-00001	Y	
			15	320103-00005	92,355.00	15	320103-00005	15	320103-00001	Y	
			15	320103-10001	370,285.00-	15	320103-00001	15	320103-10001	Y	
			15	320103-10002	1,011,919.00-	15	320103-00001	15	320103-10002	Y	
		** Potential Increase in Fund Balan			1,069,712.00						
15	032012	UNIVERSITY SERVICES									
			15	320121	5,000.00-	15	320150-20000	15	320121	Y	
			15	320121	5,000.00	15	320121	15	320041	Y	
			15	320121	5,000.00-	15	320160	15	320121	Y	
			15	320121	41,340.00	15	320121	15	420890	Y	
			15	320121	375,000.00-	15	320091	15	320121	Y	
			15	320121	7,500.00-	15	320070	15	320121	Y	
			15	320121	50,000.00-	15	320041	15	320121	Y	
			15	320121	35,000.00-	15	320021	15	320121	Y	
			15	320121	5,000.00-	15	270051	15	320121	Y	
			15	320121	5,000.00-	15	270032	15	320121	Y	
		** Potential Decrease in Fund Balan			441,160.00-						
15	032015	PRINTING SERVICES									
			15	320150-20000	5,000.00	15	320150-20000	15	320121	Y	
		** Potential Increase in Fund Balan			5,000.00						
15	032016	SANDPAPER (PRINTERS)									
			15	320160	5,000.00	15	320160	15	420890	Y	
			15	320160	5,000.00	15	320160	15	320041	Y	
			15	320160	5,000.00	15	320160	15	320121	Y	
		** Potential Increase in Fund Balan			15,000.00						
15	032017	OFFICE SUPPLIES COMMISSION									
			15	320170	20,000.00	15	320170	15	420890	Y	
		** Potential Increase in Fund Balan			20,000.00						
15	032020	BUDGET									
			15	320200	24,335.00-	15	033000	15	320200	Y	
			15	320200	2,090.00-	15	320091	15	320200	Y	
		** Potential Decrease in Fund Balan			26,425.00-						

Printed on a Xerox 9700 Laser Printing System at the Computing Services Center / Texas A&M University

Form: URGB01 (02/05/85)

CC	Account	Transaction Description	--- Offset --- CC	Account	Amount	-------- Actual Entry --------- ---- From ----- CC	Account	----- To ------ CC	Account	Feed	Mand
15	032022	BOOKS ON RESERVE									
			15	320220	116,660.00	15	320220	15	420890	Y	
		** Potential Increase in Fund Balan			116,660.00						
15	033000	AUXILIARY ALLOCATIONS									
			15	330020	154,509.00-	15	033000	15	330020	Y	
			15	330030	42,000.00-	15	033000	15	330030	Y	
			15	330030	252,618.00-	15	033000	15	330030	Y	
			15	330090	3,700.00-	15	033000	15	330090	Y	
			15	330115	69,500.00-	15	033000	15	330115	Y	
		** Potential Decrease in Fund Balan			522,327.00-						
15	034000	UNIVERSITY POLICE									
			15	340001	15,000.00	15	340001	15	033000	Y	
		Debt Service allocation to GL	15	340001	1,150,726.00	15	340001	15	034000	Y	
		** Potential Increase in Fund Balan			1,165,726.00						
15	034001	INTEREST INCOME-AUXI NP									
			15	340011	24,000.00	15	340011	15	033000	Y	
			15	340011	210,197.00	15	340011	15	033000	Y	
			15	340011	12,965.00	15	340011	15	033000	Y	
		** Potential Increase in Fund Balan			247,162.00						
15	035000	ATHLETICS									
			15	350001	266,000.00	15	350001	15	351000-10000	Y	
			15	350002	143,800.00	15	350002	15	351000-10000	Y	
			15	350003	380,000.00	15	350003	15	351000-10000	Y	
			15	350004-40004	342,000.00	15	350004-40004	15	351000-10000	Y	
			15	350004-40005	49,000.00	15	350004-40005	15	351000-10000	Y	
			15	350004-40006	40,000.00	15	350004-40006	15	351000-10000	Y	
			15	350004-40007	6,000.00	15	350004-40007	15	351000-10000	Y	
			15	350004-40008	8,500.00	15	350004-40008	15	351000-10000	Y	
			15	350004-40009	15,000.00	15	350004-40009	15	351000-10000	Y	
			15	350004-40011	5,000.00	15	350004-40011	15	351000-10000	Y	
			15	350005	6,622,129.00	15	350005	15	351000-10000	Y	
			15	350006	60,000.00	15	350006	15	351000-10000	Y	
			15	350011	46,000.00	15	350011	15	351000-10000	Y	
			15	350070	44,000.00	15	350070	15	351000-10000	Y	
			15	350071	34,000.00	15	350071	15	351000-10000	Y	
			15	350200-00000	160,000.00-	15	351000-10000	15	350200-00000	Y	
			15	350252-70000	45,000.00-	15	351000-10000	15	350252-70000	Y	
			15	351000-10000	160,000.00	15	351000-10000	15	350200-00000	Y	
			15	351000-10000	34,000.00-	15	350071	15	351000-10000	Y	
			15	351000-10000	7,200.00	15	351000-10000	15	351000-10001	Y	
			15	351000-10000	46,000.00-	15	350011	15	351000-10000	Y	
			15	351000-10000	7,500.00	15	351000-10000	15	350780-40008	Y	
			15	351000-10000	7,500.00	15	351000-10000	15	350720-40011	Y	

Printed on a Xerox 9700 Laser Printing System at the Computing Services Center / Texas A&M University

Form: URGB01 (02/05/85)

CC	Account	Transaction Description	--- Offset --- CC	Account	Amount	-------- Actual Entry --------- ---- From ----- CC	Account	----- To ------ CC	Account	Feed	Mand
15	035000	ATHLETICS									
		Debt Service allocation to GL	15	351000-10000	667,814.00	15	351000-10000	15	035000	Y	
			15	351000-10000	44,000.00-	15	350070	15	351000-10000	Y	
			15	351000-10000	25,000.00	15	351000-10000	15	351000-10002	Y	
			15	351000-10000	45,000.00	15	351000-10000	15	350252-70000	Y	
			15	351000-10000	342,000.00-	15	350004-40004	15	351000-10000	Y	
			15	351000-10000	10,000.00	15	351000-10000	15	351400-40008	Y	
			15	351000-10000	29,000.00	15	351000-10000	15	351400-40004	Y	
			15	351000-10000	5,000.00	15	351000-10000	15	351400-40003	Y	
			15	351000-10000	29,000.00	15	351000-10000	15	351400-40005	Y	
			15	351000-10000	62,738.00	15	351000-10000	15	351300-40011	Y	
			15	351000-10000	12,000.00	15	351000-10000	15	351400-40001	Y	
			15	351000-10000	15,000.00	15	351000-10000	15	351400-40007	Y	
			15	351000-10000	12,000.00	15	351000-10000	15	351400-40002	Y	
			15	351000-10000	30,000.00	15	351000-10000	15	351400-40006	Y	
			15	351000-10000	6,622,129.00-	15	350005	15	351000-10000	Y	
			15	351000-10000	25,000.00	15	351000-10000	15	351100-80003	Y	
			15	351000-10000	90,000.00	15	351000-10000	15	351200-40004	Y	
			15	351000-10000	5,000.00	15	351000-10000	15	351200-40003	Y	
			15	351000-10000	80,000.00	15	351000-10000	15	351200-40005	Y	
			15	351000-10000	5,100.00	15	351000-10000	15	351200-40001	Y	
			15	351000-10000	12,000.00	15	351000-10000	15	351200-40007	Y	
			15	351000-10000	5,100.00	15	351000-10000	15	351200-40002	Y	
			15	351000-10000	12,000.00	15	351000-10000	15	351200-40006	Y	
			15	351000-10000	40,000.00-	15	350004-40006	15	351000-10000	Y	
			15	351000-10000	220,000.00	15	351000-10000	15	351100-40006	Y	
			15	351000-10000	220,000.00	15	351000-10000	15	351100-40011	Y	
			15	351000-10000	213,000.00	15	351000-10000	15	351100-40008	Y	
			15	351000-10000	16,000.00	15	351000-10000	15	351100-70000	Y	
			15	351000-10000	240,000.00	15	351000-10000	15	351100-40009	Y	
			15	351000-10000	52,000.00	15	351000-10000	15	351100-60000	Y	
			15	351000-10000	170,000.00	15	351000-10000	15	351100-40007	Y	
			15	351000-10000	50,000.00	15	351000-10000	15	351100-80001	Y	
			15	351000-10000	205,000.00	15	351000-10000	15	351100-40010	Y	
			15	351000-10000	40,000.00	15	351000-10000	15	351100-40012	Y	
			15	351000-10000	15,000.00-	15	350004-40009	15	351000-10000	Y	
			15	351000-10000	5,000.00	15	351000-10000	15	351400-40012	Y	
			15	351000-10000	5,000.00	15	351000-10000	15	351400-70000	Y	
			15	351000-10000	10,000.00	15	351000-10000	15	351400-40011	Y	
			15	351000-10000	20,000.00	15	351000-10000	15	351400-40010	Y	
			15	351000-10000	125,860.00	15	351000-10000	15	352025	Y	
			15	351000-10000	20,000.00	15	351000-10000	15	351400-40009	Y	
			15	351000-10000	49,000.00-	15	350004-40005	15	351000-10000	Y	
			15	351000-10000	222,415.00	15	351000-10000	15	351000-40011	Y	
			15	351000-10000	1,600.00	15	351000-10000	15	351000-60001	Y	
			15	351000-10000	95,000.00	15	351000-10000	15	351100-40003	Y	
			15	351000-10000	95,000.00	15	351000-10000	15	351000-50099	Y	

Printed on a Xerox 9700 Laser Printing System at the Computing Services Center / Texas A&M University

Form: URGB01 (02/05/85)

CC	Account	Transaction Description	Offset CC	Offset Account	Amount	Actual Entry From CC	Actual Entry From Account	Actual Entry To CC	Actual Entry To Account	Feed	Mand
15	035000	ATHLETICS									
			15	351000-10000	275,000.00	15	351000-10000	15	351100-40004	Y	
			15	351000-10000	311,802.00	15	351000-10000	15	351000-70000	Y	
			15	351000-10000	155,000.00	15	351000-10000	15	351100-40002	Y	
			15	351000-10000	98,000.00	15	351000-10000	15	351000-40012	Y	
			15	351000-10000	315,000.00	15	351000-10000	15	351100-40005	Y	
			15	351000-10000	110,000.00	15	351000-10000	15	351020-00000	Y	
			15	351000-10000	70,000.00	15	351000-10000	15	351100-40001	Y	
			15	351000-10000	5,000.00-	15	350004-40011	15	351000-10000	Y	
			15	351000-10000	368,021.00	15	351000-10000	15	351000-20001	Y	
			15	351000-10000	89,178.00	15	351000-10000	15	351000-20004	Y	
			15	351000-10000	133,180.00	15	351000-10000	15	351000-30001	Y	
			15	351000-10000	165,150.00	15	351000-10000	15	351000-20003	Y	
			15	351000-10000	189,220.00	15	351000-10000	15	351000-30002	Y	
			15	351000-10000	130,740.00	15	351000-10000	15	351000-20005	Y	
			15	351000-10000	3,000.00	15	351000-10000	15	351000-30000	Y	
			15	351000-10000	430,761.00	15	351000-10000	15	351000-20002	Y	
			15	351000-10000	20,000.00	15	351000-10000	15	351000-30004	Y	
			15	351000-10000	52,000.00	15	351000-10000	15	351000-20006	Y	
			15	351000-10000	252,625.00	15	351000-10000	15	351000-20009	Y	
			15	351000-10000	380,000.00-	15	350003	15	351000-10000	Y	
			15	351000-10000	60,000.00-	15	350006	15	351000-10000	Y	
			15	351000-10000	6,000.00-	15	350004-40007	15	351000-10000	Y	
			15	351000-10000	8,500.00-	15	350004-40008	15	351000-10000	Y	
			15	351000-10000	266,000.00-	15	350001	15	351000-10000	Y	
			15	351000-10000	32,200.00	15	351000-10000	15	351300-40007	Y	
			15	351000-10000	66,159.00	15	351000-10000	15	351300-40006	Y	
			15	351000-10000	15,700.00	15	351000-10000	15	351300-40008	Y	
			15	351000-10000	85,000.00	15	351000-10000	15	351300-40004	Y	
			15	351000-10000	41,270.00	15	351000-10000	15	351300-40010	Y	
			15	351000-10000	60,250.00	15	351000-10000	15	351300-40005	Y	
			15	351000-10000	41,270.00	15	351000-10000	15	351300-40009	Y	
			15	351000-10000	143,800.00-	15	350002	15	351000-10000	Y	
			15	351000-10000	12,000.00	15	351000-10000	15	351200-40011	Y	
			15	351000-10000	7,000.00	15	351000-10000	15	351200-40010	Y	
			15	351000-10000	4,000.00	15	351000-10000	15	351200-40012	Y	
			15	351000-10000	12,000.00	15	351000-10000	15	351200-40008	Y	
			15	351000-10000	12,000.00	15	351000-10000	15	351300-40002	Y	
			15	351000-10000	7,000.00	15	351000-10000	15	351200-40009	Y	
			15	351000-10000	12,000.00	15	351000-10000	15	351300-40001	Y	
			15	351000-10000	168,280.00	15	351000-10000	15	351000-40001	Y	
			15	351000-10000	339,697.00	15	351000-10000	15	351000-40006	Y	
			15	351000-10000	107,971.00	15	351000-10000	15	351000-40003	Y	
			15	351000-10000	113,709.00	15	351000-10000	15	351000-40009	Y	
			15	351000-10000	833,173.00	15	351000-10000	15	351000-40004	Y	
			15	351000-10000	284,390.00	15	351000-10000	15	351000-40008	Y	
			15	351000-10000	153,900.00	15	351000-10000	15	351000-40002	Y	

Printed on a Xerox 9700 Laser Printing System at the Computing Services Center / Texas A&M University

Form: URGB01 (02/05/85)

CC	Account	Transaction Description	Offset CC	Offset Account	Amount	Actual Entry From CC	Actual Entry From Account	Actual Entry To CC	Actual Entry To Account	Feed	Mand
15	035000	ATHLETICS									
			15	351000-10000	112,709.00	15	351000-10000	15	351000-40010	Y	
			15	351000-10000	558,405.00	15	351000-10000	15	351000-40005	Y	
			15	351000-10000	254,280.00	15	351000-10000	15	351000-40007	Y	
			15	351000-10000	26,000.00-	15	320021	15	351000-10000	Y	
			15	351000-10000	20,000.00-	15	320031	15	351000-10000	Y	
		TEMPORARY	15	351000-10000	258,400.00-	15	301490	15	351000-10000	Y	
			15	351000-10000	147,410.00-	15	299999	15	351000-10000	Y	
			15	351000-10000	1,542,838.00-	15	207001	15	351000-10000	Y	
			15	351000-10000	155,000.00-	15	207001	15	351000-10000	Y	
			15	351000-10000	80,000.00-	15	207001	15	351000-10000	Y	
			15	351000-10001	7,200.00-	15	351000-10000	15	351000-10001	Y	
			15	351000-10002	25,000.00-	15	351000-10000	15	351000-10002	Y	
			15	351000-20000	185,269.00-	15	207001	15	351000-20000	Y	
			15	351000-20001	368,021.00-	15	351000-10000	15	351000-20001	Y	
			15	351000-20002	430,761.00-	15	351000-10000	15	351000-20002	Y	
			15	351000-20003	165,150.00-	15	351000-10000	15	351000-20003	Y	
			15	351000-20004	89,178.00-	15	351000-10000	15	351000-20004	Y	
			15	351000-20005	130,740.00-	15	351000-10000	15	351000-20005	Y	
			15	351000-20006	52,000.00-	15	351000-10000	15	351000-20006	Y	
			15	351000-20009	252,625.00-	15	351000-10000	15	351000-20009	Y	
			15	351000-30000	3,000.00-	15	351000-10000	15	351000-30000	Y	
			15	351000-30001	133,180.00-	15	351000-10000	15	351000-30001	Y	
			15	351000-30002	189,220.00-	15	351000-10000	15	351000-30002	Y	
			15	351000-30004	20,000.00-	15	351000-10000	15	351000-30004	Y	
			15	351000-40001	168,280.00-	15	351000-10000	15	351000-40001	Y	
			15	351000-40002	153,900.00-	15	351000-10000	15	351000-40002	Y	
			15	351000-40003	107,971.00-	15	351000-10000	15	351000-40003	Y	
			15	351000-40004	833,173.00-	15	351000-10000	15	351000-40004	Y	
			15	351000-40005	558,405.00-	15	351000-10000	15	351000-40005	Y	
			15	351000-40006	339,697.00-	15	351000-10000	15	351000-40006	Y	
			15	351000-40007	254,280.00-	15	351000-10000	15	351000-40007	Y	
			15	351000-40008	284,390.00-	15	351000-10000	15	351000-40008	Y	
			15	351000-40009	113,709.00-	15	351000-10000	15	351000-40009	Y	
			15	351000-40010	112,709.00-	15	351000-10000	15	351000-40010	Y	
			15	351000-40011	222,415.00-	15	351000-10000	15	351000-40011	Y	
			15	351000-40012	98,000.00-	15	351000-10000	15	351000-40012	Y	
			15	351000-50099	95,000.00-	15	351000-10000	15	351000-50099	Y	
			15	351000-60001	1,600.00-	15	351000-10000	15	351000-60001	Y	
			15	351000-70000	311,802.00-	15	351000-10000	15	351000-70000	Y	
			15	351020-00000	110,000.00-	15	351000-10000	15	351020-00000	Y	
			15	351100-40001	70,000.00-	15	351000-10000	15	351100-40001	Y	
			15	351100-40002	155,000.00-	15	351000-10000	15	351100-40002	Y	
			15	351100-40003	95,000.00-	15	351000-10000	15	351100-40003	Y	
			15	351100-40004	275,000.00-	15	351000-10000	15	351100-40004	Y	
			15	351100-40005	315,000.00-	15	351000-10000	15	351100-40005	Y	
			15	351100-40006	220,000.00-	15	351000-10000	15	351100-40006	Y	

Printed on a Xerox 9700 Laser Printing System at the Computing Services Center / Texas A&M University

Form: URGB01 (02/05/85)

CC	Account	Transaction Description	Offset CC	Offset Account	Amount	Actual Entry From CC	Actual Entry From Account	Actual Entry To CC	Actual Entry To Account	Feed	Mand
15	035000	ATHLETICS									
			15	351100-40007	170,000.00-	15	351000-10000	15	351100-40007	Y	
			15	351100-40008	213,000.00-	15	351000-10000	15	351100-40008	Y	
			15	351100-40009	240,000.00-	15	351000-10000	15	351100-40009	Y	
			15	351100-40010	205,000.00-	15	351000-10000	15	351100-40010	Y	
			15	351100-40011	220,000.00-	15	351000-10000	15	351100-40011	Y	
			15	351100-40012	40,000.00-	15	351000-10000	15	351100-40012	Y	
			15	351100-60000	52,000.00-	15	351000-10000	15	351100-60000	Y	
			15	351100-70000	16,000.00-	15	351000-10000	15	351100-70000	Y	
			15	351100-80001	50,000.00-	15	351000-10000	15	351100-80001	Y	
			15	351100-80002	16,000.00-	15	653000	15	351100-80002	Y	
			15	351100-80003	25,000.00-	15	351000-10000	15	351100-80003	Y	
			15	351400-40001	12,000.00-	15	351000-10000	15	351400-40001	Y	
			15	351400-40002	12,000.00-	15	351000-10000	15	351400-40002	Y	
			15	351400-40003	5,000.00-	15	351000-10000	15	351400-40003	Y	
			15	351400-40004	29,000.00-	15	351000-10000	15	351400-40004	Y	
			15	351400-40005	29,000.00-	15	351000-10000	15	351400-40005	Y	
			15	351400-40006	30,000.00-	15	351000-10000	15	351400-40006	Y	
			15	351400-40007	15,000.00-	15	351000-10000	15	351400-40007	Y	
			15	351400-40008	10,000.00-	15	351000-10000	15	351400-40008	Y	
			15	351400-40009	20,000.00-	15	351000-10000	15	351400-40009	Y	
			15	351400-40010	20,000.00-	15	351000-10000	15	351400-40010	Y	
			15	351400-40011	10,000.00-	15	351000-10000	15	351400-40011	Y	
			15	351400-40012	5,000.00-	15	351000-10000	15	351400-40012	Y	
			15	351400-70000	5,000.00-	15	351000-10000	15	351400-70000	Y	
			15	352025	125,860.00-	15	351000-10000	15	352025	Y	
		** Potential Decrease in Fund Balan			1,068,316.00-						
15	035072	SOUTHLAND TOURNAMENT - SOCCER									
			15	350720-40011	7,500.00-	15	351000-10000	15	350720-40011	Y	
		** Potential Decrease in Fund Balan			7,500.00-						
15	035078	SOUTHLAND VOLLEYBALL									
			15	350780-40008	7,500.00-	15	351000-10000	15	350780-40008	Y	
		** Potential Decrease in Fund Balan			7,500.00-						
15	035120	RECRUITING									
			15	351200-40001	5,100.00-	15	351000-10000	15	351200-40001	Y	
			15	351200-40002	5,100.00-	15	351000-10000	15	351200-40002	Y	
			15	351200-40003	5,000.00-	15	351000-10000	15	351200-40003	Y	
			15	351200-40004	90,000.00-	15	351000-10000	15	351200-40004	Y	
			15	351200-40005	80,000.00-	15	351000-10000	15	351200-40005	Y	
			15	351200-40006	12,000.00-	15	351000-10000	15	351200-40006	Y	
			15	351200-40007	12,000.00-	15	351000-10000	15	351200-40007	Y	
			15	351200-40008	12,000.00-	15	351000-10000	15	351200-40008	Y	
			15	351200-40009	7,000.00-	15	351000-10000	15	351200-40009	Y	
			15	351200-40010	7,000.00-	15	351000-10000	15	351200-40010	Y	

Printed on a Xerox 9700 Laser Printing System at the Computing Services Center / Texas A&M University

Form: URGB01 (02/05/85)

CC	Account	Transaction Description	Offset CC	Offset Account	Amount	Actual Entry From CC	Actual Entry From Account	Actual Entry To CC	Actual Entry To Account	Feed	Mand
15	035120	RECRUITING									
			15	351200-40011	12,000.00-	15	351000-10000	15	351200-40011	Y	
			15	351200-40012	4,000.00-	15	351000-10000	15	351200-40012	Y	
		** Potential Decrease in Fund Balan			251,200.00-						
15	035130	FACILITIES									
			15	351300-40001	12,000.00-	15	351000-10000	15	351300-40001	Y	
			15	351300-40002	12,000.00-	15	351000-10000	15	351300-40002	Y	
			15	351300-40004	85,000.00-	15	351000-10000	15	351300-40004	Y	
			15	351300-40005	60,250.00-	15	351000-10000	15	351300-40005	Y	
			15	351300-40006	66,159.00-	15	351000-10000	15	351300-40006	Y	
			15	351300-40007	32,200.00-	15	351000-10000	15	351300-40007	Y	
			15	351300-40008	15,700.00-	15	351000-10000	15	351300-40008	Y	
			15	351300-40009	41,270.00-	15	351000-10000	15	351300-40009	Y	
			15	351300-40010	41,270.00-	15	351000-10000	15	351300-40010	Y	
			15	351300-40011	62,738.00-	15	351000-10000	15	351300-40011	Y	
		** Potential Decrease in Fund Balan			428,587.00-						
15	040909	TUITION DISCOUNTING DUMMY CONTRA									
			15	409099	4,062,783.00	15	409099	15	309099	Y	
			15	409099	15,248,966.00	15	409099	15	209099	Y	
			15	409099	4,119,337.00	15	409099	15	101499	Y	
			15	409099	1,560,017.00	15	409099	15	111499	Y	
		** Potential Increase in Fund Balan			24,991,103.00						
15	042015	FINE ARTS SCHOLARSHIP									
			15	420150	89,250.00-	15	207001	15	420150	Y	
			15	420151	68,000.00-	15	207001	15	420151	Y	
			15	420152	25,200.00-	15	207001	15	420152	Y	
		** Potential Decrease in Fund Balan			182,450.00-						
15	042017	PRESIDENTIAL SCHOLARS SCHOLARSHI									
			15	420170-00000	109,050.00-	15	207001	15	420170-00000	Y	
		** Potential Decrease in Fund Balan			109,050.00-						
15	042018	ROTC SCHOLARSHIP									
			15	420180	30,000.00-	15	207001	15	420180	Y	
		** Potential Decrease in Fund Balan			30,000.00-						
15	042030	INTERNATIONAL PROGRAM SCHOLARSHI									
			15	420300	171,825.00-	15	207001	15	420300	Y	
		** Potential Decrease in Fund Balan			171,825.00-						
15	042050	GRADUATE SCHOLARSHIPS									
			15	420500	185,570.00-	15	207001	15	420500	Y	
		** Potential Decrease in Fund Balan			185,570.00-						

Printed on a Xerox 9700 Laser Printing System at the Computing Services Center / Texas A&M University

Form: URGB01 (02/05/85)

CC	Account	Transaction Description	--- Offset --- CC	Account	Amount	-------- Actual Entry --------- ---- From ----- CC	Account	----- To ------ CC	Account	Feed	Mand
15	042057	HONORS SCHOLARSHIP UNIV FUNDED									
			15	420570	539,650.00-	15	207001	15	420570	Y	
		** Potential Decrease in Fund Balan			539,650.00-						
15	042089	UNIVERSITY SERVICES SCHOLARSHIPS									
			15	420890	5,000.00-	15	320160	15	420890	Y	
			15	420890	116,660.00-	15	320220	15	420890	Y	
			15	420890	20,000.00-	15	320170	15	420890	Y	
			15	420890	41,340.00-	15	320121	15	420890	Y	
			15	420890	10,000.00-	15	320091	15	420890	Y	
			15	420890	5,000.00-	15	320041	15	420890	Y	
			15	420890	5,000.00-	15	320070	15	420890	Y	
			15	420890	47,000.00-	15	320021	15	420890	Y	
		** Potential Decrease in Fund Balan			250,000.00-						
15	042117	TRANSFER STUDENTS SCHOLARSHIP									
			15	421170	50,000.00-	15	207001	15	421170	Y	
		** Potential Decrease in Fund Balan			50,000.00-						
15	042122	STARS SCHOLARSHIP									
			15	421220	65,500.00-	15	207001	15	421220	Y	
		** Potential Decrease in Fund Balan			65,500.00-						
15	042143	GRADUATE SUMMER SCHOLARSHIPS									
			15	421430	50,000.00-	15	207001	15	421430	Y	
		** Potential Decrease in Fund Balan			50,000.00-						
15	042168	STUDENT SCHOLARSHIP QUASI-ENDOWM									
			15	421680	50,000.00	15	421680	15	423080	Y	
			15	421680	32,000.00	15	421680	15	423320	Y	
			15	421680	49,400.00	15	421680	15	423070	Y	
			15	421680	25,000.00	15	421680	15	423060	Y	
		** Potential Increase in Fund Balan			156,400.00						
15	042171	GEOSPATIAL ENGINEERING SCHOLARSH									
			15	421710	10,000.00-	15	207001	15	421710	Y	
		** Potential Decrease in Fund Balan			10,000.00-						
15	042306	STUDENT ENDOWMENT LEADERSHIP SCH									
			15	423060	25,000.00-	15	421680	15	423060	Y	
		** Potential Decrease in Fund Balan			25,000.00-						
15	042307	RA MEAL PLAN SCHOLARSHIP									
			15	423070	49,400.00-	15	421680	15	423070	Y	
		** Potential Decrease in Fund Balan			49,400.00-						
15	042308	INTERNSHIP SCHOLARSHIPS									
			15	423080	50,000.00-	15	421680	15	423080	Y	
		** Potential Decrease in Fund Balan			50,000.00-						

Printed on a Xerox 9700 Laser Printing System at the Computing Services Center / Texas A&M University

Form: URGB01 (02/05/85)

CC	Account	Transaction Description	--- Offset --- CC	Account	Amount	-------- Actual Entry --------- ---- From ----- CC	Account	----- To ------ CC	Account	Feed	Mand
15	042332	ACADEMIC/NEED BASED SCHOLARSHIP									
			15	423320	32,000.00-	15	421680	15	423320	Y	
		** Potential Decrease in Fund Balan			32,000.00-						
15	063008	BLUCHER ENDOWMENT									
			15	630080-00000	135,834.00	15	630080-00000	15	630080-20000	Y	
			15	630080-20000	135,834.00-	15	630080-00000	15	630080-20000	Y	
		** Potential Decrease in Fund Balan			0.00						
15	065004	PRESIDENT									
			15	650040	80,000.00-	15	699500	15	650040	Y	
		** Potential Decrease in Fund Balan			80,000.00-						
15	065005	HAAS PROFESSORSHIP									
			15	650050-90001	7,500.00-	15	207001	15	650050-90001	Y	
		** Potential Decrease in Fund Balan			7,500.00-						
15	065091	CAMPBELL PROFESSORSHIP (TAMUCC F									
			15	650910-10000	9,500.00-	15	207001	15	650910-10000	Y	
		** Potential Decrease in Fund Balan			9,500.00-						
15	065107	FRANTZ PROFESSORSHIP TAMUCC FND									
			15	651070-00000	3,000.00-	15	207001	15	651070-00000	Y	
		** Potential Decrease in Fund Balan			3,000.00-						
15	065300	ROTC OPERATIONS									
			15	653000	16,000.00	15	653000	15	351100-80002	Y	
		** Potential Increase in Fund Balan			16,000.00						
15	069950	UNALLOCATED RESTRICTED									
			15	699500	80,000.00	15	699500	15	650040	Y	
		** Potential Increase in Fund Balan			80,000.00						
15	100010	STATE APPN E & G STATE SUPPORT									
		Debt Service allocation to GL	15	010000	10,012,250.00-	15	100010	15	010000	Y	
			15	010000	36,857,882.00-	15	100010	15	011180	Y	
		** Decrease in SL Allocation **			46,870,132.00-						
15	100040	STAFF BENEFITS PAID DIRECTLY BY									
			15	010000	6,605.00-	15	100040	15	121068	Y	
			15	010000	67,725.00-	15	100040	15	121052	Y	
			15	010000	1,258,213.00-	15	100040	15	121065	Y	
		** Decrease in SL Allocation **			1,332,543.00-						
15	100050	ART I GROUP INS PREM FROM ERS									
			15	010005	5,230,086.00-	15	100050	15	121051	Y	
		** Decrease in SL Allocation **			5,230,086.00-						

Printed on a Xerox 9700 Laser Printing System at the Computing Services Center / Texas A&M University

Form: URGB01 (02/05/85)

CC	Account	Transaction Description	--- Offset --- CC	Account	Amount	-------- Actual Entry --------- ---- From ----- CC	Account	----- To ------ CC	Account	Feed	Mand
15	100060	HIGHER EDUCATION FUNDS REVENUE									
			15	016090	189,883.00-	15	100060	15	160917-00007	Y	
			15	016090	750,000.00-	15	100060	15	160970-00000	Y	
			15	016090	50,000.00-	15	100060	15	160935	Y	
			15	016090	50,000.00-	15	100060	15	160938	Y	
			15	016090	900,000.00-	15	100060	15	160921-00000	Y	
			15	016090	53,000.00-	15	100060	15	160945-00000	Y	
			15	016090	29,650.00-	15	100060	15	160917-00006	Y	
			15	016090	447,000.00-	15	100060	15	160998-00000	Y	
			15	016090	50,000.00-	15	100060	15	160936	Y	
			15	016090	50,000.00-	15	100060	15	160937	Y	
		Debt Service allocation to GL	15	016090	2,533,150.00-	15	100060	15	016090	Y	
			15	016090	2,200,000.00-	15	100060	15	160902-00000	Y	
			15	016090	91,422.00-	15	100060	15	160917-00003	Y	
			15	016090	1,500,000.00-	15	100060	15	160907	Y	
			15	016090	344,405.00-	15	100060	15	160917-00002	Y	
			15	016090	1,026,115.00-	15	100060	15	160901	Y	
			15	016090	2,652.00-	15	100060	15	160917-00005	Y	
			15	016090	15,200.00-	15	100060	15	160917-00004	Y	
			15	016090	800,000.00-	15	100060	15	160917-00000	Y	
			15	016090	32,397.00-	15	100060	15	160917-00000	Y	
			15	016090	21,470.00-	15	100060	15	160917-00001	Y	
		** Decrease in SL Allocation **			11,136,344.00-						
15	100070	OASI STATE REVENUE									
			15	010007	2,509,864.00-	15	100070	15	121064	Y	
		** Decrease in SL Allocation **			2,509,864.00-						
15	100080	ORP 6% BASE STATE FUNDED									
			15	010008	1,010,074.00-	15	100080	15	121067	Y	
		** Decrease in SL Allocation **			1,010,074.00-						
15	100099	COMPREHENSIVE RESEARCH FUND FY 2									
			15	014029	72,000.00-	15	100099	15	140295	Y	
			15	014029	24,294.00-	15	100099	15	140299	Y	
			15	014029	241,686.00-	15	100099	15	140294	Y	
			15	014029	335,129.00-	15	100099	15	140296	Y	
			15	014029	280,180.00-	15	100099	15	140291	Y	
			15	014029	44,867.00-	15	100099	15	140298	Y	
			15	014029	152,660.00-	15	100099	15	140293	Y	
			15	014029	44,089.00-	15	100099	15	140297	Y	
		** Decrease in SL Allocation **			1,194,905.00-						
15	101100	TUITION RESIDENT UNDERGRADUATE									
			15	010110	11,852,401.00-	15	101100	15	011180	Y	
		** Decrease in SL Allocation **			11,852,401.00-						

Printed on a Xerox 9700 Laser Printing System at the Computing Services Center / Texas A&M University

Form: URGB01 (02/05/85)

CC	Account	Transaction Description	Offset CC	Offset Account	Amount	Actual Entry From CC	Actual Entry From Account	Actual Entry To CC	Actual Entry To Account	Feed	Mand
15	101101	TUITION NONRESIDENT UNDERGRADUAT									
			15	010110	2,832,176.00-	15	101101	15	011180	Y	
		** Decrease in SL Allocation **			2,832,176.00-						
15	101102	TUITION RESIDENT-GRADUATE									
			15	010110	2,236,203.00-	15	101102	15	011180	Y	
		** Decrease in SL Allocation **			2,236,203.00-						
15	101103	TUITION NONRESIDENT-GRADUATE									
			15	010110	1,540,880.00-	15	101103	15	011180	Y	
		** Decrease in SL Allocation **			1,540,880.00-						
15	101499	TUITION REMISSIONS AND EXEMPTION									
			15	010110	4,119,337.00	15	409099	15	101499	Y	
		** Increase in SL Allocation **			4,119,337.00						
15	101510-43001	LAB FEES NURSING									
			15	010110	68,300.00-	15	101510-43001	15	135032	Y	
		** Decrease in SL Allocation **			68,300.00-						
15	101600	THREE-PEAT FEES									
			15	010110	250,000.00-	15	101600	15	011180	Y	
		** Decrease in SL Allocation **			250,000.00-						
15	105500	INTEREST ON FUND 230									
			15	010110	50,000.00-	15	105500	15	011180	Y	
		** Decrease in SL Allocation **			50,000.00-						
15	111499	TUITION AND FEE WAIVER DUMMY EXP									
			15	010110	1,560,017.00	15	409099	15	111499	Y	
		** Increase in SL Allocation **			1,560,017.00						
15	120001	PRESIDENT'S OFFICE									
			15	012000	190,186.00	15	011180	15	120001	Y	
		** Increase in SL Allocation **			190,186.00						
15	120002	PROVOST & ACAD VP									
			15	012000	426,647.00	15	011180	15	120002	Y	
		** Increase in SL Allocation **			426,647.00						
15	120003	EXECUTIVE VP-F&A SALARIES									
			15	012000	253,368.00	15	011180	15	120003	Y	
		** Increase in SL Allocation **			253,368.00						
15	120004	ACCOUNTING SERVICES									
			15	012000	300,985.00	15	011180	15	120004	Y	
		** Increase in SL Allocation **			300,985.00						

Printed on a Xerox 9700 Laser Printing System at the Computing Services Center / Texas A&M University

Form: URGB01 (02/05/85)

CC	Account	Transaction Description	--- Offset --- CC	Account	Amount	-------- Actual Entry --------- ---- From ----- CC	Account	----- To ------ CC	Account	Feed	Mand
15	120005	HUMAN RESOURCES									
			15	012000	450,706.00	15	011180	15	120005	Y	
		** Increase in SL Allocation **			450,706.00						
15	120006	EMPLOYEE DEVELOP & COMPLIANCE SV									
			15	012000	279,475.00	15	011180	15	120006	Y	
		** Increase in SL Allocation **			279,475.00						
15	120007	EXECUTIVE DIRECTOR ADMIN SVCS									
			15	012000	145,358.00	15	011180	15	120007	Y	
		** Increase in SL Allocation **			145,358.00						
15	120008	ACCOUNTS PAYABLE									
			15	012000	228,746.00	15	011180	15	120008	Y	
		** Increase in SL Allocation **			228,746.00						
15	120009	CONTRACT ADMIN AND PROPERTY									
			15	012000	319,746.00	15	011180	15	120009	Y	
		** Increase in SL Allocation **			319,746.00						
15	120010	PURCHASING									
			15	012000	392,101.00	15	011180	15	120010	Y	
		** Increase in SL Allocation **			392,101.00						
15	120011	PLAN & INST RESEARCH									
			15	012000	379,272.00	15	011180	15	120011	Y	
		** Increase in SL Allocation **			379,272.00						
15	120012	BUDGET									
			15	012000	196,444.00	15	011180	15	120012	Y	
		** Increase in SL Allocation **			196,444.00						
15	120013	PAYROLL									
			15	012000	184,380.00	15	011180	15	120013	Y	
		** Increase in SL Allocation **			184,380.00						
15	120014	BURSAR									
			15	012000	324,840.00	15	011180	15	120014	Y	
		** Increase in SL Allocation **			324,840.00						
15	120015	ASOVP SALARIES									
			15	012000	35,016.00	15	011180	15	120015	Y	
		** Increase in SL Allocation **			35,016.00						
15	120018	UNIVERSITY POLICE									
			15	012000	1,031,146.00	15	011180	15	120018	Y	
		** Increase in SL Allocation **			1,031,146.00						

Printed on a Xerox 9700 Laser Printing System at the Computing Services Center / Texas A&M University

Form: URGB01 (02/05/85)

CC	Account	Transaction Description	--- Offset --- CC	Account	Amount	-------- Actual Entry --------- ---- From ----- CC	Account	----- To ------ CC	Account	Feed	Mand
15	120020	COMMUNITY OUTREACH									
			15	012000	140,562.00	15	011180	15	120020	Y	
		** Increase in SL Allocation **			140,562.00						
15	120021	ADVANCEMENT SERVICES									
			15	012000	234,009.00	15	011180	15	120021	Y	
		** Increase in SL Allocation **			234,009.00						
15	120022	DEVELOPMENT - STATE SALARY									
			15	012000	347,345.00	15	011180	15	120022	Y	
		** Increase in SL Allocation **			347,345.00						
15	120023	VP FOR INST. ADV.									
			15	012000	332,978.00	15	011180	15	120023	Y	
		** Increase in SL Allocation **			332,978.00						
15	120024	UNIVERSITY CENTER									
			15	012000	64,970.00	15	011180	15	120024	Y	
		** Increase in SL Allocation **			64,970.00						
15	120026	MAIL SERVICES									
			15	012000	91,790.00	15	011180	15	120026	Y	
		** Increase in SL Allocation **			91,790.00						
15	120027	MARCOM - OPERATIONS									
			15	012000	477,798.00	15	011180	15	120027	Y	
		** Increase in SL Allocation **			477,798.00						
15	120030	SAFETY									
			15	012000	140,870.00	15	011180	15	120030	Y	
		** Increase in SL Allocation **			140,870.00						
15	120032-00000	GRADUATE STUDIES									
			15	012000	13,123.00	15	011180	15	120032-00000	Y	
		** Increase in SL Allocation **			13,123.00						
15	120032-10001	GRADUATE STUDIES - ADMINISTRATIO									
			15	012000	173,500.00	15	011180	15	120032-10001	Y	
		** Increase in SL Allocation **			173,500.00						
15	120034	UNIVERSITY POLICE - LIBRARY									
			15	012000	16,575.00	15	011180	15	120034	Y	
		** Increase in SL Allocation **			16,575.00						
15	120035	COMPTROLLER									
			15	012000	188,071.00	15	011180	15	120035	Y	
		** Increase in SL Allocation **			188,071.00						

Printed on a Xerox 9700 Laser Printing System at the Computing Services Center / Texas A&M University

Form: URGB01 (02/05/85)

CC	Account	Transaction Description	--- Offset --- CC	Account	Amount	-------- Actual Entry --------- ---- From ----- CC	Account	----- To ------ CC	Account	Feed	Mand
15	120036	ACADEMIC POLICY & INSTITUTIONAL									
			15	012000	131,001.00	15	011180	15	120036	Y	
		** Increase in SL Allocation **			131,001.00						
15	120040	ART MUSEUM									
			15	012000	72,538.00	15	011180	15	120040	Y	
		** Increase in SL Allocation **			72,538.00						
15	120045	TITLE V									
			15	012000	348,836.00	15	011180	15	120045	Y	
		** Increase in SL Allocation **			348,836.00						
15	120072	ASSOC VP FOR ACADEMIC AFFAIRS									
			15	012000	61,001.00	15	011180	15	120072	Y	
		** Increase in SL Allocation **			61,001.00						
15	120075	UNALLOCATED SALARY POOL									
			15	012000	12,828.00	15	011180	15	120075	Y	
		** Increase in SL Allocation **			12,828.00						
15	120098	RESERVE									
			15	012000	273,623.00	15	011180	15	120098	Y	
		** Increase in SL Allocation **			273,623.00						
15	121010	STAFF BEN PD BY APPN - INSTRUCTI									
			15	012100	6,616,288.00	15	011180	15	121010	Y	
		** Increase in SL Allocation **			6,616,288.00						
15	121011	STAFF BEN PD BY APPN - RESEARCH									
			15	012100	318,553.00	15	011180	15	121011	Y	
		** Increase in SL Allocation **			318,553.00						
15	121012	STAFF BEN PD BY APPN - PUBLIC SE									
			15	012100	98,146.00	15	011180	15	121012	Y	
		** Increase in SL Allocation **			98,146.00						
15	121014	STAFF BEN PD BY APPN - ACADEMIC									
			15	012100	1,618,443.00	15	011180	15	121014	Y	
		** Increase in SL Allocation **			1,618,443.00						
15	121015	STAFF BEN PD BY APPN - STUDENT S									
			15	012100	565,469.00	15	011180	15	121015	Y	
		** Increase in SL Allocation **			565,469.00						
15	121016	STAFF BEN PD BY APPN - INSTITUTI									
			15	012100	1,331,004.00	15	011180	15	121016	Y	
		** Increase in SL Allocation **			1,331,004.00						

Printed on a Xerox 9700 Laser Printing System at the Computing Services Center / Texas A&M University

Form: URGB01 (02/05/85)

CC	Account	Transaction Description	Offset CC	Offset Account	Amount	Actual Entry From CC	Actual Entry From Account	Actual Entry To CC	Actual Entry To Account	Feed	Mand
15	121017	STAFF BEN PD BY APPN - PLANT									
			15	012100	245,602.00	15	011180	15	121017	Y	
		** Increase in SL Allocation **			245,602.00						
15	121020	BENEFIT DUMMY - INSTITUTIONAL EX									
			15	012100	10,793,505.00-	15	121020	15	011180	Y	
		** Decrease in SL Allocation **			10,793,505.00-						
15	121040	UNALLOCATED BENEFITS									
			15	012100	150,000.00	15	011180	15	121040	Y	
		** Increase in SL Allocation **			150,000.00						
15	121051	STAFF GROUP INSURANCE PREMIUMS-0									
		System Transfer	15	010005	313,353.00	15	011180	15	121051	Y	
			15	010005	5,230,086.00	15	100050	15	121051	Y	
		** Increase in SL Allocation **			5,543,439.00						
15	121052	WCI ASSESSMENT - FUND 0001									
			15	012100	67,725.00	15	100040	15	121052	Y	
		** Increase in SL Allocation **			67,725.00						
15	121060	HAZARD DUTY PAY - FUND 0001									
			15	012100	15,500.00	15	011180	15	121060	Y	
		** Increase in SL Allocation **			15,500.00						
15	121061	LONGEVITY PAY FUND 0001									
			15	012100	314,340.00	15	011180	15	121061	Y	
		** Increase in SL Allocation **			314,340.00						
15	121064	OASI - FUND 0001									
			15	010007	2,509,864.00	15	100070	15	121064	Y	
		** Increase in SL Allocation **			2,509,864.00						
15	121065	TEACHER RETIRMENT SYSTEM - STATE									
			15	012100	1,258,213.00	15	100040	15	121065	Y	
		** Increase in SL Allocation **			1,258,213.00						
15	121067	OPTIONAL RETIREMENT PROGRAM - ST									
			15	010008	1,010,074.00	15	100080	15	121067	Y	
		** Increase in SL Allocation **			1,010,074.00						
15	121068	UCI - STATE FUND 0001									
			15	012100	6,605.00	15	100040	15	121068	Y	
		** Increase in SL Allocation **			6,605.00						
15	121069	STATE LUMP SUM RESERVE									
			15	012100	100,000.00	15	011180	15	121069	Y	
		** Increase in SL Allocation **			100,000.00						

Printed on a Xerox 9700 Laser Printing System at the Computing Services Center / Texas A&M University

Form: URGB01 (02/05/85)

CC	Account	Transaction Description	--- Offset --- CC	Account	Amount	-------- Actual Entry --------- ---- From ----- CC	Account	----- To ------ CC	Account	Feed	Mand
15	121106	STUDENT AFFAIRS									
			15	012110	239,906.00	15	011180	15	121106	Y	
		** Increase in SL Allocation **			239,906.00						
15	121107	ADMISSIONS									
			15	012110	704,463.00	15	011180	15	121107	Y	
		** Increase in SL Allocation **			704,463.00						
15	121108	FINANCIAL ASSISTANCE									
			15	012110	644,361.00	15	011180	15	121108	Y	
		** Increase in SL Allocation **			644,361.00						
15	121109	RECORDS									
			15	012110	369,485.00	15	011180	15	121109	Y	
		** Increase in SL Allocation **			369,485.00						
15	121111	ENROLLMENT MANAGEMENT SERVICES									
			15	012110	158,884.00	15	011180	15	121111	Y	
		** Increase in SL Allocation **			158,884.00						
15	121116-10000	ACADEMIC ADVISING- CLA									
			15	012000	195,157.00	15	011180	15	121116-10000	Y	
		** Increase in SL Allocation **			195,157.00						
15	121116-20000	ACADEMIC ADVISING- CLSE									
			15	012000	226,866.00	15	011180	15	121116-20000	Y	
		** Increase in SL Allocation **			226,866.00						
15	121116-30000	ACADEMIC ADVISING-EDUC									
			15	012000	118,833.00	15	011180	15	121116-30000	Y	
		** Increase in SL Allocation **			118,833.00						
15	121116-40000	ACADEMIC ADVISING- NSNG									
			15	012000	151,346.00	15	011180	15	121116-40000	Y	
		** Increase in SL Allocation **			151,346.00						
15	121116-50000	ACADEMIC ADVISING- CLBA									
			15	012000	131,910.00	15	011180	15	121116-50000	Y	
		** Increase in SL Allocation **			131,910.00						
15	121116-70000	ACADEMIC ADVISING- ADMIN									
			15	012000	73,137.00	15	011180	15	121116-70000	Y	
		** Increase in SL Allocation **			73,137.00						
15	121116-80000	ACADEMIC ADVISING- AATC									
			15	012000	127,942.00	15	011180	15	121116-80000	Y	
		** Increase in SL Allocation **			127,942.00						

Printed on a Xerox 9700 Laser Printing System at the Computing Services Center / Texas A&M University

Form: URGB01 (02/05/85)

CC	Account	Transaction Description	--- Offset --- CC	Account	Amount	-------- Actual Entry --------- ---- From ----- CC	Account	----- To ------ CC	Account	Feed	Mand
15	121117	VETERAN'S AFFAIRS OFFICE									
			15	012110	10,476.00	15	011180	15	121117	Y	
		** Increase in SL Allocation **			10,476.00						
15	121118	TESTING CENTER									
			15	012110	59,105.00	15	011180	15	121118	Y	
		** Increase in SL Allocation **			59,105.00						
15	130010	CORE CURRICULUM									
			15	013000	662,483.00	15	011180	15	130010	Y	
		** Increase in SL Allocation **			662,483.00						
15	130012-00000	PERFORMING ART CENTER-SALARIES									
			15	013000	122,129.00	15	011180	15	130012-00000	Y	
		** Increase in SL Allocation **			122,129.00						
15	130020	CENTER FOR FACULTY EXCELLENCE									
			15	013000	52,684.00	15	011180	15	130020	Y	
		** Increase in SL Allocation **			52,684.00						
15	130040-00000	ASSISTANTSHIPS:GRADUATE STUDENTS									
			15	013000	3,333.00	15	011180	15	130040-00000	Y	
		** Increase in SL Allocation **			3,333.00						
15	130040-10000	CGS ASSISTANTSHIPS									
			15	013000	72,000.00	15	011180	15	130040-10000	Y	
		** Increase in SL Allocation **			72,000.00						
15	130040-20000	EDLD ASSISTANTSHIPS									
			15	013000	20,000.00	15	011180	15	130040-20000	Y	
		** Increase in SL Allocation **			20,000.00						
15	130040-30000	ENG ASSISTANTSHIPS									
			15	013000	32,400.00	15	011180	15	130040-30000	Y	
		** Increase in SL Allocation **			32,400.00						
15	130040-40000	KINE ASSISTANTSHIPS									
			15	013000	43,200.00	15	011180	15	130040-40000	Y	
		** Increase in SL Allocation **			43,200.00						
15	130040-60000	PROVOST ASSISTANTSHIPS									
			15	013000	72,000.00	15	011180	15	130040-60000	Y	
		** Increase in SL Allocation **			72,000.00						
15	131020	DEPT OF COMM/MEDIA									
			15	013000	620,349.00	15	011180	15	131020	Y	
		** Increase in SL Allocation **			620,349.00						

Printed on a Xerox 9700 Laser Printing System at the Computing Services Center / Texas A&M University

Form: URGB01 (02/05/85)

CC	Account	Transaction Description	Offset CC	Offset Account	Amount	Actual Entry From CC	Actual Entry From Account	Actual Entry To CC	Actual Entry To Account	Feed	Mand
15	131021	DEPT OF ENGLISH									
			15	013000	1,158,867.00	15	011180	15	131021	Y	
		** Increase in SL Allocation **			1,158,867.00						
15	131022	DEPT OF PSYCHOLOGY & SOCIOLOGY									
			15	013000	729,142.00	15	011180	15	131022	Y	
		** Increase in SL Allocation **			729,142.00						
15	131023-00000	CLA DEPT OF SOCIAL SCIENCES									
			15	013000	1,092,812.00	15	011180	15	131023-00000	Y	
		** Increase in SL Allocation **			1,092,812.00						
15	131024	DEPT OF ART									
			15	013000	187,722.00	15	011180	15	131024	Y	
		** Increase in SL Allocation **			187,722.00						
15	131025	CLA DEPT OF MUSIC									
			15	013000	741,234.00	15	011180	15	131025	Y	
		** Increase in SL Allocation **			741,234.00						
15	131026	CLA DEPT OF HUMANITIES									
			15	013000	905,340.00	15	011180	15	131026	Y	
		** Increase in SL Allocation **			905,340.00						
15	131030-90001	COLLEGE OF LIBERAL ARTS-SALARY									
			15	013000	625,597.00	15	011180	15	131030-90001	Y	
		** Increase in SL Allocation **			625,597.00						
15	131079	DEPT OF PSYCHOLOGY & SOCIOLOGY									
			15	013000	313,948.00	15	011180	15	131079	Y	
		** Increase in SL Allocation **			313,948.00						
15	131080	DEPARTMENT OF THEATRE & DANCE									
			15	013000	595,197.00	15	011180	15	131080	Y	
		** Increase in SL Allocation **			595,197.00						
15	132020	B/A-DS/ECO									
			15	013000	865,330.00	15	011180	15	132020	Y	
		** Increase in SL Allocation **			865,330.00						
15	132021	B/A-ACCTG/BLAW/FIN									
			15	013000	446,101.00	15	011180	15	132021	Y	
		** Increase in SL Allocation **			446,101.00						
15	132022	B/A-MANAGEMENT									
			15	013000	754,561.00	15	011180	15	132022	Y	
		** Increase in SL Allocation **			754,561.00						

Printed on a Xerox 9700 Laser Printing System at the Computing Services Center / Texas A&M University

Form: URGB01 (02/05/85)

CC	Account	Transaction Description	--- Offset --- CC	Account	Amount	-------- Actual Entry --------- ---- From ----- CC	Account	----- To ------ CC	Account	Feed	Mand
15	132030	COLLEGE OF BUSINESS									
			15	013000	214,692.00	15	011180	15	132030	Y	
		** Increase in SL Allocation **			214,692.00						
15	133020	EDUC- ED ADMIN & RESEARCH									
			15	013000	538,994.00	15	011180	15	133020	Y	
		** Increase in SL Allocation **			538,994.00						
15	133022	EDUC.-CURRIC. & INSTR.									
			15	013000	61,986.00	15	011180	15	133022	Y	
		** Increase in SL Allocation **			61,986.00						
15	133023	EDUC-COUNSELING									
			15	013000	248,376.00	15	011180	15	133023	Y	
		** Increase in SL Allocation **			248,376.00						
15	133024	EDUC-KINESIOLOGY									
			15	013000	269,781.00	15	011180	15	133024	Y	
		** Increase in SL Allocation **			269,781.00						
15	133025	EDUC- TEACHER EDUCATION									
			15	013000	321,154.00	15	011180	15	133025	Y	
		** Increase in SL Allocation **			321,154.00						
15	133030	COLLEGE OF EDUCATION M&O									
			15	013000	331,105.00	15	011180	15	133030	Y	
		** Increase in SL Allocation **			331,105.00						
15	133035	EARLY CHILDHOOD DEV. CTR-SCHOOL									
			15	013000	13,493.00	15	011180	15	133035	Y	
		** Increase in SL Allocation **			13,493.00						
15	133036	EDUC - GARCIA CENTER									
			15	013000	39,588.00	15	011180	15	133036	Y	
		** Increase in SL Allocation **			39,588.00						
15	134020	S&E - COMPUTING SCIENCES COMPUTI									
			15	013000	605,874.00	15	011180	15	134020	Y	
		** Increase in SL Allocation **			605,874.00						
15	134021-00000	S&E-PHYSICAL & ENVIRONMENTAL SCI									
			15	013000	395,612.00	15	011180	15	134021-00000	Y	
		** Increase in SL Allocation **			395,612.00						
15	134022	S&E - MATH & STATISTICS									
			15	013000	697,956.00	15	011180	15	134022	Y	
		** Increase in SL Allocation **			697,956.00						

Printed on a Xerox 9700 Laser Printing System at the Computing Services Center / Texas A&M University

Form: URGB01 (02/05/85)

CC	Account	Transaction Description	Offset CC	Offset Account	Amount	Actual Entry From CC	Actual Entry From Account	Actual Entry To CC	Actual Entry To Account	Feed	Mand
15	134025-00000	S&E - LIFE SCIENCES									
			15	013000	1,094,913.00	15	011180	15	134025-00000	Y	
		** Increase in SL Allocation **			1,094,913.00						
15	134030-11001	COLLEGE OF SCI & ENG M&O DEANS O									
			15	013000	270,185.00	15	011180	15	134030-11001	Y	
		** Increase in SL Allocation **			270,185.00						
15	134030-20000	S&E M&O - PHY & ENV SCIENCES									
			15	013000	65,419.00	15	011180	15	134030-20000	Y	
		** Increase in SL Allocation **			65,419.00						
15	134030-30000	S&E M&O - MATH & STATISTICS									
			15	013000	30,006.00	15	011180	15	134030-30000	Y	
		** Increase in SL Allocation **			30,006.00						
15	134030-40000	S&E M&O - LSCI									
			15	013000	151,280.00	15	011180	15	134030-40000	Y	
		** Increase in SL Allocation **			151,280.00						
15	134032-20002	LAB FEES S&E CHEMISTRY									
			15	013000	103,010.00	15	011180	15	134032-20002	Y	
		** Increase in SL Allocation **			103,010.00						
15	134032-40001	LAB FEES S&E BIOLOGY									
			15	013000	110,507.00	15	011180	15	134032-40001	Y	
		** Increase in SL Allocation **			110,507.00						
15	134032-40005	LAB FEES S&E BIOMEDICAL SCIENCES									
			15	013000	6,949.00	15	011180	15	134032-40005	Y	
		** Increase in SL Allocation **			6,949.00						
15	134034-10000	S&E ENCS RESEARCH STAFF									
			15	013000	16,779.00	15	011180	15	134034-10000	Y	
		** Increase in SL Allocation **			16,779.00						
15	134034-11001	S&E DEAN RESEARCH STAFF									
			15	013000	32,624.00	15	011180	15	134034-11001	Y	
		** Increase in SL Allocation **			32,624.00						
15	134034-40000	S&E LSCI RESEARCH STAFF									
			15	013000	25,308.00	15	011180	15	134034-40000	Y	
		** Increase in SL Allocation **			25,308.00						
15	135022	COLLEGE OF NURSING - FACULTY									
			15	013000	882,475.00	15	011180	15	135022	Y	
		** Increase in SL Allocation **			882,475.00						

Printed on a Xerox 9700 Laser Printing System at the Computing Services Center / Texas A&M University

Form: URGB01 (02/05/85)

CC	Account	Transaction Description	--- Offset --- CC	Account	Amount	-------- Actual Entry --------- ---- From ----- CC	Account	----- To ------ CC	Account	Feed	Mand
15	135030	COLLEGE OF NURSING									
			15	013000	346,322.00	15	011180	15	135030	Y	
		** Increase in SL Allocation **			346,322.00						
15	135032	LAB FEES NURSING									
			15	013000	68,300.00	15	101510-43001	15	135032	Y	
		** Increase in SL Allocation **			68,300.00						
15	135087	FACULTY PROMOTIONS $ REGENTS PRO									
			15	013000	15,000.00	15	011180	15	135087	Y	
		** Increase in SL Allocation **			15,000.00						
15	135088-00000	FACULTY CONTINGENCY									
			15	013000	6,418.00	15	011180	15	135088-00000	Y	
		** Increase in SL Allocation **			6,418.00						
15	137022	CIO									
			15	013000	45,123.00	15	011180	15	137022	Y	
		** Increase in SL Allocation **			45,123.00						
15	137024	TECHNOLOGY SUPPORT SERVICES									
			15	013000	314,912.00	15	011180	15	137024	Y	
		** Increase in SL Allocation **			314,912.00						
15	137026	APLICATION DEVELOPMENT									
			15	013000	385,081.00	15	011180	15	137026	Y	
		** Increase in SL Allocation **			385,081.00						
15	137028	SYSTEMS INFRASTRUCTURE									
			15	013000	192,681.00	15	011180	15	137028	Y	
		** Increase in SL Allocation **			192,681.00						
15	137030	NETWORK SERVICES									
			15	013000	141,015.00	15	011180	15	137030	Y	
		** Increase in SL Allocation **			141,015.00						
15	137032	APPLICATION SERVICES									
			15	013000	179,144.00	15	011180	15	137032	Y	
		** Increase in SL Allocation **			179,144.00						
15	137033	RESEARCH ADMINISTRATION									
			15	013000	122,394.00	15	011180	15	137033	Y	
		** Increase in SL Allocation **			122,394.00						
15	137050	IT SECURITY									
			15	013000	96,519.00	15	011180	15	137050	Y	
		** Increase in SL Allocation **			96,519.00						

Printed on a Xerox 9700 Laser Printing System at the Computing Services Center / Texas A&M University

Form: URGB01 (02/05/85)

CC	Account	Transaction Description	--- Offset --- CC	Account	Amount	-------- Actual Entry --------- ---- From ----- CC	Account	----- To ------ CC	Account	Feed	Mand
15	137098-00000	SUMMER SCHOOL									
			15	013000	2,928.00	15	011180	15	137098-00000	Y	
		** Increase in SL Allocation **			2,928.00						
15	137110	HELP DESK									
			15	013000	168,714.00	15	011180	15	137110	Y	
		** Increase in SL Allocation **			168,714.00						
15	138110	DEAN- CLA									
			15	013800	119,878.00	15	011180	15	138110	Y	
		** Increase in SL Allocation **			119,878.00						
15	138210	DEAN- BA									
			15	013800	137,639.00	15	011180	15	138210	Y	
		** Increase in SL Allocation **			137,639.00						
15	138310	DEAN- EDUCATION									
			15	013800	42,972.00	15	011180	15	138310	Y	
		** Increase in SL Allocation **			42,972.00						
15	138410	DEAN- S & E									
			15	013800	131,031.00	15	011180	15	138410	Y	
		** Increase in SL Allocation **			131,031.00						
15	138510	DEAN - NSNG									
			15	013800	105,501.00	15	011180	15	138510	Y	
		** Increase in SL Allocation **			105,501.00						
15	140291	TCRF-DISCRETIONARY FY19									
			15	014029	280,180.00	15	100099	15	140291	Y	
		** Increase in SL Allocation **			280,180.00						
15	140293	TCRF UNALLOCATED FY19									
			15	014029	152,660.00	15	100099	15	140293	Y	
		** Increase in SL Allocation **			152,660.00						
15	140294	TCRF-S&E-MARB/CMSS FY19									
			15	014029	241,686.00	15	100099	15	140294	Y	
		** Increase in SL Allocation **			241,686.00						
15	140295	TCRF-HARTE FY19									
			15	014029	72,000.00	15	100099	15	140295	Y	
		** Increase in SL Allocation **			72,000.00						
15	140296	TCRF-OSRS/MAESTRO ASSESS FEES FY									
			15	014029	335,129.00	15	100099	15	140296	Y	
		** Increase in SL Allocation **			335,129.00						

Printed on a Xerox 9700 Laser Printing System at the Computing Services Center / Texas A&M University

Form: URGB01 (02/05/85)

CC	Account	Transaction Description	--- Offset --- CC	Account	Amount	-------- Actual Entry --------- ---- From ----- CC	Account	----- To ------ CC	Account	Feed	Mand
15	140297	CRF-CENTER FOR COASTAL STUDIES F									
			15	014029	44,089.00	15	100099	15	140297	Y	
		** Increase in SL Allocation **			44,089.00						
15	140298	CRF- S&E- FY19									
			15	014029	44,867.00	15	100099	15	140298	Y	
		** Increase in SL Allocation **			44,867.00						
15	140299	CRF - GULF OF MEXICO ENV LAB FY1									
			15	014029	24,294.00	15	100099	15	140299	Y	
		** Increase in SL Allocation **			24,294.00						
15	147001	HONORS PROGRAM									
			15	014700	51,409.00	15	011180	15	147001	Y	
		** Increase in SL Allocation **			51,409.00						
15	148130	LIBRARY OPERATION									
			15	014800	1,260,065.00	15	011180	15	148130	Y	
		** Increase in SL Allocation **			1,260,065.00						
15	148131	LIBRARY OPERATION-EXPANDED									
			15	014800	31,801.00	15	011180	15	148131	Y	
		** Increase in SL Allocation **			31,801.00						
15	150008	GARCIA CENTER - PHPL									
			15	015000	20,000.00	15	011180	15	150008	Y	
		** Increase in SL Allocation **			20,000.00						
15	152015	WELLNESS CENTER INSTITUTIONAL SU									
			15	015200	2,918.00	15	011180	15	152015	Y	
		** Increase in SL Allocation **			2,918.00						
15	152502	PURCHASED UTILITIES									
			15	015250	928,851.00	15	011180	15	152502	Y	
		** Increase in SL Allocation **			928,851.00						
15	160060	WATER RESOURCE CENTER									
			15	016006	44,564.00	15	011180	15	160060	Y	
		** Increase in SL Allocation **			44,564.00						
15	160100	GULF OF MEXICO ENVIRONMENTAL LAB									
			15	016014	124,147.00	15	011180	15	160100	Y	
		** Increase in SL Allocation **			124,147.00						
15	160101	GMERL-PHD									
			15	016014	48,179.00	15	011180	15	160101	Y	
		** Increase in SL Allocation **			48,179.00						

Printed on a Xerox 9700 Laser Printing System at the Computing Services Center / Texas A&M University

Form: URGB01 (02/05/85)

CC	Account	Transaction Description	Offset CC	Offset Account	Amount	Actual Entry From CC	Actual Entry From Account	Actual Entry To CC	Actual Entry To Account	Feed	Mand
15	160110-00000	COASTAL STUDIES-ENVIRONMENT									
			15	016014	118,454.00	15	011180	15	160110-00000	Y	
		** Increase in SL Allocation **			118,454.00						
15	160140	CENTER FOR COASTAL STUDIES									
			15	016014	150,182.00	15	011180	15	160140	Y	
		** Increase in SL Allocation **			150,182.00						
15	160150-00000	ART MUSEUM OF SOUTH TEXAS									
			15	016015	211,182.00	15	011180	15	160150-00000	Y	
		** Increase in SL Allocation **			211,182.00						
15	160170	ECDC - NURSING									
			15	016017	93,192.00	15	011180	15	160170	Y	
		** Increase in SL Allocation **			93,192.00						
15	160171	ECDC - ADMINISTRATION									
			15	016017	93,232.00	15	011180	15	160171	Y	
		** Increase in SL Allocation **			93,232.00						
15	160180	MECHANICAL ENGINEERING									
			15	016018	1,327,101.00	15	011180	15	160180	Y	
		** Increase in SL Allocation **			1,327,101.00						
15	160181	ME-LIBRARY SUPPORT									
			15	016018	15,000.00	15	011180	15	160181	Y	
		** Increase in SL Allocation **			15,000.00						
15	160183	MECHANICAL ENGINEERING SUPPLEMEN									
			15	016018	108,977.00	15	011180	15	160183	Y	
		** Increase in SL Allocation **			108,977.00						
15	160190-00000	BUSINESS INCUBATOR									
			15	016019	403,000.00	15	011180	15	160190-00000	Y	
		** Increase in SL Allocation **			403,000.00						
15	160240	PEACE OFFICER LINE OF DUTY									
			15	016024	14,134.00	15	011180	15	160240	Y	
		** Increase in SL Allocation **			14,134.00						
15	160295	TEXAS COLLEGE WORKSTUDY									
			15	016029	68,578.00	15	011180	15	160295	Y	
		** Increase in SL Allocation **			68,578.00						
15	160330-00000	UNMANNED AIRCRAFT SYSTEMS									
			15	016033	1,476,000.00	15	011180	15	160330-00000	Y	
		** Increase in SL Allocation **			1,476,000.00						

Printed on a Xerox 9700 Laser Printing System at the Computing Services Center / Texas A&M University

Form: URGB01 (02/05/85)

CC	Account	Transaction Description	Offset CC	Offset Account	Amount	Actual Entry From CC	Actual Entry From Account	Actual Entry To CC	Actual Entry To Account	Feed	Mand
15	160330-00001	UAS-CBBIC FACILITIES									
			15	016033	92,000.00	15	011180	15	160330-00001	Y	
		** Increase in SL Allocation **			92,000.00						
15	160330-00002	UAS-MOBILE COMMAND CENTER									
			15	016033	288,000.00	15	011180	15	160330-00002	Y	
		** Increase in SL Allocation **			288,000.00						
15	160330-00003	UAS-RADAR									
			15	016033	120,000.00	15	011180	15	160330-00003	Y	
		** Increase in SL Allocation **			120,000.00						
15	160330-00004	UAS-TEST TOOLS									
			15	016033	75,000.00	15	011180	15	160330-00004	Y	
		** Increase in SL Allocation **			75,000.00						
15	160330-00005	UAS-DRONES AND SENSORS									
			15	016033	900,000.00	15	011180	15	160330-00005	Y	
		** Increase in SL Allocation **			900,000.00						
15	160330-00006	UAS-CREDENTIALING									
			15	016033	150,000.00	15	011180	15	160330-00006	Y	
		** Increase in SL Allocation **			150,000.00						
15	160330-00007	UAS-MSRP									
			15	016033	399,000.00	15	011180	15	160330-00007	Y	
		** Increase in SL Allocation **			399,000.00						
15	160901	HEAF UNALLOCATED									
			15	016090	1,026,115.00	15	100060	15	160901	Y	
		** Increase in SL Allocation **			1,026,115.00						
15	160902-00000	BOOKS, BINDING & PERIODICALS									
			15	016090	2,200,000.00	15	100060	15	160902-00000	Y	
		** Increase in SL Allocation **			2,200,000.00						
15	160907	DEFERRED MAINTENANCE+PHY PLANT									
			15	016090	1,500,000.00	15	100060	15	160907	Y	
		** Increase in SL Allocation **			1,500,000.00						
15	160917-00000	HEF-NETWORK SYSTEM									
			15	016090	32,397.00	15	100060	15	160917-00000	Y	
			15	016090	800,000.00	15	100060	15	160917-00000	Y	
		** Increase in SL Allocation **			832,397.00						
15	160917-00001	HEF - STUDENT DATA WAREHOUSE									
			15	016090	21,470.00	15	100060	15	160917-00001	Y	
		** Increase in SL Allocation **			21,470.00						

Printed on a Xerox 9700 Laser Printing System at the Computing Services Center / Texas A&M University

Form: URGB01 (02/05/85)

CC	Account	Transaction Description	--- Offset --- CC	Account	Amount	-------- Actual Entry --------- ---- From ----- CC	Account	----- To ------ CC	Account	Feed	Mand
15	160917-00002	HEF - LEARNING MANANGEMENT SYSTE									
			15	016090	344,405.00	15	100060	15	160917-00002	Y	
		** Increase in SL Allocation **			344,405.00						
15	160917-00003	HEF - ISO									
			15	016090	91,422.00	15	100060	15	160917-00003	Y	
		** Increase in SL Allocation **			91,422.00						
15	160917-00004	HEF - BUSINESS SERVICES									
			15	016090	15,200.00	15	100060	15	160917-00004	Y	
		** Increase in SL Allocation **			15,200.00						
15	160917-00005	HEF - DIRECTOR - ATS									
			15	016090	2,652.00	15	100060	15	160917-00005	Y	
		** Increase in SL Allocation **			2,652.00						
15	160917-00006	HEF - SYSTEMS INFRASTRUCTURE									
			15	016090	29,650.00	15	100060	15	160917-00006	Y	
		** Increase in SL Allocation **			29,650.00						
15	160917-00007	HEF - APPLICATION SERVICES									
			15	016090	189,883.00	15	100060	15	160917-00007	Y	
		** Increase in SL Allocation **			189,883.00						
15	160921-00000	HEF - PROVOST									
			15	016090	900,000.00	15	100060	15	160921-00000	Y	
		** Increase in SL Allocation **			900,000.00						
15	160935	HEF - STUDENT SERVICES									
			15	016090	50,000.00	15	100060	15	160935	Y	
		** Increase in SL Allocation **			50,000.00						
15	160936	HEF - F & A - DIVISION ALLOCATIO									
			15	016090	50,000.00	15	100060	15	160936	Y	
		** Increase in SL Allocation **			50,000.00						
15	160937	HEF RESEARCH, COMMER. & OUTREACH									
			15	016090	50,000.00	15	100060	15	160937	Y	
		** Increase in SL Allocation **			50,000.00						
15	160938	INSTITUTIONAL ADVANCEMENT									
			15	016090	50,000.00	15	100060	15	160938	Y	
		** Increase in SL Allocation **			50,000.00						
15	160945-00000	HEF-ACADEMIC STARTUP FUNDS									
			15	016090	53,000.00	15	100060	15	160945-00000	Y	
		** Increase in SL Allocation **			53,000.00						

Printed on a Xerox 9700 Laser Printing System at the Computing Services Center / Texas A&M University

CC	Account	Transaction Description	--- Offset --- CC	Account	Amount	-------- Actual Entry --------- ---- From ----- CC	Account	----- To ------ CC	Account	Feed	Mand
15	160970-00000	HEF - IT - ALLOCATIONS									
			15	016090	750,000.00	15	100060	15	160970-00000	Y	
		** Increase in SL Allocation **			750,000.00						
15	160998-00000	HEF STARTUP FUNDING									
			15	016090	447,000.00	15	100060	15	160998-00000	Y	
		** Increase in SL Allocation **			447,000.00						
15	170002	CENTER FOR ACADEMIC STUDENT ACHI									
			15	017000	324,205.00	15	011180	15	170002	Y	
		** Increase in SL Allocation **			324,205.00						
15	170006	RESEARCH-RELEASE TIME									
			15	017000	60,270.00	15	011180	15	170006	Y	
		** Increase in SL Allocation **			60,270.00						
15	170030	ACADEMIC ADVISING									
			15	017000	95,747.00	15	011180	15	170030	Y	
		** Increase in SL Allocation **			95,747.00						
15	170105-10000	CLA - DEPT OF MUSIC									
			15	017000	343,205.00	15	011180	15	170105-10000	Y	
		** Increase in SL Allocation **			343,205.00						
15	170105-20000	CLA-DEPT OF PSYC & SOCI									
			15	017000	53,000.00	15	011180	15	170105-20000	Y	
		** Increase in SL Allocation **			53,000.00						
15	170105-30000	CLA - DEPT OF ART									
			15	017000	521,394.00	15	011180	15	170105-30000	Y	
		** Increase in SL Allocation **			521,394.00						
15	170105-40000	CLA - DEPT OF HUMANITIES									
			15	017000	275,457.00	15	011180	15	170105-40000	Y	
		** Increase in SL Allocation **			275,457.00						
15	170105-50000	CLA - DEPT OF COMM/MEDIA									
			15	017000	285,009.00	15	011180	15	170105-50000	Y	
		** Increase in SL Allocation **			285,009.00						
15	170105-60000	CLA - DEPT OF ENGLISH									
			15	017000	279,212.00	15	011180	15	170105-60000	Y	
		** Increase in SL Allocation **			279,212.00						
15	170201	BUSINESS ADMINISTRATION									
			15	017000	679,447.00	15	011180	15	170201	Y	
		** Increase in SL Allocation **			679,447.00						

Form: URGB01 (02/05/85)
Printed on a Xerox 9700 Laser Printing System at the Computing Services Center / Texas A&M University

Form: URGB01 (02/05/85)

CC	Account	Transaction Description	--- Offset --- CC	Account	Amount	-------- Actual Entry --------- ---- From ----- CC	Account	----- To ------ CC	Account	Feed	Mand
15	170305-10000	EDUC - COUNSELING									
			15	017000	257,932.00	15	011180	15	170305-10000	Y	
		** Increase in SL Allocation **			257,932.00						
15	170305-20000	EDUC - KINESIOLOGY									
			15	017000	368,471.00	15	011180	15	170305-20000	Y	
		** Increase in SL Allocation **			368,471.00						
15	170305-30000	EDUC - CURRIC & INSTRUCTION									
			15	017000	182,688.00	15	011180	15	170305-30000	Y	
		** Increase in SL Allocation **			182,688.00						
15	170305-40000	EDUC - TEACHER EDUCATION									
			15	017000	325,631.00	15	011180	15	170305-40000	Y	
		** Increase in SL Allocation **			325,631.00						
15	170401-10000	SCHOOL OF ENGINEERING & COMPUTIN									
			15	017000	486,429.00	15	011180	15	170401-10000	Y	
		** Increase in SL Allocation **			486,429.00						
15	170401-11001	SCIENCE & ENG - DEAN'S OFFICE									
			15	017000	7,440.00	15	011180	15	170401-11001	Y	
		** Increase in SL Allocation **			7,440.00						
15	170401-20000	SCIENCE & ENG - PHYSICAL & ENV S									
			15	017000	1,051,672.00	15	011180	15	170401-20000	Y	
		** Increase in SL Allocation **			1,051,672.00						
15	170401-30000	SCIENCE & ENG - MATH & STATISTIC									
			15	017000	403,184.00	15	011180	15	170401-30000	Y	
		** Increase in SL Allocation **			403,184.00						
15	170401-40000	SCIENCE & ENG - LIFE SCIENCES									
			15	017000	636,887.00	15	011180	15	170401-40000	Y	
		** Increase in SL Allocation **			636,887.00						
15	170480-00000	FISHERIES & MARICULTURE									
			15	017048	87,984.00	15	011180	15	170480-00000	Y	
		** Increase in SL Allocation **			87,984.00						
15	170502	COLLEGE OF NURSING - FACULTY									
			15	017000	1,484,697.00	15	011180	15	170502	Y	
		** Increase in SL Allocation **			1,484,697.00						
15	170508	SYSTEM INITIATIVES									
			15	017000	4,868.00	15	011180	15	170508	Y	
		** Increase in SL Allocation **			4,868.00						

Printed on a Xerox 9700 Laser Printing System at the Computing Services Center / Texas A&M University

Form: URGB01 (02/05/85)

CC	Account	Transaction Description	--- Offset --- CC	Account	Amount	-------- Actual Entry --------- ---- From ----- CC	Account	----- To ------ CC	Account	Feed	Mand
15	170540	ATHLETICS ACADEMIC SUPPORT									
			15	017000	45,363.00	15	011180	15	170540	Y	
		** Increase in SL Allocation **			45,363.00						
15	170630	ADMISSIONS & STUDENT RECRUITNG									
			15	017000	20,377.00	15	011180	15	170630	Y	
		** Increase in SL Allocation **			20,377.00						
15	170900	SALARY CONTINGENCY - PRESIDENT									
			15	017000	147,063.00	15	011180	15	170900	Y	
		** Increase in SL Allocation **			147,063.00						
15	170901	SALARY CONTINGENCY - PROVOST									
			15	017000	585.00	15	011180	15	170901	Y	
		** Increase in SL Allocation **			585.00						
15	170902	SALARY CONTINGENCY - FINANCE									
			15	017000	8,751.00	15	011180	15	170902	Y	
		** Increase in SL Allocation **			8,751.00						
15	170904	SALARY CONTINGENCY - DEVELOPMENT									
			15	017000	426.00	15	011180	15	170904	Y	
		** Increase in SL Allocation **			426.00						
15	170905	SALARY CONTINGENCY - STUDENT AFF									
			15	017000	820.00	15	011180	15	170905	Y	
		** Increase in SL Allocation **			820.00						
15	170912	INTERNATIONAL EDUCATION									
			15	017000	48,500.00	15	011180	15	170912	Y	
		** Increase in SL Allocation **			48,500.00						
15	170913	SALARY CONTINGENCY- RCO									
			15	017000	3,661.00	15	011180	15	170913	Y	
		** Increase in SL Allocation **			3,661.00						
15	170929	LEARNING SPACES									
			15	017000	41,322.00	15	011180	15	170929	Y	
		** Increase in SL Allocation **			41,322.00						
15	180675	STUDY GROUP-TUITION&FEE EXP ACCT									
			15	018000	90,000.00	15	011180	15	180675	Y	
		** Increase in SL Allocation **			90,000.00						
15	181010	STAFF BENEFITS FUND 230 INSTRUCT									
			15	018100	2,280,217.00	15	011180	15	181010	Y	
		** Increase in SL Allocation **			2,280,217.00						

Printed on a Xerox 9700 Laser Printing System at the Computing Services Center / Texas A&M University

Form: URGB01 (02/05/85)

CC	Account	Transaction Description	--- Offset --- CC	Account	Amount	-------- Actual Entry --------- ---- From ----- CC	Account	----- To ------ CC	Account	Feed	Mand
15	181011	STAFF BENEFITS FUND 230 RESEARCH									
			15	018100	109,785.00	15	011180	15	181011	Y	
		** Increase in SL Allocation **			109,785.00						
15	181012	STAFF BENEFITS FUND 230 PUBLIC S									
			15	018100	33,825.00	15	011180	15	181012	Y	
		** Increase in SL Allocation **			33,825.00						
15	181014	STAFF BENEFITS FUND 230 ACAD SUP									
			15	018100	557,775.00	15	011180	15	181014	Y	
		** Increase in SL Allocation **			557,775.00						
15	181015	STAFF BENEFITS FUND 230 STUDENT									
			15	018100	194,882.00	15	011180	15	181015	Y	
		** Increase in SL Allocation **			194,882.00						
15	181016	STAFF BENEFITS FUND 230 INST SUP									
			15	018100	458,713.00	15	011180	15	181016	Y	
		** Increase in SL Allocation **			458,713.00						
15	181017	STAFF BENEFITS FUND 230 PLANT									
			15	018100	84,643.00	15	011180	15	181017	Y	
		** Increase in SL Allocation **			84,643.00						
15	181018	TRS - WORKING RETIREES FUND 230									
			15	018100	40,000.00	15	011180	15	181018	Y	
		** Increase in SL Allocation **			40,000.00						
15	181020	BENEFIT DUMMY INSTL EXPS FUND 02									
			15	018100	3,719,840.00-	15	181020	15	011180	Y	
		** Decrease in SL Allocation **			3,719,840.00-						
15	181040	TRS-NEW EMPLOYEES 90 DAYS									
			15	018100	100,000.00	15	011180	15	181040	Y	
		** Increase in SL Allocation **			100,000.00						
15	181050	UNALLOCATED BENEFITS-FUND 230									
			15	018100	48,118.00	15	011180	15	181050	Y	
		** Increase in SL Allocation **			48,118.00						
15	181051	GROUP INSURANCE PREMIUM - FUND 0									
			15	018100	1,758,780.00	15	011180	15	181051	Y	
		** Increase in SL Allocation **			1,758,780.00						
15	181052	WCI ASSESSMENT - FUND 0230									
			15	018100	28,846.00	15	011180	15	181052	Y	
		** Increase in SL Allocation **			28,846.00						

Printed on a Xerox 9700 Laser Printing System at the Computing Services Center / Texas A&M University

Form: URGB01 (02/05/85)

CC	Account	Transaction Description	Offset CC	Offset Account	Amount	Actual Entry From CC	Actual Entry From Account	Actual Entry To CC	Actual Entry To Account	Feed	Mand
15	181054	ORP DIFFERENTIAL - FUND 0230									
			15	018100	83,480.00	15	011180	15	181054	Y	
		** Increase in SL Allocation **			83,480.00						
15	181061	LONGEVITY PAY FUND 0230									
			15	018100	90,912.00	15	011180	15	181061	Y	
		** Increase in SL Allocation **			90,912.00						
15	181064	OASI FUND 0230									
			15	018100	765,984.00	15	011180	15	181064	Y	
		** Increase in SL Allocation **			765,984.00						
15	181065	TRS FUND 0230 BASE									
			15	018100	383,993.00	15	011180	15	181065	Y	
		** Increase in SL Allocation **			383,993.00						
15	181067	ORP FUND 0230 BASE									
			15	018100	308,264.00	15	011180	15	181067	Y	
		** Increase in SL Allocation **			308,264.00						
15	181068	UCI FUND 0230									
			15	018100	15,000.00	15	011180	15	181068	Y	
		** Increase in SL Allocation **			15,000.00						
15	189990-00010	INSTRUCTION - FOR BUDGETS									
			15	018999	487,849.00	15	011180	15	189990-00010	Y	
		** Increase in SL Allocation **			487,849.00						
15	189990-00015	RESEARCH - FOR BUDGETS									
			15	018999	15,352.00	15	011180	15	189990-00015	Y	
		** Increase in SL Allocation **			15,352.00						
15	189990-00020	PUBLIC SERVICE - FOR BUDGETS									
			15	018999	10,611.00	15	011180	15	189990-00020	Y	
		** Increase in SL Allocation **			10,611.00						
15	189990-00025	ACADEMIC SUPPORT - FOR BUDGETS									
			15	018999	151,975.00	15	011180	15	189990-00025	Y	
		** Increase in SL Allocation **			151,975.00						
15	189990-00030	STUDENT SUPPORT - FOR BUDGETS									
			15	018999	44,958.00	15	011180	15	189990-00030	Y	
		** Increase in SL Allocation **			44,958.00						
15	189990-00035	INSTITUTIONAL SUPPORT FOR BUDGET									
			15	018999	122,618.00	15	011180	15	189990-00035	Y	
		** Increase in SL Allocation **			122,618.00						

Printed on a Xerox 9700 Laser Printing System at the Computing Services Center / Texas A&M University

Form: URGB01 (02/05/85)

CC	Account	Transaction Description	--- Offset --- CC	Account	Amount	-------- Actual Entry --------- ---- From ----- CC	Account	----- To ------ CC	Account	Feed	Mand
15	189990-00040	OPERATION & MAINT OF PLANT FOR B									
			15	018999	22,553.00	15	011180	15	189990-00040	Y	
		** Increase in SL Allocation **			22,553.00						
15	200180	GRADUATION FEES									
			15	020018	25,000.00-	15	200180	15	210760	Y	
		** Decrease in SL Allocation **			25,000.00-						
15	206300-00000	DISTANCE EDUCATION FEE									
			15	020630	7,379.00	15	206371	15	206300-00000	Y	
			15	020630	423,137.00	15	206321	15	206300-00000	Y	
			15	020630	252,245.00	15	206351	15	206300-00000	Y	
			15	020630	73,654.00	15	206341	15	206300-00000	Y	
			15	020630	203,188.00	15	206331	15	206300-00000	Y	
			15	020630	95,878.00-	15	206300-00000	15	206500-10000	Y	
			15	020630	33,175.00-	15	206300-00000	15	206600	Y	
			15	020630	414,784.00-	15	206300-00000	15	206360	Y	
			15	020630	574,416.00-	15	206300-00000	15	206400	Y	
			15	020630	29,734.00-	15	206300-00000	15	206361	Y	
			15	020630	188,384.00	15	206311	15	206300-00000	Y	
		** Decrease in SL Allocation **			0.00						
15	206310-00000	DISTANCE ED FEE - LIBERAL ARTS									
			15	020631	113,031.00	15	206311	15	206310-00000	Y	
		** Increase in SL Allocation **			113,031.00						
15	206311	DISTANCE ED REVENUE- LIBERAL ART									
			15	020631	188,384.00-	15	206311	15	206300-00000	Y	
			15	020631	113,031.00-	15	206311	15	206310-00000	Y	
		** Decrease in SL Allocation **			301,415.00-						
15	206320	DISTANCE ED FEE - BUS. ADMIN.									
			15	020632	253,880.00	15	206321	15	206320	Y	
		** Increase in SL Allocation **			253,880.00						
15	206321	DISTANCE ED REVENUE- BUSINESS AD									
			15	020632	253,880.00-	15	206321	15	206320	Y	
			15	020632	423,137.00-	15	206321	15	206300-00000	Y	
		** Decrease in SL Allocation **			677,017.00-						
15	206330	DISTANCE ED FEE - EDUCATION									
			15	020633	121,912.00	15	206331	15	206330	Y	
		** Increase in SL Allocation **			121,912.00						
15	206331	DISTANCE ED REVENUE- EDUCATION									
			15	020633	203,188.00-	15	206331	15	206300-00000	Y	
			15	020633	121,912.00-	15	206331	15	206330	Y	
		** Decrease in SL Allocation **			325,100.00-						

Printed on a Xerox 9700 Laser Printing System at the Computing Services Center / Texas A&M University

Form: URGB01 (02/05/85)

CC	Account	Transaction Description	--- Offset --- CC	Account	Amount	-------- Actual Entry --------- ---- From ----- CC	Account	----- To ------ CC	Account	Feed	Mand
15	206340	DISTANCE ED FEE - SCIENCE/ENGINE									
			15	020634	44,193.00	15	206341	15	206340	Y	
		** Increase in SL Allocation **			44,193.00						
15	206341	DISTANCE ED REVENUE- SCIENCE/ENG									
			15	020634	73,654.00-	15	206341	15	206300-00000	Y	
			15	020634	44,193.00-	15	206341	15	206340	Y	
		** Decrease in SL Allocation **			117,847.00-						
15	206350	DISTANCE ED FEE - NURSING									
			15	020635	151,347.00	15	206351	15	206350	Y	
		** Increase in SL Allocation **			151,347.00						
15	206351	DISTANCE ED REVENUE- NURSING									
			15	020635	252,245.00-	15	206351	15	206300-00000	Y	
			15	020635	151,347.00-	15	206351	15	206350	Y	
		** Decrease in SL Allocation **			403,592.00-						
15	206360	DISTANCE ED FEE - LMS									
			15	020636	414,784.00	15	206300-00000	15	206360	Y	
		** Increase in SL Allocation **			414,784.00						
15	206361	DE APPLICATION DEVELOPMENT									
			15	020636	29,734.00	15	206300-00000	15	206361	Y	
		** Increase in SL Allocation **			29,734.00						
15	206370	DISTANCE ED FEE - UCCP									
			15	020637	4,428.00	15	206371	15	206370	Y	
		** Increase in SL Allocation **			4,428.00						
15	206371	DISTANCE ED REVENUE- UCCP									
			15	020637	4,428.00-	15	206371	15	206370	Y	
			15	020637	7,379.00-	15	206371	15	206300-00000	Y	
		** Decrease in SL Allocation **			11,807.00-						
15	206400	DISTANCE ED FEE - DIST ED OFFICE									
			15	020640	574,416.00	15	206300-00000	15	206400	Y	
		** Increase in SL Allocation **			574,416.00						
15	206500-10000	DE GRADUATE STUDIES ADMIN									
			15	020650	95,878.00	15	206300-00000	15	206500-10000	Y	
		** Increase in SL Allocation **			95,878.00						
15	206600	RECRUITMENT									
			15	020660	33,175.00	15	206300-00000	15	206600	Y	
		** Increase in SL Allocation **			33,175.00						

Printed on a Xerox 9700 Laser Printing System at the Computing Services Center / Texas A&M University

Form: URGB01 (02/05/85)

CC	Account	Transaction Description	--- Offset --- CC	Account	Amount	-------- Actual Entry --------- ---- From ----- CC	Account	----- To ------ CC	Account	Feed	Mand
15	207001	USF REVENUE									
			15	020701	526,821.00-	15	207001	15	207515	Y	
			15	020701	155,000.00-	15	207001	15	351000-10000	Y	
			15	020701	194,182.00-	15	207001	15	207517	Y	
			15	020701	116,929.00-	15	207001	15	207516	Y	
			15	020701	1,542,838.00-	15	207001	15	351000-10000	Y	
			15	020701	49,382.00-	15	207001	15	207514	Y	
			15	020701	80,000.00-	15	207001	15	351000-10000	Y	
			15	020701	24,418.00-	15	207001	15	207518	Y	
			15	020701	71,277.00-	15	207001	15	307001	Y	
			15	020701	181,686.00-	15	207001	15	207025	Y	
			15	020701	1,601,222.00	15	207520	15	207001	Y	
			15	020701	3,000.00-	15	207001	15	651070-00000	Y	
			15	020701	9,500.00-	15	207001	15	650910-10000	Y	
			15	020701	782,055.00-	15	207001	15	207050	Y	
			15	020701	7,500.00-	15	207001	15	650050-90001	Y	
			15	020701	10,000.00-	15	207001	15	421710	Y	
			15	020701	50,000.00-	15	207001	15	421430	Y	
			15	020701	65,500.00-	15	207001	15	421220	Y	
			15	020701	50,000.00-	15	207001	15	421170	Y	
			15	020701	539,650.00-	15	207001	15	420570	Y	
			15	020701	185,570.00-	15	207001	15	420500	Y	
			15	020701	45,000.00-	15	207001	15	207040	Y	
			15	020701	30,000.00-	15	207001	15	420180	Y	
			15	020701	171,825.00-	15	207001	15	420300	Y	
			15	020701	109,050.00-	15	207001	15	420170-00000	Y	
			15	020701	25,200.00-	15	207001	15	420152	Y	
			15	020701	68,000.00-	15	207001	15	420151	Y	
			15	020701	89,250.00-	15	207001	15	420150	Y	
			15	020701	185,269.00-	15	207001	15	351000-20000	Y	
			15	020701	61,135.00-	15	207001	15	207020	Y	
			15	020701	655,624.00-	15	207001	15	207314	Y	
			15	020701	597,679.00-	15	207001	15	207512	Y	
			15	020701	380,364.00-	15	207001	15	207323	Y	
			15	020701	880,800.00-	15	207001	15	207500	Y	
			15	020701	113,032.00-	15	207001	15	207320	Y	
			15	020701	6,389.00-	15	207001	15	207502	Y	
			15	020701	110,095.00-	15	207001	15	207321	Y	
			15	020701	21,829.00-	15	207001	15	207501	Y	
			15	020701	381,720.00-	15	207001	15	207313	Y	
			15	020701	91,811.00-	15	207001	15	207513	Y	
			15	020701	215,411.00-	15	207001	15	207324	Y	
			15	020701	2,527,452.00-	15	207001	15	207015	Y	
			15	020701	3,395,697.00-	15	207001	15	207279	Y	
			15	020701	802,348.00-	15	207001	15	207312	Y	
			15	020701	351,237.00-	15	207001	15	207302	Y	
			15	020701	175,241.00-	15	207001	15	207304	Y	

Printed on a Xerox 9700 Laser Printing System at the Computing Services Center / Texas A&M University

Form: URGB01 (02/05/85)

CC	Account	Transaction Description	--- Offset --- CC	Account	Amount	-------- Actual Entry --------- ---- From ----- CC	Account	----- To ------ CC	Account	Feed	Mand
15	207001	USF REVENUE									
			15	020701	339,749.00-	15	207001	15	207290	Y	
			15	020701	497,800.00-	15	207001	15	207311	Y	
			15	020701	78,832.00-	15	207001	15	207292	Y	
			15	020701	111,225.00-	15	207001	15	207305	Y	
			15	020701	62,311.00-	15	207001	15	207291	Y	
			15	020701	184,988.00-	15	207001	15	207310	Y	
			15	020701	59,000.00-	15	207001	15	207010-20000	Y	
			15	020701	14,400.00-	15	207001	15	207260-10000	Y	
			15	020701	2,307,708.00-	15	207001	15	207277	Y	
			15	020701	99,193.00-	15	207001	15	207271-00000	Y	
			15	020701	23,819.00-	15	207001	15	207274	Y	
			15	020701	144,000.00-	15	207001	15	207260-20000	Y	
			15	020701	30,510.00-	15	207001	15	207276	Y	
			15	020701	34,631.00-	15	207001	15	207270	Y	
			15	020701	25,000.00-	15	207001	15	207275-00000	Y	
			15	020701	1,600.00-	15	207001	15	207260-00000	Y	
			15	020701	63,400.00-	15	207001	15	207278	Y	
			15	020701	9,071.00-	15	207001	15	207272	Y	
			15	020701	281,382.00-	15	207001	15	207035	Y	
			15	020701	160,536.00-	15	207001	15	207220	Y	
			15	020701	76,004.00-	15	207001	15	207240-40000	Y	
			15	020701	442,463.00-	15	207001	15	207210-00000	Y	
			15	020701	20,932.00-	15	207001	15	207241-11001	Y	
			15	020701	150,000.00-	15	207001	15	207221	Y	
			15	020701	120,516.00-	15	207001	15	207240-20000	Y	
			15	020701	47,834.00-	15	207001	15	207205	Y	
			15	020701	176,427.00-	15	207001	15	207250	Y	
			15	020701	173,373.00-	15	207001	15	207230-00000	Y	
			15	020701	588,862.00-	15	207001	15	207240-11001	Y	
			15	020701	25,017.00-	15	207001	15	207010-10000	Y	
			15	020701	400,000.00-	15	207001	15	207051	Y	
			15	020701	190,650.00-	15	207001	15	207190	Y	
			15	020701	37,300.00-	15	207001	15	207130	Y	
			15	020701	56,736.00-	15	207001	15	207072	Y	
			15	020701	88,450.00-	15	207001	15	207170	Y	
			15	020701	41,125.00-	15	207001	15	207110	Y	
			15	020701	38,620.00-	15	207001	15	207150	Y	
			15	020701	101,275.00-	15	207001	15	207060	Y	
			15	020701	74,000.00-	15	207001	15	207180	Y	
			15	020701	2,800.00-	15	207001	15	207120	Y	
			15	020701	79,316.00-	15	207001	15	207140	Y	
			15	020701	40,057.00-	15	207001	15	207030	Y	
		** Decrease in SL Allocation **			22,036,456.00-						
15	207010-10000	USF OFFICE OF INTL EDUCATION									
			15	020701	25,017.00	15	207001	15	207010-10000	Y	
		** Increase in SL Allocation **			25,017.00						

Printed on a Xerox 9700 Laser Printing System at the Computing Services Center / Texas A&M University

Form: URGB01 (02/05/85)

CC	Account	Transaction Description	--- Offset --- CC	Account	Amount	-------- Actual Entry --------- ---- From ----- CC	Account	----- To ------ CC	Account	Feed	Mand
15	207010-20000	USF INTL ED FEE STUDY ABROAD PRO									
			15	020701	59,000.00	15	207001	15	207010-20000	Y	
		** Increase in SL Allocation **			59,000.00						
15	207015	USF ENERGY FEE									
			15	020701	2,527,452.00	15	207001	15	207015	Y	
		** Increase in SL Allocation **			2,527,452.00						
15	207020	USF ENVIRONMENTAL SERVICE									
			15	020701	61,135.00	15	207001	15	207020	Y	
		** Increase in SL Allocation **			61,135.00						
15	207025	USF RECORDS MAINT FEE RECORDS									
			15	020701	181,686.00	15	207001	15	207025	Y	
		** Increase in SL Allocation **			181,686.00						
15	207030	USF RECORDS MAINT FEE BURSAR									
			15	020701	40,057.00	15	207001	15	207030	Y	
		** Increase in SL Allocation **			40,057.00						
15	207035	USF STUDENT ENDOWMENT									
			15	020701	281,382.00	15	207001	15	207035	Y	
		** Increase in SL Allocation **			281,382.00						
15	207040	USF-FINANCIAL AID VERIFICATION									
			15	020701	45,000.00	15	207001	15	207040	Y	
		** Increase in SL Allocation **			45,000.00						
15	207050	USF LIBRARY FEE									
			15	020701	782,055.00	15	207001	15	207050	Y	
		** Increase in SL Allocation **			782,055.00						
15	207051	USF LIBRARY CAPITAL PURCHASES									
			15	020701	400,000.00	15	207001	15	207051	Y	
		** Increase in SL Allocation **			400,000.00						
15	207060	USF-LEARNING CENTER									
			15	020701	101,275.00	15	207001	15	207060	Y	
		** Increase in SL Allocation **			101,275.00						
15	207072	USF RETENTION (AIM)									
			15	020701	56,736.00	15	207001	15	207072	Y	
		** Increase in SL Allocation **			56,736.00						
15	207110	USF ACAD ADVISING - CLA									
			15	020701	41,125.00	15	207001	15	207110	Y	
		** Increase in SL Allocation **			41,125.00						

Printed on a Xerox 9700 Laser Printing System at the Computing Services Center / Texas A&M University

Form: URGB01 (02/05/85)

CC	Account	Transaction Description	--- Offset --- CC	Account	Amount	-------- Actual Entry --------- ---- From ----- CC	Account	----- To ------ CC	Account	Feed	Mand
15	207120	USF ACAD ADVISING - CLBA									
			15	020701	2,800.00	15	207001	15	207120	Y	
		** Increase in SL Allocation **			2,800.00						
15	207130	USF ACAD ADVISING - EDUC									
			15	020701	37,300.00	15	207001	15	207130	Y	
		** Increase in SL Allocation **			37,300.00						
15	207140	USF ACAD ADVISING - CLSE									
			15	020701	79,316.00	15	207001	15	207140	Y	
		** Increase in SL Allocation **			79,316.00						
15	207150	USF ACAD ADVISING - NSNG									
			15	020701	38,620.00	15	207001	15	207150	Y	
		** Increase in SL Allocation **			38,620.00						
15	207170	USF ACAD ADVISING - ADMIN									
			15	020701	88,450.00	15	207001	15	207170	Y	
		** Increase in SL Allocation **			88,450.00						
15	207180	USF ACADEMIC ADVISING- ITC									
			15	020701	74,000.00	15	207001	15	207180	Y	
		** Increase in SL Allocation **			74,000.00						
15	207190	USF ACADEMIC PARTNERSHIP									
			15	020701	190,650.00	15	207001	15	207190	Y	
		** Increase in SL Allocation **			190,650.00						
15	207205	USF IE ADJUNCTS									
			15	020701	47,834.00	15	207001	15	207205	Y	
		** Increase in SL Allocation **			47,834.00						
15	207210-00000	USF IE CLA									
			15	020701	442,463.00	15	207001	15	207210-00000	Y	
		** Increase in SL Allocation **			442,463.00						
15	207220	USF IE CLBA									
			15	020701	160,536.00	15	207001	15	207220	Y	
		** Increase in SL Allocation **			160,536.00						
15	207221	USF IE COB LIBRARY SUPPORT									
			15	020701	150,000.00	15	207001	15	207221	Y	
		** Increase in SL Allocation **			150,000.00						
15	207230-00000	USF IE EDUCATION									
			15	020701	173,373.00	15	207001	15	207230-00000	Y	
		** Increase in SL Allocation **			173,373.00						

Printed on a Xerox 9700 Laser Printing System at the Computing Services Center / Texas A&M University

Form: URGB01 (02/05/85)

CC	Account	Transaction Description	Offset CC	Offset Account	Amount	Actual Entry From CC	Actual Entry From Account	Actual Entry To CC	Actual Entry To Account	Feed	Mand
15	207240-11001	USF S&E - IE - OTHER									
			15	020701	588,862.00	15	207001	15	207240-11001	Y	
		** Increase in SL Allocation **			588,862.00						
15	207240-20000	USF S&E - IE - PENS									
			15	020701	120,516.00	15	207001	15	207240-20000	Y	
		** Increase in SL Allocation **			120,516.00						
15	207240-40000	USF S&E - IE - LSCI									
			15	020701	76,004.00	15	207001	15	207240-40000	Y	
		** Increase in SL Allocation **			76,004.00						
15	207241-11001	USF S&E DEAN RESEARCH STAFF									
			15	020701	20,932.00	15	207001	15	207241-11001	Y	
		** Increase in SL Allocation **			20,932.00						
15	207250	USF IE NURSING									
			15	020701	176,427.00	15	207001	15	207250	Y	
		** Increase in SL Allocation **			176,427.00						
15	207260-00000	USF IE GRADUATE STUDIES									
			15	020701	1,600.00	15	207001	15	207260-00000	Y	
		** Increase in SL Allocation **			1,600.00						
15	207260-10000	USF IE CGS ASSISTANTSHIPS									
			15	020701	14,400.00	15	207001	15	207260-10000	Y	
		** Increase in SL Allocation **			14,400.00						
15	207260-20000	USF IE COUNSELING ASSISTANTSHIPS									
			15	020701	144,000.00	15	207001	15	207260-20000	Y	
		** Increase in SL Allocation **			144,000.00						
15	207270	USF IE CASA									
			15	020701	34,631.00	15	207001	15	207270	Y	
		** Increase in SL Allocation **			34,631.00						
15	207271-00000	USF IE HIPS									
			15	020701	99,193.00	15	207001	15	207271-00000	Y	
		** Increase in SL Allocation **			99,193.00						
15	207272	USF IE UCCP									
			15	020701	9,071.00	15	207001	15	207272	Y	
		** Increase in SL Allocation **			9,071.00						
15	207274	USF CFE PROGRAMMING									
			15	020701	23,819.00	15	207001	15	207274	Y	
		** Increase in SL Allocation **			23,819.00						

Printed on a Xerox 9700 Laser Printing System at the Computing Services Center / Texas A&M University

Form: URGB01 (02/05/85)

CC	Account	Transaction Description	--- Offset --- CC	Account	Amount	-------- Actual Entry --------- ---- From ----- CC	Account	----- To ------ CC	Account	Feed	Mand
15	207275-00000	USF NEW STUDENT SUPPORT									
			15	020701	25,000.00	15	207001	15	207275-00000	Y	
		** Increase in SL Allocation **			25,000.00						
15	207276	USF FIRST GENERATION PROGRAM									
			15	020701	30,510.00	15	207001	15	207276	Y	
		** Increase in SL Allocation **			30,510.00						
15	207277	USF-SSC CUSTODIAL SERVICES									
			15	020701	2,307,708.00	15	207001	15	207277	Y	
		** Increase in SL Allocation **			2,307,708.00						
15	207278	USF FACILITIES ASSESSMENT AND EV									
			15	020701	63,400.00	15	207001	15	207278	Y	
		** Increase in SL Allocation **			63,400.00						
15	207279	FACILITY AND LANDSCAPE MAINTENAN									
			15	020701	3,395,697.00	15	207001	15	207279	Y	
		** Increase in SL Allocation **			3,395,697.00						
15	207290	USF-STUDENT DATA WAREHOUSE									
			15	020701	339,749.00	15	207001	15	207290	Y	
		** Increase in SL Allocation **			339,749.00						
15	207291	USF- SANDDOLLAR (USS)									
			15	020701	62,311.00	15	207001	15	207291	Y	
		** Increase in SL Allocation **			62,311.00						
15	207292	USF SANDDOLLAR (ATS)									
			15	020701	78,832.00	15	207001	15	207292	Y	
		** Increase in SL Allocation **			78,832.00						
15	207302	USF CIO									
			15	020701	351,237.00	15	207001	15	207302	Y	
		** Increase in SL Allocation **			351,237.00						
15	207304	USF ISO									
			15	020701	175,241.00	15	207001	15	207304	Y	
		** Increase in SL Allocation **			175,241.00						
15	207305	USF BUSINESS SERVICES									
			15	020701	111,225.00	15	207001	15	207305	Y	
		** Increase in SL Allocation **			111,225.00						
15	207310	USF DIRECTOR-ATS									
			15	020701	184,988.00	15	207001	15	207310	Y	
		** Increase in SL Allocation **			184,988.00						

Printed on a Xerox 9700 Laser Printing System at the Computing Services Center / Texas A&M University

Form: URGB01 (02/05/85)

CC	Account	Transaction Description	--- Offset --- CC	Account	Amount	-------- Actual Entry --------- ---- From ----- CC	Account	----- To ------ CC	Account	Feed	Mand
15	207311	USF SYSTEMS INFRASTRUCTURE									
			15	020701	497,800.00	15	207001	15	207311	Y	
		** Increase in SL Allocation **			497,800.00						
15	207312	USF APPLICATION SERVICES									
			15	020701	802,348.00	15	207001	15	207312	Y	
		** Increase in SL Allocation **			802,348.00						
15	207313	USF APPLICATION DEVELOPMENT									
			15	020701	381,720.00	15	207001	15	207313	Y	
		** Increase in SL Allocation **			381,720.00						
15	207314	USF NETWORK SERVICES									
			15	020701	655,624.00	15	207001	15	207314	Y	
		** Increase in SL Allocation **			655,624.00						
15	207320	USF DIRECTOR- CTS									
			15	020701	113,032.00	15	207001	15	207320	Y	
		** Increase in SL Allocation **			113,032.00						
15	207321	USF TECHNOLOGY SUPPORT SERVICES									
			15	020701	110,095.00	15	207001	15	207321	Y	
		** Increase in SL Allocation **			110,095.00						
15	207323	USF LEARNING SPACES									
			15	020701	380,364.00	15	207001	15	207323	Y	
		** Increase in SL Allocation **			380,364.00						
15	207324	USF HELP DESK									
			15	020701	215,411.00	15	207001	15	207324	Y	
		** Increase in SL Allocation **			215,411.00						
15	207500	USF BENEFITS									
			15	020701	880,800.00	15	207001	15	207500	Y	
		** Increase in SL Allocation **			880,800.00						
15	207501	USF SALARY CONTINGENCY-FINANCE									
			15	020701	21,829.00	15	207001	15	207501	Y	
		** Increase in SL Allocation **			21,829.00						
15	207502	USF SALARY CONTINGENCY-PROVOST									
			15	020701	6,389.00	15	207001	15	207502	Y	
		** Increase in SL Allocation **			6,389.00						
15	207512	USF BENEFITS - INSTRUCTION									
			15	020701	597,679.00	15	207001	15	207512	Y	
		** Increase in SL Allocation **			597,679.00						

Printed on a Xerox 9700 Laser Printing System at the Computing Services Center / Texas A&M University

Form: URGB01 (02/05/85)

CC	Account	Transaction Description	--- Offset --- CC	Account	Amount	-------- Actual Entry --------- ---- From ----- CC	Account	----- To ------ CC	Account	Feed	Mand
15	207513	USF BENEFITS - RESEARCH									
			15	020701	91,811.00	15	207001	15	207513	Y	
		** Increase in SL Allocation **			91,811.00						
15	207514	USF BENEFITS - PUBLIC SERVICE									
			15	020701	49,382.00	15	207001	15	207514	Y	
		** Increase in SL Allocation **			49,382.00						
15	207515	USF BENEFITS - ACADEMIC SUPPORT									
			15	020701	526,821.00	15	207001	15	207515	Y	
		** Increase in SL Allocation **			526,821.00						
15	207516	USF BENEFITS - STUDENT SERVICES									
			15	020701	116,929.00	15	207001	15	207516	Y	
		** Increase in SL Allocation **			116,929.00						
15	207517	USF BENEFITS - INSTITUTIONAL SUP									
			15	020701	194,182.00	15	207001	15	207517	Y	
		** Increase in SL Allocation **			194,182.00						
15	207518	USF BENEFITS - O&M									
			15	020701	24,418.00	15	207001	15	207518	Y	
		** Increase in SL Allocation **			24,418.00						
15	207520	USF BENEFITS - FUNCTION CLEARING									
			15	020701	1,601,222.00-	15	207520	15	207001	Y	
		** Decrease in SL Allocation **			1,601,222.00-						
15	209099	DESIGNATED FEE EXEMPTIONS									
			15	020909	15,248,966.00	15	409099	15	209099	Y	
		** Increase in SL Allocation **			15,248,966.00						
15	210300	TEXAS CONNECTION									
			15	021030	31,669.00-	15	210300	15	210302	Y	
		** Decrease in SL Allocation **			31,669.00-						
15	210302	TEXAS CONNECTION__F&A									
			15	021030	31,669.00	15	210300	15	210302	Y	
		** Increase in SL Allocation **			31,669.00						
15	210760	COMMENCEMENT									
			15	021076	25,000.00	15	200180	15	210760	Y	
		** Increase in SL Allocation **			25,000.00						
15	211030	EMPLOYEE DEVELOPMENT									
			15	021103	5,000.00	15	320091	15	211030	Y	
		** Increase in SL Allocation **			5,000.00						

Printed on a Xerox 9700 Laser Printing System at the Computing Services Center / Texas A&M University

Form: URGB01 (02/05/85)

CC	Account	Transaction Description	Offset CC	Offset Account	Amount	Actual Entry From CC	Actual Entry From Account	Actual Entry To CC	Actual Entry To Account	Feed	Mand
15	225000	INDIRECT COST REVENUE									
			15	022500	65,446.00-	15	225000	15	225071	Y	
			15	022500	92,878.00-	15	225000	15	225629	Y	
			15	022500	108,999.00-	15	225000	15	225662	Y	
			15	022500	14,503.00-	15	225000	15	225472	Y	
			15	022500	30,228.00-	15	225000	15	225474	Y	
			15	022500	119,795.00-	15	225000	15	225473	Y	
			15	022500	441,474.00-	15	225000	15	225051	Y	
			15	022500	156,802.00-	15	225000	15	225059	Y	
			15	022500	125,234.00-	15	225000	15	225058-00000	Y	
			15	022500	309,603.00-	15	225000	15	225052	Y	
			15	022500	166,971.00-	15	225000	15	225016	Y	
		** Decrease in SL Allocation **			1,631,933.00-						
15	225016	SYSTEM ASSESSMENT									
			15	022500	166,971.00	15	225000	15	225016	Y	
		** Increase in SL Allocation **			166,971.00						
15	225051	SPONSORED PROGRAM ADMINISTRATION									
			15	022500	441,474.00	15	225000	15	225051	Y	
		** Increase in SL Allocation **			441,474.00						
15	225052	INDIRECT COST - SPONSORED PROGRA									
			15	022500	309,603.00	15	225000	15	225052	Y	
		** Increase in SL Allocation **			309,603.00						
15	225058-00000	IDC-RESEARCH ENHANCEMENT									
			15	022500	125,234.00	15	225000	15	225058-00000	Y	
		** Increase in SL Allocation **			125,234.00						
15	225059	IDC - COMPLIANCE									
			15	022500	156,802.00	15	225000	15	225059	Y	
		** Increase in SL Allocation **			156,802.00						
15	225071	INDIRECT COST- IT SYSTEMS ADMIN									
			15	022500	65,446.00	15	225000	15	225071	Y	
		** Increase in SL Allocation **			65,446.00						
15	225472	SAFETY									
			15	022500	14,503.00	15	225000	15	225472	Y	
		** Increase in SL Allocation **			14,503.00						
15	225473	COMPTROLLER									
			15	022500	119,795.00	15	225000	15	225473	Y	
		** Increase in SL Allocation **			119,795.00						
15	225474	HUMAN RESOURCES									
			15	022500	30,228.00	15	225000	15	225474	Y	
		** Increase in SL Allocation **			30,228.00						

Printed on a Xerox 9700 Laser Printing System at the Computing Services Center / Texas A&M University

Form: URGB01 (02/05/85)

CC	Account	Transaction Description	Offset CC	Offset Account	Amount	Actual Entry From CC	Actual Entry From Account	Actual Entry To CC	Actual Entry To Account	Feed	Mand
15	225629	IDC - RCO DSO									
			15	022500	92,878.00	15	225000	15	225629	Y	
		** Increase in SL Allocation **			92,878.00						
15	225662	IDC - SPONSORED PROGRAMS - PRE A									
			15	022500	108,999.00	15	225000	15	225662	Y	
		** Increase in SL Allocation **			108,999.00						
15	230021	APPLICATION FEES									
			15	023002	150,000.00-	15	230021	15	230022	Y	
		** Decrease in SL Allocation **			150,000.00-						
15	230022	APPLICATION FEE-RECRUITING									
			15	023002	150,000.00	15	230021	15	230022	Y	
		** Increase in SL Allocation **			150,000.00						
15	230061	GRADUATE APPLICATIONS									
			15	023006	71,581.00-	15	230061	15	230062	Y	
		** Decrease in SL Allocation **			71,581.00-						
15	230062	GRADUATE APPLICATIONS- GRAD & RE									
			15	023006	71,581.00	15	230061	15	230062	Y	
		** Increase in SL Allocation **			71,581.00						
15	240001-13000	DESIGNATED TUITION - RES UNDERGR									
		Debt Service allocation to GL	15	024000	1,170,000.00-	15	240001-13000	15	024000	Y	
			15	024000	43,434.00-	15	240001-13000	15	280609	Y	
			15	024000	25,000.00-	15	240001-13000	15	280900	Y	
			15	024000	31,164.00-	15	240001-13000	15	280608	Y	
			15	024000	99,188.00-	15	240001-13000	15	282608	Y	
			15	024000	249,312.00-	15	240001-13000	15	280607	Y	
			15	024000	43,018.00-	15	240001-13000	15	282609-10000	Y	
			15	024000	149,741.00-	15	240001-13000	15	280606	Y	
			15	024000	68,472.00-	15	240001-13000	15	280011	Y	
			15	024000	72,000.00-	15	240001-13000	15	284740	Y	
			15	024000	180,000.00-	15	240001-13000	15	289990-00020	Y	
			15	024000	236,650.00-	15	240001-13000	15	289990-00025	Y	
			15	024000	174,413.00-	15	240001-13000	15	289990-00015	Y	
			15	024000	237,000.00-	15	240001-13000	15	289990-00030	Y	
			15	024000	1,446,065.00-	15	240001-13000	15	289990-00010	Y	
			15	024000	3,122,950.00-	15	240001-13000	15	289990-00035	Y	
			15	024000	216,798.00-	15	240001-13000	15	289990-00000	Y	
			15	024000	10,000.00-	15	240001-13000	15	284810	Y	
			15	024000	40,000.00-	15	240001-13000	15	284720	Y	
			15	024000	10,000.00-	15	240001-13000	15	284830	Y	
			15	024000	45,000.00-	15	240001-13000	15	284640	Y	
			15	024000	16,500.00-	15	240001-13000	15	284860	Y	

Printed on a Xerox 9700 Laser Printing System at the Computing Services Center / Texas A&M University

Form: URGB01 (02/05/85)

CC	Account	Transaction Description	--- Offset --- CC	Account	Amount	-------- Actual Entry --------- ---- From ----- CC	Account	----- To ------ CC	Account	Feed	Mand
15	240001-13000	DESIGNATED TUITION - RES UNDERGR									
			15	024000	17,847.00-	15	240001-13000	15	284610	Y	
			15	024000	114,491.00-	15	240001-13000	15	284591-00000	Y	
			15	024000	4,208.00-	15	240001-13000	15	285545	Y	
			15	024000	53,699.00-	15	240001-13000	15	285555	Y	
			15	024000	83,213.00-	15	240001-13000	15	285530	Y	
			15	024000	160,000.00-	15	240001-13000	15	286601	Y	
			15	024000	1,332.00-	15	240001-13000	15	285540	Y	
			15	024000	6,659.00-	15	240001-13000	15	285565	Y	
			15	024000	69,000.00-	15	240001-13000	15	285528	Y	
			15	024000	15,468.00-	15	240001-13000	15	284595	Y	
			15	024000	400,072.00-	15	240001-13000	15	290211	Y	
			15	024000	111,500.00-	15	240001-13000	15	290213	Y	
			15	024000	12,000.00-	15	240001-13000	15	290210-60100	Y	
			15	024000	351,286.00-	15	240001-13000	15	290300	Y	
			15	024000	481,920.00-	15	240001-13000	15	290210-10000	Y	
			15	024000	81,930.00-	15	240001-13000	15	290311	Y	
			15	024000	840,000.00-	15	240001-13000	15	290200	Y	
			15	024000	26,897.00-	15	240001-13000	15	284592	Y	
			15	024000	190,000.00-	15	240001-13000	15	290440	Y	
			15	024000	120,000.00-	15	240001-13000	15	290450	Y	
			15	024000	350,102.00-	15	240001-13000	15	290430	Y	
			15	024000	201,000.00-	15	240001-13000	15	290420	Y	
			15	024000	368,000.00-	15	240001-13000	15	290410	Y	
			15	024000	11,370.00-	15	240001-13000	15	284593	Y	
			15	024000	49,957.00-	15	240001-13000	15	285509	Y	
			15	024000	17,900.00-	15	240001-13000	15	285525	Y	
			15	024000	75,747.00-	15	240001-13000	15	285523	Y	
			15	024000	4,000.00-	15	240001-13000	15	285524	Y	
			15	024000	25,000.00-	15	240001-13000	15	285503	Y	
			15	024000	67,440.00-	15	240001-13000	15	285527	Y	
			15	024000	8,447.00-	15	240001-13000	15	285502	Y	
			15	024000	1,955,000.00-	15	240001-13000	15	284590	Y	
			15	024000	11,370.00-	15	240001-13000	15	284596	Y	
			15	024000	20,177.00-	15	240001-13000	15	284586	Y	
			15	024000	7,000.00-	15	240001-13000	15	284573	Y	
			15	024000	60,000.00-	15	240001-13000	15	284574	Y	
			15	024000	129,170.00-	15	240001-13000	15	284568	Y	
			15	024000	10,258.00-	15	240001-13000	15	284581	Y	
			15	024000	15,851.00-	15	240001-13000	15	284566	Y	
			15	024000	310,209.00-	15	240001-13000	15	284583	Y	
			15	024000	20,078.00-	15	240001-13000	15	284564	Y	
			15	024000	15,000.00-	15	240001-13000	15	284543	Y	
			15	024000	12,024.00-	15	240001-13000	15	284605	Y	
			15	024000	362,998.00-	15	240001-13000	15	284608	Y	
			15	024000	234,324.00-	15	240001-13000	15	284606	Y	
			15	024000	37,056.00-	15	240001-13000	15	284607	Y	

Printed on a Xerox 9700 Laser Printing System at the Computing Services Center / Texas A&M University

Form: URGB01 (02/05/85)

CC	Account	Transaction Description	Offset CC	Offset Account	Amount	Actual Entry From CC	Actual Entry From Account	Actual Entry To CC	Actual Entry To Account	Feed	Mand
15	240001-13000	DESIGNATED TUITION - RES UNDERGR									
			15	024000	100,000.00-	15	240001-13000	15	284603-00000	Y	
			15	024000	50,000.00-	15	240001-13000	15	284609	Y	
			15	024000	12,500.00-	15	240001-13000	15	284597	Y	
			15	024000	17,500.00-	15	240001-13000	15	284545	Y	
			15	024000	36,602.00-	15	240001-13000	15	284542	Y	
			15	024000	106,881.00-	15	240001-13000	15	284554	Y	
			15	024000	85,482.00-	15	240001-13000	15	284541	Y	
			15	024000	127,901.00-	15	240001-13000	15	284555-00000	Y	
			15	024000	24,772.00-	15	240001-13000	15	284539	Y	
			15	024000	4,060.00-	15	240001-13000	15	284518-60000	Y	
			15	024000	2,088,331.00	15	280620	15	240001-13000	Y	
			15	024000	27,500.00-	15	240001-13000	15	284518-70000	Y	
			15	024000	1,500.00-	15	240001-13000	15	284518-20000	Y	
			15	024000	47,500.00-	15	240001-13000	15	284520	Y	
			15	024000	35,360.00-	15	240001-13000	15	284518-10000	Y	
			15	024000	16,461.00-	15	240001-13000	15	284523	Y	
			15	024000	19,261.00-	15	240001-13000	15	284517	Y	
			15	024000	14,434.00-	15	240001-13000	15	284509	Y	
			15	024000	24,100.00-	15	240001-13000	15	284529	Y	
			15	024000	161,718.00-	15	240001-13000	15	284530	Y	
			15	024000	118,215.00-	15	240001-13000	15	284528	Y	
			15	024000	7,974.00-	15	240001-13000	15	284531	Y	
			15	024000	109,629.00-	15	240001-13000	15	284527	Y	
			15	024000	390,789.00-	15	240001-13000	15	284532	Y	
			15	024000	70,477.00-	15	240001-13000	15	284525	Y	
			15	024000	63,264.00-	15	240001-13000	15	284515	Y	
			15	024000	41,358.00-	15	240001-13000	15	284510	Y	
			15	024000	846,000.00-	15	240001-13000	15	284514	Y	
			15	024000	26,729.00-	15	240001-13000	15	284508	Y	
			15	024000	14,604.00-	15	240001-13000	15	284516	Y	
			15	024000	60,000.00-	15	240001-13000	15	284507	Y	
			15	024000	177,460.00-	15	240001-13000	15	284501	Y	
			15	024000	13,351.00-	15	240001-13000	15	284505	Y	
			15	024000	171,885.00-	15	240001-13000	15	284503	Y	
			15	024000	63,674.00-	15	240001-13000	15	284504-00000	Y	
			15	024000	34,324.00-	15	240001-13000	15	284500	Y	
			15	024000	765,114.00-	15	240001-13000	15	284506-00000	Y	
			15	024000	174,077.00-	15	240001-13000	15	283621	Y	
			15	024000	20,000.00-	15	240001-13000	15	282657	Y	
			15	024000	396,026.00-	15	240001-13000	15	282950	Y	
			15	024000	20,000.00-	15	240001-13000	15	282643-50000	Y	
			15	024000	82,757.00-	15	240001-13000	15	283602	Y	
			15	024000	37,800.00-	15	240001-13000	15	282643-40000	Y	
			15	024000	303,000.00-	15	240001-13000	15	282656-00000	Y	
			15	024000	367,900.00-	15	240001-13000	15	283601	Y	
			15	024000	5,789.00-	15	240001-13000	15	282636	Y	

Printed on a Xerox 9700 Laser Printing System at the Computing Services Center / Texas A&M University

Form: URGB01 (02/05/85)

CC	Account	Transaction Description	Offset CC	Offset Account	Amount	Actual Entry From CC	Actual Entry From Account	Actual Entry To CC	Actual Entry To Account	Feed	Mand
15	240001-13000	DESIGNATED TUITION - RES UNDERGR									
			15	024000	127,800.00-	15	240001-13000	15	282643-20000	Y	
			15	024000	2,200.00-	15	240001-13000	15	282643-00000	Y	
			15	024000	90,000.00-	15	240001-13000	15	282643-10000	Y	
			15	024000	1,244.00-	15	240001-13000	15	282634	Y	
			15	024000	77,200.00-	15	240001-13000	15	282643-30000	Y	
			15	024000	105,122.00-	15	240001-13000	15	282633-20000	Y	
			15	024000	18,461.00-	15	240001-13000	15	282614	Y	
			15	024000	50,000.00-	15	240001-13000	15	283609	Y	
			15	024000	12,646.00-	15	240001-13000	15	283616	Y	
			15	024000	86,161.00-	15	240001-13000	15	283610	Y	
			15	024000	28,653.00-	15	240001-13000	15	283615	Y	
			15	024000	20,000.00-	15	240001-13000	15	283605	Y	
			15	024000	33,081.00-	15	240001-13000	15	283620	Y	
			15	024000	137,289.00-	15	240001-13000	15	283603	Y	
			15	024000	154,368.00-	15	240001-13000	15	282619	Y	
			15	024000	33,867.00-	15	240001-13000	15	282615	Y	
			15	024000	46,318.00-	15	240001-13000	15	282618	Y	
			15	024000	191,464.00-	15	240001-13000	15	282613-00000	Y	
			15	024000	72,091.00-	15	240001-13000	15	282620-00000	Y	
			15	024000	30,614.00-	15	240001-13000	15	282609-20000	Y	
			15	024000	523,909.00-	15	240001-13000	15	280402-40000	Y	
			15	024000	819,301.00-	15	240001-13000	15	280502	Y	
			15	024000	63,141.00-	15	240001-13000	15	280604	Y	
			15	024000	764,563.00-	15	240001-13000	15	280602	Y	
			15	024000	114,483.00-	15	240001-13000	15	280603	Y	
			15	024000	84,474.00-	15	240001-13000	15	280501	Y	
			15	024000	672,493.00-	15	240001-13000	15	280605	Y	
			15	024000	216,000.00-	15	240001-13000	15	280412	Y	
			15	024000	141,879.00-	15	240001-13000	15	280402-50000	Y	
			15	024000	269,000.00-	15	240001-13000	15	280402-30000	Y	
			15	024000	25,600.00-	15	240001-13000	15	280406-11001	Y	
			15	024000	448,555.00-	15	240001-13000	15	280402-20000	Y	
			15	024000	20,000.00-	15	240001-13000	15	280410	Y	
			15	024000	2,380,444.00-	15	240001-13000	15	280402-10000	Y	
			15	024000	8,000.00-	15	240001-13000	15	280312	Y	
			15	024000	26,162.00-	15	240001-13000	15	280401-40000	Y	
			15	024000	26,294.00-	15	240001-13000	15	280401-10000	Y	
			15	024000	159,220.00-	15	240001-13000	15	280401-11001	Y	
			15	024000	121,461.00-	15	240001-13000	15	280401-00000	Y	
			15	024000	14,364.00-	15	240001-13000	15	280401-20000	Y	
			15	024000	50,626.00-	15	240001-13000	15	280311	Y	
			15	024000	994,415.00-	15	240001-13000	15	280302	Y	
			15	024000	104,364.00-	15	240001-13000	15	282625-10000	Y	
			15	024000	10,000.00-	15	240001-13000	15	282628-00000	Y	
			15	024000	72,000.00-	15	240001-13000	15	282625-00000	Y	
			15	024000	16,500.00-	15	240001-13000	15	282632-00000	Y	

Printed on a Xerox 9700 Laser Printing System at the Computing Services Center / Texas A&M University

Form: URGB01 (02/05/85)

CC	Account	Transaction Description	--- Offset --- CC	Account	Amount	-------- Actual Entry --------- ---- From ----- CC	Account	----- To ------ CC	Account	Feed	Mand
15	240001-13000	DESIGNATED TUITION - RES UNDERGR									
			15	024000	2,287,505.00-	15	240001-13000	15	282624-00000	Y	
			15	024000	130,743.00-	15	240001-13000	15	282633-10000	Y	
			15	024000	2,460,075.00-	15	240001-13000	15	282622	Y	
			15	024000	259,289.00-	15	240001-13000	15	280307-10006	Y	
			15	024000	138,575.00-	15	240001-13000	15	280307-10002	Y	
			15	024000	80,001.00-	15	240001-13000	15	280307-10004	Y	
			15	024000	88,649.00-	15	240001-13000	15	280301	Y	
			15	024000	256,263.00-	15	240001-13000	15	280310	Y	
			15	024000	325,000.00-	15	240001-13000	15	280214	Y	
			15	024000	432,079.00-	15	240001-13000	15	280102	Y	
			15	024000	367,500.00-	15	240001-13000	15	280202	Y	
			15	024000	24,102.00-	15	240001-13000	15	280206	Y	
			15	024000	17,720.00-	15	240001-13000	15	280120-30000	Y	
			15	024000	810,816.00-	15	240001-13000	15	280213	Y	
			15	024000	900,380.00-	15	240001-13000	15	280201	Y	
			15	024000	13,124.00-	15	240001-13000	15	280210	Y	
			15	024000	18,000.00-	15	240001-13000	15	280120-20000	Y	
			15	024000	40,713.00-	15	240001-13000	15	280120-10000	Y	
			15	024000	68,300.00-	15	240001-13000	15	280111	Y	
			15	024000	3,403,756.00-	15	240001-13000	15	280115	Y	
			15	024000	21,000.00-	15	240001-13000	15	280110-00000	Y	
			15	024000	80,000.00-	15	240001-13000	15	280116	Y	
			15	024000	240,637.00-	15	240001-13000	15	280101-00000	Y	
		** Decrease in SL Allocation **			40,345,156.00-						
15	240011	DISCRETIONARY-V-P ACAD AFFS									
			15	024001	2,500.00	15	299999	15	240011	Y	
		** Increase in SL Allocation **			2,500.00						
15	240021	DISCRETIONARY-V-P F & A									
			15	024002	2,500.00	15	299999	15	240021	Y	
		** Increase in SL Allocation **			2,500.00						
15	240051	PRESIDENT INITIATIVE FUND									
			15	024005	25,000.00	15	299999	15	240051	Y	
		** Increase in SL Allocation **			25,000.00						
15	240071	DISCR VP STUDENT AFFAIRS									
			15	024007	2,500.00	15	299999	15	240071	Y	
		** Increase in SL Allocation **			2,500.00						
15	240330	DES DIFFERENTIAL TUITION COB									
			15	024033	92,001.00-	15	240330	15	290300	Y	
			15	024033	482,884.00-	15	240330	15	240331	Y	
		** Decrease in SL Allocation **			574,885.00-						

Printed on a Xerox 9700 Laser Printing System at the Computing Services Center / Texas A&M University

Form: URGB01 (02/05/85)

CC	Account	Transaction Description	--- Offset --- CC	Account	Amount	-------- Actual Entry --------- ---- From ----- CC	Account	----- To ------ CC	Account	Feed	Mand
15	240331	DIFFERENTIAL TUITION-BUSINESS AD									
			15	024033	482,884.00	15	240330	15	240331	Y	
		** Increase in SL Allocation **			482,884.00						
15	240340	DES DIFFERENTIAL TUITION NURSING									
			15	024034	434,040.00-	15	240340	15	240341	Y	
			15	024034	82,896.00-	15	240340	15	290300	Y	
		** Decrease in SL Allocation **			516,936.00-						
15	240341	NURSING DIFFERENTIAL TUITION									
			15	024034	434,040.00	15	240340	15	240341	Y	
		** Increase in SL Allocation **			434,040.00						
15	245201	MIRAMAR UNIV APTS-OCCFEES									
			15	024520	117,000.00-	15	245201	15	301660	Y	
		** Decrease in SL Allocation **			117,000.00-						
15	245320	EXECUTIVE SUPPLEMENT (SAL)									
			15	024532	159,105.00	15	299999	15	245320	Y	
		** Increase in SL Allocation **			159,105.00						
15	270001-00000	TELECOMMUNICATIONS									
			15	027000	178,840.00-	15	270001-00000	15	270001-20000	Y	
			15	027000	53,437.00-	15	270001-00000	15	270001-30000	Y	
			15	027000	330,322.00-	15	270001-00000	15	270001-10000	Y	
		** Decrease in SL Allocation **			562,599.00-						
15	270001-10000	TELECOMMUNICATIONS									
			15	027000	330,322.00	15	270001-00000	15	270001-10000	Y	
		** Increase in SL Allocation **			330,322.00						
15	270001-20000	TELECOMMUNICATIONS									
			15	027000	178,840.00	15	270001-00000	15	270001-20000	Y	
		** Increase in SL Allocation **			178,840.00						
15	270001-30000	TELECOMMUNICATION									
			15	027000	53,437.00	15	270001-00000	15	270001-30000	Y	
		** Increase in SL Allocation **			53,437.00						
15	270032	ADMINISTRATIVE COPIERS									
			15	027003	5,000.00-	15	270032	15	320121	Y	
		** Decrease in SL Allocation **			5,000.00-						
15	270051	MAIL SERVICES-OPERATING									
			15	027005	5,000.00-	15	270051	15	320121	Y	
			15	027005	5,000.00-	15	270051	15	320041	Y	
		** Decrease in SL Allocation **			10,000.00-						

Printed on a Xerox 9700 Laser Printing System at the Computing Services Center / Texas A&M University

Form: URGB01 (02/05/85)

CC	Account	Transaction Description	Offset CC	Offset Account	Amount	Actual Entry From CC	Actual Entry From Account	Actual Entry To CC	Actual Entry To Account	Feed	Mand
15	280011	CLASSROOM TELEPHONES									
			15	028000	68,472.00	15	240001-13000	15	280011	Y	
		** Increase in SL Allocation **			68,472.00						
15	280101-00000	CLA									
			15	028000	240,637.00	15	240001-13000	15	280101-00000	Y	
		** Increase in SL Allocation **			240,637.00						
15	280102	CLA- FACULTY									
			15	028000	432,079.00	15	240001-13000	15	280102	Y	
		** Increase in SL Allocation **			432,079.00						
15	280110-00000	CLA - DEAN									
			15	028000	21,000.00	15	240001-13000	15	280110-00000	Y	
		** Increase in SL Allocation **			21,000.00						
15	280111	GRADUATE ART LEASE - HAMLIN									
			15	028000	68,300.00	15	240001-13000	15	280111	Y	
		** Increase in SL Allocation **			68,300.00						
15	280115	DT BENEFITS/UNALL SALS & NEW POS									
			15	028000	3,403,756.00	15	240001-13000	15	280115	Y	
		** Increase in SL Allocation **			3,403,756.00						
15	280116	DT GIP-NEW EMPLOYEES 60-90 DAYS									
			15	028000	80,000.00	15	240001-13000	15	280116	Y	
		** Increase in SL Allocation **			80,000.00						
15	280120-10000	PERFORMING ART CENTER - SALARIES									
			15	028000	40,713.00	15	240001-13000	15	280120-10000	Y	
		** Increase in SL Allocation **			40,713.00						
15	280120-20000	PERFORMING ART CENTER - M & O									
			15	028000	18,000.00	15	240001-13000	15	280120-20000	Y	
		** Increase in SL Allocation **			18,000.00						
15	280120-30000	PERFORMING ART CENTER-STUDENT WA									
			15	028000	17,720.00	15	240001-13000	15	280120-30000	Y	
		** Increase in SL Allocation **			17,720.00						
15	280201	BUSINESS ADMIN.									
			15	028000	900,380.00	15	240001-13000	15	280201	Y	
		** Increase in SL Allocation **			900,380.00						
15	280202	B/A - FACULTY									
			15	028000	367,500.00	15	240001-13000	15	280202	Y	
		** Increase in SL Allocation **			367,500.00						

Printed on a Xerox 9700 Laser Printing System at the Computing Services Center / Texas A&M University

Form: URGB01 (02/05/85)

CC	Account	Transaction Description	--- Offset --- CC	Account	Amount	-------- Actual Entry --------- ---- From ----- CC	Account	----- To ------ CC	Account	Feed	Mand
15	280206	B/A - STAFF									
			15	028000	24,102.00	15	240001-13000	15	280206	Y	
		** Increase in SL Allocation **			24,102.00						
15	280210	B/A - DEAN									
			15	028000	13,124.00	15	240001-13000	15	280210	Y	
		** Increase in SL Allocation **			13,124.00						
15	280213	B/A-D/S/ECO									
			15	028000	810,816.00	15	240001-13000	15	280213	Y	
		** Increase in SL Allocation **			810,816.00						
15	280214	B/A-ACCTG/BLAW/FIN									
			15	028000	325,000.00	15	240001-13000	15	280214	Y	
		** Increase in SL Allocation **			325,000.00						
15	280301	EDUCATION									
			15	028000	88,649.00	15	240001-13000	15	280301	Y	
		** Increase in SL Allocation **			88,649.00						
15	280302	EDUCATION - FACULTY									
			15	028000	994,415.00	15	240001-13000	15	280302	Y	
		** Increase in SL Allocation **			994,415.00						
15	280307-10002	TEACHER EDUCATION									
			15	028000	138,575.00	15	240001-13000	15	280307-10002	Y	
		** Increase in SL Allocation **			138,575.00						
15	280307-10004	THE GARCIA CENTER									
			15	028000	80,001.00	15	240001-13000	15	280307-10004	Y	
		** Increase in SL Allocation **			80,001.00						
15	280307-10006	CURRICULUM & INSTRUCTION									
			15	028000	259,289.00	15	240001-13000	15	280307-10006	Y	
		** Increase in SL Allocation **			259,289.00						
15	280310	EDUCATION - DEAN									
			15	028000	256,263.00	15	240001-13000	15	280310	Y	
		** Increase in SL Allocation **			256,263.00						
15	280311	EDUCATION-ECDC									
			15	028000	50,626.00	15	240001-13000	15	280311	Y	
		** Increase in SL Allocation **			50,626.00						
15	280312	EDUCATION - KINESIOLOGY									
			15	028000	8,000.00	15	240001-13000	15	280312	Y	
		** Increase in SL Allocation **			8,000.00						

Printed on a Xerox 9700 Laser Printing System at the Computing Services Center / Texas A&M University

Form: URGB01 (02/05/85)

CC	Account	Transaction Description	Offset CC	Offset Account	Amount	Actual Entry From CC	Actual Entry From Account	Actual Entry To CC	Actual Entry To Account	Feed	Mand
15	280401-00000	SCI & ENG									
			15	028000	121,461.00	15	240001-13000	15	280401-00000	Y	
		** Increase in SL Allocation **			121,461.00						
15	280401-10000	SCHOOL OF ENGINEERING AND COMP S									
			15	028000	26,294.00	15	240001-13000	15	280401-10000	Y	
		** Increase in SL Allocation **			26,294.00						
15	280401-11001	S&E-DEAN'S OFFICE									
			15	028000	159,220.00	15	240001-13000	15	280401-11001	Y	
		** Increase in SL Allocation **			159,220.00						
15	280401-20000	S&E - PHYSICAL & ENV SCI									
			15	028000	14,364.00	15	240001-13000	15	280401-20000	Y	
		** Increase in SL Allocation **			14,364.00						
15	280401-40000	S&E - LIFE SCIENCE									
			15	028000	26,162.00	15	240001-13000	15	280401-40000	Y	
		** Increase in SL Allocation **			26,162.00						
15	280402-10000	SCHOOL OF ENGINEERING & COMPUTIN									
			15	028000	2,380,444.00	15	240001-13000	15	280402-10000	Y	
		** Increase in SL Allocation **			2,380,444.00						
15	280402-20000	SCI & ENG - PHYSICAL & ENV SCIEN									
			15	028000	448,555.00	15	240001-13000	15	280402-20000	Y	
		** Increase in SL Allocation **			448,555.00						
15	280402-30000	SCI & ENG - MATH & STATISTICS									
			15	028000	269,000.00	15	240001-13000	15	280402-30000	Y	
		** Increase in SL Allocation **			269,000.00						
15	280402-40000	SCI & ENG - LIFE SCIENCES									
			15	028000	523,909.00	15	240001-13000	15	280402-40000	Y	
		** Increase in SL Allocation **			523,909.00						
15	280402-50000	S&E CENTER FOR COASTAL STUDIES									
			15	028000	141,879.00	15	240001-13000	15	280402-50000	Y	
		** Increase in SL Allocation **			141,879.00						
15	280406-11001	S&E - DEANS OFFICE									
			15	028000	25,600.00	15	240001-13000	15	280406-11001	Y	
		** Increase in SL Allocation **			25,600.00						
15	280410	SCI & ENG - DEAN									
			15	028000	20,000.00	15	240001-13000	15	280410	Y	
		** Increase in SL Allocation **			20,000.00						

Printed on a Xerox 9700 Laser Printing System at the Computing Services Center / Texas A&M University

Form: URGB01 (02/05/85)

CC	Account	Transaction Description	--- Offset --- CC	Account	Amount	-------- Actual Entry --------- ---- From ----- CC	Account	----- To ------ CC	Account	Feed	Mand
15	280412	COMPUTER GRADUATE STUDENTS									
			15	028000	216,000.00	15	240001-13000	15	280412	Y	
		** Increase in SL Allocation **			216,000.00						
15	280501	COLLEGE OF NURSING									
			15	028000	84,474.00	15	240001-13000	15	280501	Y	
		** Increase in SL Allocation **			84,474.00						
15	280502	COLLEGE OF NURSING - FACULTY									
			15	028000	819,301.00	15	240001-13000	15	280502	Y	
		** Increase in SL Allocation **			819,301.00						
15	280602	LOCAL BENEFITS - INSTRUCTION									
			15	028000	764,563.00	15	240001-13000	15	280602	Y	
		** Increase in SL Allocation **			764,563.00						
15	280603	LOCAL BENEFITS - RESEARCH									
			15	028000	114,483.00	15	240001-13000	15	280603	Y	
		** Increase in SL Allocation **			114,483.00						
15	280604	LOCAL BENEFITS - PUBLIC SERVICE									
			15	028000	63,141.00	15	240001-13000	15	280604	Y	
		** Increase in SL Allocation **			63,141.00						
15	280605	LOCAL BENEFITS - ACADEMIC SUPPO									
			15	028000	672,493.00	15	240001-13000	15	280605	Y	
		** Increase in SL Allocation **			672,493.00						
15	280606	LOCAL BENEFITS - STUDENT SERVIC									
			15	028000	149,741.00	15	240001-13000	15	280606	Y	
		** Increase in SL Allocation **			149,741.00						
15	280607	LOCAL BENEFITS - INSTITUTIONAL									
			15	028000	249,312.00	15	240001-13000	15	280607	Y	
		** Increase in SL Allocation **			249,312.00						
15	280608	LOCAL BENEFITS - PLANT									
			15	028000	31,164.00	15	240001-13000	15	280608	Y	
		** Increase in SL Allocation **			31,164.00						
15	280609	LOCAL BENEFITS - SCHOLARSHIPS									
			15	028000	43,434.00	15	240001-13000	15	280609	Y	
		** Increase in SL Allocation **			43,434.00						
15	280620	LOCAL BENEFITS - CLEARING									
			15	028000	2,088,331.00-	15	280620	15	240001-13000	Y	
		** Decrease in SL Allocation **			2,088,331.00-						

Printed on a Xerox 9700 Laser Printing System at the Computing Services Center / Texas A&M University

Form: URGB01 (02/05/85)

CC	Account	Transaction Description	--- Offset --- CC	Account	Amount	-------- Actual Entry --------- ---- From ----- CC	Account	----- To ------ CC	Account	Feed	Mand
15	280900	HARTE INSTRUCTION									
			15	028000	25,000.00	15	240001-13000	15	280900	Y	
		** Increase in SL Allocation **			25,000.00						
15	282608	ACADEMIC TESTING CENTER - LOCAL									
			15	028200	99,188.00	15	240001-13000	15	282608	Y	
		** Increase in SL Allocation **			99,188.00						
15	282609-10000	CORE-SALARIES									
			15	028200	43,018.00	15	240001-13000	15	282609-10000	Y	
		** Increase in SL Allocation **			43,018.00						
15	282609-20000	CORE M&O									
			15	028200	30,614.00	15	240001-13000	15	282609-20000	Y	
		** Increase in SL Allocation **			30,614.00						
15	282613-00000	PROVOST									
			15	028200	191,464.00	15	240001-13000	15	282613-00000	Y	
		** Increase in SL Allocation **			191,464.00						
15	282614	FACULTY SENATE									
			15	028200	18,461.00	15	240001-13000	15	282614	Y	
		** Increase in SL Allocation **			18,461.00						
15	282615	RESEARCH - COMPLIANCE									
			15	028200	33,867.00	15	240001-13000	15	282615	Y	
		** Increase in SL Allocation **			33,867.00						
15	282618	UNALLOCATED ACADEMIC FUND									
			15	028200	46,318.00	15	240001-13000	15	282618	Y	
		** Increase in SL Allocation **			46,318.00						
15	282619	ASSOC VP FOR ACAD									
			15	028200	154,368.00	15	240001-13000	15	282619	Y	
		** Increase in SL Allocation **			154,368.00						
15	282620-00000	CENTER FOR FACULTY EXCELLENCE									
			15	028200	72,091.00	15	240001-13000	15	282620-00000	Y	
		** Increase in SL Allocation **			72,091.00						
15	282622	SUMMER SCHOOL									
			15	028200	2,460,075.00	15	240001-13000	15	282622	Y	
		** Increase in SL Allocation **			2,460,075.00						
15	282624-00000	UNALLOCATED ADJUNCTS									
			15	028200	2,287,505.00	15	240001-13000	15	282624-00000	Y	
		** Increase in SL Allocation **			2,287,505.00						

Printed on a Xerox 9700 Laser Printing System at the Computing Services Center / Texas A&M University

Form: URGB01 (02/05/85)

CC	Account	Transaction Description	--- Offset --- CC	Account	Amount	-------- Actual Entry --------- ---- From ----- CC	Account	----- To ------ CC	Account	Feed	Mand
15	282625-00000	RESEARCH ENHANCEMENT									
			15	028200	72,000.00	15	240001-13000	15	282625-00000	Y	
		** Increase in SL Allocation **			72,000.00						
15	282625-10000	RESEARCH ENHANCEMENT- RESIDUAL									
			15	028200	104,364.00	15	240001-13000	15	282625-10000	Y	
		** Increase in SL Allocation **			104,364.00						
15	282628-00000	FACULTY OPPORTUNITY FUNDS									
			15	028200	10,000.00	15	240001-13000	15	282628-00000	Y	
		** Increase in SL Allocation **			10,000.00						
15	282632-00000	HONORS PROGRAM									
			15	028200	16,500.00	15	240001-13000	15	282632-00000	Y	
		** Increase in SL Allocation **			16,500.00						
15	282633-10000	GRADUATE STUDIES_- ADMINISTRATIO									
			15	028200	130,743.00	15	240001-13000	15	282633-10000	Y	
		** Increase in SL Allocation **			130,743.00						
15	282633-20000	GRADUATE STUDIES - GRADUATE RETE									
			15	028200	105,122.00	15	240001-13000	15	282633-20000	Y	
		** Increase in SL Allocation **			105,122.00						
15	282634	FACULTY CONTINGENCY									
			15	028200	1,244.00	15	240001-13000	15	282634	Y	
		** Increase in SL Allocation **			1,244.00						
15	282636	RESEARCH OFFICE LOCAL FUNDS									
			15	028200	5,789.00	15	240001-13000	15	282636	Y	
		** Increase in SL Allocation **			5,789.00						
15	282643-00000	ASSISTANTSHIPS: DOCTORAL & MASTE									
			15	028264	2,200.00	15	240001-13000	15	282643-00000	Y	
		** Increase in SL Allocation **			2,200.00						
15	282643-10000	CINS ASSISTANTSHIP									
			15	028264	90,000.00	15	240001-13000	15	282643-10000	Y	
		** Increase in SL Allocation **			90,000.00						
15	282643-20000	CMSS ASSISTANTSHIPS									
			15	028264	127,800.00	15	240001-13000	15	282643-20000	Y	
		** Increase in SL Allocation **			127,800.00						
15	282643-30000	COMM ASSISTANTSHIPS									
			15	028264	77,200.00	15	240001-13000	15	282643-30000	Y	
		** Increase in SL Allocation **			77,200.00						

Printed on a Xerox 9700 Laser Printing System at the Computing Services Center / Texas A&M University

Form: URGB01 (02/05/85)

CC	Account	Transaction Description	--- Offset --- CC	Account	Amount	-------- Actual Entry --------- ---- From ----- CC	Account	----- To ------ CC	Account	Feed	Mand
15	282643-40000	MFA ASSISTANTSHIPS									
			15	028264	37,800.00	15	240001-13000	15	282643-40000	Y	
		** Increase in SL Allocation **			37,800.00						
15	282643-50000	CGS ASSISTANTSHIP									
			15	028264	20,000.00	15	240001-13000	15	282643-50000	Y	
		** Increase in SL Allocation **			20,000.00						
15	282656-00000	STARTUP FUNDING									
			15	028200	303,000.00	15	240001-13000	15	282656-00000	Y	
		** Increase in SL Allocation **			303,000.00						
15	282657	STUDY GROUP-TUITION&FEE EXP ACCT									
			15	028200	20,000.00	15	240001-13000	15	282657	Y	
		** Increase in SL Allocation **			20,000.00						
15	282950	DESIGNATED TUITION- RESERVE FOR									
			15	028295	396,026.00	15	240001-13000	15	282950	Y	
		** Increase in SL Allocation **			396,026.00						
15	283601	ADMISSIONS									
			15	028300	367,900.00	15	240001-13000	15	283601	Y	
		** Increase in SL Allocation **			367,900.00						
15	283602	ISLAND DAYS									
			15	028300	82,757.00	15	240001-13000	15	283602	Y	
		** Increase in SL Allocation **			82,757.00						
15	283603	FINANCIAL AID									
			15	028300	137,289.00	15	240001-13000	15	283603	Y	
		** Increase in SL Allocation **			137,289.00						
15	283605	DISABILITIES SERVICES									
			15	028300	20,000.00	15	240001-13000	15	283605	Y	
		** Increase in SL Allocation **			20,000.00						
15	283609	COMMENCEMENT									
			15	028300	50,000.00	15	240001-13000	15	283609	Y	
		** Increase in SL Allocation **			50,000.00						
15	283610	NEW STUDENT PROGRAMS									
			15	028300	86,161.00	15	240001-13000	15	283610	Y	
		** Increase in SL Allocation **			86,161.00						
15	283615	STUDENT AFFAIRS									
			15	028300	28,653.00	15	240001-13000	15	283615	Y	
		** Increase in SL Allocation **			28,653.00						

Printed on a Xerox 9700 Laser Printing System at the Computing Services Center / Texas A&M University

Form: URGB01 (02/05/85)

CC	Account	Transaction Description	Offset CC	Offset Account	Amount	Actual Entry From CC	Actual Entry From Account	Actual Entry To CC	Actual Entry To Account	Feed	Mand
15	283616	VETERAN'S AFFAIRS OFC									
			15	028300	12,646.00	15	240001-13000	15	283616	Y	
		** Increase in SL Allocation **			12,646.00						
15	283620	UNIVERSITY CENTER									
			15	028300	33,081.00	15	240001-13000	15	283620	Y	
		** Increase in SL Allocation **			33,081.00						
15	283621	ASOVP EXPENSES									
			15	028200	174,077.00	15	240001-13000	15	283621	Y	
		** Increase in SL Allocation **			174,077.00						
15	284500	EXECUTIVE HOUSING									
			15	028400	34,324.00	15	240001-13000	15	284500	Y	
		** Increase in SL Allocation **			34,324.00						
15	284501	EXECUTIVE SUPPLEMENT									
			15	028400	177,460.00	15	240001-13000	15	284501	Y	
		** Increase in SL Allocation **			177,460.00						
15	284503	EXEC.VP-F&A OPERATING EXPENSES									
			15	028400	171,885.00	15	240001-13000	15	284503	Y	
		** Increase in SL Allocation **			171,885.00						
15	284504-00000	PIR - PLANNING & INST RESEARCH									
			15	028400	63,674.00	15	240001-13000	15	284504-00000	Y	
		** Increase in SL Allocation **			63,674.00						
15	284505	ADMINSTRATIVE SERVICES									
			15	028400	13,351.00	15	240001-13000	15	284505	Y	
		** Increase in SL Allocation **			13,351.00						
15	284506-00000	SYSTEM ASSESMENT									
			15	028400	765,114.00	15	240001-13000	15	284506-00000	Y	
		** Increase in SL Allocation **			765,114.00						
15	284507	BANK FEES									
			15	028400	60,000.00	15	240001-13000	15	284507	Y	
		** Increase in SL Allocation **			60,000.00						
15	284508	SACS ACCREDITATION									
			15	028400	26,729.00	15	240001-13000	15	284508	Y	
		** Increase in SL Allocation **			26,729.00						
15	284509	PROGRAM REVIEW GRADUATE									
			15	028400	14,434.00	15	240001-13000	15	284509	Y	
		** Increase in SL Allocation **			14,434.00						

Printed on a Xerox 9700 Laser Printing System at the Computing Services Center / Texas A&M University

Form: URGB01 (02/05/85)

CC	Account	Transaction Description	--- Offset --- CC	Account	Amount	-------- Actual Entry --------- ---- From ----- CC	Account	----- To ------ CC	Account	Feed	Mand
15	284510	COMPTROLLER									
			15	028400	41,358.00	15	240001-13000	15	284510	Y	
		** Increase in SL Allocation **			41,358.00						
15	284514	FISCAL AFFAIRS+INSURANCE									
			15	028400	846,000.00	15	240001-13000	15	284514	Y	
		** Increase in SL Allocation **			846,000.00						
15	284515	EMPLOYEE DEVELOP & COMPLIANCE SV									
			15	028400	63,264.00	15	240001-13000	15	284515	Y	
		** Increase in SL Allocation **			63,264.00						
15	284516	PROGRAM REVIEW - UNDERGRADUATE									
			15	028400	14,604.00	15	240001-13000	15	284516	Y	
		** Increase in SL Allocation **			14,604.00						
15	284517	PAYROLL									
			15	028400	19,261.00	15	240001-13000	15	284517	Y	
		** Increase in SL Allocation **			19,261.00						
15	284518-10000	DEPARTMENT EXPENSES									
			15	028400	35,360.00	15	240001-13000	15	284518-10000	Y	
		** Increase in SL Allocation **			35,360.00						
15	284518-20000	HR-PRINTING SERVICES									
			15	028400	1,500.00	15	240001-13000	15	284518-20000	Y	
		** Increase in SL Allocation **			1,500.00						
15	284518-60000	HR-WEB BASE I-9 CONTRACT FEES									
			15	028400	4,060.00	15	240001-13000	15	284518-60000	Y	
		** Increase in SL Allocation **			4,060.00						
15	284518-70000	HR- CRIMINAL BACKGROUND VENDOR									
			15	028400	27,500.00	15	240001-13000	15	284518-70000	Y	
		** Increase in SL Allocation **			27,500.00						
15	284520	BUDGET									
			15	028400	47,500.00	15	240001-13000	15	284520	Y	
		** Increase in SL Allocation **			47,500.00						
15	284521	EMPLOYEE BETTERMENT									
			15	028400	100,000.00	15	299999	15	284521	Y	
		** Increase in SL Allocation **			100,000.00						
15	284523	ROTC									
			15	028400	16,461.00	15	240001-13000	15	284523	Y	
		** Increase in SL Allocation **			16,461.00						

Printed on a Xerox 9700 Laser Printing System at the Computing Services Center / Texas A&M University

Form: URGB01 (02/05/85)

CC	Account	Transaction Description	--- Offset --- CC	Account	Amount	-------- Actual Entry --------- ---- From ----- CC	Account	----- To ------ CC	Account	Feed	Mand
15	284525	INSTITUTIONAL MEMBERSHIPS									
			15	028400	70,477.00	15	240001-13000	15	284525	Y	
		** Increase in SL Allocation **			70,477.00						
15	284527	MARCOM - LOCAL									
			15	028400	109,629.00	15	240001-13000	15	284527	Y	
		** Increase in SL Allocation **			109,629.00						
15	284528	ADVANCEMENT SERVICES									
			15	028400	118,215.00	15	240001-13000	15	284528	Y	
		** Increase in SL Allocation **			118,215.00						
15	284529	SCHOLARSHIP SUPPORT									
			15	028400	24,100.00	15	240001-13000	15	284529	Y	
		** Increase in SL Allocation **			24,100.00						
15	284530	INSTITUTIONAL ADVANCEMENT PROJEC									
			15	028400	161,718.00	15	240001-13000	15	284530	Y	
		** Increase in SL Allocation **			161,718.00						
15	284531	STAFF COUNCIL - CAMPUS EVENTS									
			15	028400	7,974.00	15	240001-13000	15	284531	Y	
		** Increase in SL Allocation **			7,974.00						
15	284532	OFFICE ACCOUNT- PRESIDENT									
			15	028400	390,789.00	15	240001-13000	15	284532	Y	
		** Increase in SL Allocation **			390,789.00						
15	284537	CONTINGENCY ACCOUNT									
			15	028400	700,496.00	15	299999	15	284537	Y	
		** Increase in SL Allocation **			700,496.00						
15	284539	STAFF COUNCIL									
			15	028400	24,772.00	15	240001-13000	15	284539	Y	
		** Increase in SL Allocation **			24,772.00						
15	284541	SAFETY OFFICE									
			15	028400	85,482.00	15	240001-13000	15	284541	Y	
		** Increase in SL Allocation **			85,482.00						
15	284542	MAIL SERVICES									
			15	028400	36,602.00	15	240001-13000	15	284542	Y	
		** Increase in SL Allocation **			36,602.00						
15	284543	PRESS/BOOK PRINTING									
			15	028400	15,000.00	15	240001-13000	15	284543	Y	
		** Increase in SL Allocation **			15,000.00						

Printed on a Xerox 9700 Laser Printing System at the Computing Services Center / Texas A&M University

Form: URGB01 (02/05/85)

CC	Account	Transaction Description	--- Offset --- CC	Account	Amount	-------- Actual Entry --------- ---- From ----- CC	Account	----- To ------ CC	Account	Feed	Mand
15	284545	ISLANDER LIGHTS									
			15	028400	17,500.00	15	240001-13000	15	284545	Y	
		** Increase in SL Allocation **			17,500.00						
15	284554	EXECUTIVE DIRECTOR OF DEVL									
			15	028400	106,881.00	15	240001-13000	15	284554	Y	
		** Increase in SL Allocation **			106,881.00						
15	284555-00000	COLLEGE DEVELOPMENT									
			15	028400	127,901.00	15	240001-13000	15	284555-00000	Y	
		** Increase in SL Allocation **			127,901.00						
15	284564	UNIVERSITY SERVICES									
			15	028400	20,078.00	15	240001-13000	15	284564	Y	
		** Increase in SL Allocation **			20,078.00						
15	284566	UNIVERSITY SERVICES - MARKETING									
			15	028400	15,851.00	15	240001-13000	15	284566	Y	
		** Increase in SL Allocation **			15,851.00						
15	284568	FAMIS ASSESSMENT									
			15	028400	129,170.00	15	240001-13000	15	284568	Y	
		** Increase in SL Allocation **			129,170.00						
15	284573	FURNITURE & STORAGE									
			15	028400	7,000.00	15	240001-13000	15	284573	Y	
		** Increase in SL Allocation **			7,000.00						
15	284574	MARKETPLACE									
			15	028400	60,000.00	15	240001-13000	15	284574	Y	
		** Increase in SL Allocation **			60,000.00						
15	284581	ACADEMIC POLICY & INSTITUTIONAL									
			15	028400	10,258.00	15	240001-13000	15	284581	Y	
		** Increase in SL Allocation **			10,258.00						
15	284583	IT SYSTEM ASSESSMENT									
			15	028400	310,209.00	15	240001-13000	15	284583	Y	
		** Increase in SL Allocation **			310,209.00						
15	284586	STEWARDSHIP & DONOR RELATIONS									
			15	028400	20,177.00	15	240001-13000	15	284586	Y	
		** Increase in SL Allocation **			20,177.00						
15	284590	ACADEMIC PARTNERSHIP									
			15	028400	1,955,000.00	15	240001-13000	15	284590	Y	
		** Increase in SL Allocation **			1,955,000.00						

Printed on a Xerox 9700 Laser Printing System at the Computing Services Center / Texas A&M University

Form: URGB01 (02/05/85)

CC	Account	Transaction Description	--- Offset --- CC	Account	Amount	-------- Actual Entry --------- ---- From ----- CC	Account	----- To ------ CC	Account	Feed	Mand
15	284591-00000	COLLEGE DEVELOPMENT OFFICERS									
			15	028400	114,491.00	15	240001-13000	15	284591-00000	Y	
		** Increase in SL Allocation **			114,491.00						
15	284592	ASSISTANT VP OF DEVELOPMENT									
			15	028400	26,897.00	15	240001-13000	15	284592	Y	
		** Increase in SL Allocation **			26,897.00						
15	284593	DOD 4									
			15	028400	11,370.00	15	240001-13000	15	284593	Y	
		** Increase in SL Allocation **			11,370.00						
15	284595	FCR									
			15	028400	15,468.00	15	240001-13000	15	284595	Y	
		** Increase in SL Allocation **			15,468.00						
15	284596	DOD 3 - JAMIE									
			15	028400	11,370.00	15	240001-13000	15	284596	Y	
		** Increase in SL Allocation **			11,370.00						
15	284597	SFA - MAINTENANCE AND OPERATIONS									
			15	028400	12,500.00	15	240001-13000	15	284597	Y	
		** Increase in SL Allocation **			12,500.00						
15	284603-00000	ACADEMIC RECRUITING									
			15	028400	100,000.00	15	240001-13000	15	284603-00000	Y	
		** Increase in SL Allocation **			100,000.00						
15	284605	EMPLOYEE DEVELOPMENT									
			15	028400	12,024.00	15	240001-13000	15	284605	Y	
		** Increase in SL Allocation **			12,024.00						
15	284606	MARKETING									
			15	028400	234,324.00	15	240001-13000	15	284606	Y	
		** Increase in SL Allocation **			234,324.00						
15	284607	ENROLLMENT MGMT M&O									
			15	028400	37,056.00	15	240001-13000	15	284607	Y	
		** Increase in SL Allocation **			37,056.00						
15	284608	ENROLLMENT MANAGEMENT PROGRAMS									
			15	028400	362,998.00	15	240001-13000	15	284608	Y	
		** Increase in SL Allocation **			362,998.00						
15	284609	MARCOM STUDENT WAGES									
			15	028400	50,000.00	15	240001-13000	15	284609	Y	
		** Increase in SL Allocation **			50,000.00						

Printed on a Xerox 9700 Laser Printing System at the Computing Services Center / Texas A&M University

CC	Account	Transaction Description	Offset CC	Offset Account	Amount	Actual Entry From CC	Actual Entry From Account	Actual Entry To CC	Actual Entry To Account	Feed	Mand
15	284610	DIRECTOR OF ENGAGEMENT - OPERATI									
			15	028400	17,847.00	15	240001-13000	15	284610	Y	
		** Increase in SL Allocation **			17,847.00						
15	284640	SPONSORSHIPS									
			15	028400	45,000.00	15	240001-13000	15	284640	Y	
			15	028400	25,000.00	15	299999	15	284640	Y	
		** Increase in SL Allocation **			70,000.00						
15	284720	STUDENT RECRUITING - AGENT AGREE									
			15	028400	40,000.00	15	240001-13000	15	284720	Y	
		** Increase in SL Allocation **			40,000.00						
15	284740	ORIENTATION LEADER PROGRAM									
			15	028400	72,000.00	15	240001-13000	15	284740	Y	
		** Increase in SL Allocation **			72,000.00						
15	284810	DOD 2 - BETHANY									
			15	028400	10,000.00	15	240001-13000	15	284810	Y	
		** Increase in SL Allocation **			10,000.00						
15	284830	DOD 1 - GILLIAN									
			15	028400	10,000.00	15	240001-13000	15	284830	Y	
		** Increase in SL Allocation **			10,000.00						
15	284860	GRADUATE ASSISTANT									
			15	028400	16,500.00	15	240001-13000	15	284860	Y	
		** Increase in SL Allocation **			16,500.00						
15	285502	HAZARDOUS WASTE DISPOSAL									
			15	028500	8,447.00	15	240001-13000	15	285502	Y	
		** Increase in SL Allocation **			8,447.00						
15	285503	STUDENT WORKERS - PP									
			15	028500	25,000.00	15	240001-13000	15	285503	Y	
		** Increase in SL Allocation **			25,000.00						
15	285509	UPD LOCAL M&O									
			15	028500	49,957.00	15	240001-13000	15	285509	Y	
		** Increase in SL Allocation **			49,957.00						
15	285523	PURCHASING									
			15	028500	75,747.00	15	240001-13000	15	285523	Y	
		** Increase in SL Allocation **			75,747.00						
15	285524	HUB PROGRAM									
			15	028500	4,000.00	15	240001-13000	15	285524	Y	
		** Increase in SL Allocation **			4,000.00						

Form: URGB01 (02/05/85)
Printed on a Xerox 9700 Laser Printing System at the Computing Services Center / Texas A&M University

CC	Account	Transaction Description	--- Offset --- CC	Account	Amount	-------- Actual Entry --------- ---- From ----- CC	Account	----- To ------ CC	Account	Feed	Mand
15	285525	CENTRAL RECEIVING									
			15	028500	17,900.00	15	240001-13000	15	285525	Y	
		** Increase in SL Allocation **			17,900.00						
15	285527	CONTRACTS & PROPERTY									
			15	028500	67,440.00	15	240001-13000	15	285527	Y	
		** Increase in SL Allocation **			67,440.00						
15	285528	ASSOCIATE VP FOR ACADEMIC AFFAIR									
			15	028500	69,000.00	15	240001-13000	15	285528	Y	
		** Increase in SL Allocation **			69,000.00						
15	285530	SALARY CONTINGENCY - PRES									
			15	028500	83,213.00	15	240001-13000	15	285530	Y	
		** Increase in SL Allocation **			83,213.00						
15	285540	SALARY CONTINGENCY - PROVOST									
			15	028500	1,332.00	15	240001-13000	15	285540	Y	
		** Increase in SL Allocation **			1,332.00						
15	285545	SALARY CONTINGENCY - FINANCE									
			15	028500	4,208.00	15	240001-13000	15	285545	Y	
		** Increase in SL Allocation **			4,208.00						
15	285555	SALARY CONTINGENCY - DEVELOPMENT									
			15	028500	53,699.00	15	240001-13000	15	285555	Y	
		** Increase in SL Allocation **			53,699.00						
15	285565	SALARY CONTINGENCY- RCO									
			15	028500	6,659.00	15	240001-13000	15	285565	Y	
		** Increase in SL Allocation **			6,659.00						
15	286601	TAMUCC GRANTS									
			15	028600	160,000.00	15	240001-13000	15	286601	Y	
		** Increase in SL Allocation **			160,000.00						
15	289990-00000	DESIG. TUITION - FOR BUDGETS									
			15	028999	216,798.00	15	240001-13000	15	289990-00000	Y	
		** Increase in SL Allocation **			216,798.00						
15	289990-00010	INSTRUCTION - FOR BUDGETS									
			15	028999	1,446,065.00	15	240001-13000	15	289990-00010	Y	
		** Increase in SL Allocation **			1,446,065.00						
15	289990-00015	RESEARCH - FOR BUDGETS									
			15	028999	174,413.00	15	240001-13000	15	289990-00015	Y	
		** Increase in SL Allocation **			174,413.00						

Form: URGB01 (02/05/85)
Printed on a Xerox 9700 Laser Printing System at the Computing Services Center / Texas A&M University

CC	Account	Transaction Description	Offset CC	Offset Account	Amount	Actual Entry From CC	Actual Entry From Account	Actual Entry To CC	Actual Entry To Account	Feed	Mand
15	289990-00020	PUBLIC SERVICE - FOR BUDGETS									
			15	028999	180,000.00	15	240001-13000	15	289990-00020	Y	
		** Increase in SL Allocation **			180,000.00						
15	289990-00025	ACADEMIC SUPPORT - FOR BUDGETS									
			15	028999	236,650.00	15	240001-13000	15	289990-00025	Y	
		** Increase in SL Allocation **			236,650.00						
15	289990-00030	STUDENT SUPPORT - FOR BUDGETS									
			15	028999	237,000.00	15	240001-13000	15	289990-00030	Y	
		** Increase in SL Allocation **			237,000.00						
15	289990-00035	INSTITUTIONAL SUPPORT FOR BUDGET									
			15	028999	3,122,950.00	15	240001-13000	15	289990-00035	Y	
		** Increase in SL Allocation **			3,122,950.00						
15	290080	TPEG-UNDERGRAD RESIDENT									
			15	029008	1,777,860.00	15	011180	15	290080	Y	
			15	029008	177,786.00-	15	290080	15	290099	Y	
		** Increase in SL Allocation **			1,600,074.00						
15	290085	TPEG-GRAD RESIDENT									
			15	029008	21,502.00-	15	290085	15	290099	Y	
			15	029008	215,020.00	15	011180	15	290085	Y	
		** Increase in SL Allocation **			193,518.00						
15	290090	TPEG-UNDERGRAD NON RESIDENT									
			15	029009	84,965.00	15	011180	15	290090	Y	
			15	029009	8,497.00-	15	290090	15	290099	Y	
		** Increase in SL Allocation **			76,468.00						
15	290095	TPEG-GRAD NON RESIDENT									
			15	029009	4,360.00-	15	290095	15	290099	Y	
			15	029009	43,601.00	15	011180	15	290095	Y	
		** Increase in SL Allocation **			39,241.00						
15	290099	TPEG - 10% SET ASIDE									
			15	029009	177,786.00	15	290080	15	290099	Y	
			15	029009	4,360.00	15	290095	15	290099	Y	
			15	029009	21,502.00	15	290085	15	290099	Y	
			15	029009	8,497.00	15	290090	15	290099	Y	
		** Increase in SL Allocation **			212,145.00						
15	290200	DT SET ASIDE RES/U FALL/SPRING									
			15	029020	840,000.00	15	240001-13000	15	290200	Y	
		** Increase in SL Allocation **			840,000.00						

Form: URGB01 (02/05/85)
Printed on a Xerox 9700 Laser Printing System at the Computing Services Center / Texas A&M University

CC	Account	Transaction Description	Offset CC	Offset Account	Amount	Actual Entry From CC	Actual Entry From Account	Actual Entry To CC	Actual Entry To Account	Feed	Mand
15	290210-10000	FINANCIAL AID WORKSTUDY ADMINIST									
			15	029020	481,920.00	15	240001-13000	15	290210-10000	Y	
		** Increase in SL Allocation **			481,920.00						
15	290210-60100	MARKETING WORKSTUDY PROGRAM									
			15	029020	12,000.00	15	240001-13000	15	290210-60100	Y	
		** Increase in SL Allocation **			12,000.00						
15	290211	DT SET ASIDE-RES/U SUMMER SCHOOL									
			15	029020	400,072.00	15	240001-13000	15	290211	Y	
		** Increase in SL Allocation **			400,072.00						
15	290213	DT SET ASIDE RES HONOR									
			15	029020	111,500.00	15	240001-13000	15	290213	Y	
		** Increase in SL Allocation **			111,500.00						
15	290300	TUITION SET ASIDE (15%)-RES GRAD									
			15	029030	351,286.00	15	240001-13000	15	290300	Y	
			15	029030	92,001.00	15	240330	15	290300	Y	
			15	029030	82,896.00	15	240340	15	290300	Y	
		** Increase in SL Allocation **			526,183.00						
15	290311	DT SET ASIDE-RES/G SUMMER SCHOOL									
			15	029030	81,930.00	15	240001-13000	15	290311	Y	
		** Increase in SL Allocation **			81,930.00						
15	290410	PRESIDENTIAL SCHOLAR									
			15	029041	368,000.00	15	240001-13000	15	290410	Y	
		** Increase in SL Allocation **			368,000.00						
15	290420	ACHIEVER SCHOLAR									
			15	029042	201,000.00	15	240001-13000	15	290420	Y	
		** Increase in SL Allocation **			201,000.00						
15	290430	ISLANDER SCHOLAR									
			15	029043	350,102.00	15	240001-13000	15	290430	Y	
		** Increase in SL Allocation **			350,102.00						
15	290440	IMPACT SCHOLAR									
			15	029044	190,000.00	15	240001-13000	15	290440	Y	
		** Increase in SL Allocation **			190,000.00						
15	290450	TRANSFER SCHOLAR									
			15	029045	120,000.00	15	240001-13000	15	290450	Y	
		** Increase in SL Allocation **			120,000.00						
15	299999	INTEREST INCOME-DESIGNATED									
			15	029999	159,105.00-	15	299999	15	245320	Y	

Form: URGB01 (02/05/85)
Printed on a Xerox 9700 Laser Printing System at the Computing Services Center / Texas A&M University

Form: URGB01 (02/05/85)

CC	Account	Transaction Description	--- Offset --- CC	Account	Amount	-------- Actual Entry --------- ---- From ----- CC	Account	----- To ------ CC	Account	Feed	Mand
15	299999	INTEREST INCOME-DESIGNATED									
			15	029999	147,410.00-	15	299999	15	351000-10000	Y	
			15	029999	700,496.00-	15	299999	15	284537	Y	
			15	029999	25,000.00-	15	299999	15	284640	Y	
			15	029999	100,000.00-	15	299999	15	284521	Y	
			15	029999	2,500.00-	15	299999	15	240071	Y	
			15	029999	2,500.00-	15	299999	15	240011	Y	
			15	029999	2,500.00-	15	299999	15	240021	Y	
			15	029999	25,000.00-	15	299999	15	240051	Y	
		** Decrease in SL Allocation **			1,164,511.00-						
15	300030	REC SPTS RESERVE FOR DEFERRED MA									
			15	030003	40,000.00	15	300061	15	300030	Y	
		** Increase in SL Allocation **			40,000.00						
15	300051	UNIVERSITY HEALTH CENTER									
			15	030005	32,968.00-	15	300051	15	300053	Y	
			15	030005	25,000.00-	15	300051	15	300052	Y	
		** Decrease in SL Allocation **			57,968.00-						
15	300052	UHC-DIAGNOSTIC & TREATMENT									
			15	030005	25,000.00	15	300051	15	300052	Y	
		** Increase in SL Allocation **			25,000.00						
15	300053	UHC - UTILITIES									
			15	030005	32,968.00	15	300051	15	300053	Y	
		** Increase in SL Allocation **			32,968.00						
15	300061	RECREATION SPORTS									
			15	030006	40,000.00-	15	300061	15	300030	Y	
			15	030006	70,000.00-	15	300061	15	300110	Y	
			15	030006	9,300.00-	15	300061	15	300063-10004	Y	
			15	030006	58,895.00-	15	300061	15	300063-10001	Y	
			15	030006	96,255.00-	15	300061	15	300063-10002	Y	
		Debt Service allocation to GL	15	030006	1,005,452.00-	15	300061	15	030006	Y	
			15	030006	48,516.00-	15	300061	15	300063-10005	Y	
			15	030006	565,300.00-	15	300061	15	300062	Y	
			15	030006	44,100.00-	15	300061	15	300063-10003	Y	
		** Decrease in SL Allocation **			1,937,818.00-						
15	300062	REC SPORTS-FACILITIES & OPERATIO									
			15	030006	565,300.00	15	300061	15	300062	Y	
		** Increase in SL Allocation **			565,300.00						
15	300063-10001	INTRAMURALS									
			15	030006	58,895.00	15	300061	15	300063-10001	Y	
		** Increase in SL Allocation **			58,895.00						

Printed on a Xerox 9700 Laser Printing System at the Computing Services Center / Texas A&M University

CC	Account	Transaction Description	Offset CC	Offset Account	Amount	Actual Entry From CC	Actual Entry From Account	Actual Entry To CC	Actual Entry To Account	Feed	Mand
15	300063-10002	FITNESS/WELLNESS									
			15	030006	96,255.00	15	300061	15	300063-10002	Y	
		** Increase in SL Allocation **			96,255.00						
15	300063-10003	AQUATICS									
			15	030006	44,100.00	15	300061	15	300063-10003	Y	
		** Increase in SL Allocation **			44,100.00						
15	300063-10004	SPORTS CLUB									
			15	030006	9,300.00	15	300061	15	300063-10004	Y	
		** Increase in SL Allocation **			9,300.00						
15	300063-10005	OUTDOOR									
			15	030006	48,516.00	15	300061	15	300063-10005	Y	
		** Increase in SL Allocation **			48,516.00						
15	300100	STUDENT SERVICE FEES									
			15	030010	1,500.00-	15	300100	15	301040	Y	
			15	030010	11,505.00-	15	300100	15	301600	Y	
			15	030010	50,000.00-	15	300100	15	301640	Y	
			15	030010	223,384.00-	15	300100	15	320103-00001	Y	
			15	030010	13,693.00-	15	300100	15	301650	Y	
			15	030010	33,330.00-	15	300100	15	301620	Y	
			15	030010	67,918.00-	15	300100	15	301110	Y	
			15	030010	23,179.00-	15	300100	15	301320	Y	
			15	030010	14,500.00-	15	300100	15	301580	Y	
			15	030010	6,000.00-	15	300100	15	301460	Y	
			15	030010	13,750.00-	15	300100	15	301340	Y	
			15	030010	5,100.00-	15	300100	15	301570	Y	
			15	030010	25,000.00-	15	300100	15	301310	Y	
			15	030010	21,405.00-	15	300100	15	301590	Y	
			15	030010	72,205.00-	15	300100	15	301080	Y	
			15	030010	5,750.00-	15	300100	15	301060	Y	
			15	030010	50,055.00-	15	300100	15	301100	Y	
			15	030010	14,250.00-	15	300100	15	301030	Y	
			15	030010	628,333.00-	15	300100	15	301120	Y	
			15	030010	207,650.00-	15	300100	15	300650	Y	
			15	030010	70,589.00-	15	300100	15	301170	Y	
			15	030010	73,689.00-	15	300100	15	301270	Y	
			15	030010	11,000.00-	15	300100	15	301230	Y	
			15	030010	8,606.00-	15	300100	15	301220	Y	
			15	030010	12,000.00-	15	300100	15	301250	Y	
			15	030010	219,011.00-	15	300100	15	301160	Y	
			15	030010	28,340.00-	15	300100	15	301290	Y	
			15	030010	39,775.00-	15	300100	15	301000	Y	
			15	030010	541,778.00-	15	300100	15	300700	Y	
			15	030010	23,531.00-	15	300100	15	300651	Y	

Form: URGB01 (02/05/85)
Printed on a Xerox 9700 Laser Printing System at the Computing Services Center / Texas A&M University

Form: URGB01 (02/05/85)

CC	Account	Transaction Description	--- Offset --- CC	Account	Amount	-------- Actual Entry --------- ---- From ----- CC	Account	----- To ------ CC	Account	Feed	Mand
15	300100	STUDENT SERVICE FEES									
			15	030010	52,365.00-	15	300100	15	300900	Y	
			15	030010	467,543.00-	15	300100	15	300601	Y	
			15	030010	4,586.00-	15	300100	15	301020	Y	
			15	030010	187,494.00-	15	300100	15	300200	Y	
			15	030010	62,010.00-	15	300100	15	300600	Y	
			15	030010	671,665.00-	15	300100	15	300400	Y	
			15	030010	21,000.00-	15	300100	15	300310	Y	
			15	030010	626,640.00-	15	300100	15	300500	Y	
			15	030010	977,970.00-	15	300100	15	300300	Y	
			15	030010	82,000.00-	15	300100	15	300510	Y	
		** Decrease in SL Allocation **			5,670,099.00-						
15	300110	RESERVE-EQUIPMENT REPLACEMENT									
			15	030011	70,000.00	15	300061	15	300110	Y	
		** Increase in SL Allocation **			70,000.00						
15	300200	STUDENT AFFAIRS									
			15	030020	187,494.00	15	300100	15	300200	Y	
			15	030020	32,915.00	15	301120	15	300200	Y	
		** Increase in SL Allocation **			220,409.00						
15	300300	UNIVERSITY COUNSELING CTR									
			15	030030	977,970.00	15	300100	15	300300	Y	
			15	030030	53,713.00	15	301120	15	300300	Y	
		** Increase in SL Allocation **			1,031,683.00						
15	300310	UCC UTILITIES									
			15	030031	21,000.00	15	300100	15	300310	Y	
		** Increase in SL Allocation **			21,000.00						
15	300400	CAREER SERVICES									
			15	030040	671,665.00	15	300100	15	300400	Y	
			15	030040	33,235.00	15	301120	15	300400	Y	
		** Increase in SL Allocation **			704,900.00						
15	300500	DISABLITIES SERVICES									
			15	030050	63,165.00	15	301120	15	300500	Y	
			15	030050	626,640.00	15	300100	15	300500	Y	
		** Increase in SL Allocation **			689,805.00						
15	300510	INTERPRETER SERVICES									
			15	030051	82,000.00	15	300100	15	300510	Y	
		** Increase in SL Allocation **			82,000.00						
15	300600	DEAN OF STUDENTS									
			15	030060	62,010.00	15	300100	15	300600	Y	
		** Increase in SL Allocation **			62,010.00						

Printed on a Xerox 9700 Laser Printing System at the Computing Services Center / Texas A&M University

Form: URGB01 (02/05/85)

CC	Account	Transaction Description	Offset CC	Offset Account	Amount	Actual Entry From CC	Actual Entry From Account	Actual Entry To CC	Actual Entry To Account	Feed	Mand
15	300601	DEAN OF STUDENTS-ADMIN									
			15	030060	467,543.00	15	300100	15	300601	Y	
		** Increase in SL Allocation **			467,543.00						
15	300650	ASSOCIATE DEAN OF STUDENTS									
			15	030065	207,650.00	15	300100	15	300650	Y	
			15	030065	7,820.00	15	301120	15	300650	Y	
		** Increase in SL Allocation **			215,470.00						
15	300651	ASSOCIATE DEAN OF STUDENTS-ADMIN									
			15	030065	23,531.00	15	300100	15	300651	Y	
		** Increase in SL Allocation **			23,531.00						
15	300700	STUDENT ACTIVITIES									
			15	030070	541,778.00	15	300100	15	300700	Y	
			15	030070	81,800.00	15	301120	15	300700	Y	
		** Increase in SL Allocation **			623,578.00						
15	300900	STUDENT GOVERNMENT									
			15	030090	52,365.00	15	300100	15	300900	Y	
		** Increase in SL Allocation **			52,365.00						
15	301000	UCSO									
			15	030100	39,775.00	15	300100	15	301000	Y	
		** Increase in SL Allocation **			39,775.00						
15	301020	UNIVERSITY GALLERIES									
			15	030102	4,586.00	15	300100	15	301020	Y	
		** Increase in SL Allocation **			4,586.00						
15	301030	FINANCIAL ASSISTANCE									
			15	030103	14,250.00	15	300100	15	301030	Y	
		** Increase in SL Allocation **			14,250.00						
15	301040	CHANCELLOR STUDENT ADVISORY BOAR									
			15	030104	1,500.00	15	300100	15	301040	Y	
		** Increase in SL Allocation **			1,500.00						
15	301060	WARREN THEATRE									
			15	030106	5,750.00	15	300100	15	301060	Y	
		** Increase in SL Allocation **			5,750.00						
15	301080	CAMPUS ACTIVITY BOARD									
			15	030108	72,205.00	15	300100	15	301080	Y	
		** Increase in SL Allocation **			72,205.00						
15	301100	MULTICULTURAL PROGRAMMING									
			15	030110	50,055.00	15	300100	15	301100	Y	
		** Increase in SL Allocation **			50,055.00						

Printed on a Xerox 9700 Laser Printing System at the Computing Services Center / Texas A&M University

Form: URGB01 (02/05/85)

CC	Account	Transaction Description	Offset CC	Offset Account	Amount	Actual Entry From CC	Actual Entry From Account	Actual Entry To CC	Actual Entry To Account	Feed	Mand
15	301110	UNIVERSITY HOUSING									
			15	030111	67,918.00	15	300100	15	301110	Y	
			15	030111	126,658.00	15	301490	15	301110	Y	
		** Increase in SL Allocation **			194,576.00						
15	301120	STUDENT SRVC UNALLOC RESERVE									
			15	030112	628,333.00	15	300100	15	301120	Y	
			15	030112	33,235.00-	15	301120	15	300400	Y	
			15	030112	20,050.00-	15	301120	15	301570	Y	
			15	030112	24,244.00-	15	301120	15	301270	Y	
			15	030112	81,800.00-	15	301120	15	300700	Y	
			15	030112	63,165.00-	15	301120	15	300500	Y	
			15	030112	20,200.00-	15	301120	15	301600	Y	
			15	030112	7,820.00-	15	301120	15	300650	Y	
			15	030112	53,713.00-	15	301120	15	300300	Y	
			15	030112	32,915.00-	15	301120	15	300200	Y	
		** Increase in SL Allocation **			291,191.00						
15	301160	CENTER FOR ACADEMIC STUDENT ACHI									
			15	030116	219,011.00	15	300100	15	301160	Y	
		** Increase in SL Allocation **			219,011.00						
15	301170	INTERNATIONAL STUDENT SERVICES									
			15	030117	70,589.00	15	300100	15	301170	Y	
		** Increase in SL Allocation **			70,589.00						
15	301220	JUDICIAL AFFAIRS									
			15	030122	8,606.00	15	300100	15	301220	Y	
		** Increase in SL Allocation **			8,606.00						
15	301230	W. O. W.									
			15	030123	11,000.00	15	300100	15	301230	Y	
		** Increase in SL Allocation **			11,000.00						
15	301250	HOMECOMING-SSF									
			15	030125	12,000.00	15	300100	15	301250	Y	
		** Increase in SL Allocation **			12,000.00						
15	301270	PREVENTION PROGRAMS									
			15	030127	73,689.00	15	300100	15	301270	Y	
			15	030127	24,244.00	15	301120	15	301270	Y	
		** Increase in SL Allocation **			97,933.00						
15	301290	STUDENT VOLUNTEER CONNECTION									
			15	030129	28,340.00	15	300100	15	301290	Y	
		** Increase in SL Allocation **			28,340.00						

Printed on a Xerox 9700 Laser Printing System at the Computing Services Center / Texas A&M University

Form: URGB01 (02/05/85)

CC	Account	Transaction Description	Offset CC	Offset Account	Amount	Actual Entry From CC	Actual Entry From Account	Actual Entry To CC	Actual Entry To Account	Feed	Mand
15	301310	ALOHA DAYS									
			15	030131	25,000.00	15	300100	15	301310	Y	
		** Increase in SL Allocation **			25,000.00						
15	301320	GREEK LIFE									
			15	030132	23,179.00	15	300100	15	301320	Y	
		** Increase in SL Allocation **			23,179.00						
15	301340	UCSA LEADS									
			15	030134	13,750.00	15	300100	15	301340	Y	
		** Increase in SL Allocation **			13,750.00						
15	301460	PRESIDENT'S AMBASSADORS									
			15	030146	6,000.00	15	300100	15	301460	Y	
		** Increase in SL Allocation **			6,000.00						
15	301490	ACC-HOUSING SERVICES									
			15	030149	125,000.00	15	320081	15	301490	Y	
			15	030149	126,658.00-	15	301490	15	301110	Y	
		TEMPORARY	15	030149	258,400.00-	15	301490	15	351000-10000	Y	
			15	030149	140,000.00-	15	301490	15	033000	Y	
		** Decrease in SL Allocation **			400,058.00-						
15	301570	STRATEGIC ENGAGEMENT									
			15	030157	5,100.00	15	300100	15	301570	Y	
			15	030157	20,050.00	15	301120	15	301570	Y	
		** Increase in SL Allocation **			25,150.00						
15	301580	UCSA SPECIAL EVENTS									
			15	030158	14,500.00	15	300100	15	301580	Y	
			15	030158	7,000.00	15	320103-00001	15	301580	Y	
		** Increase in SL Allocation **			21,500.00						
15	301590	UCSA PUBLICITY									
			15	030159	21,405.00	15	300100	15	301590	Y	
		** Increase in SL Allocation **			21,405.00						
15	301600	INCLUSION									
			15	030160	11,505.00	15	300100	15	301600	Y	
			15	030160	20,200.00	15	301120	15	301600	Y	
		** Increase in SL Allocation **			31,705.00						
15	301620	ISLAND WAVES									
			15	030162	33,330.00	15	300100	15	301620	Y	
		** Increase in SL Allocation **			33,330.00						
15	301640	FOUNDERS DAY/LECTURE SERIES									
			15	030164	50,000.00	15	300100	15	301640	Y	
		** Increase in SL Allocation **			50,000.00						

Printed on a Xerox 9700 Laser Printing System at the Computing Services Center / Texas A&M University

Form: URGB01 (02/05/85)

CC	Account	Transaction Description	--- Offset --- CC	Account	Amount	-------- Actual Entry --------- ---- From ----- CC	Account	----- To ------ CC	Account	Feed	Mand
15	301650	ITEAM									
			15	030165	13,693.00	15	300100	15	301650	Y	
		** Increase in SL Allocation **			13,693.00						
15	301660	RESIDENT LIFE - CONTINGENCIES									
			15	030166	117,000.00	15	245201	15	301660	Y	
		** Increase in SL Allocation **			117,000.00						
15	307001	USF - SANDDOLLARS									
			15	030700	71,277.00	15	207001	15	307001	Y	
		** Increase in SL Allocation **			71,277.00						
15	309099	AUXILIARY FEE EXEMPTIONS									
			15	030909	4,062,783.00	15	409099	15	309099	Y	
		** Increase in SL Allocation **			4,062,783.00						
15	320021	VENDING MACHINES									
			15	032002	26,000.00-	15	320021	15	351000-10000	Y	
			15	032002	47,000.00-	15	320021	15	420890	Y	
			15	032002	35,000.00-	15	320021	15	320121	Y	
			15	032002	8,000.00-	15	320021	15	320070	Y	
			15	032002	66,000.00-	15	320021	15	033000	Y	
			15	032002	5,000.00-	15	320021	15	320041	Y	
		** Decrease in SL Allocation **			187,000.00-						
15	320031	LICENSING									
			15	032003	20,000.00-	15	320031	15	351000-10000	Y	
			15	032003	14,000.00-	15	320031	15	033000	Y	
		** Decrease in SL Allocation **			34,000.00-						
15	320041	FOOD SERVICE COMMISSIONS									
			15	032004	100,000.00-	15	320041	15	320043	Y	
			15	032004	5,000.00	15	320160	15	320041	Y	
			15	032004	5,000.00	15	320121	15	320041	Y	
			15	032004	5,000.00-	15	320041	15	420890	Y	
			15	032004	50,000.00-	15	320041	15	320121	Y	
			15	032004	17,000.00-	15	320041	15	320070	Y	
			15	032004	25,100.00-	15	320041	15	033000	Y	
			15	032004	5,000.00	15	320021	15	320041	Y	
			15	032004	5,000.00	15	320070	15	320041	Y	
			15	032004	5,000.00	15	270051	15	320041	Y	
		** Decrease in SL Allocation **			172,100.00-						
15	320043	FD SERV-M&R									
			15	032004	100,000.00	15	320041	15	320043	Y	
		** Increase in SL Allocation **			100,000.00						

Printed on a Xerox 9700 Laser Printing System at the Computing Services Center / Texas A&M University

Form: URGB01 (02/05/85)

CC	Account	Transaction Description	Offset CC	Offset Account	Amount	Actual Entry From CC	Actual Entry From Account	Actual Entry To CC	Actual Entry To Account	Feed	Mand
15	320070	SANDDOLLARS									
			15	032007	17,000.00	15	320041	15	320070	Y	
			15	032007	8,000.00	15	320021	15	320070	Y	
			15	032007	7,500.00-	15	320070	15	320121	Y	
			15	032007	5,000.00	15	320091	15	320070	Y	
			15	032007	5,000.00-	15	320070	15	420890	Y	
			15	032007	5,000.00-	15	320070	15	320041	Y	
			15	032007	1,000.00-	15	320070	15	033000	Y	
		** Increase in SL Allocation **			11,500.00						
15	320081	MIRAMAR APTS									
			15	032008	125,000.00-	15	320081	15	301490	Y	
		** Decrease in SL Allocation **			125,000.00-						
15	320091	BOOKSTORE CONTRACT COMMISSIONS									
			15	032009	5,000.00-	15	320091	15	211030	Y	
			15	032009	375,000.00-	15	320091	15	320121	Y	
			15	032009	2,090.00-	15	320091	15	320200	Y	
			15	032009	10,000.00-	15	320091	15	420890	Y	
			15	032009	5,000.00-	15	320091	15	320070	Y	
			15	032009	38,400.00-	15	320091	15	033000	Y	
		** Decrease in SL Allocation **			435,490.00-						
15	320103-00001	UNIV CTR-REV-FEE INCOME									
			15	032010	7,000.00-	15	320103-00001	15	301580	Y	
			15	032010	27,000.00	15	320103-00003	15	320103-00001	Y	
			15	032010	92,355.00	15	320103-00005	15	320103-00001	Y	
			15	032010	37,800.00	15	320103-00002	15	320103-00001	Y	
			15	032010	1,011,919.00-	15	320103-00001	15	320103-10002	Y	
			15	032010	370,285.00-	15	320103-00001	15	320103-10001	Y	
		Debt Service allocation to GL	15	032010	1,286,096.00-	15	320103-00001	15	032010	Y	
			15	032010	223,384.00	15	300100	15	320103-00001	Y	
		** Decrease in SL Allocation **			2,294,761.00-						
15	320103-00002	UNIV CTR-BK INCOME									
			15	032010	37,800.00-	15	320103-00002	15	320103-00001	Y	
		** Decrease in SL Allocation **			37,800.00-						
15	320103-00003	UNIV CTR-RM RENTAL									
			15	032010	27,000.00-	15	320103-00003	15	320103-00001	Y	
		** Decrease in SL Allocation **			27,000.00-						
15	320103-00005	UNIV CTR ROOF RENTAL									
			15	032010	92,355.00-	15	320103-00005	15	320103-00001	Y	
		** Decrease in SL Allocation **			92,355.00-						
15	320103-10001	UNIV CTR-ADMINISTRATION									
			15	032010	370,285.00	15	320103-00001	15	320103-10001	Y	
		** Increase in SL Allocation **			370,285.00						

Printed on a Xerox 9700 Laser Printing System at the Computing Services Center / Texas A&M University

Form: URGB01 (02/05/85)

CC	Account	Transaction Description	Offset CC	Offset Account	Amount	Actual Entry From CC	Actual Entry From Account	Actual Entry To CC	Actual Entry To Account	Feed	Mand
15	320103-10002	UNIV CTR-OPERATIONS									
			15	032010	1,011,919.00	15	320103-00001	15	320103-10002	Y	
		** Increase in SL Allocation **			1,011,919.00						
15	320121	UNIVERSITY SERVICES									
			15	032012	375,000.00	15	320091	15	320121	Y	
			15	032012	41,340.00-	15	320121	15	420890	Y	
			15	032012	5,000.00	15	320150-20000	15	320121	Y	
			15	032012	5,000.00-	15	320121	15	320041	Y	
			15	032012	5,000.00	15	320160	15	320121	Y	
			15	032012	5,000.00	15	270032	15	320121	Y	
			15	032012	7,500.00	15	320070	15	320121	Y	
			15	032012	50,000.00	15	320041	15	320121	Y	
			15	032012	35,000.00	15	320021	15	320121	Y	
			15	032012	5,000.00	15	270051	15	320121	Y	
		** Increase in SL Allocation **			441,160.00						
15	320150-20000	PRINT SHOP ON CAMPUS									
			15	032015	5,000.00-	15	320150-20000	15	320121	Y	
		** Decrease in SL Allocation **			5,000.00-						
15	320160	SANDPAPER(PRINTERS)									
			15	032016	5,000.00-	15	320160	15	320121	Y	
			15	032016	5,000.00-	15	320160	15	420890	Y	
			15	032016	5,000.00-	15	320160	15	320041	Y	
		** Decrease in SL Allocation **			15,000.00-						
15	320170	OFFICE SUPPLIES COMMISSION									
			15	032017	20,000.00-	15	320170	15	420890	Y	
		** Decrease in SL Allocation **			20,000.00-						
15	320200	BUDGET									
			15	032020	24,335.00	15	033000	15	320200	Y	
			15	032020	2,090.00	15	320091	15	320200	Y	
		** Increase in SL Allocation **			26,425.00						
15	320220	BOOKS ON RESERVE									
			15	032022	116,660.00-	15	320220	15	420890	Y	
		** Decrease in SL Allocation **			116,660.00-						
15	330020	UTILITIES									
			15	033000	154,509.00	15	033000	15	330020	Y	
		** Increase in SL Allocation **			154,509.00						
15	330030	SYSTEMS INFRASTRUCTURE									
			15	033000	252,618.00	15	033000	15	330030	Y	
			15	033000	42,000.00	15	033000	15	330030	Y	
		** Increase in SL Allocation **			294,618.00						

Printed on a Xerox 9700 Laser Printing System at the Computing Services Center / Texas A&M University

Form: URGB01 (02/05/85)

CC	Account	Transaction Description	--- Offset --- CC	Account	Amount	-------- Actual Entry --------- ---- From ----- CC	Account	----- To ------ CC	Account	Feed	Mand
15	330090	EMPLOYEE SERVICE AWARDS									
			15	033000	3,700.00	15	033000	15	330090	Y	
		** Increase in SL Allocation **			3,700.00						
15	330115	AUX - RETIREE GIP									
			15	033000	69,500.00	15	033000	15	330115	Y	
		** Increase in SL Allocation **			69,500.00						
15	340001	PARKING ADMINISTRATION									
			15	034000	15,000.00-	15	340001	15	033000	Y	
		Debt Service allocation to GL	15	034000	1,150,726.00-	15	340001	15	034000	Y	
		** Decrease in SL Allocation **			1,165,726.00-						
15	340011	INTEREST INCOME AUX									
			15	034001	24,000.00-	15	340011	15	033000	Y	
			15	034001	210,197.00-	15	340011	15	033000	Y	
			15	034001	12,965.00-	15	340011	15	033000	Y	
		** Decrease in SL Allocation **			247,162.00-						
15	350001	ATHLETIC DEVELOPMENT REVENUE									
			15	035000	266,000.00-	15	350001	15	351000-10000	Y	
		** Decrease in SL Allocation **			266,000.00-						
15	350002	CORPORATE SPONSORSHIPS									
			15	035000	143,800.00-	15	350002	15	351000-10000	Y	
		** Decrease in SL Allocation **			143,800.00-						
15	350003	MISC ATHLETIC REVENUE									
			15	035000	380,000.00-	15	350003	15	351000-10000	Y	
		** Decrease in SL Allocation **			380,000.00-						
15	350004-40004	REVENUE-MEN'S BASKETBALL									
			15	035000	342,000.00-	15	350004-40004	15	351000-10000	Y	
		** Decrease in SL Allocation **			342,000.00-						
15	350004-40005	REVENUE-WOMEN'S BASKETBALL									
			15	035000	49,000.00-	15	350004-40005	15	351000-10000	Y	
		** Decrease in SL Allocation **			49,000.00-						
15	350004-40006	REVENUE-BASEBALL									
			15	035000	40,000.00-	15	350004-40006	15	351000-10000	Y	
		** Decrease in SL Allocation **			40,000.00-						
15	350004-40007	REVENUE-SOFTBALL									
			15	035000	6,000.00-	15	350004-40007	15	351000-10000	Y	
		** Decrease in SL Allocation **			6,000.00-						

Printed on a Xerox 9700 Laser Printing System at the Computing Services Center / Texas A&M University

Form: URGB01 (02/05/85)

CC	Account	Transaction Description	--- Offset --- CC	Account	Amount	-------- Actual Entry --------- ---- From ----- CC	Account	----- To ------ CC	Account	Feed	Mand
15	350004-40008	REVENUE-WOMEN'S VOLLEYBALL									
			15	035000	8,500.00-	15	350004-40008	15	351000-10000	Y	
		** Decrease in SL Allocation **			8,500.00-						
15	350004-40009	REVENUE-WOMEN'S TRACK									
			15	035000	15,000.00-	15	350004-40009	15	351000-10000	Y	
		** Decrease in SL Allocation **			15,000.00-						
15	350004-40011	REVENUE-WOMEN'S SOCCER									
			15	035000	5,000.00-	15	350004-40011	15	351000-10000	Y	
		** Decrease in SL Allocation **			5,000.00-						
15	350005	ATHLETICS FEE									
			15	035000	6,622,129.00-	15	350005	15	351000-10000	Y	
		** Decrease in SL Allocation **			6,622,129.00-						
15	350006	COACHES FUNDRAISING - ALL SPORTS									
			15	035000	60,000.00-	15	350006	15	351000-10000	Y	
		** Decrease in SL Allocation **			60,000.00-						
15	350011	ATHLETIC DIRECTOR FUNDRAISING									
			15	035000	46,000.00-	15	350011	15	351000-10000	Y	
		** Decrease in SL Allocation **			46,000.00-						
15	350070	TARPON FOUNDATION GOLF TOURNAMEN									
			15	035000	44,000.00-	15	350070	15	351000-10000	Y	
		** Decrease in SL Allocation **			44,000.00-						
15	350071	IAF CASINO NIGHT									
			15	035000	34,000.00-	15	350071	15	351000-10000	Y	
		** Decrease in SL Allocation **			34,000.00-						
15	350200-00000	ATHLETIC-POST SEASON PLAY									
			15	035000	160,000.00	15	351000-10000	15	350200-00000	Y	
		** Increase in SL Allocation **			160,000.00						
15	350252-70000	DANCE TEAM									
			15	035000	45,000.00	15	351000-10000	15	350252-70000	Y	
		** Increase in SL Allocation **			45,000.00						
15	350720-40011	SOUTHLAND TOURNAMENT - SOCCER									
			15	035072	7,500.00	15	351000-10000	15	350720-40011	Y	
		** Increase in SL Allocation **			7,500.00						
15	350780-40008	SOUTHLAND TOURNEY - VOLLEYBALL									
			15	035078	7,500.00	15	351000-10000	15	350780-40008	Y	
		** Increase in SL Allocation **			7,500.00						

Printed on a Xerox 9700 Laser Printing System at the Computing Services Center / Texas A&M University

Form: URGB01 (02/05/85)

CC	Account	Transaction Description	Offset CC	Offset Account	Amount	Actual Entry From CC	Actual Entry From Account	Actual Entry To CC	Actual Entry To Account	Feed	Mand
15	351000-10000	ATHLETIC DIRECTOR									
			15	035000	7,500.00-	15	351000-10000	15	350780-40008	Y	
			15	035000	45,000.00-	15	351000-10000	15	350252-70000	Y	
			15	035000	160,000.00-	15	351000-10000	15	350200-00000	Y	
		Debt Service allocation to GL	15	035000	667,814.00-	15	351000-10000	15	035000	Y	
			15	035000	34,000.00	15	350071	15	351000-10000	Y	
			15	035000	7,200.00-	15	351000-10000	15	351000-10001	Y	
			15	035000	44,000.00	15	350070	15	351000-10000	Y	
			15	035000	25,000.00-	15	351000-10000	15	351000-10002	Y	
			15	035000	46,000.00	15	350011	15	351000-10000	Y	
			15	035000	368,021.00-	15	351000-10000	15	351000-20001	Y	
			15	035000	7,500.00-	15	351000-10000	15	350720-40011	Y	
			15	035000	342,000.00	15	350004-40004	15	351000-10000	Y	
			15	035000	5,000.00-	15	351000-10000	15	351400-40012	Y	
			15	035000	5,000.00-	15	351000-10000	15	351400-70000	Y	
			15	035000	10,000.00-	15	351000-10000	15	351400-40011	Y	
			15	035000	20,000.00-	15	351000-10000	15	351400-40010	Y	
			15	035000	125,860.00-	15	351000-10000	15	352025	Y	
			15	035000	6,622,129.00	15	350005	15	351000-10000	Y	
			15	035000	29,000.00-	15	351000-10000	15	351400-40004	Y	
			15	035000	20,000.00-	15	351000-10000	15	351400-40009	Y	
			15	035000	10,000.00-	15	351000-10000	15	351400-40008	Y	
			15	035000	5,000.00-	15	351000-10000	15	351400-40003	Y	
			15	035000	29,000.00-	15	351000-10000	15	351400-40005	Y	
			15	035000	62,738.00-	15	351000-10000	15	351300-40011	Y	
			15	035000	12,000.00-	15	351000-10000	15	351400-40001	Y	
			15	035000	15,000.00-	15	351000-10000	15	351400-40007	Y	
			15	035000	12,000.00-	15	351000-10000	15	351400-40002	Y	
			15	035000	30,000.00-	15	351000-10000	15	351400-40006	Y	
			15	035000	40,000.00	15	350004-40006	15	351000-10000	Y	
			15	035000	32,200.00-	15	351000-10000	15	351300-40007	Y	
			15	035000	66,159.00-	15	351000-10000	15	351300-40006	Y	
			15	035000	15,700.00-	15	351000-10000	15	351300-40008	Y	
			15	035000	60,250.00-	15	351000-10000	15	351300-40005	Y	
			15	035000	41,270.00-	15	351000-10000	15	351300-40009	Y	
			15	035000	85,000.00-	15	351000-10000	15	351300-40004	Y	
			15	035000	41,270.00-	15	351000-10000	15	351300-40010	Y	
			15	035000	15,000.00	15	350004-40009	15	351000-10000	Y	
			15	035000	213,000.00-	15	351000-10000	15	351100-40008	Y	
			15	035000	16,000.00-	15	351000-10000	15	351100-70000	Y	
			15	035000	240,000.00-	15	351000-10000	15	351100-40009	Y	
			15	035000	52,000.00-	15	351000-10000	15	351100-60000	Y	
			15	035000	170,000.00-	15	351000-10000	15	351100-40007	Y	
			15	035000	50,000.00-	15	351000-10000	15	351100-80001	Y	
			15	035000	205,000.00-	15	351000-10000	15	351100-40010	Y	
			15	035000	40,000.00-	15	351000-10000	15	351100-40012	Y	
			15	035000	220,000.00-	15	351000-10000	15	351100-40006	Y	

Printed on a Xerox 9700 Laser Printing System at the Computing Services Center / Texas A&M University

Form: URGB01 (02/05/85)

CC	Account	Transaction Description	--- Offset --- CC	Account	Amount	-------- Actual Entry --------- ---- From ----- CC	Account	----- To ------ CC	Account	Feed	Mand
15	351000-10000	ATHLETIC DIRECTOR									
			15	035000	25,000.00-	15	351000-10000	15	351100-80003	Y	
			15	035000	220,000.00-	15	351000-10000	15	351100-40011	Y	
			15	035000	380,000.00	15	350003	15	351000-10000	Y	
			15	035000	95,000.00-	15	351000-10000	15	351000-50099	Y	
			15	035000	275,000.00-	15	351000-10000	15	351100-40004	Y	
			15	035000	311,802.00-	15	351000-10000	15	351000-70000	Y	
			15	035000	155,000.00-	15	351000-10000	15	351100-40002	Y	
			15	035000	1,600.00-	15	351000-10000	15	351000-60001	Y	
			15	035000	95,000.00-	15	351000-10000	15	351100-40003	Y	
			15	035000	98,000.00-	15	351000-10000	15	351000-40012	Y	
			15	035000	315,000.00-	15	351000-10000	15	351100-40005	Y	
			15	035000	110,000.00-	15	351000-10000	15	351020-00000	Y	
			15	035000	70,000.00-	15	351000-10000	15	351100-40001	Y	
			15	035000	60,000.00	15	350006	15	351000-10000	Y	
			15	035000	107,971.00-	15	351000-10000	15	351000-40003	Y	
			15	035000	113,709.00-	15	351000-10000	15	351000-40009	Y	
			15	035000	833,173.00-	15	351000-10000	15	351000-40004	Y	
			15	035000	284,390.00-	15	351000-10000	15	351000-40008	Y	
			15	035000	153,900.00-	15	351000-10000	15	351000-40002	Y	
			15	035000	112,709.00-	15	351000-10000	15	351000-40010	Y	
			15	035000	558,405.00-	15	351000-10000	15	351000-40005	Y	
			15	035000	254,280.00-	15	351000-10000	15	351000-40007	Y	
			15	035000	168,280.00-	15	351000-10000	15	351000-40001	Y	
			15	035000	222,415.00-	15	351000-10000	15	351000-40011	Y	
			15	035000	339,697.00-	15	351000-10000	15	351000-40006	Y	
			15	035000	6,000.00	15	350004-40007	15	351000-10000	Y	
			15	035000	430,761.00-	15	351000-10000	15	351000-20002	Y	
			15	035000	20,000.00-	15	351000-10000	15	351000-30004	Y	
			15	035000	52,000.00-	15	351000-10000	15	351000-20006	Y	
			15	035000	252,625.00-	15	351000-10000	15	351000-20009	Y	
			15	035000	165,150.00-	15	351000-10000	15	351000-20003	Y	
			15	035000	189,220.00-	15	351000-10000	15	351000-30002	Y	
			15	035000	130,740.00-	15	351000-10000	15	351000-20005	Y	
			15	035000	3,000.00-	15	351000-10000	15	351000-30000	Y	
			15	035000	89,178.00-	15	351000-10000	15	351000-20004	Y	
			15	035000	133,180.00-	15	351000-10000	15	351000-30001	Y	
			15	035000	8,500.00	15	350004-40008	15	351000-10000	Y	
			15	035000	143,800.00	15	350002	15	351000-10000	Y	
			15	035000	49,000.00	15	350004-40005	15	351000-10000	Y	
			15	035000	5,000.00	15	350004-40011	15	351000-10000	Y	
			15	035000	266,000.00	15	350001	15	351000-10000	Y	
			15	035000	12,000.00-	15	351000-10000	15	351200-40011	Y	
			15	035000	7,000.00-	15	351000-10000	15	351200-40010	Y	
			15	035000	4,000.00-	15	351000-10000	15	351200-40012	Y	
			15	035000	7,000.00-	15	351000-10000	15	351200-40009	Y	
			15	035000	12,000.00-	15	351000-10000	15	351300-40001	Y	

Printed on a Xerox 9700 Laser Printing System at the Computing Services Center / Texas A&M University

Form: URGB01 (02/05/85)

CC	Account	Transaction Description	--- Offset --- CC	Account	Amount	-------- Actual Entry --------- ---- From ----- CC	Account	----- To ------ CC	Account	Feed	Mand
15	351000-10000	ATHLETIC DIRECTOR									
			15	035000	12,000.00-	15	351000-10000	15	351200-40008	Y	
			15	035000	12,000.00-	15	351000-10000	15	351300-40002	Y	
			15	035000	5,000.00-	15	351000-10000	15	351200-40003	Y	
			15	035000	80,000.00-	15	351000-10000	15	351200-40005	Y	
			15	035000	90,000.00-	15	351000-10000	15	351200-40004	Y	
			15	035000	5,100.00-	15	351000-10000	15	351200-40002	Y	
			15	035000	12,000.00-	15	351000-10000	15	351200-40006	Y	
			15	035000	5,100.00-	15	351000-10000	15	351200-40001	Y	
			15	035000	12,000.00-	15	351000-10000	15	351200-40007	Y	
			15	035000	26,000.00	15	320021	15	351000-10000	Y	
			15	035000	20,000.00	15	320031	15	351000-10000	Y	
		TEMPORARY	15	035000	258,400.00	15	301490	15	351000-10000	Y	
			15	035000	1,542,838.00	15	207001	15	351000-10000	Y	
			15	035000	147,410.00	15	299999	15	351000-10000	Y	
			15	035000	155,000.00	15	207001	15	351000-10000	Y	
			15	035000	80,000.00	15	207001	15	351000-10000	Y	
		** Increase in SL Allocation **			403,210.00						
15	351000-10001	ATHLETIC DIRECTOR - DISCRETIONAR									
			15	035000	7,200.00	15	351000-10000	15	351000-10001	Y	
		** Increase in SL Allocation **			7,200.00						
15	351000-10002	ATHLETICS-DEBT SERVICE									
			15	035000	25,000.00	15	351000-10000	15	351000-10002	Y	
		** Increase in SL Allocation **			25,000.00						
15	351000-20000	COMPLIANCE COORDINATOR									
			15	035000	185,269.00	15	207001	15	351000-20000	Y	
		** Increase in SL Allocation **			185,269.00						
15	351000-20001	ATH. BUS. OFFICE									
			15	035000	368,021.00	15	351000-10000	15	351000-20001	Y	
		** Increase in SL Allocation **			368,021.00						
15	351000-20002	TRAINING ROOM									
			15	035000	430,761.00	15	351000-10000	15	351000-20002	Y	
		** Increase in SL Allocation **			430,761.00						
15	351000-20003	SPORTS INFORMATION									
			15	035000	165,150.00	15	351000-10000	15	351000-20003	Y	
		** Increase in SL Allocation **			165,150.00						
15	351000-20004	TICKET OFFICE									
			15	035000	89,178.00	15	351000-10000	15	351000-20004	Y	
		** Increase in SL Allocation **			89,178.00						

Printed on a Xerox 9700 Laser Printing System at the Computing Services Center / Texas A&M University

Form: URGB01 (02/05/85)

CC	Account	Transaction Description	--- Offset --- CC	Account	Amount	-------- Actual Entry --------- ---- From ----- CC	Account	----- To ------ CC	Account	Feed	Mand
15	351000-20005	FACILITIES									
			15	035000	130,740.00	15	351000-10000	15	351000-20005	Y	
		** Increase in SL Allocation **			130,740.00						
15	351000-20006	EVENT MANAGEMENT									
			15	035000	52,000.00	15	351000-10000	15	351000-20006	Y	
		** Increase in SL Allocation **			52,000.00						
15	351000-20009	ACADEMIC SUPPORT									
			15	035000	252,625.00	15	351000-10000	15	351000-20009	Y	
		** Increase in SL Allocation **			252,625.00						
15	351000-30000	ATHLETIC ADMINISTRATIVE EQUIPMEN									
			15	035000	3,000.00	15	351000-10000	15	351000-30000	Y	
		** Increase in SL Allocation **			3,000.00						
15	351000-30001	DEVELOPMENT									
			15	035000	133,180.00	15	351000-10000	15	351000-30001	Y	
		** Increase in SL Allocation **			133,180.00						
15	351000-30002	ATHLETIC MARKETING									
			15	035000	189,220.00	15	351000-10000	15	351000-30002	Y	
		** Increase in SL Allocation **			189,220.00						
15	351000-30004	ALL SPORTS BANQUET									
			15	035000	20,000.00	15	351000-10000	15	351000-30004	Y	
		** Increase in SL Allocation **			20,000.00						
15	351000-40001	OPERATING - MEN'S TENNIS									
			15	035000	168,280.00	15	351000-10000	15	351000-40001	Y	
		** Increase in SL Allocation **			168,280.00						
15	351000-40002	OPERATING - WOMEN'S TENNIS									
			15	035000	153,900.00	15	351000-10000	15	351000-40002	Y	
		** Increase in SL Allocation **			153,900.00						
15	351000-40003	OPERATING - WOMEN'S GOLF									
			15	035000	107,971.00	15	351000-10000	15	351000-40003	Y	
		** Increase in SL Allocation **			107,971.00						
15	351000-40004	OPERATING - MEN'S BASKETBALL									
			15	035000	833,173.00	15	351000-10000	15	351000-40004	Y	
		** Increase in SL Allocation **			833,173.00						
15	351000-40005	OPERATING - WOMEN'S BASKETBALL									
			15	035000	558,405.00	15	351000-10000	15	351000-40005	Y	
		** Increase in SL Allocation **			558,405.00						

Printed on a Xerox 9700 Laser Printing System at the Computing Services Center / Texas A&M University

Form: URGB01 (02/05/85)

CC	Account	Transaction Description	--- Offset --- CC	Account	Amount	-------- Actual Entry --------- ---- From ----- CC	Account	----- To ------ CC	Account	Feed	Mand
15	351000-40006	OPERATING - BASEBALL									
			15	035000	339,697.00	15	351000-10000	15	351000-40006	Y	
		** Increase in SL Allocation **			339,697.00						
15	351000-40007	OPERATING - SOFTBALL									
			15	035000	254,280.00	15	351000-10000	15	351000-40007	Y	
		** Increase in SL Allocation **			254,280.00						
15	351000-40008	OPERATING - WOMEN'S VOLLEYBALL									
			15	035000	284,390.00	15	351000-10000	15	351000-40008	Y	
		** Increase in SL Allocation **			284,390.00						
15	351000-40009	OPERATING - WOMEN'S TRACK									
			15	035000	113,709.00	15	351000-10000	15	351000-40009	Y	
		** Increase in SL Allocation **			113,709.00						
15	351000-40010	OPERATING - MEN'S TRACK									
			15	035000	112,709.00	15	351000-10000	15	351000-40010	Y	
		** Increase in SL Allocation **			112,709.00						
15	351000-40011	OPERATING - SOCCER									
			15	035000	222,415.00	15	351000-10000	15	351000-40011	Y	
		** Increase in SL Allocation **			222,415.00						
15	351000-40012	OPERATING - SAND VOLLEYBALL									
			15	035000	98,000.00	15	351000-10000	15	351000-40012	Y	
		** Increase in SL Allocation **			98,000.00						
15	351000-50099	BOOK SCHOLARSHIPS									
			15	035000	95,000.00	15	351000-10000	15	351000-50099	Y	
		** Increase in SL Allocation **			95,000.00						
15	351000-60001	SENIOR WOMENS ADMINISTRATOR									
			15	035000	1,600.00	15	351000-10000	15	351000-60001	Y	
		** Increase in SL Allocation **			1,600.00						
15	351000-70000	ATHLETICS FACILITIES - GENERAL									
			15	035000	311,802.00	15	351000-10000	15	351000-70000	Y	
		** Increase in SL Allocation **			311,802.00						
15	351020-00000	ATHLETIC INS CLAIMS									
			15	035000	110,000.00	15	351000-10000	15	351020-00000	Y	
		** Increase in SL Allocation **			110,000.00						
15	351100-40001	SCHOLARSHIPS - MEN'S TENNIS									
			15	035000	70,000.00	15	351000-10000	15	351100-40001	Y	
		** Increase in SL Allocation **			70,000.00						

Printed on a Xerox 9700 Laser Printing System at the Computing Services Center / Texas A&M University

Form: URGB01 (02/05/85)

CC	Account	Transaction Description	--- Offset --- CC	Account	Amount	-------- Actual Entry --------- From ----- CC	Account	To ------ CC	Account	Feed	Mand
15	351100-40002	SCHOLARSHIPS - WOMEN'S TENNIS									
			15	035000	155,000.00	15	351000-10000	15	351100-40002	Y	
		** Increase in SL Allocation **			155,000.00						
15	351100-40003	SCHOLARSHIPS - WOMEN'S GOLF									
			15	035000	95,000.00	15	351000-10000	15	351100-40003	Y	
		** Increase in SL Allocation **			95,000.00						
15	351100-40004	SCHOLARSHIPS - MEN'S BASKETBALL									
			15	035000	275,000.00	15	351000-10000	15	351100-40004	Y	
		** Increase in SL Allocation **			275,000.00						
15	351100-40005	SCHOLARSHIPS - WOMEN'S BASKETBAL									
			15	035000	315,000.00	15	351000-10000	15	351100-40005	Y	
		** Increase in SL Allocation **			315,000.00						
15	351100-40006	SCHOLARSHIPS - BASEBALL									
			15	035000	220,000.00	15	351000-10000	15	351100-40006	Y	
		** Increase in SL Allocation **			220,000.00						
15	351100-40007	SCHOLARSHIPS - SOFTBALL									
			15	035000	170,000.00	15	351000-10000	15	351100-40007	Y	
		** Increase in SL Allocation **			170,000.00						
15	351100-40008	SCHOLARSHIPS - WOMEN'S VOLLEYBAL									
			15	035000	213,000.00	15	351000-10000	15	351100-40008	Y	
		** Increase in SL Allocation **			213,000.00						
15	351100-40009	SCHOLARSHIPS - WOMEN'S TRACK									
			15	035000	240,000.00	15	351000-10000	15	351100-40009	Y	
		** Increase in SL Allocation **			240,000.00						
15	351100-40010	SCHOLARSHIPS - MEN'S TRACK									
			15	035000	205,000.00	15	351000-10000	15	351100-40010	Y	
		** Increase in SL Allocation **			205,000.00						
15	351100-40011	SCHOLARSHIPS - SOCCER									
			15	035000	220,000.00	15	351000-10000	15	351100-40011	Y	
		** Increase in SL Allocation **			220,000.00						
15	351100-40012	SCHOLARSHIPS - SAND VOLLEYBALL									
			15	035000	40,000.00	15	351000-10000	15	351100-40012	Y	
		** Increase in SL Allocation **			40,000.00						
15	351100-60000	SCHOLARSHIPS - SUMMER									
			15	035000	52,000.00	15	351000-10000	15	351100-60000	Y	
		** Increase in SL Allocation **			52,000.00						

Printed on a Xerox 9700 Laser Printing System at the Computing Services Center / Texas A&M University

Form: URGB01 (02/05/85)

CC	Account	Transaction Description	--- Offset --- CC	Account	Amount	-------- Actual Entry --------- ---- From ----- CC	Account	----- To ------ CC	Account	Feed	Mand
15	351100-70000	SCHOLARSHIPS - SPIRIT TEAMS									
			15	035000	16,000.00	15	351000-10000	15	351100-70000	Y	
		** Increase in SL Allocation **			16,000.00						
15	351100-80001	SCHOLARSHIPS - FIFTH YEAR									
			15	035000	50,000.00	15	351000-10000	15	351100-80001	Y	
		** Increase in SL Allocation **			50,000.00						
15	351100-80002	SCHOLARSHIPS - ATHLETIC TRAINERS									
			15	035000	16,000.00	15	653000	15	351100-80002	Y	
		** Increase in SL Allocation **			16,000.00						
15	351100-80003	SCHOLARSHIPS - GRADUATE ASSISTAN									
			15	035000	25,000.00	15	351000-10000	15	351100-80003	Y	
		** Increase in SL Allocation **			25,000.00						
15	351200-40001	RECRUITING-MENS TENNIS									
			15	035120	5,100.00	15	351000-10000	15	351200-40001	Y	
		** Increase in SL Allocation **			5,100.00						
15	351200-40002	RECRUITING-WOMENS TENNIS									
			15	035120	5,100.00	15	351000-10000	15	351200-40002	Y	
		** Increase in SL Allocation **			5,100.00						
15	351200-40003	RECRUITING-WOMENS GOLF									
			15	035120	5,000.00	15	351000-10000	15	351200-40003	Y	
		** Increase in SL Allocation **			5,000.00						
15	351200-40004	RECRUITING-MENS BASKETBALL									
			15	035120	90,000.00	15	351000-10000	15	351200-40004	Y	
		** Increase in SL Allocation **			90,000.00						
15	351200-40005	RECRUITING-WOMENS BASKETBALL									
			15	035120	80,000.00	15	351000-10000	15	351200-40005	Y	
		** Increase in SL Allocation **			80,000.00						
15	351200-40006	RECRUITING-BASEBALL									
			15	035120	12,000.00	15	351000-10000	15	351200-40006	Y	
		** Increase in SL Allocation **			12,000.00						
15	351200-40007	RECRUITING-SOFTBALL									
			15	035120	12,000.00	15	351000-10000	15	351200-40007	Y	
		** Increase in SL Allocation **			12,000.00						
15	351200-40008	RECRUITING-WOMENS VOLLEYBALL									
			15	035120	12,000.00	15	351000-10000	15	351200-40008	Y	
		** Increase in SL Allocation **			12,000.00						

Printed on a Xerox 9700 Laser Printing System at the Computing Services Center / Texas A&M University

Form: URGB01 (02/05/85)

CC	Account	Transaction Description	Offset CC	Offset Account	Amount	From CC	From Account	To CC	To Account	Feed	Mand
15	351200-40009	RECRUITING-WOMENS TRACK									
			15	035120	7,000.00	15	351000-10000	15	351200-40009	Y	
		** Increase in SL Allocation **			7,000.00						
15	351200-40010	RECRUITING-MENS TRACK									
			15	035120	7,000.00	15	351000-10000	15	351200-40010	Y	
		** Increase in SL Allocation **			7,000.00						
15	351200-40011	RECRUITING-WOMEN'S SOCCER									
			15	035120	12,000.00	15	351000-10000	15	351200-40011	Y	
		** Increase in SL Allocation **			12,000.00						
15	351200-40012	RECRUITING-SAND VOLLEYBALL									
			15	035120	4,000.00	15	351000-10000	15	351200-40012	Y	
		** Increase in SL Allocation **			4,000.00						
15	351300-40001	FACILITIES-MENS TENNIS									
			15	035130	12,000.00	15	351000-10000	15	351300-40001	Y	
		** Increase in SL Allocation **			12,000.00						
15	351300-40002	FACILITIES-WOMENS TENNIS									
			15	035130	12,000.00	15	351000-10000	15	351300-40002	Y	
		** Increase in SL Allocation **			12,000.00						
15	351300-40004	FACILITIES-MENS BASKETBALL									
			15	035130	85,000.00	15	351000-10000	15	351300-40004	Y	
		** Increase in SL Allocation **			85,000.00						
15	351300-40005	FACILITIES-WOMENS BASKETBALL									
			15	035130	60,250.00	15	351000-10000	15	351300-40005	Y	
		** Increase in SL Allocation **			60,250.00						
15	351300-40006	FACILITIES-CHAPMAN FIELD									
			15	035130	66,159.00	15	351000-10000	15	351300-40006	Y	
		** Increase in SL Allocation **			66,159.00						
15	351300-40007	FACILITIES-WOMENS SOFTBALL									
			15	035130	32,200.00	15	351000-10000	15	351300-40007	Y	
		** Increase in SL Allocation **			32,200.00						
15	351300-40008	FACILITIES-WOMENS VOLLEYBALL									
			15	035130	15,700.00	15	351000-10000	15	351300-40008	Y	
		** Increase in SL Allocation **			15,700.00						
15	351300-40009	FACILITIES-WOMENS TRACK									
			15	035130	41,270.00	15	351000-10000	15	351300-40009	Y	
		** Increase in SL Allocation **			41,270.00						

Printed on a Xerox 9700 Laser Printing System at the Computing Services Center / Texas A&M University

Form: URGB01 (02/05/85)

CC	Account	Transaction Description	Offset CC	Offset Account	Amount	From CC	From Account	To CC	To Account	Feed	Mand
						Actual Entry					
15	351300-40010	FACILITIES-MENS TRACK									
			15	035130	41,270.00	15	351000-10000	15	351300-40010	Y	
		** Increase in SL Allocation **			41,270.00						
15	351300-40011	FACILITIES-SOCCER									
			15	035130	62,738.00	15	351000-10000	15	351300-40011	Y	
		** Increase in SL Allocation **			62,738.00						
15	351400-40001	APPAREL/UNIFORMS - MENS TENNIS									
			15	035000	12,000.00	15	351000-10000	15	351400-40001	Y	
		** Increase in SL Allocation **			12,000.00						
15	351400-40002	APPAREL/UNIFORMS - WOMENS TENNIS									
			15	035000	12,000.00	15	351000-10000	15	351400-40002	Y	
		** Increase in SL Allocation **			12,000.00						
15	351400-40003	APPAREL/UNIFORMS - WOMENS GOLF									
			15	035000	5,000.00	15	351000-10000	15	351400-40003	Y	
		** Increase in SL Allocation **			5,000.00						
15	351400-40004	APPAREL/UNIFORMS - MENS BASKETBA									
			15	035000	29,000.00	15	351000-10000	15	351400-40004	Y	
		** Increase in SL Allocation **			29,000.00						
15	351400-40005	APPAREL/UNIFORMS - WOMENS BASKET									
			15	035000	29,000.00	15	351000-10000	15	351400-40005	Y	
		** Increase in SL Allocation **			29,000.00						
15	351400-40006	APPAREL/UNIFORMS - BASEBALL									
			15	035000	30,000.00	15	351000-10000	15	351400-40006	Y	
		** Increase in SL Allocation **			30,000.00						
15	351400-40007	APPAREL/UNIFORMS - SOFTBALL									
			15	035000	15,000.00	15	351000-10000	15	351400-40007	Y	
		** Increase in SL Allocation **			15,000.00						
15	351400-40008	APPAREL/UNIFORMS - WOMENS VOLLEY									
			15	035000	10,000.00	15	351000-10000	15	351400-40008	Y	
		** Increase in SL Allocation **			10,000.00						
15	351400-40009	APPAREL/UNIFORMS - WOMENS TRACK									
			15	035000	20,000.00	15	351000-10000	15	351400-40009	Y	
		** Increase in SL Allocation **			20,000.00						
15	351400-40010	APPAREL/UNIFORMS - MENS TRACK									
			15	035000	20,000.00	15	351000-10000	15	351400-40010	Y	
		** Increase in SL Allocation **			20,000.00						

Printed on a Xerox 9700 Laser Printing System at the Computing Services Center / Texas A&M University

Form: URGB01 (02/05/85)

CC	Account	Transaction Description	--- Offset --- CC	Account	Amount	-------- Actual Entry --------- ---- From ----- CC	Account	----- To ------ CC	Account	Feed	Mand
15	351400-40011	APPAREL/UNIFORMS - SOCCER									
			15	035000	10,000.00	15	351000-10000	15	351400-40011	Y	
		** Increase in SL Allocation **			10,000.00						
15	351400-40012	APPAREL/UNIFORMS - SAND VOLLEYBA									
			15	035000	5,000.00	15	351000-10000	15	351400-40012	Y	
		** Increase in SL Allocation **			5,000.00						
15	351400-70000	UNIFORMS/APPAREL - SPIRIT									
			15	035000	5,000.00	15	351000-10000	15	351400-70000	Y	
		** Increase in SL Allocation **			5,000.00						
15	352025	STRENGTH & CONDITIONING									
			15	035000	125,860.00	15	351000-10000	15	352025	Y	
		** Increase in SL Allocation **			125,860.00						
15	409099	TUITION DISCOUNTING DUMMY CONTRA									
			15	040909	4,062,783.00-	15	409099	15	309099	Y	
			15	040909	15,248,966.00-	15	409099	15	209099	Y	
			15	040909	4,119,337.00-	15	409099	15	101499	Y	
			15	040909	1,560,017.00-	15	409099	15	111499	Y	
		** Decrease in SL Allocation **			24,991,103.00-						
15	420150	FINE ARTS-MUSIC SCHOLARSHIP									
			15	042015	89,250.00	15	207001	15	420150	Y	
		** Increase in SL Allocation **			89,250.00						
15	420151	FINE ARTS-THEATRE SCHOLARSHIP									
			15	042015	68,000.00	15	207001	15	420151	Y	
		** Increase in SL Allocation **			68,000.00						
15	420152	FINE ARTS-ART SCHOLARSHIPS									
			15	042015	25,200.00	15	207001	15	420152	Y	
		** Increase in SL Allocation **			25,200.00						
15	420170-00000	PRESIDENTIAL SCHOLARS SCHOLARSHI									
			15	042017	109,050.00	15	207001	15	420170-00000	Y	
		** Increase in SL Allocation **			109,050.00						
15	420180	ROTC SCHOLARSHIP									
			15	042018	30,000.00	15	207001	15	420180	Y	
		** Increase in SL Allocation **			30,000.00						
15	420300	INTERNATIONAL PROGRAMS SCHOLARSH									
			15	042030	171,825.00	15	207001	15	420300	Y	
		** Increase in SL Allocation **			171,825.00						

Printed on a Xerox 9700 Laser Printing System at the Computing Services Center / Texas A&M University

Form: URGB01 (02/05/85)

CC	Account	Transaction Description	Offset CC	Offset Account	Amount	Actual Entry From CC	Actual Entry From Account	Actual Entry To CC	Actual Entry To Account	Feed	Mand
15	420500	GRADUATE STUDENT SCHOLARSHIPS									
			15	042050	185,570.00	15	207001	15	420500	Y	
		** Increase in SL Allocation **			185,570.00						
15	420570	HONORS SCHOLARSHIPS UNIV FUNDED									
			15	042057	539,650.00	15	207001	15	420570	Y	
		** Increase in SL Allocation **			539,650.00						
15	420890	UNIVERSITY SERVICES SCHOLARSHIPS									
			15	042089	10,000.00	15	320091	15	420890	Y	
			15	042089	41,340.00	15	320121	15	420890	Y	
			15	042089	116,660.00	15	320220	15	420890	Y	
			15	042089	20,000.00	15	320170	15	420890	Y	
			15	042089	5,000.00	15	320160	15	420890	Y	
			15	042089	47,000.00	15	320021	15	420890	Y	
			15	042089	5,000.00	15	320070	15	420890	Y	
			15	042089	5,000.00	15	320041	15	420890	Y	
		** Increase in SL Allocation **			250,000.00						
15	421170	TRANSFER STUDENTS SCHOLARSHIP									
			15	042117	50,000.00	15	207001	15	421170	Y	
		** Increase in SL Allocation **			50,000.00						
15	421220	STARS SCHOLARSHIP									
			15	042122	65,500.00	15	207001	15	421220	Y	
		** Increase in SL Allocation **			65,500.00						
15	421430	GRADUATE SUMMER SCHOLARSHIPS									
			15	042143	50,000.00	15	207001	15	421430	Y	
		** Increase in SL Allocation **			50,000.00						
15	421680	STUDENT SCHOLARSHIP QUASI-ENDOWM									
			15	042168	49,400.00-	15	421680	15	423070	Y	
			15	042168	32,000.00-	15	421680	15	423320	Y	
			15	042168	50,000.00-	15	421680	15	423080	Y	
			15	042168	25,000.00-	15	421680	15	423060	Y	
		** Decrease in SL Allocation **			156,400.00-						
15	421710	GEOSPATIAL ENGINEERING SCHOLARSH									
			15	042171	10,000.00	15	207001	15	421710	Y	
		** Increase in SL Allocation **			10,000.00						
15	423060	STUDENT ENDOWMENT LEADERSHIP SCH									
			15	042306	25,000.00	15	421680	15	423060	Y	
		** Increase in SL Allocation **			25,000.00						
15	423070	RA MEAL PLAN SCHOLARSHIP									
			15	042307	49,400.00	15	421680	15	423070	Y	
		** Increase in SL Allocation **			49,400.00						

Printed on a Xerox 9700 Laser Printing System at the Computing Services Center / Texas A&M University

Form: URGB01 (02/05/85)

CC	Account	Transaction Description	--- Offset --- CC	Account	Amount	-------- Actual Entry --------- ---- From ----- CC	Account	----- To ------ CC	Account	Feed	Mand
15	423080	INTERNSHIP SCHOLARSHIPS									
			15	042308	50,000.00	15	421680	15	423080	Y	
		** Increase in SL Allocation **			50,000.00						
15	423320	ACADEMIC/NEED BASED SCHOLARSHIP									
			15	042332	32,000.00	15	421680	15	423320	Y	
		** Increase in SL Allocation **			32,000.00						
15	630080-00000	BLUCHER ENDOWMENT									
			15	063008	135,834.00-	15	630080-00000	15	630080-20000	Y	
		** Decrease in SL Allocation **			135,834.00-						
15	630080-20000	CBI ENDOWED CHAIR SAVINGS/STARTU									
			15	063008	135,834.00	15	630080-00000	15	630080-20000	Y	
		** Increase in SL Allocation **			135,834.00						
15	650040	KMQ TRAVEL & REIMBURSEMENT ACCOU									
			15	065004	80,000.00	15	699500	15	650040	Y	
		** Increase in SL Allocation **			80,000.00						
15	650050-90001	HAAS PROFESSORSHIP-SALARIES									
			15	065005	7,500.00	15	207001	15	650050-90001	Y	
		** Increase in SL Allocation **			7,500.00						
15	650910-10000	CAMPBELL PROFESSORSHIP-DR. WETZ									
			15	065091	9,500.00	15	207001	15	650910-10000	Y	
		** Increase in SL Allocation **			9,500.00						
15	651070-00000	FRANTZ PROFESSORSHIP (TAMUCC FND									
			15	065107	3,000.00	15	207001	15	651070-00000	Y	
		** Increase in SL Allocation **			3,000.00						
15	653000	ROTC OPERATIONS									
			15	065300	16,000.00-	15	653000	15	351100-80002	Y	
		** Decrease in SL Allocation **			16,000.00-						
15	699500	UNALLOCATED BALANCE									
			15	069950	80,000.00-	15	699500	15	650040	Y	
		** Decrease in SL Allocation **			80,000.00-						

Printed on a Xerox 9700 Laser Printing System at the Computing Services Center / Texas A&M University

Form: URGB01 (02/05/85)

CC	Account	Transaction Description	--- Offset --- CC	Account	Amount	-------- Actual Entry --------- ---- From ----- CC	Account	----- To ------ CC	Account	Feed	Mand

****
* *
* BLANK PAGE *
* *
****

Printed on a Xerox 9700 Laser Printing System at the Computing Services Center / Texas A&M University

Form: URGB01 (02/05/85)

Account	Name	Section	Page
100010-	STATE APPN E & G STATE SUPPORT	2	1
100040-	STAFF BENEFITS PAID DIRECTLY BY STA	2	1
100050-	ART I GROUP INS PREM FROM ERS	2	1
100060-	HIGHER EDUCATION FUNDS REVENUE	2	1
100070-	OASI STATE REVENUE	2	1
100080-	ORP 6% BASE STATE FUNDED	2	1
100099-	COMPREHENSIVE RESEARCH FUND FY 2019	2	1
101100-	TUITION RESIDENT UNDERGRADUATE	2	1
101101-	TUITION NONRESIDENT UNDERGRADUATE	2	1
101102-	TUITION RESIDENT-GRADUATE	2	1
101103-	TUITION NONRESIDENT-GRADUATE	2	2
101499-	TUITION REMISSIONS AND EXEMPTIONS	2	2
101510-43001	LAB FEES NURSING	2	2
101600-	THREE-PEAT FEES	2	2
105500-	INTEREST ON FUND 230	2	2
111499-	TUITION AND FEE WAIVER DUMMY EXPENS	2	2
120001-	PRESIDENT'S OFFICE	2	2
120002-	PROVOST & ACAD VP	2	2
120003-	EXECUTIVE VP-F&A SALARIES	2	2
120004-	ACCOUNTING SERVICES	2	3
120005-	HUMAN RESOURCES	2	3
120006-	EMPLOYEE DEVELOP & COMPLIANCE SVCS	2	3
120007-	EXECUTIVE DIRECTOR ADMIN SVCS	2	3
120008-	ACCOUNTS PAYABLE	2	3
120009-	CONTRACT ADMIN AND PROPERTY	2	3
120010-	PURCHASING	2	3
120011-	PLAN & INST RESEARCH	2	3
120012-	BUDGET	2	3
120013-	PAYROLL	2	4
120014-	BURSAR	2	4
120015-	ASOVP SALARIES	2	4
120018-	UNIVERSITY POLICE	2	4
120020-	COMMUNITY OUTREACH	2	4
120021-	ADVANCEMENT SERVICES	2	4
120022-	DEVELOPMENT - STATE SALARY	2	4
120023-	VP FOR INST. ADV.	2	4
120024-	UNIVERSITY CENTER	2	4
120026-	MAIL SERVICES	2	5
120027-	MARCOM - OPERATIONS	2	5
120030-	SAFETY	2	5
120032-00000	GRADUATE STUDIES	2	5
120032-10001	GRADUATE STUDIES - ADMINISTRATION	2	5
120034-	UNIVERSITY POLICE - LIBRARY	2	5
120035-	COMPTROLLER	2	5
120036-	ACADEMIC POLICY & INSTITUTIONAL EFF	2	5
120040-	ART MUSEUM	2	5
120045-	TITLE V	2	6
120072-	ASSOC VP FOR ACADEMIC AFFAIRS	2	6
120075-	UNALLOCATED SALARY POOL	2	6
120098-	RESERVE	2	6
121010-	STAFF BEN PD BY APPN - INSTRUCTION	2	6

Printed on a Xerox 9700 Laser Printing System at the Computing Services Center / Texas A&M University

Form: URGB01 (02/05/85)

Account	Name	Section	Page
121011-	STAFF BEN PD BY APPN - RESEARCH	2	6
121012-	STAFF BEN PD BY APPN - PUBLIC SERVI	2	6
121014-	STAFF BEN PD BY APPN - ACADEMIC SUP	2	6
121015-	STAFF BEN PD BY APPN - STUDENT SERV	2	6
121016-	STAFF BEN PD BY APPN - INSTITUTIONA	2	7
121017-	STAFF BEN PD BY APPN - PLANT	2	7
121020-	BENEFIT DUMMY - INSTITUTIONAL EXPS	2	7
121040-	UNALLOCATED BENEFITS	2	7
121051-	STAFF GROUP INSURANCE PREMIUMS-0001	2	7
121052-	WCI ASSESSMENT - FUND 0001	2	7
121060-	HAZARD DUTY PAY - FUND 0001	2	7
121061-	LONGEVITY PAY FUND 0001	2	7
121064-	OASI - FUND 0001	2	7
121065-	TEACHER RETIRMENT SYSTEM - STATE	2	7
121067-	OPTIONAL RETIREMENT PROGRAM - STATE	2	8
121068-	UCI - STATE FUND 0001	2	8
121069-	STATE LUMP SUM RESERVE	2	8
121106-	STUDENT AFFAIRS	2	8
121107-	ADMISSIONS	2	8
121108-	FINANCIAL ASSISTANCE	2	8
121109-	RECORDS	2	8
121111-	ENROLLMENT MANAGEMENT SERVICES	2	8
121116-10000	ACADEMIC ADVISING- CLA	2	8
121116-20000	ACADEMIC ADVISING- CLSE	2	8
121116-30000	ACADEMIC ADVISING-EDUC	2	9
121116-40000	ACADEMIC ADVISING- NSNG	2	9
121116-50000	ACADEMIC ADVISING- CLBA	2	9
121116-70000	ACADEMIC ADVISING- ADMIN	2	9
121116-80000	ACADEMIC ADVISING- AATC	2	9
121117-	VETERAN'S AFFAIRS OFFICE	2	9
121118-	TESTING CENTER	2	9
130010-	CORE CURRICULUM	2	9
130012-00000	PERFORMING ART CENTER-SALARIES	2	9
130020-	CENTER FOR FACULTY EXCELLENCE	2	10
130040-00000	ASSISTANTSHIPS:GRADUATE STUDENTS	2	10
130040-10000	CGS ASSISTANTSHIPS	2	10
130040-20000	EDLD ASSISTANTSHIPS	2	10
130040-30000	ENG ASSISTANTSHIPS	2	10
130040-40000	KINE ASSISTANTSHIPS	2	10
130040-60000	PROVOST ASSISTANTSHIPS	2	10
131020-	DEPT OF COMM/MEDIA	2	10
131021-	DEPT OF ENGLISH	2	10
131022-	DEPT OF PSYCHOLOGY & SOCIOLOGY	2	11
131023-00000	CLA DEPT OF SOCIAL SCIENCES	2	11
131024-	DEPT OF ART	2	11
131025-	CLA DEPT OF MUSIC	2	11
131026-	CLA DEPT OF HUMANITIES	2	11
131030-90001	COLLEGE OF LIBERAL ARTS-SALARY	2	11
131079-	DEPT OF PSYCHOLOGY & SOCIOLOGY	2	11
131080-	DEPARTMENT OF THEATRE & DANCE	2	11
132020-	B/A-DS/ECO	2	11

Printed on a Xerox 9700 Laser Printing System at the Computing Services Center / Texas A&M University

Form: URGB01 (02/05/85)

Account	Name	Section	Page
132021-	B/A-ACCTG/BLAW/FIN	2	11
132022-	B/A-MANAGEMENT	2	12
132030-	COLLEGE OF BUSINESS	2	12
133020-	EDUC- ED ADMIN & RESEARCH	2	12
133022-	EDUC.-CURRIC. & INSTR.	2	12
133023-	EDUC-COUNSELING	2	12
133024-	EDUC-KINESIOLOGY	2	12
133025-	EDUC- TEACHER EDUCATION	2	12
133030-	COLLEGE OF EDUCATION M&O	2	12
133035-	EARLY CHILDHOOD DEV. CTR-SCHOOL	2	12
133036-	EDUC - GARCIA CENTER	2	13
134020-	S&E - COMPUTING SCIENCES COMPUTING	2	13
134021-00000	S&E-PHYSICAL & ENVIRONMENTAL SCI	2	13
134022-	S&E - MATH & STATISTICS	2	13
134025-00000	S&E - LIFE SCIENCES	2	13
134030-11001	COLLEGE OF SCI & ENG M&O DEANS OFF	2	13
134030-20000	S&E M&O - PHY & ENV SCIENCES	2	13
134030-30000	S&E M&O - MATH & STATISTICS	2	13
134030-40000	S&E M&O - LSCI	2	13
134032-20002	LAB FEES S&E CHEMISTRY	2	14
134032-40001	LAB FEES S&E BIOLOGY	2	14
134032-40005	LAB FEES S&E BIOMEDICAL SCIENCES	2	14
134034-10000	S&E ENCS RESEARCH STAFF	2	14
134034-11001	S&E DEAN RESEARCH STAFF	2	14
134034-40000	S&E LSCI RESEARCH STAFF	2	14
135022-	COLLEGE OF NURSING - FACULTY	2	14
135030-	COLLEGE OF NURSING	2	14
135032-	LAB FEES NURSING	2	14
135087-	FACULTY PROMOTIONS $ REGENTS PROF	2	15
135088-00000	FACULTY CONTINGENCY	2	15
137022-	CIO	2	15
137024-	TECHNOLOGY SUPPORT SERVICES	2	15
137026-	APLICATION DEVELOPMENT	2	15
137028-	SYSTEMS INFRASTRUCTURE	2	15
137030-	NETWORK SERVICES	2	15
137032-	APPLICATION SERVICES	2	15
137033-	RESEARCH ADMINISTRATION	2	15
137050-	IT SECURITY	2	16
137098-00000	SUMMER SCHOOL	2	16
137110-	HELP DESK	2	16
138110-	DEAN- CLA	2	16
138210-	DEAN- BA	2	16
138310-	DEAN- EDUCATION	2	16
138410-	DEAN- S & E	2	16
138510-	DEAN - NSNG	2	16
140291-	TCRF-DISCRETIONARY FY19	2	16
140293-	TCRF UNALLOCATED FY19	2	17
140294-	TCRF-S&E-MARB/CMSS FY19	2	17
140295-	TCRF-HARTE FY19	2	17
140296-	TCRF-OSRS/MAESTRO ASSESS FEES FY19	2	17
140297-	CRF-CENTER FOR COASTAL STUDIES FY19	2	17

Printed on a Xerox 9700 Laser Printing System at the Computing Services Center / Texas A&M University

Form: URGB01 (02/05/85)

Account	Name	Section	Page
140298-	CRF- S&E- FY19	2	17
140299-	CRF - GULF OF MEXICO ENV LAB FY19	2	17
147001-	HONORS PROGRAM	2	17
148130-	LIBRARY OPERATION	2	17
148131-	LIBRARY OPERATION-EXPANDED	2	18
150008-	GARCIA CENTER - PHPL	2	18
152015-	WELLNESS CENTER INSTITUTIONAL SUPPT	2	18
152502-	PURCHASED UTILITIES	2	18
160060-	WATER RESOURCE CENTER	2	18
160100-	GULF OF MEXICO ENVIRONMENTAL LAB	2	18
160101-	GMERL-PHD	2	18
160110-00000	COASTAL STUDIES-ENVIRONMENT	2	18
160140-	CENTER FOR COASTAL STUDIES	2	18
160150-00000	ART MUSEUM OF SOUTH TEXAS	2	19
160170-	ECDC - NURSING	2	19
160171-	ECDC - ADMINISTRATION	2	19
160180-	MECHANICAL ENGINEERING	2	19
160181-	ME-LIBRARY SUPPORT	2	19
160183-	MECHANICAL ENGINEERING SUPPLEMENTAL	2	19
160190-00000	BUSINESS INCUBATOR	2	19
160240-	PEACE OFFICER LINE OF DUTY	2	20
160295-	TEXAS COLLEGE WORKSTUDY	2	20
160330-00000	UNMANNED AIRCRAFT SYSTEMS	2	20
160330-00001	UAS-CBBIC FACILITIES	2	20
160330-00002	UAS-MOBILE COMMAND CENTER	2	20
160330-00003	UAS-RADAR	2	20
160330-00004	UAS-TEST TOOLS	2	20
160330-00005	UAS-DRONES AND SENSORS	2	20
160330-00006	UAS-CREDENTIALING	2	20
160330-00007	UAS-MSRP	2	21
160901-	HEAF UNALLOCATED	2	21
160902-00000	BOOKS, BINDING & PERIODICALS	2	21
160907-	DEFERRED MAINTENANCE+PHY PLANT	2	21
160917-00000	HEF-NETWORK SYSTEM	2	21
160917-00001	HEF - STUDENT DATA WAREHOUSE	2	21
160917-00002	HEF - LEARNING MANANGEMENT SYSTEM	2	21
160917-00003	HEF - ISO	2	21
160917-00004	HEF - BUSINESS SERVICES	2	21
160917-00005	HEF - DIRECTOR - ATS	2	22
160917-00006	HEF - SYSTEMS INFRASTRUCTURE	2	22
160917-00007	HEF - APPLICATION SERVICES	2	22
160921-00000	HEF - PROVOST	2	22
160935-	HEF - STUDENT SERVICES	2	22
160936-	HEF - F & A - DIVISION ALLOCATION	2	22
160937-	HEF RESEARCH, COMMER. & OUTREACH	2	22
160938-	INSTITUTIONAL ADVANCEMENT	2	22
160945-00000	HEF-ACADEMIC STARTUP FUNDS	2	22
160970-00000	HEF - IT - ALLOCATIONS	2	23
160998-00000	HEF STARTUP FUNDING	2	23
170002-	CENTER FOR ACADEMIC STUDENT ACHIEVE	2	23
170006-	RESEARCH-RELEASE TIME	2	23

Printed on a Xerox 9700 Laser Printing System at the Computing Services Center / Texas A&M University

Form: URGB01 (02/05/85)

Account	Name	Section	Page
170030-	ACADEMIC ADVISING	2	23
170105-10000	CLA - DEPT OF MUSIC	2	23
170105-20000	CLA-DEPT OF PSYC & SOCI	2	23
170105-30000	CLA - DEPT OF ART	2	23
170105-40000	CLA - DEPT OF HUMANITIES	2	23
170105-50000	CLA - DEPT OF COMM/MEDIA	2	24
170105-60000	CLA - DEPT OF ENGLISH	2	24
170201-	BUSINESS ADMINISTRATION	2	24
170305-10000	EDUC - COUNSELING	2	24
170305-20000	EDUC - KINESIOLOGY	2	24
170305-30000	EDUC - CURRIC & INSTRUCTION	2	24
170305-40000	EDUC - TEACHER EDUCATION	2	24
170401-10000	SCHOOL OF ENGINEERING & COMPUTING S	2	24
170401-11001	SCIENCE & ENG - DEAN'S OFFICE	2	24
170401-20000	SCIENCE & ENG - PHYSICAL & ENV SCI	2	25
170401-30000	SCIENCE & ENG - MATH & STATISTICS	2	25
170401-40000	SCIENCE & ENG - LIFE SCIENCES	2	25
170480-00000	FISHERIES & MARICULTURE	2	25
170502-	COLLEGE OF NURSING - FACULTY	2	25
170508-	SYSTEM INITIATIVES	2	25
170540-	ATHLETICS ACADEMIC SUPPORT	2	25
170630-	ADMISSIONS & STUDENT RECRUITNG	2	25
170900-	SALARY CONTINGENCY - PRESIDENT	2	25
170901-	SALARY CONTINGENCY - PROVOST	2	26
170902-	SALARY CONTINGENCY - FINANCE	2	26
170904-	SALARY CONTINGENCY - DEVELOPMENT	2	26
170905-	SALARY CONTINGENCY - STUDENT AFFAIR	2	26
170912-	INTERNATIONAL EDUCATION	2	26
170913-	SALARY CONTINGENCY- RCO	2	26
170929-	LEARNING SPACES	2	26
180675-	STUDY GROUP-TUITION&FEE EXP ACCT	2	26
181010-	STAFF BENEFITS FUND 230 INSTRUCTION	2	26
181011-	STAFF BENEFITS FUND 230 RESEARCH	2	26
181012-	STAFF BENEFITS FUND 230 PUBLIC SVC	2	27
181014-	STAFF BENEFITS FUND 230 ACAD SUPPOR	2	27
181015-	STAFF BENEFITS FUND 230 STUDENT SVC	2	27
181016-	STAFF BENEFITS FUND 230 INST SUPPOR	2	27
181017-	STAFF BENEFITS FUND 230 PLANT	2	27
181018-	TRS - WORKING RETIREES FUND 230	2	27
181020-	BENEFIT DUMMY INSTL EXPS FUND 0230	2	27
181040-	TRS-NEW EMPLOYEES 90 DAYS	2	27
181050-	UNALLOCATED BENEFITS-FUND 230	2	27
181051-	GROUP INSURANCE PREMIUM - FUND 0230	2	27
181052-	WCI ASSESSMENT - FUND 0230	2	28
181054-	ORP DIFFERENTIAL - FUND 0230	2	28
181061-	LONGEVITY PAY FUND 0230	2	28
181064-	OASI FUND 0230	2	28
181065-	TRS FUND 0230 BASE	2	28
181067-	ORP FUND 0230 BASE	2	28
181068-	UCI FUND 0230	2	28
189990-00000	E&G - FOR BUDGETS	2	28

Printed on a Xerox 9700 Laser Printing System at the Computing Services Center / Texas A&M University

Form: URGB01 (02/05/85)

Account	Name	Section	Page
189990-00010	INSTRUCTION - FOR BUDGETS	2	28
189990-00015	RESEARCH - FOR BUDGETS	2	28
189990-00020	PUBLIC SERVICE - FOR BUDGETS	2	29
189990-00025	ACADEMIC SUPPORT - FOR BUDGETS	2	29
189990-00030	STUDENT SUPPORT - FOR BUDGETS	2	29
189990-00035	INSTITUTIONAL SUPPORT FOR BUDGETS	2	29
189990-00040	OPERATION & MAINT OF PLANT FOR BUDG	2	29
200010-	INTERNATIONAL PROCESSING FEE	3	1
200120-	CONVENIENCE FEES	3	1
200180-	GRADUATION FEES	3	1
202121-00000	BUSINESS INCUBATOR PROGRAM INCOME	3	1
204520-	COMMUNITY OUTREACH SCHOLARSHIP ACCT	3	1
204710-	E-LINE FEES	3	1
206310-00000	DISTANCE ED FEE - LIBERAL ARTS	3	2
206311-	DISTANCE ED REVENUE- LIBERAL ARTS	3	2
206320-	DISTANCE ED FEE - BUS. ADMIN.	3	2
206321-	DISTANCE ED REVENUE- BUSINESS ADMIN	3	2
206330-	DISTANCE ED FEE - EDUCATION	3	2
206331-	DISTANCE ED REVENUE- EDUCATION	3	2
206340-	DISTANCE ED FEE - SCIENCE/ENGINEER	3	2
206341-	DISTANCE ED REVENUE- SCIENCE/ENGINE	3	2
206350-	DISTANCE ED FEE - NURSING	3	3
206351-	DISTANCE ED REVENUE- NURSING	3	3
206360-	DISTANCE ED FEE - LMS	3	3
206361-	DE APPLICATION DEVELOPMENT	3	3
206370-	DISTANCE ED FEE - UCCP	3	3
206371-	DISTANCE ED REVENUE- UCCP	3	3
206400-	DISTANCE ED FEE - DIST ED OFFICE	3	3
206500-10000	DE GRADUATE STUDIES ADMIN	3	3
206600-	RECRUITMENT	3	4
207001-	USF REVENUE	3	4
207010-10000	USF OFFICE OF INTL EDUCATION	3	4
207010-20000	USF INTL ED FEE STUDY ABROAD PROGRA	3	4
207015-	USF ENERGY FEE	3	4
207020-	USF ENVIRONMENTAL SERVICE	3	4
207025-	USF RECORDS MAINT FEE RECORDS	3	4
207030-	USF RECORDS MAINT FEE BURSAR	3	5
207035-	USF STUDENT ENDOWMENT	3	5
207040-	USF-FINANCIAL AID VERIFICATION	3	5
207050-	USF LIBRARY FEE	3	5
207051-	USF LIBRARY CAPITAL PURCHASES	3	5
207060-	USF-LEARNING CENTER	3	5
207072-	USF RETENTION (AIM)	3	5
207110-	USF ACAD ADVISING - CLA	3	5
207120-	USF ACAD ADVISING - CLBA	3	6
207130-	USF ACAD ADVISING - EDUC	3	6
207140-	USF ACAD ADVISING - CLSE	3	6
207150-	USF ACAD ADVISING - NSNG	3	6
207170-	USF ACAD ADVISING - ADMIN	3	6
207180-	USF ACADEMIC ADVISING- ITC	3	6
207190-	USF ACADEMIC PARTNERSHIP	3	6

Printed on a Xerox 9700 Laser Printing System at the Computing Services Center / Texas A&M University

Form: URGB01 (02/05/85)

Account	Name	Section	Page
207205-	USF IE ADJUNCTS	3	7
207210-00000	USF IE CLA	3	7
207220-	USF IE CLBA	3	7
207221-	USF IE COB LIBRARY SUPPORT	3	7
207230-00000	USF IE EDUCATION	3	7
207240-11001	USF S&E - IE - OTHER	3	7
207240-20000	USF S&E - IE - PENS	3	7
207240-40000	USF S&E - IE - LSCI	3	8
207241-11001	USF S&E DEAN RESEARCH STAFF	3	8
207250-	USF IE NURSING	3	8
207260-00000	USF IE GRADUATE STUDIES	3	8
207260-10000	USF IE CGS ASSISTANTSHIPS	3	8
207260-20000	USF IE COUNSELING ASSISTANTSHIPS	3	8
207270-	USF IE CASA	3	8
207271-00000	USF IE HIPS	3	8
207272-	USF IE UCCP	3	9
207274-	USF CFE PROGRAMMING	3	9
207275-00000	USF NEW STUDENT SUPPORT	3	9
207276-	USF FIRST GENERATION PROGRAM	3	9
207277-	USF-SSC CUSTODIAL SERVICES	3	9
207278-	USF FACILITIES ASSESSMENT AND EVALU	3	9
207279-	FACILITY AND LANDSCAPE MAINTENANCE	3	9
207290-	USF-STUDENT DATA WAREHOUSE	3	9
207291-	USF- SANDDOLLAR (USS)	3	10
207292-	USF SANDDOLLAR (ATS)	3	10
207302-	USF CIO	3	10
207304-	USF ISO	3	10
207305-	USF BUSINESS SERVICES	3	10
207310-	USF DIRECTOR-ATS	3	10
207311-	USF SYSTEMS INFRASTRUCTURE	3	11
207312-	USF APPLICATION SERVICES	3	11
207313-	USF APPLICATION DEVELOPMENT	3	11
207314-	USF NETWORK SERVICES	3	11
207320-	USF DIRECTOR- CTS	3	11
207321-	USF TECHNOLOGY SUPPORT SERVICES	3	12
207323-	USF LEARNING SPACES	3	12
207324-	USF HELP DESK	3	12
207500-	USF BENEFITS	3	12
207501-	USF SALARY CONTINGENCY-FINANCE	3	12
207502-	USF SALARY CONTINGENCY-PROVOST	3	12
207512-	USF BENEFITS - INSTRUCTION	3	12
207513-	USF BENEFITS - RESEARCH	3	13
207514-	USF BENEFITS - PUBLIC SERVICE	3	13
207515-	USF BENEFITS - ACADEMIC SUPPORT	3	13
207516-	USF BENEFITS - STUDENT SERVICES	3	13
207517-	USF BENEFITS - INSTITUTIONAL SUPP	3	13
207518-	USF BENEFITS - O&M	3	13
207520-	USF BENEFITS - FUNCTION CLEARING	3	13
209099-	DESIGNATED FEE EXEMPTIONS	3	13
209920-	EST CAMPS & MISC- FOR BUDGETS	3	14
210001-	NATIONAL SPILL CONTROL SCHOOL	3	14

Printed on a Xerox 9700 Laser Printing System at the Computing Services Center / Texas A&M University

Form: URGB01 (02/05/85)

Account	Name	Section	Page
210300-	TEXAS CONNECTION	3	14
210302-	TEXAS CONNECTION__F&A	3	14
210325-	PAC RENTAL INCOME	3	14
210710-00000	PHYSICAL PLANT-ROOF LEASE & SUPPORT	3	15
210760-	COMMENCEMENT	3	15
211030-	EMPLOYEE DEVELOPMENT	3	15
211040-	PPC 2017	3	15
212020-	BUDGET REDUCTION - PAYROL SUPPLEMEN	3	15
220212-00000	ALUMNI SUPPORT	3	15
220650-	SOUTH TEXAS ECONOMIC DEVELOPMENT CE	3	16
225000-	INDIRECT COST REVENUE	3	16
225016-	SYSTEM ASSESSMENT	3	16
225051-	SPONSORED PROGRAM ADMINISTRATION	3	16
225052-	INDIRECT COST - SPONSORED PROGRAMS	3	16
225058-00000	IDC-RESEARCH ENHANCEMENT	3	17
225059-	IDC - COMPLIANCE	3	17
225071-	INDIRECT COST- IT SYSTEMS ADMIN	3	17
225472-	SAFETY	3	17
225473-	COMPTROLLER	3	17
225474-	HUMAN RESOURCES	3	17
225629-	IDC - RCO DSO	3	17
225662-	IDC - SPONSORED PROGRAMS - PRE AWAR	3	18
230001-	INTEREST INCOME FROM AGENCY	3	18
230021-	APPLICATION FEES	3	18
230022-	APPLICATION FEE-RECRUITING	3	18
230031-	REGISTRATION SPECIAL	3	18
230061-	GRADUATE APPLICATIONS	3	18
230062-	GRADUATE APPLICATIONS- GRAD & RECRU	3	19
230111-	NEED BASED SCHOLARSHIPS	3	19
230150-	FINANCIAL ASSISTANCE-ADM. ALLOWANCE	3	19
240001-13000	DESIGNATED TUITION - RES UNDERGRAD	3	19
240011-	DISCRETIONARY-V-P ACAD AFFS	3	19
240021-	DISCRETIONARY-V-P F & A	3	19
240051-	PRESIDENT INITIATIVE FUND	3	19
240061-	PRESIDENT'S COUNCIL	3	20
240071-	DISCR VP STUDENT AFFAIRS	3	20
240330-	DES DIFFERENTIAL TUITION COB	3	20
240331-	DIFFERENTIAL TUITION-BUSINESS ADMIN	3	20
240340-	DES DIFFERENTIAL TUITION NURSING	3	20
240341-	NURSING DIFFERENTIAL TUITION	3	20
245032-	SYSTEMS INFRASTRUCTURE	3	20
245061-	INSTALLMENT PAYMENT PROGRAM	3	21
245111-	FINES UPD	3	21
245120-	FINES LIBRARY	3	21
245130-	FINES & PENALTIES - BUSINESS	3	21
245191-	EMERGENCY LN PROC FEE	3	21
245201-	MIRAMAR UNIV APTS-OCCFEES	3	22
245320-	EXECUTIVE SUPPLEMENT (SAL)	3	22
270001-00000	TELECOMMUNICATIONS	4	1
270001-10000	TELECOMMUNICATIONS	4	1
270001-20000	TELECOMMUNICATIONS	4	1

Printed on a Xerox 9700 Laser Printing System at the Computing Services Center / Texas A&M University

Form: URGB01 (02/05/85)

Account	Name	Section	Page
270001-30000	TELECOMMUNICATION	4	1
270032-	ADMINISTRATIVE COPIERS	4	1
270051-	MAIL SERVICES-OPERATING	4	1
270091-	UPD SPECIAL EVENTS	4	2
270101-	UCI - INSTITUTIONAL RESERVE	4	2
270111-	LOCAL ACAP RESERVE SERVICE CENTER	4	2
270141-	CBI - TRANSPORTATION/MAINTENANCE	4	2
270190-	BOAT MAINTENANCE	4	2
270200-	TRUCK MAINTENANCE	4	2
270210-	GENOMICS CORE LAB	4	3
270220-00000	WETZ LAB - SAMPLE ANALYSIS FEES	4	3
270230-	LAGUNA MADRE FIELD STATION RENTAL	4	3
270240-	S&E - VEHICLE MAINTENANCE	4	3
270250-	S&E BOAT MAINTENANCE	4	3
270305-	TV PROGRAMMING SERVICES/CABLE TV	4	3
270310-	USER SUPPORT SERVICES CENTER	4	4
270320-	ISOTOPE CORE LABORATORY	4	4
270330-	PLOTTER MAINTENANCE	4	4
270340-	ICORE	4	4
270350-	JUNG - SAMPLE ANALYSIS	4	4
270360-	HU-SAMPLE ANALYSIS	4	4
270370-	PORTNOY-SAMPLE ANALYSIS	4	5
270380-	RADIO ANALYSIS LABORATORY FEES	4	5
270390-	ZHANG - SAMPLE ANALYSIS	4	5
270400-	3D PRINTING	4	5
280011-	CLASSROOM TELEPHONES	3	22
280101-00000	CLA	3	22
280102-	CLA- FACULTY	3	22
280110-00000	CLA - DEAN	3	22
280111-	GRADUATE ART LEASE - HAMLIN	3	22
280115-	DT BENEFITS/UNALL SALS & NEW POSITI	3	22
280116-	DT GIP-NEW EMPLOYEES 60-90 DAYS	3	22
280120-10000	PERFORMING ART CENTER - SALARIES	3	23
280120-20000	PERFORMING ART CENTER - M & O	3	23
280120-30000	PERFORMING ART CENTER-STUDENT WAGES	3	23
280201-	BUSINESS ADMIN.	3	23
280202-	B/A - FACULTY	3	23
280206-	B/A - STAFF	3	23
280210-	B/A - DEAN	3	23
280213-	B/A-D/S/ECO	3	23
280214-	B/A-ACCTG/BLAW/FIN	3	23
280301-	EDUCATION	3	24
280302-	EDUCATION - FACULTY	3	24
280307-10002	TEACHER EDUCATION	3	24
280307-10004	THE GARCIA CENTER	3	24
280307-10006	CURRICULUM & INSTRUCTION	3	24
280310-	EDUCATION - DEAN	3	24
280311-	EDUCATION-ECDC	3	24
280312-	EDUCATION - KINESIOLOGY	3	24
280401-00000	SCI & ENG	3	24
280401-10000	SCHOOL OF ENGINEERING AND COMP SCIE	3	25

Printed on a Xerox 9700 Laser Printing System at the Computing Services Center / Texas A&M University

Form: URGB01 (02/05/85)

Account	Name	Section	Page
280401-11001	S&E-DEAN'S OFFICE	3	25
280401-20000	S&E - PHYSICAL & ENV SCI	3	25
280401-40000	S&E - LIFE SCIENCE	3	25
280402-10000	SCHOOL OF ENGINEERING & COMPUTING	3	25
280402-20000	SCI & ENG - PHYSICAL & ENV SCIENCE	3	25
280402-30000	SCI & ENG - MATH & STATISTICS	3	25
280402-40000	SCI & ENG - LIFE SCIENCES	3	25
280402-50000	S&E CENTER FOR COASTAL STUDIES	3	25
280406-11001	S&E - DEANS OFFICE	3	26
280410-	SCI & ENG - DEAN	3	26
280412-	COMPUTER GRADUATE STUDENTS	3	26
280501-	COLLEGE OF NURSING	3	26
280502-	COLLEGE OF NURSING - FACULTY	3	26
280602-	LOCAL BENEFITS - INSTRUCTION	3	26
280603-	LOCAL BENEFITS - RESEARCH	3	26
280604-	LOCAL BENEFITS - PUBLIC SERVICE	3	26
280605-	LOCAL BENEFITS - ACADEMIC SUPPO	3	26
280606-	LOCAL BENEFITS - STUDENT SERVIC	3	27
280607-	LOCAL BENEFITS - INSTITUTIONAL	3	27
280608-	LOCAL BENEFITS - PLANT	3	27
280609-	LOCAL BENEFITS - SCHOLARSHIPS	3	27
280620-	LOCAL BENEFITS - CLEARING	3	27
280900-	HARTE INSTRUCTION	3	27
282608-	ACADEMIC TESTING CENTER - LOCAL	3	27
282609-10000	CORE-SALARIES	3	27
282609-20000	CORE M&O	3	28
282613-00000	PROVOST	3	28
282614-	FACULTY SENATE	3	28
282615-	RESEARCH - COMPLIANCE	3	28
282618-	UNALLOCATED ACADEMIC FUND	3	28
282619-	ASSOC VP FOR ACAD	3	28
282620-00000	CENTER FOR FACULTY EXCELLENCE	3	28
282622-	SUMMER SCHOOL	3	28
282624-00000	UNALLOCATED ADJUNCTS	3	29
282625-00000	RESEARCH ENHANCEMENT	3	29
282625-10000	RESEARCH ENHANCEMENT- RESIDUAL	3	29
282628-00000	FACULTY OPPORTUNITY FUNDS	3	29
282632-00000	HONORS PROGRAM	3	29
282633-10000	GRADUATE STUDIES_- ADMINISTRATION	3	29
282633-20000	GRADUATE STUDIES - GRADUATE RETENTI	3	29
282634-	FACULTY CONTINGENCY	3	29
282636-	RESEARCH OFFICE LOCAL FUNDS	3	29
282643-00000	ASSISTANTSHIPS: DOCTORAL & MASTERS	3	30
282643-10000	CINS ASSISTANTSHIP	3	30
282643-20000	CMSS ASSISTANTSHIPS	3	30
282643-30000	COMM ASSISTANTSHIPS	3	30
282643-40000	MFA ASSISTANTSHIPS	3	30
282643-50000	CGS ASSISTANTSHIP	3	30
282656-00000	STARTUP FUNDING	3	30
282657-	STUDY GROUP-TUITION&FEE EXP ACCT	3	30
282950-	DESIGNATED TUITION- RESERVE FOR GT	3	30

Printed on a Xerox 9700 Laser Printing System at the Computing Services Center / Texas A&M University

Form: URGB01 (02/05/85)

Account	Name	Section	Page
283601-	ADMISSIONS	3	31
283602-	ISLAND DAYS	3	31
283603-	FINANCIAL AID	3	31
283605-	DISABILITIES SERVICES	3	31
283609-	COMMENCEMENT	3	31
283610-	NEW STUDENT PROGRAMS	3	31
283615-	STUDENT AFFAIRS	3	31
283616-	VETERAN'S AFFAIRS OFC	3	32
283620-	UNIVERSITY CENTER	3	32
283621-	ASOVP EXPENSES	3	32
284500-	EXECUTIVE HOUSING	3	32
284501-	EXECUTIVE SUPPLEMENT	3	32
284503-	EXEC.VP-F&A OPERATING EXPENSES	3	32
284504-00000	PIR - PLANNING & INST RESEARCH	3	32
284505-	ADMINSTRATIVE SERVICES	3	33
284506-00000	SYSTEM ASSESMENT	3	33
284507-	BANK FEES	3	33
284508-	SACS ACCREDITATION	3	33
284509-	PROGRAM REVIEW GRADUATE	3	33
284510-	COMPTROLLER	3	33
284514-	FISCAL AFFAIRS+INSURANCE	3	33
284515-	EMPLOYEE DEVELOP & COMPLIANCE SVCS	3	33
284516-	PROGRAM REVIEW - UNDERGRADUATE	3	34
284517-	PAYROLL	3	34
284518-10000	DEPARTMENT EXPENSES	3	34
284518-20000	HR-PRINTING SERVICES	3	34
284518-60000	HR-WEB BASE I-9 CONTRACT FEES	3	34
284518-70000	HR- CRIMINAL BACKGROUND VENDOR	3	34
284520-	BUDGET	3	34
284521-	EMPLOYEE BETTERMENT	3	34
284523-	ROTC	3	34
284525-	INSTITUTIONAL MEMBERSHIPS	3	35
284527-	MARCOM - LOCAL	3	35
284528-	ADVANCEMENT SERVICES	3	35
284529-	SCHOLARSHIP SUPPORT	3	35
284530-	INSTITUTIONAL ADVANCEMENT PROJECTS	3	35
284531-	STAFF COUNCIL - CAMPUS EVENTS	3	35
284532-	OFFICE ACCOUNT- PRESIDENT	3	35
284537-	CONTINGENCY ACCOUNT	3	36
284539-	STAFF COUNCIL	3	36
284541-	SAFETY OFFICE	3	36
284542-	MAIL SERVICES	3	36
284543-	PRESS/BOOK PRINTING	3	36
284545-	ISLANDER LIGHTS	3	36
284554-	EXECUTIVE DIRECTOR OF DEVL	3	36
284555-00000	COLLEGE DEVELOPMENT	3	36
284564-	UNIVERSITY SERVICES	3	37
284566-	UNIVERSITY SERVICES - MARKETING	3	37
284568-	FAMIS ASSESSMENT	3	37
284573-	FURNITURE & STORAGE	3	37
284574-	MARKETPLACE	3	37

Printed on a Xerox 9700 Laser Printing System at the Computing Services Center / Texas A&M University

Form: URGB01 (02/05/85)

Account	Name	Section	Page
284581-	ACADEMIC POLICY & INSTITUTIONAL EFF	3	37
284583-	IT SYSTEM ASSESSMENT	3	37
284586-	STEWARDSHIP & DONOR RELATIONS	3	37
284590-	ACADEMIC PARTNERSHIP	3	37
284591-00000	COLLEGE DEVELOPMENT OFFICERS	3	38
284592-	ASSISTANT VP OF DEVELOPMENT	3	38
284593-	DOD 4	3	38
284595-	FCR	3	38
284596-	DOD 3 - JAMIE	3	38
284597-	SFA - MAINTENANCE AND OPERATIONS	3	38
284603-00000	ACADEMIC RECRUITING	3	38
284605-	EMPLOYEE DEVELOPMENT	3	38
284606-	MARKETING	3	39
284607-	ENROLLMENT MGMT M&O	3	39
284608-	ENROLLMENT MANAGEMENT PROGRAMS	3	39
284609-	MARCOM STUDENT WAGES	3	39
284610-	DIRECTOR OF ENGAGEMENT - OPERATING	3	39
284640-	SPONSORSHIPS	3	39
284720-	STUDENT RECRUITING - AGENT AGREEMEN	3	39
284740-	ORIENTATION LEADER PROGRAM	3	39
284810-	DOD 2 - BETHANY	3	40
284830-	DOD 1 - GILLIAN	3	40
284860-	GRADUATE ASSISTANT	3	40
285502-	HAZARDOUS WASTE DISPOSAL	3	40
285503-	STUDENT WORKERS - PP	3	40
285509-	UPD LOCAL M&O	3	40
285523-	PURCHASING	3	40
285524-	HUB PROGRAM	3	40
285525-	CENTRAL RECEIVING	3	41
285527-	CONTRACTS & PROPERTY	3	41
285528-	ASSOCIATE VP FOR ACADEMIC AFFAIRS	3	41
285530-	SALARY CONTINGENCY - PRES	3	41
285540-	SALARY CONTINGENCY - PROVOST	3	41
285545-	SALARY CONTINGENCY - FINANCE	3	41
285555-	SALARY CONTINGENCY - DEVELOPMENT	3	41
285565-	SALARY CONTINGENCY- RCO	3	41
286601-	TAMUCC GRANTS	3	41
289990-00000	DESIG. TUITION - FOR BUDGETS	3	42
289990-00010	INSTRUCTION - FOR BUDGETS	3	42
289990-00015	RESEARCH - FOR BUDGETS	3	42
289990-00020	PUBLIC SERVICE - FOR BUDGETS	3	42
289990-00025	ACADEMIC SUPPORT - FOR BUDGETS	3	42
289990-00030	STUDENT SUPPORT - FOR BUDGETS	3	42
289990-00035	INSTITUTIONAL SUPPORT FOR BUDGETS	3	42
290080-	TPEG-UNDERGRAD RESIDENT	3	42
290085-	TPEG-GRAD RESIDENT	3	43
290090-	TPEG-UNDERGRAD NON RESIDENT	3	43
290095-	TPEG-GRAD NON RESIDENT	3	43
290099-	TPEG - 10% SET ASIDE	3	43
290200-	DT SET ASIDE RES/U FALL/SPRING	3	43
290210-10000	FINANCIAL AID WORKSTUDY ADMINISTRAT	3	43

Printed on a Xerox 9700 Laser Printing System at the Computing Services Center / Texas A&M University

Form: URGB01 (02/05/85)

Account	Name	Section	Page
290210-60100	MARKETING WORKSTUDY PROGRAM	3	43
290211-	DT SET ASIDE-RES/U SUMMER SCHOOL	3	43
290213-	DT SET ASIDE RES HONOR	3	43
290300-	TUITION SET ASIDE (15%)-RES GRADUAT	3	43
290311-	DT SET ASIDE-RES/G SUMMER SCHOOL	3	44
290410-	PRESIDENTIAL SCHOLAR	3	44
290420-	ACHIEVER SCHOLAR	3	44
290430-	ISLANDER SCHOLAR	3	44
290440-	IMPACT SCHOLAR	3	44
290450-	TRANSFER SCHOLAR	3	44
299999-	INTEREST INCOME-DESIGNATED	3	44
300030-	REC SPTS RESERVE FOR DEFERRED MAINT	5	1
300041-	STUDENT ORIENTATION	5	1
300051-	UNIVERSITY HEALTH CENTER	5	1
300052-	UHC-DIAGNOSTIC & TREATMENT	5	1
300053-	UHC - UTILITIES	5	1
300061-	RECREATION SPORTS	5	1
300062-	REC SPORTS-FACILITIES & OPERATIONS	5	2
300063-10001	INTRAMURALS	5	2
300063-10002	FITNESS/WELLNESS	5	2
300063-10003	AQUATICS	5	2
300063-10004	SPORTS CLUB	5	2
300063-10005	OUTDOOR	5	2
300080-	ALOHA DAYS ACCOUNT	5	3
300100-	STUDENT SERVICE FEES	5	3
300110-	RESERVE-EQUIPMENT REPLACEMENT	5	3
300200-	STUDENT AFFAIRS	5	3
300300-	UNIVERSITY COUNSELING CTR	5	3
300310-	UCC UTILITIES	5	3
300400-	CAREER SERVICES	5	3
300500-	DISABLITIES SERVICES	5	4
300510-	INTERPRETER SERVICES	5	4
300600-	DEAN OF STUDENTS	5	4
300601-	DEAN OF STUDENTS-ADMIN	5	4
300650-	ASSOCIATE DEAN OF STUDENTS	5	4
300651-	ASSOCIATE DEAN OF STUDENTS-ADMIN	5	4
300700-	STUDENT ACTIVITIES	5	5
300900-	STUDENT GOVERNMENT	5	5
301000-	UCSO	5	5
301020-	UNIVERSITY GALLERIES	5	5
301030-	FINANCIAL ASSISTANCE	5	5
301040-	CHANCELLOR STUDENT ADVISORY BOARD	5	5
301050-	SS-DEFERRED MAINT./CAPITAL RESERVE	5	5
301060-	WARREN THEATRE	5	5
301080-	CAMPUS ACTIVITY BOARD	5	6
301100-	MULTICULTURAL PROGRAMMING	5	6
301110-	UNIVERSITY HOUSING	5	6
301120-	STUDENT SRVC UNALLOC RESERVE	5	6
301160-	CENTER FOR ACADEMIC STUDENT ACHIEVE	5	6
301170-	INTERNATIONAL STUDENT SERVICES	5	6
301220-	JUDICIAL AFFAIRS	5	7

Printed on a Xerox 9700 Laser Printing System at the Computing Services Center / Texas A&M University

Form: URGB01 (02/05/85)

Account	Name	Section	Page
301230-	W. O. W.	5	7
301250-	HOMECOMING-SSF	5	7
301270-	PREVENTION PROGRAMS	5	7
301290-	STUDENT VOLUNTEER CONNECTION	5	7
301310-	ALOHA DAYS	5	7
301320-	GREEK LIFE	5	7
301340-	UCSA LEADS	5	8
301460-	PRESIDENT'S AMBASSADORS	5	8
301490-	ACC-HOUSING SERVICES	5	8
301570-	STRATEGIC ENGAGEMENT	5	8
301580-	UCSA SPECIAL EVENTS	5	8
301590-	UCSA PUBLICITY	5	8
301600-	INCLUSION	5	8
301620-	ISLAND WAVES	5	9
301640-	FOUNDERS DAY/LECTURE SERIES	5	9
301650-	ITEAM	5	9
301660-	RESIDENT LIFE - CONTINGENCIES	5	9
307001-	USF - SANDDOLLARS	5	9
309099-	AUXILIARY FEE EXEMPTIONS	5	9
320021-	VENDING MACHINES	5	9
320031-	LICENSING	5	10
320041-	FOOD SERVICE COMMISSIONS	5	10
320043-	FD SERV-M&R	5	10
320070-	SANDDOLLARS	5	10
320081-	MIRAMAR APTS	5	10
320091-	BOOKSTORE CONTRACT COMMISSIONS	5	10
320103-00001	UNIV CTR-REV-FEE INCOME	5	11
320103-00002	UNIV CTR-BK INCOME	5	11
320103-00003	UNIV CTR-RM RENTAL	5	11
320103-00005	UNIV CTR ROOF RENTAL	5	11
320103-10001	UNIV CTR-ADMINISTRATION	5	11
320103-10002	UNIV CTR-OPERATIONS	5	11
320103-10005	U/C ROOF RENTAL ELECTRICITY	5	11
320121-	UNIVERSITY SERVICES	5	12
320150-10000	PRINT SHOP OUTSOURCED	5	12
320150-20000	PRINT SHOP ON CAMPUS	5	12
320160-	SANDPAPER(PRINTERS)	5	12
320170-	OFFICE SUPPLIES COMMISSION	5	12
320200-	BUDGET	5	12
320220-	BOOKS ON RESERVE	5	12
330020-	UTILITIES	5	13
330030-	SYSTEMS INFRASTRUCTURE	5	13
330090-	EMPLOYEE SERVICE AWARDS	5	13
330115-	AUX - RETIREE GIP	5	13
340001-	PARKING ADMINISTRATION	5	13
340011-	INTEREST INCOME AUX	5	13
350001-	ATHLETIC DEVELOPMENT REVENUE	5	13
350002-	CORPORATE SPONSORSHIPS	5	13
350003-	MISC ATHLETIC REVENUE	5	14
350004-40004	REVENUE-MEN'S BASKETBALL	5	14
350004-40005	REVENUE-WOMEN'S BASKETBALL	5	14

Printed on a Xerox 9700 Laser Printing System at the Computing Services Center / Texas A&M University

Form: URGB01 (02/05/85)

Account	Name	Section	Page
350004-40006	REVENUE-BASEBALL	5	14
350004-40007	REVENUE-SOFTBALL	5	14
350004-40008	REVENUE-WOMEN'S VOLLEYBALL	5	14
350004-40009	REVENUE-WOMEN'S TRACK	5	14
350004-40011	REVENUE-WOMEN'S SOCCER	5	14
350005-	ATHLETICS FEE	5	15
350006-	COACHES FUNDRAISING - ALL SPORTS	5	15
350011-	ATHLETIC DIRECTOR FUNDRAISING	5	15
350070-	TARPON FOUNDATION GOLF TOURNAMENT	5	15
350071-	IAF CASINO NIGHT	5	15
350200-00000	ATHLETIC-POST SEASON PLAY	5	15
350252-70000	DANCE TEAM	5	15
350720-40011	SOUTHLAND TOURNAMENT - SOCCER	5	15
350760-40006	BASEBALL COLLEGE CLASSIC	5	16
350780-40008	SOUTHLAND TOURNEY - VOLLEYBALL	5	16
351000-10000	ATHLETIC DIRECTOR	5	16
351000-10001	ATHLETIC DIRECTOR - DISCRETIONARY	5	16
351000-10002	ATHLETICS-DEBT SERVICE	5	16
351000-20000	COMPLIANCE COORDINATOR	5	16
351000-20001	ATH. BUS. OFFICE	5	16
351000-20002	TRAINING ROOM	5	17
351000-20003	SPORTS INFORMATION	5	17
351000-20004	TICKET OFFICE	5	17
351000-20005	FACILITIES	5	17
351000-20006	EVENT MANAGEMENT	5	17
351000-20009	ACADEMIC SUPPORT	5	17
351000-30000	ATHLETIC ADMINISTRATIVE EQUIPMENT	5	18
351000-30001	DEVELOPMENT	5	18
351000-30002	ATHLETIC MARKETING	5	18
351000-30004	ALL SPORTS BANQUET	5	18
351000-40001	OPERATING - MEN'S TENNIS	5	18
351000-40002	OPERATING - WOMEN'S TENNIS	5	18
351000-40003	OPERATING - WOMEN'S GOLF	5	19
351000-40004	OPERATING - MEN'S BASKETBALL	5	19
351000-40005	OPERATING - WOMEN'S BASKETBALL	5	19
351000-40006	OPERATING - BASEBALL	5	19
351000-40007	OPERATING - SOFTBALL	5	19
351000-40008	OPERATING - WOMEN'S VOLLEYBALL	5	19
351000-40009	OPERATING - WOMEN'S TRACK	5	20
351000-40010	OPERATING - MEN'S TRACK	5	20
351000-40011	OPERATING - SOCCER	5	20
351000-40012	OPERATING - SAND VOLLEYBALL	5	20
351000-50099	BOOK SCHOLARSHIPS	5	20
351000-60001	SENIOR WOMENS ADMINISTRATOR	5	20
351000-70000	ATHLETICS FACILITIES - GENERAL	5	21
351020-00000	ATHLETIC INS CLAIMS	5	21
351100-40001	SCHOLARSHIPS - MEN'S TENNIS	5	21
351100-40002	SCHOLARSHIPS - WOMEN'S TENNIS	5	21
351100-40003	SCHOLARSHIPS - WOMEN'S GOLF	5	21
351100-40004	SCHOLARSHIPS - MEN'S BASKETBALL	5	21
351100-40005	SCHOLARSHIPS - WOMEN'S BASKETBALL	5	21

Printed on a Xerox 9700 Laser Printing System at the Computing Services Center / Texas A&M University

Form: URGB01 (02/05/85)

Account	Name	Section	Page
351100-40006	SCHOLARSHIPS - BASEBALL	5	21
351100-40007	SCHOLARSHIPS - SOFTBALL	5	21
351100-40008	SCHOLARSHIPS - WOMEN'S VOLLEYBALL	5	22
351100-40009	SCHOLARSHIPS - WOMEN'S TRACK	5	22
351100-40010	SCHOLARSHIPS - MEN'S TRACK	5	22
351100-40011	SCHOLARSHIPS - SOCCER	5	22
351100-40012	SCHOLARSHIPS - SAND VOLLEYBALL	5	22
351100-60000	SCHOLARSHIPS - SUMMER	5	22
351100-70000	SCHOLARSHIPS - SPIRIT TEAMS	5	22
351100-80001	SCHOLARSHIPS - FIFTH YEAR	5	22
351100-80002	SCHOLARSHIPS - ATHLETIC TRAINERS	5	22
351100-80003	SCHOLARSHIPS - GRADUATE ASSISTANTS	5	22
351200-40001	RECRUITING-MENS TENNIS	5	23
351200-40002	RECRUITING-WOMENS TENNIS	5	23
351200-40003	RECRUITING-WOMENS GOLF	5	23
351200-40004	RECRUITING-MENS BASKETBALL	5	23
351200-40005	RECRUITING-WOMENS BASKETBALL	5	23
351200-40006	RECRUITING-BASEBALL	5	23
351200-40007	RECRUITING-SOFTBALL	5	23
351200-40008	RECRUITING-WOMENS VOLLEYBALL	5	23
351200-40009	RECRUITING-WOMENS TRACK	5	23
351200-40010	RECRUITING-MENS TRACK	5	23
351200-40011	RECRUITING-WOMEN'S SOCCER	5	24
351200-40012	RECRUITING-SAND VOLLEYBALL	5	24
351300-40001	FACILITIES-MENS TENNIS	5	24
351300-40002	FACILITIES-WOMENS TENNIS	5	24
351300-40004	FACILITIES-MENS BASKETBALL	5	24
351300-40005	FACILITIES-WOMENS BASKETBALL	5	24
351300-40006	FACILITIES-CHAPMAN FIELD	5	24
351300-40007	FACILITIES-WOMENS SOFTBALL	5	24
351300-40008	FACILITIES-WOMENS VOLLEYBALL	5	24
351300-40009	FACILITIES-WOMENS TRACK	5	25
351300-40010	FACILITIES-MENS TRACK	5	25
351300-40011	FACILITIES-SOCCER	5	25
351400-40001	APPAREL/UNIFORMS - MENS TENNIS	5	25
351400-40002	APPAREL/UNIFORMS - WOMENS TENNIS	5	25
351400-40003	APPAREL/UNIFORMS - WOMENS GOLF	5	25
351400-40004	APPAREL/UNIFORMS - MENS BASKETBALL	5	25
351400-40005	APPAREL/UNIFORMS - WOMENS BASKETBAL	5	25
351400-40006	APPAREL/UNIFORMS - BASEBALL	5	25
351400-40007	APPAREL/UNIFORMS - SOFTBALL	5	26
351400-40008	APPAREL/UNIFORMS - WOMENS VOLLEYBAL	5	26
351400-40009	APPAREL/UNIFORMS - WOMENS TRACK	5	26
351400-40010	APPAREL/UNIFORMS - MENS TRACK	5	26
351400-40011	APPAREL/UNIFORMS - SOCCER	5	26
351400-40012	APPAREL/UNIFORMS - SAND VOLLEYBALL	5	26
351400-70000	UNIFORMS/APPAREL - SPIRIT	5	26
352025-	STRENGTH & CONDITIONING	5	26
352200-	NCAA ONE TIME DISTRIBUTION	5	26
352230-	PEAK SPORT SPONSORSHIPS	5	27
369999-	AUXILIARY - FOR BUDGETS	5	27

Printed on a Xerox 9700 Laser Printing System at the Computing Services Center / Texas A&M University

Form: URGB01 (02/05/85)

Account	Name	Section	Page
409099-	TUITION DISCOUNTING DUMMY CONTRA EX	6	1
420150-	FINE ARTS-MUSIC SCHOLARSHIP	6	1
420151-	FINE ARTS-THEATRE SCHOLARSHIP	6	1
420152-	FINE ARTS-ART SCHOLARSHIPS	6	1
420170-00000	PRESIDENTIAL SCHOLARS SCHOLARSHIPS	6	1
420180-	ROTC SCHOLARSHIP	6	1
420300-	INTERNATIONAL PROGRAMS SCHOLARSHIPS	6	1
420500-	GRADUATE STUDENT SCHOLARSHIPS	6	1
420570-	HONORS SCHOLARSHIPS UNIV FUNDED	6	2
420890-	UNIVERSITY SERVICES SCHOLARSHIPS	6	2
421170-	TRANSFER STUDENTS SCHOLARSHIP	6	2
421220-	STARS SCHOLARSHIP	6	2
421430-	GRADUATE SUMMER SCHOLARSHIPS	6	2
421680-	STUDENT SCHOLARSHIP QUASI-ENDOWMENT	6	2
421710-	GEOSPATIAL ENGINEERING SCHOLARSHIP	6	2
423060-	STUDENT ENDOWMENT LEADERSHIP SCHOLA	6	2
423070-	RA MEAL PLAN SCHOLARSHIP	6	2
423080-	INTERNSHIP SCHOLARSHIPS	6	3
423320-	ACADEMIC/NEED BASED SCHOLARSHIP	6	3
489990-	SCHOLARSHIPS - FOR BUDGETS	6	3
600871-	FCWS - COMMUNITY SERVICE FY19	6	3
601041-	FCWS - AMERICA READS FY19	6	3
604150-	FCWS - JOB LOCATION & DEVELOP_FY19	6	3
604290-	PELL GRANT FY19	6	3
604791-	FEDERAL SEOG FY19	6	4
607560-	FEDERAL WORKSTUDY FY19	6	4
619010-	TEXAS GRANTS	6	4
620080-	SOUTH TX INSTITUTE FOR THE ARTS	6	4
630080-00000	BLUCHER ENDOWMENT	6	4
630080-20000	CBI ENDOWED CHAIR SAVINGS/STARTUP	6	4
650040-	KMQ TRAVEL & REIMBURSEMENT ACCOUNT	6	5
650050-90001	HAAS PROFESSORSHIP-SALARIES	6	5
650910-10000	CAMPBELL PROFESSORSHIP-DR. WETZ	6	5
651070-00000	FRANTZ PROFESSORSHIP (TAMUCC FND)	6	5
655000-	SOUTH TX INSTITUTE FOR THE ARTS	6	5
659100-00000	HARTE RESEARCH ADMIN	6	5
659102-	HARTE RESEARCH -ADVISORY	6	6
659104-10000	MARINE POLICY AND LAW	6	6
659104-30000	ECOSYSTEMS MODELING	6	6
659104-40000	GEOSPATIAL SCIENCES	6	6
659104-50000	HARTE RESEARCH - GRAD ASSISTANTS	6	6
659104-60000	FISHERIES AND HUMAN HEALTH	6	7
659104-70000	SOCIO - ECONOMICS	6	7
659104-80000	RESEARCH STAFF	6	7
659105-10000	HARTE OPERATING - ADMIN	6	7
659105-20000	HARTE OPERATING - RESEARCH	6	7
659105-30000	HARTE OPERATING - EDUCATION	6	8
659105-40000	HARTE OPERATING - COMM/OUTREACH	6	8
659140-16002	RES. ASSOC. FOR SPECIAL PROJECTS	6	8
659170-	HARTE RESEARCH - DIRECTOR	6	8
659320-	RACHAL- HRI DIRECTOR FUND	6	8

Printed on a Xerox 9700 Laser Printing System at the Computing Services Center / Texas A&M University

Form: URGB01 (02/05/85)

Account	Name	Section	Page
665010-	ECDC / CCISD	6	8
665100-	ESTIMATED GRANTS BUDGET PURP ONLY	6	8
689990-00100	LIBERAL ARTS - FOR BUDGETS	6	9
689990-00200	BUSINESS - FOR BUDGETS	6	9
689990-00300	EDUCATION - FOR BUDGETS	6	9
689990-00400	SCI & ENG - FOR BUDGETS	6	9
689990-00500	NURSING - FOR BUDGETS	6	10
689990-00600	OTHER RESEARCH- FOR BUDGETS	6	10
689990-00610	INSTRUCTION- FOR BUDGETS	6	10
689990-00620	PUBLIC SERVICE- FOR BUDGETS	6	11
689990-00625	ACADEMIC SUPPORT- FOR BUDGETS	6	11
689990-00630	STUDENT SERVICE- FOR BUDGETS	6	11
689990-00635	INSTITUTIONAL SUPPORT- FOR BUDGETS	6	11
689990-00660	SCHOLARSHIPS- FOR BUDGETS	6	12
689990-00700	HARTE- FOR BUDGETS	6	12
689990-00720	HARTE-PUBLIC SERVICE-FOR BUDGETS	6	12
689990-00800	BLUCHER- FOR BUDGETS	6	12
689990-00820	BLUC-PUBLIC SERVICE-FOR BUDGETS	6	13
689990-00825	BLUC-ACADEMIC SUPPORT-FOR BUDGETS	6	13
699500-	UNALLOCATED BALANCE	6	13

Printed on a Xerox 9700 Laser Printing System at the Computing Services Center / Texas A&M University

Form: URGB01 (02/05/85)

Name	Account	Section	Page
UCI - STATE FUND 0001	121068-	2	8
ACADEMIC ADVISING	170030-	2	23
ACADEMIC ADVISING- AATC	121116-80000	2	9
ACADEMIC ADVISING- ADMIN	121116-70000	2	9
ACADEMIC ADVISING- CLA	121116-10000	2	8
ACADEMIC ADVISING- CLBA	121116-50000	2	9
ACADEMIC ADVISING- CLSE	121116-20000	2	8
ACADEMIC ADVISING- NSNG	121116-40000	2	9
ACADEMIC ADVISING-EDUC	121116-30000	2	9
ACADEMIC PARTNERSHIP	284590-	3	37
ACADEMIC POLICY & INSTITUTIONAL EFF	284581-	3	37
ACADEMIC POLICY & INSTITUTIONAL EFF	120036-	2	5
ACADEMIC RECRUITING	284603-00000	3	38
ACADEMIC SUPPORT	351000-20009	5	17
ACADEMIC SUPPORT - FOR BUDGETS	289990-00025	3	42
ACADEMIC SUPPORT - FOR BUDGETS	189990-00025	2	29
ACADEMIC SUPPORT- FOR BUDGETS	689990-00625	6	11
ACADEMIC TESTING CENTER - LOCAL	282608-	3	27
ACADEMIC/NEED BASED SCHOLARSHIP	423320-	6	3
ACC-HOUSING SERVICES	301490-	5	8
ACCOUNTING SERVICES	120004-	2	3
ACCOUNTS PAYABLE	120008-	2	3
ACHIEVER SCHOLAR	290420-	3	44
ADMINISTRATIVE COPIERS	270032-	4	1
ADMINSTRATIVE SERVICES	284505-	3	33
ADMISSIONS	283601-	3	31
ADMISSIONS	121107-	2	8
ADMISSIONS & STUDENT RECRUITNG	170630-	2	25
ADVANCEMENT SERVICES	120021-	2	4
ADVANCEMENT SERVICES	284528-	3	35
ALL SPORTS BANQUET	351000-30004	5	18
ALOHA DAYS	301310-	5	7
ALOHA DAYS ACCOUNT	300080-	5	3
ALUMNI SUPPORT	220212-00000	3	15
APLICATION DEVELOPMENT	137026-	2	15
APPAREL/UNIFORMS - BASEBALL	351400-40006	5	25
APPAREL/UNIFORMS - MENS BASKETBALL	351400-40004	5	25
APPAREL/UNIFORMS - MENS TENNIS	351400-40001	5	25
APPAREL/UNIFORMS - MENS TRACK	351400-40010	5	26
APPAREL/UNIFORMS - SAND VOLLEYBALL	351400-40012	5	26
APPAREL/UNIFORMS - SOCCER	351400-40011	5	26
APPAREL/UNIFORMS - SOFTBALL	351400-40007	5	26
APPAREL/UNIFORMS - WOMENS BASKETBAL	351400-40005	5	25
APPAREL/UNIFORMS - WOMENS GOLF	351400-40003	5	25
APPAREL/UNIFORMS - WOMENS TENNIS	351400-40002	5	25
APPAREL/UNIFORMS - WOMENS TRACK	351400-40009	5	26
APPAREL/UNIFORMS - WOMENS VOLLEYBAL	351400-40008	5	26
APPLICATION FEE-RECRUITING	230022-	3	18
APPLICATION FEES	230021-	3	18
APPLICATION SERVICES	137032-	2	15
AQUATICS	300063-10003	5	2

Printed on a Xerox 9700 Laser Printing System at the Computing Services Center / Texas A&M University

Form: URGB01 (02/05/85)

Name	Account	Section	Page
ART I GROUP INS PREM FROM ERS	100050-	2	1
ART MUSEUM	120040-	2	5
ART MUSEUM OF SOUTH TEXAS	160150-00000	2	19
ASOVP EXPENSES	283621-	3	32
ASOVP SALARIES	120015-	2	4
ASSISTANT VP OF DEVELOPMENT	284592-	3	38
ASSISTANTSHIPS: DOCTORAL & MASTERS	282643-00000	3	30
ASSISTANTSHIPS:GRADUATE STUDENTS	130040-00000	2	10
ASSOC VP FOR ACAD	282619-	3	28
ASSOC VP FOR ACADEMIC AFFAIRS	120072-	2	6
ASSOCIATE DEAN OF STUDENTS	300650-	5	4
ASSOCIATE DEAN OF STUDENTS-ADMIN	300651-	5	4
ASSOCIATE VP FOR ACADEMIC AFFAIRS	285528-	3	41
ATH. BUS. OFFICE	351000-20001	5	16
ATHLETIC ADMINISTRATIVE EQUIPMENT	351000-30000	5	18
ATHLETIC DEVELOPMENT REVENUE	350001-	5	13
ATHLETIC DIRECTOR	351000-10000	5	16
ATHLETIC DIRECTOR - DISCRETIONARY	351000-10001	5	16
ATHLETIC DIRECTOR FUNDRAISING	350011-	5	15
ATHLETIC INS CLAIMS	351020-00000	5	21
ATHLETIC MARKETING	351000-30002	5	18
ATHLETIC-POST SEASON PLAY	350200-00000	5	15
ATHLETICS ACADEMIC SUPPORT	170540-	2	25
ATHLETICS FACILITIES - GENERAL	351000-70000	5	21
ATHLETICS FEE	350005-	5	15
ATHLETICS-DEBT SERVICE	351000-10002	5	16
AUX - RETIREE GIP	330115-	5	13
AUXILIARY - FOR BUDGETS	369999-	5	27
AUXILIARY FEE EXEMPTIONS	309099-	5	9
B/A - DEAN	280210-	3	23
B/A - FACULTY	280202-	3	23
B/A - STAFF	280206-	3	23
B/A-ACCTG/BLAW/FIN	280214-	3	23
B/A-ACCTG/BLAW/FIN	132021-	2	11
B/A-D/S/ECO	280213-	3	23
B/A-DS/ECO	132020-	2	11
B/A-MANAGEMENT	132022-	2	12
BANK FEES	284507-	3	33
BASEBALL COLLEGE CLASSIC	350760-40006	5	16
BENEFIT DUMMY - INSTITUTIONAL EXPS	121020-	2	7
BENEFIT DUMMY INSTL EXPS FUND 0230	181020-	2	27
BLUC-ACADEMIC SUPPORT-FOR BUDGETS	689990-00825	6	13
BLUC-PUBLIC SERVICE-FOR BUDGETS	689990-00820	6	13
BLUCHER ENDOWMENT	630080-00000	6	4
BLUCHER- FOR BUDGETS	689990-00800	6	12
BOAT MAINTENANCE	270190-	4	2
BOOK SCHOLARSHIPS	351000-50099	5	20
BOOKS ON RESERVE	320220-	5	12
BOOKS, BINDING & PERIODICALS	160902-00000	2	21
BOOKSTORE CONTRACT COMMISSIONS	320091-	5	10
BUDGET	320200-	5	12

Printed on a Xerox 9700 Laser Printing System at the Computing Services Center / Texas A&M University

Form: URGB01 (02/05/85)

Name	Account	Section	Page
BUDGET	120012-	2	3
BUDGET	284520-	3	34
BUDGET REDUCTION - PAYROL SUPPLEMEN	212020-	3	15
BURSAR	120014-	2	4
BUSINESS - FOR BUDGETS	689990-00200	6	9
BUSINESS ADMIN.	280201-	3	23
BUSINESS ADMINISTRATION	170201-	2	24
BUSINESS INCUBATOR	160190-00000	2	19
BUSINESS INCUBATOR PROGRAM INCOME	202121-00000	3	1
CAMPBELL PROFESSORSHIP-DR. WETZ	650910-10000	6	5
CAMPUS ACTIVITY BOARD	301080-	5	6
CAREER SERVICES	300400-	5	3
CBI - TRANSPORTATION/MAINTENANCE	270141-	4	2
CBI ENDOWED CHAIR SAVINGS/STARTUP	630080-20000	6	4
CENTER FOR ACADEMIC STUDENT ACHIEVE	301160-	5	6
CENTER FOR ACADEMIC STUDENT ACHIEVE	170002-	2	23
CENTER FOR COASTAL STUDIES	160140-	2	18
CENTER FOR FACULTY EXCELLENCE	130020-	2	10
CENTER FOR FACULTY EXCELLENCE	282620-00000	3	28
CENTRAL RECEIVING	285525-	3	41
CGS ASSISTANTSHIP	282643-50000	3	30
CGS ASSISTANTSHIPS	130040-10000	2	10
CHANCELLOR STUDENT ADVISORY BOARD	301040-	5	5
CINS ASSISTANTSHIP	282643-10000	3	30
CIO	137022-	2	15
CLA	280101-00000	3	22
CLA - DEAN	280110-00000	3	22
CLA - DEPT OF ART	170105-30000	2	23
CLA - DEPT OF COMM/MEDIA	170105-50000	2	24
CLA - DEPT OF ENGLISH	170105-60000	2	24
CLA - DEPT OF HUMANITIES	170105-40000	2	23
CLA - DEPT OF MUSIC	170105-10000	2	23
CLA DEPT OF HUMANITIES	131026-	2	11
CLA DEPT OF MUSIC	131025-	2	11
CLA DEPT OF SOCIAL SCIENCES	131023-00000	2	11
CLA- FACULTY	280102-	3	22
CLA-DEPT OF PSYC & SOCI	170105-20000	2	23
CLASSROOM TELEPHONES	280011-	3	22
CMSS ASSISTANTSHIPS	282643-20000	3	30
COACHES FUNDRAISING - ALL SPORTS	350006-	5	15
COASTAL STUDIES-ENVIRONMENT	160110-00000	2	18
COLLEGE DEVELOPMENT	284555-00000	3	36
COLLEGE DEVELOPMENT OFFICERS	284591-00000	3	38
COLLEGE OF BUSINESS	132030-	2	12
COLLEGE OF EDUCATION M&O	133030-	2	12
COLLEGE OF LIBERAL ARTS-SALARY	131030-90001	2	11
COLLEGE OF NURSING	135030-	2	14
COLLEGE OF NURSING	280501-	3	26
COLLEGE OF NURSING - FACULTY	280502-	3	26
COLLEGE OF NURSING - FACULTY	135022-	2	14
COLLEGE OF NURSING - FACULTY	170502-	2	25

Printed on a Xerox 9700 Laser Printing System at the Computing Services Center / Texas A&M University

Form: URGB01 (02/05/85)

Name	Account	Section	Page
COLLEGE OF SCI & ENG M&O DEANS OFF	134030-11001	2	13
COMM ASSISTANTSHIPS	282643-30000	3	30
COMMENCEMENT	283609-	3	31
COMMENCEMENT	210760-	3	15
COMMUNITY OUTREACH	120020-	2	4
COMMUNITY OUTREACH SCHOLARSHIP ACCT	204520-	3	1
COMPLIANCE COORDINATOR	351000-20000	5	16
COMPREHENSIVE RESEARCH FUND FY 2019	100099-	2	1
COMPTROLLER	120035-	2	5
COMPTROLLER	284510-	3	33
COMPTROLLER	225473-	3	17
COMPUTER GRADUATE STUDENTS	280412-	3	26
CONTINGENCY ACCOUNT	284537-	3	36
CONTRACT ADMIN AND PROPERTY	120009-	2	3
CONTRACTS & PROPERTY	285527-	3	41
CONVENIENCE FEES	200120-	3	1
CORE CURRICULUM	130010-	2	9
CORE M&O	282609-20000	3	28
CORE-SALARIES	282609-10000	3	27
CORPORATE SPONSORSHIPS	350002-	5	13
CRF - GULF OF MEXICO ENV LAB FY19	140299-	2	17
CRF- S&E- FY19	140298-	2	17
CRF-CENTER FOR COASTAL STUDIES FY19	140297-	2	17
CURRICULUM & INSTRUCTION	280307-10006	3	24
DANCE TEAM	350252-70000	5	15
DE APPLICATION DEVELOPMENT	206361-	3	3
DE GRADUATE STUDIES ADMIN	206500-10000	3	3
DEAN - NSNG	138510-	2	16
DEAN OF STUDENTS	300600-	5	4
DEAN OF STUDENTS-ADMIN	300601-	5	4
DEAN- BA	138210-	2	16
DEAN- CLA	138110-	2	16
DEAN- EDUCATION	138310-	2	16
DEAN- S & E	138410-	2	16
DEFERRED MAINTENANCE+PHY PLANT	160907-	2	21
DEPARTMENT EXPENSES	284518-10000	3	34
DEPARTMENT OF THEATRE & DANCE	131080-	2	11
DEPT OF ART	131024-	2	11
DEPT OF COMM/MEDIA	131020-	2	10
DEPT OF ENGLISH	131021-	2	10
DEPT OF PSYCHOLOGY & SOCIOLOGY	131022-	2	11
DEPT OF PSYCHOLOGY & SOCIOLOGY	131079-	2	11
DES DIFFERENTIAL TUITION COB	240330-	3	20
DES DIFFERENTIAL TUITION NURSING	240340-	3	20
DESIG. TUITION - FOR BUDGETS	289990-00000	3	42
DESIGNATED FEE EXEMPTIONS	209099-	3	13
DESIGNATED TUITION - RES UNDERGRAD	240001-13000	3	19
DESIGNATED TUITION- RESERVE FOR GT	282950-	3	30
DEVELOPMENT	351000-30001	5	18
DEVELOPMENT - STATE SALARY	120022-	2	4
DIFFERENTIAL TUITION-BUSINESS ADMIN	240331-	3	20

Printed on a Xerox 9700 Laser Printing System at the Computing Services Center / Texas A&M University

Form: URGB01 (02/05/85)

Name	Account	Section	Page
DIRECTOR OF ENGAGEMENT - OPERATING	284610-	3	39
DISABILITIES SERVICES	283605-	3	31
DISABLITIES SERVICES	300500-	5	4
DISCR VP STUDENT AFFAIRS	240071-	3	20
DISCRETIONARY-V-P ACAD AFFS	240011-	3	19
DISCRETIONARY-V-P F & A	240021-	3	19
DISTANCE ED FEE - BUS. ADMIN.	206320-	3	2
DISTANCE ED FEE - DIST ED OFFICE	206400-	3	3
DISTANCE ED FEE - EDUCATION	206330-	3	2
DISTANCE ED FEE - LIBERAL ARTS	206310-00000	3	2
DISTANCE ED FEE - LMS	206360-	3	3
DISTANCE ED FEE - NURSING	206350-	3	3
DISTANCE ED FEE - SCIENCE/ENGINEER	206340-	3	2
DISTANCE ED FEE - UCCP	206370-	3	3
DISTANCE ED REVENUE- BUSINESS ADMIN	206321-	3	2
DISTANCE ED REVENUE- EDUCATION	206331-	3	2
DISTANCE ED REVENUE- LIBERAL ARTS	206311-	3	2
DISTANCE ED REVENUE- NURSING	206351-	3	3
DISTANCE ED REVENUE- SCIENCE/ENGINE	206341-	3	2
DISTANCE ED REVENUE- UCCP	206371-	3	3
DOD 1 - GILLIAN	284830-	3	40
DOD 2 - BETHANY	284810-	3	40
DOD 3 - JAMIE	284596-	3	38
DOD 4	284593-	3	38
DT BENEFITS/UNALL SALS & NEW POSITI	280115-	3	22
DT GIP-NEW EMPLOYEES 60-90 DAYS	280116-	3	22
DT SET ASIDE RES HONOR	290213-	3	43
DT SET ASIDE RES/U FALL/SPRING	290200-	3	43
DT SET ASIDE-RES/G SUMMER SCHOOL	290311-	3	44
DT SET ASIDE-RES/U SUMMER SCHOOL	290211-	3	43
E&G - FOR BUDGETS	189990-00000	2	28
E-LINE FEES	204710-	3	1
EARLY CHILDHOOD DEV. CTR-SCHOOL	133035-	2	12
ECDC - ADMINISTRATION	160171-	2	19
ECDC - NURSING	160170-	2	19
ECDC / CCISD	665010-	6	8
ECOSYSTEMS MODELING	659104-30000	6	6
EDLD ASSISTANTSHIPS	130040-20000	2	10
EDUC - COUNSELING	170305-10000	2	24
EDUC - CURRIC & INSTRUCTION	170305-30000	2	24
EDUC - GARCIA CENTER	133036-	2	13
EDUC - KINESIOLOGY	170305-20000	2	24
EDUC - TEACHER EDUCATION	170305-40000	2	24
EDUC.-CURRIC. & INSTR.	133022-	2	12
EDUC- ED ADMIN & RESEARCH	133020-	2	12
EDUC- TEACHER EDUCATION	133025-	2	12
EDUC-COUNSELING	133023-	2	12
EDUC-KINESIOLOGY	133024-	2	12
EDUCATION	280301-	3	24
EDUCATION - DEAN	280310-	3	24
EDUCATION - FACULTY	280302-	3	24

Printed on a Xerox 9700 Laser Printing System at the Computing Services Center / Texas A&M University

Form: URGB01 (02/05/85)

Name	Account	Section	Page
EDUCATION - FOR BUDGETS	689990-00300	6	9
EDUCATION - KINESIOLOGY	280312-	3	24
EDUCATION-ECDC	280311-	3	24
EMERGENCY LN PROC FEE	245191-	3	21
EMPLOYEE BETTERMENT	284521-	3	34
EMPLOYEE DEVELOP & COMPLIANCE SVCS	284515-	3	33
EMPLOYEE DEVELOP & COMPLIANCE SVCS	120006-	2	3
EMPLOYEE DEVELOPMENT	284605-	3	38
EMPLOYEE DEVELOPMENT	211030-	3	15
EMPLOYEE SERVICE AWARDS	330090-	5	13
ENG ASSISTANTSHIPS	130040-30000	2	10
ENROLLMENT MANAGEMENT PROGRAMS	284608-	3	39
ENROLLMENT MANAGEMENT SERVICES	121111-	2	8
ENROLLMENT MGMT M&O	284607-	3	39
EST CAMPS & MISC- FOR BUDGETS	209920-	3	14
ESTIMATED GRANTS BUDGET PURP ONLY	665100-	6	8
EVENT MANAGEMENT	351000-20006	5	17
EXEC.VP-F&A OPERATING EXPENSES	284503-	3	32
EXECUTIVE DIRECTOR ADMIN SVCS	120007-	2	3
EXECUTIVE DIRECTOR OF DEVL	284554-	3	36
EXECUTIVE HOUSING	284500-	3	32
EXECUTIVE SUPPLEMENT	284501-	3	32
EXECUTIVE SUPPLEMENT (SAL)	245320-	3	22
EXECUTIVE VP-F&A SALARIES	120003-	2	2
FACILITIES	351000-20005	5	17
FACILITIES-CHAPMAN FIELD	351300-40006	5	24
FACILITIES-MENS BASKETBALL	351300-40004	5	24
FACILITIES-MENS TENNIS	351300-40001	5	24
FACILITIES-MENS TRACK	351300-40010	5	25
FACILITIES-SOCCER	351300-40011	5	25
FACILITIES-WOMENS BASKETBALL	351300-40005	5	24
FACILITIES-WOMENS SOFTBALL	351300-40007	5	24
FACILITIES-WOMENS TENNIS	351300-40002	5	24
FACILITIES-WOMENS TRACK	351300-40009	5	25
FACILITIES-WOMENS VOLLEYBALL	351300-40008	5	24
FACILITY AND LANDSCAPE MAINTENANCE	207279-	3	9
FACULTY CONTINGENCY	282634-	3	29
FACULTY CONTINGENCY	135088-00000	2	15
FACULTY OPPORTUNITY FUNDS	282628-00000	3	29
FACULTY PROMOTIONS $ REGENTS PROF	135087-	2	15
FACULTY SENATE	282614-	3	28
FAMIS ASSESSMENT	284568-	3	37
FCR	284595-	3	38
FCWS - AMERICA READS FY19	601041-	6	3
FCWS - COMMUNITY SERVICE FY19	600871-	6	3
FCWS - JOB LOCATION & DEVELOP_FY19	604150-	6	3
FD SERV-M&R	320043-	5	10
FEDERAL SEOG FY19	604791-	6	4
FEDERAL WORKSTUDY FY19	607560-	6	4
FINANCIAL AID	283603-	3	31
FINANCIAL AID WORKSTUDY ADMINISTRAT	290210-10000	3	43

Printed on a Xerox 9700 Laser Printing System at the Computing Services Center / Texas A&M University

Form: URGB01 (02/05/85)

Name	Account	Section	Page
FINANCIAL ASSISTANCE	301030-	5	5
FINANCIAL ASSISTANCE	121108-	2	8
FINANCIAL ASSISTANCE-ADM. ALLOWANCE	230150-	3	19
FINE ARTS-ART SCHOLARSHIPS	420152-	6	1
FINE ARTS-MUSIC SCHOLARSHIP	420150-	6	1
FINE ARTS-THEATRE SCHOLARSHIP	420151-	6	1
FINES & PENALTIES - BUSINESS	245130-	3	21
FINES LIBRARY	245120-	3	21
FINES UPD	245111-	3	21
FISCAL AFFAIRS+INSURANCE	284514-	3	33
FISHERIES & MARICULTURE	170480-00000	2	25
FISHERIES AND HUMAN HEALTH	659104-60000	6	7
FITNESS/WELLNESS	300063-10002	5	2
FOOD SERVICE COMMISSIONS	320041-	5	10
FOUNDERS DAY/LECTURE SERIES	301640-	5	9
FRANTZ PROFESSORSHIP (TAMUCC FND)	651070-00000	6	5
FURNITURE & STORAGE	284573-	3	37
GARCIA CENTER - PHPL	150008-	2	18
GENOMICS CORE LAB	270210-	4	3
GEOSPATIAL ENGINEERING SCHOLARSHIP	421710-	6	2
GEOSPATIAL SCIENCES	659104-40000	6	6
GMERL-PHD	160101-	2	18
GRADUATE APPLICATIONS	230061-	3	18
GRADUATE APPLICATIONS- GRAD & RECRU	230062-	3	19
GRADUATE ART LEASE - HAMLIN	280111-	3	22
GRADUATE ASSISTANT	284860-	3	40
GRADUATE STUDENT SCHOLARSHIPS	420500-	6	1
GRADUATE STUDIES	120032-00000	2	5
GRADUATE STUDIES - ADMINISTRATION	120032-10001	2	5
GRADUATE STUDIES - GRADUATE RETENTI	282633-20000	3	29
GRADUATE STUDIES_- ADMINISTRATION	282633-10000	3	29
GRADUATE SUMMER SCHOLARSHIPS	421430-	6	2
GRADUATION FEES	200180-	3	1
GREEK LIFE	301320-	5	7
GROUP INSURANCE PREMIUM - FUND 0230	181051-	2	27
GULF OF MEXICO ENVIRONMENTAL LAB	160100-	2	18
HAAS PROFESSORSHIP-SALARIES	650050-90001	6	5
HARTE INSTRUCTION	280900-	3	27
HARTE OPERATING - ADMIN	659105-10000	6	7
HARTE OPERATING - COMM/OUTREACH	659105-40000	6	8
HARTE OPERATING - EDUCATION	659105-30000	6	8
HARTE OPERATING - RESEARCH	659105-20000	6	7
HARTE RESEARCH - DIRECTOR	659170-	6	8
HARTE RESEARCH - GRAD ASSISTANTS	659104-50000	6	6
HARTE RESEARCH -ADVISORY	659102-	6	6
HARTE RESEARCH ADMIN	659100-00000	6	5
HARTE- FOR BUDGETS	689990-00700	6	12
HARTE-PUBLIC SERVICE-FOR BUDGETS	689990-00720	6	12
HAZARD DUTY PAY - FUND 0001	121060-	2	7
HAZARDOUS WASTE DISPOSAL	285502-	3	40
HEAF UNALLOCATED	160901-	2	21

Printed on a Xerox 9700 Laser Printing System at the Computing Services Center / Texas A&M University

Form: URGB01 (02/05/85)

Name	Account	Section	Page
HEF - APPLICATION SERVICES	160917-00007	2	22
HEF - BUSINESS SERVICES	160917-00004	2	21
HEF - DIRECTOR - ATS	160917-00005	2	22
HEF - F & A - DIVISION ALLOCATION	160936-	2	22
HEF - ISO	160917-00003	2	21
HEF - IT - ALLOCATIONS	160970-00000	2	23
HEF - LEARNING MANANGEMENT SYSTEM	160917-00002	2	21
HEF - PROVOST	160921-00000	2	22
HEF - STUDENT DATA WAREHOUSE	160917-00001	2	21
HEF - STUDENT SERVICES	160935-	2	22
HEF - SYSTEMS INFRASTRUCTURE	160917-00006	2	22
HEF RESEARCH, COMMER. & OUTREACH	160937-	2	22
HEF STARTUP FUNDING	160998-00000	2	23
HEF-ACADEMIC STARTUP FUNDS	160945-00000	2	22
HEF-NETWORK SYSTEM	160917-00000	2	21
HELP DESK	137110-	2	16
HIGHER EDUCATION FUNDS REVENUE	100060-	2	1
HOMECOMING-SSF	301250-	5	7
HONORS PROGRAM	147001-	2	17
HONORS PROGRAM	282632-00000	3	29
HONORS SCHOLARSHIPS UNIV FUNDED	420570-	6	2
HR- CRIMINAL BACKGROUND VENDOR	284518-70000	3	34
HR-PRINTING SERVICES	284518-20000	3	34
HR-WEB BASE I-9 CONTRACT FEES	284518-60000	3	34
HU-SAMPLE ANALYSIS	270360-	4	4
HUB PROGRAM	285524-	3	40
HUMAN RESOURCES	225474-	3	17
HUMAN RESOURCES	120005-	2	3
IAF CASINO NIGHT	350071-	5	15
ICORE	270340-	4	4
IDC - COMPLIANCE	225059-	3	17
IDC - RCO DSO	225629-	3	17
IDC - SPONSORED PROGRAMS - PRE AWAR	225662-	3	18
IDC-RESEARCH ENHANCEMENT	225058-00000	3	17
IMPACT SCHOLAR	290440-	3	44
INCLUSION	301600-	5	8
INDIRECT COST - SPONSORED PROGRAMS	225052-	3	16
INDIRECT COST REVENUE	225000-	3	16
INDIRECT COST- IT SYSTEMS ADMIN	225071-	3	17
INSTALLMENT PAYMENT PROGRAM	245061-	3	21
INSTITUTIONAL ADVANCEMENT	160938-	2	22
INSTITUTIONAL ADVANCEMENT PROJECTS	284530-	3	35
INSTITUTIONAL MEMBERSHIPS	284525-	3	35
INSTITUTIONAL SUPPORT FOR BUDGETS	289990-00035	3	42
INSTITUTIONAL SUPPORT FOR BUDGETS	189990-00035	2	29
INSTITUTIONAL SUPPORT- FOR BUDGETS	689990-00635	6	11
INSTRUCTION - FOR BUDGETS	189990-00010	2	28
INSTRUCTION - FOR BUDGETS	289990-00010	3	42
INSTRUCTION- FOR BUDGETS	689990-00610	6	10
INTEREST INCOME AUX	340011-	5	13
INTEREST INCOME FROM AGENCY	230001-	3	18

Printed on a Xerox 9700 Laser Printing System at the Computing Services Center / Texas A&M University

Form: URGB01 (02/05/85)

Name	Account	Section	Page
INTEREST INCOME-DESIGNATED	299999-	3	44
INTEREST ON FUND 230	105500-	2	2
INTERNATIONAL EDUCATION	170912-	2	26
INTERNATIONAL PROCESSING FEE	200010-	3	1
INTERNATIONAL PROGRAMS SCHOLARSHIPS	420300-	6	1
INTERNATIONAL STUDENT SERVICES	301170-	5	6
INTERNSHIP SCHOLARSHIPS	423080-	6	3
INTERPRETER SERVICES	300510-	5	4
INTRAMURALS	300063-10001	5	2
ISLAND DAYS	283602-	3	31
ISLAND WAVES	301620-	5	9
ISLANDER LIGHTS	284545-	3	36
ISLANDER SCHOLAR	290430-	3	44
ISOTOPE CORE LABORATORY	270320-	4	4
IT SECURITY	137050-	2	16
IT SYSTEM ASSESSMENT	284583-	3	37
ITEAM	301650-	5	9
JUDICIAL AFFAIRS	301220-	5	7
JUNG - SAMPLE ANALYSIS	270350-	4	4
KINE ASSISTANTSHIPS	130040-40000	2	10
KMQ TRAVEL & REIMBURSEMENT ACCOUNT	650040-	6	5
LAB FEES NURSING	101510-43001	2	2
LAB FEES NURSING	135032-	2	14
LAB FEES S&E BIOLOGY	134032-40001	2	14
LAB FEES S&E BIOMEDICAL SCIENCES	134032-40005	2	14
LAB FEES S&E CHEMISTRY	134032-20002	2	14
LAGUNA MADRE FIELD STATION RENTAL	270230-	4	3
LEARNING SPACES	170929-	2	26
LIBERAL ARTS - FOR BUDGETS	689990-00100	6	9
LIBRARY OPERATION	148130-	2	17
LIBRARY OPERATION-EXPANDED	148131-	2	18
LICENSING	320031-	5	10
LOCAL ACAP RESERVE SERVICE CENTER	270111-	4	2
LOCAL BENEFITS - ACADEMIC SUPPO	280605-	3	26
LOCAL BENEFITS - CLEARING	280620-	3	27
LOCAL BENEFITS - INSTITUTIONAL	280607-	3	27
LOCAL BENEFITS - INSTRUCTION	280602-	3	26
LOCAL BENEFITS - PLANT	280608-	3	27
LOCAL BENEFITS - PUBLIC SERVICE	280604-	3	26
LOCAL BENEFITS - RESEARCH	280603-	3	26
LOCAL BENEFITS - SCHOLARSHIPS	280609-	3	27
LOCAL BENEFITS - STUDENT SERVIC	280606-	3	27
LONGEVITY PAY FUND 0001	121061-	2	7
LONGEVITY PAY FUND 0230	181061-	2	28
MAIL SERVICES	120026-	2	5
MAIL SERVICES	284542-	3	36
MAIL SERVICES-OPERATING	270051-	4	1
MARCOM - LOCAL	284527-	3	35
MARCOM - OPERATIONS	120027-	2	5
MARCOM STUDENT WAGES	284609-	3	39
MARINE POLICY AND LAW	659104-10000	6	6

Printed on a Xerox 9700 Laser Printing System at the Computing Services Center / Texas A&M University

Form: URGB01 (02/05/85)

Name	Account	Section	Page
MARKETING	284606-	3	39
MARKETING WORKSTUDY PROGRAM	290210-60100	3	43
MARKETPLACE	284574-	3	37
ME-LIBRARY SUPPORT	160181-	2	19
MECHANICAL ENGINEERING	160180-	2	19
MECHANICAL ENGINEERING SUPPLEMENTAL	160183-	2	19
MFA ASSISTANTSHIPS	282643-40000	3	30
MIRAMAR APTS	320081-	5	10
MIRAMAR UNIV APTS-OCCFEES	245201-	3	22
MISC ATHLETIC REVENUE	350003-	5	14
MULTICULTURAL PROGRAMMING	301100-	5	6
NATIONAL SPILL CONTROL SCHOOL	210001-	3	14
NCAA ONE TIME DISTRIBUTION	352200-	5	26
NEED BASED SCHOLARSHIPS	230111-	3	19
NETWORK SERVICES	137030-	2	15
NEW STUDENT PROGRAMS	283610-	3	31
NURSING - FOR BUDGETS	689990-00500	6	10
NURSING DIFFERENTIAL TUITION	240341-	3	20
OASI - FUND 0001	121064-	2	7
OASI FUND 0230	181064-	2	28
OASI STATE REVENUE	100070-	2	1
OFFICE ACCOUNT- PRESIDENT	284532-	3	35
OFFICE SUPPLIES COMMISSION	320170-	5	12
OPERATING - BASEBALL	351000-40006	5	19
OPERATING - MEN'S BASKETBALL	351000-40004	5	19
OPERATING - MEN'S TENNIS	351000-40001	5	18
OPERATING - MEN'S TRACK	351000-40010	5	20
OPERATING - SAND VOLLEYBALL	351000-40012	5	20
OPERATING - SOCCER	351000-40011	5	20
OPERATING - SOFTBALL	351000-40007	5	19
OPERATING - WOMEN'S BASKETBALL	351000-40005	5	19
OPERATING - WOMEN'S GOLF	351000-40003	5	19
OPERATING - WOMEN'S TENNIS	351000-40002	5	18
OPERATING - WOMEN'S TRACK	351000-40009	5	20
OPERATING - WOMEN'S VOLLEYBALL	351000-40008	5	19
OPERATION & MAINT OF PLANT FOR BUDG	189990-00040	2	29
OPTIONAL RETIREMENT PROGRAM - STATE	121067-	2	8
ORIENTATION LEADER PROGRAM	284740-	3	39
ORP DIFFERENTIAL - FUND 0230	181054-	2	28
ORP FUND 0230 BASE	181067-	2	28
ORP 6% BASE STATE FUNDED	100080-	2	1
OTHER RESEARCH- FOR BUDGETS	689990-00600	6	10
OUTDOOR	300063-10005	5	2
PAC RENTAL INCOME	210325-	3	14
PARKING ADMINISTRATION	340001-	5	13
PAYROLL	284517-	3	34
PAYROLL	120013-	2	4
PEACE OFFICER LINE OF DUTY	160240-	2	20
PEAK SPORT SPONSORSHIPS	352230-	5	27
PELL GRANT FY19	604290-	6	3
PERFORMING ART CENTER - M & O	280120-20000	3	23

Printed on a Xerox 9700 Laser Printing System at the Computing Services Center / Texas A&M University

Form: URGB01 (02/05/85)

Name	Account	Section	Page
PERFORMING ART CENTER - SALARIES	280120-10000	3	23
PERFORMING ART CENTER-SALARIES	130012-00000	2	9
PERFORMING ART CENTER-STUDENT WAGES	280120-30000	3	23
PHYSICAL PLANT-ROOF LEASE & SUPPORT	210710-00000	3	15
PIR - PLANNING & INST RESEARCH	284504-00000	3	32
PLAN & INST RESEARCH	120011-	2	3
PLOTTER MAINTENANCE	270330-	4	4
PORTNOY-SAMPLE ANALYSIS	270370-	4	5
PPC 2017	211040-	3	15
PRESIDENT INITIATIVE FUND	240051-	3	19
PRESIDENT'S AMBASSADORS	301460-	5	8
PRESIDENT'S COUNCIL	240061-	3	20
PRESIDENT'S OFFICE	120001-	2	2
PRESIDENTIAL SCHOLAR	290410-	3	44
PRESIDENTIAL SCHOLARS SCHOLARSHIPS	420170-00000	6	1
PRESS/BOOK PRINTING	284543-	3	36
PREVENTION PROGRAMS	301270-	5	7
PRINT SHOP ON CAMPUS	320150-20000	5	12
PRINT SHOP OUTSOURCED	320150-10000	5	12
PROGRAM REVIEW - UNDERGRADUATE	284516-	3	34
PROGRAM REVIEW GRADUATE	284509-	3	33
PROVOST	282613-00000	3	28
PROVOST & ACAD VP	120002-	2	2
PROVOST ASSISTANTSHIPS	130040-60000	2	10
PUBLIC SERVICE - FOR BUDGETS	189990-00020	2	29
PUBLIC SERVICE - FOR BUDGETS	289990-00020	3	42
PUBLIC SERVICE- FOR BUDGETS	689990-00620	6	11
PURCHASED UTILITIES	152502-	2	18
PURCHASING	120010-	2	3
PURCHASING	285523-	3	40
RA MEAL PLAN SCHOLARSHIP	423070-	6	2
RACHAL- HRI DIRECTOR FUND	659320-	6	8
RADIO ANALYSIS LABORATORY FEES	270380-	4	5
REC SPORTS-FACILITIES & OPERATIONS	300062-	5	2
REC SPTS RESERVE FOR DEFERRED MAINT	300030-	5	1
RECORDS	121109-	2	8
RECREATION SPORTS	300061-	5	1
RECRUITING-BASEBALL	351200-40006	5	23
RECRUITING-MENS BASKETBALL	351200-40004	5	23
RECRUITING-MENS TENNIS	351200-40001	5	23
RECRUITING-MENS TRACK	351200-40010	5	23
RECRUITING-SAND VOLLEYBALL	351200-40012	5	24
RECRUITING-SOFTBALL	351200-40007	5	23
RECRUITING-WOMEN'S SOCCER	351200-40011	5	24
RECRUITING-WOMENS BASKETBALL	351200-40005	5	23
RECRUITING-WOMENS GOLF	351200-40003	5	23
RECRUITING-WOMENS TENNIS	351200-40002	5	23
RECRUITING-WOMENS TRACK	351200-40009	5	23
RECRUITING-WOMENS VOLLEYBALL	351200-40008	5	23
RECRUITMENT	206600-	3	4
REGISTRATION SPECIAL	230031-	3	18

Printed on a Xerox 9700 Laser Printing System at the Computing Services Center / Texas A&M University

Form: URGB01 (02/05/85)

Name	Account	Section	Page
RES. ASSOC. FOR SPECIAL PROJECTS	659140-16002	6	8
RESEARCH - COMPLIANCE	282615-	3	28
RESEARCH - FOR BUDGETS	289990-00015	3	42
RESEARCH - FOR BUDGETS	189990-00015	2	28
RESEARCH ADMINISTRATION	137033-	2	15
RESEARCH ENHANCEMENT	282625-00000	3	29
RESEARCH ENHANCEMENT- RESIDUAL	282625-10000	3	29
RESEARCH OFFICE LOCAL FUNDS	282636-	3	29
RESEARCH STAFF	659104-80000	6	7
RESEARCH-RELEASE TIME	170006-	2	23
RESERVE	120098-	2	6
RESERVE-EQUIPMENT REPLACEMENT	300110-	5	3
RESIDENT LIFE - CONTINGENCIES	301660-	5	9
REVENUE-BASEBALL	350004-40006	5	14
REVENUE-MEN'S BASKETBALL	350004-40004	5	14
REVENUE-SOFTBALL	350004-40007	5	14
REVENUE-WOMEN'S BASKETBALL	350004-40005	5	14
REVENUE-WOMEN'S SOCCER	350004-40011	5	14
REVENUE-WOMEN'S TRACK	350004-40009	5	14
REVENUE-WOMEN'S VOLLEYBALL	350004-40008	5	14
ROTC	284523-	3	34
ROTC SCHOLARSHIP	420180-	6	1
S&E - COMPUTING SCIENCES COMPUTING	134020-	2	13
S&E - DEANS OFFICE	280406-11001	3	26
S&E - LIFE SCIENCE	280401-40000	3	25
S&E - LIFE SCIENCES	134025-00000	2	13
S&E - MATH & STATISTICS	134022-	2	13
S&E - PHYSICAL & ENV SCI	280401-20000	3	25
S&E - VEHICLE MAINTENANCE	270240-	4	3
S&E BOAT MAINTENANCE	270250-	4	3
S&E CENTER FOR COASTAL STUDIES	280402-50000	3	25
S&E DEAN RESEARCH STAFF	134034-11001	2	14
S&E ENCS RESEARCH STAFF	134034-10000	2	14
S&E LSCI RESEARCH STAFF	134034-40000	2	14
S&E M&O - LSCI	134030-40000	2	13
S&E M&O - MATH & STATISTICS	134030-30000	2	13
S&E M&O - PHY & ENV SCIENCES	134030-20000	2	13
S&E-DEAN'S OFFICE	280401-11001	3	25
S&E-PHYSICAL & ENVIRONMENTAL SCI	134021-00000	2	13
SACS ACCREDITATION	284508-	3	33
SAFETY	225472-	3	17
SAFETY	120030-	2	5
SAFETY OFFICE	284541-	3	36
SALARY CONTINGENCY - DEVELOPMENT	285555-	3	41
SALARY CONTINGENCY - DEVELOPMENT	170904-	2	26
SALARY CONTINGENCY - FINANCE	170902-	2	26
SALARY CONTINGENCY - FINANCE	285545-	3	41
SALARY CONTINGENCY - PRES	285530-	3	41
SALARY CONTINGENCY - PRESIDENT	170900-	2	25
SALARY CONTINGENCY - PROVOST	170901-	2	26
SALARY CONTINGENCY - PROVOST	285540-	3	41

Printed on a Xerox 9700 Laser Printing System at the Computing Services Center / Texas A&M University

Form: URGB01 (02/05/85)

Name	Account	Section	Page
SALARY CONTINGENCY - STUDENT AFFAIR	170905-	2	26
SALARY CONTINGENCY- RCO	170913-	2	26
SALARY CONTINGENCY- RCO	285565-	3	41
SANDDOLLARS	320070-	5	10
SANDPAPER(PRINTERS)	320160-	5	12
SCHOLARSHIP SUPPORT	284529-	3	35
SCHOLARSHIPS - ATHLETIC TRAINERS	351100-80002	5	22
SCHOLARSHIPS - BASEBALL	351100-40006	5	21
SCHOLARSHIPS - FIFTH YEAR	351100-80001	5	22
SCHOLARSHIPS - FOR BUDGETS	489990-	6	3
SCHOLARSHIPS - GRADUATE ASSISTANTS	351100-80003	5	22
SCHOLARSHIPS - MEN'S BASKETBALL	351100-40004	5	21
SCHOLARSHIPS - MEN'S TENNIS	351100-40001	5	21
SCHOLARSHIPS - MEN'S TRACK	351100-40010	5	22
SCHOLARSHIPS - SAND VOLLEYBALL	351100-40012	5	22
SCHOLARSHIPS - SOCCER	351100-40011	5	22
SCHOLARSHIPS - SOFTBALL	351100-40007	5	21
SCHOLARSHIPS - SPIRIT TEAMS	351100-70000	5	22
SCHOLARSHIPS - SUMMER	351100-60000	5	22
SCHOLARSHIPS - WOMEN'S BASKETBALL	351100-40005	5	21
SCHOLARSHIPS - WOMEN'S GOLF	351100-40003	5	21
SCHOLARSHIPS - WOMEN'S TENNIS	351100-40002	5	21
SCHOLARSHIPS - WOMEN'S TRACK	351100-40009	5	22
SCHOLARSHIPS - WOMEN'S VOLLEYBALL	351100-40008	5	22
SCHOLARSHIPS- FOR BUDGETS	689990-00660	6	12
SCHOOL OF ENGINEERING & COMPUTING	280402-10000	3	25
SCHOOL OF ENGINEERING & COMPUTING S	170401-10000	2	24
SCHOOL OF ENGINEERING AND COMP SCIE	280401-10000	3	25
SCI & ENG	280401-00000	3	24
SCI & ENG - DEAN	280410-	3	26
SCI & ENG - FOR BUDGETS	689990-00400	6	9
SCI & ENG - LIFE SCIENCES	280402-40000	3	25
SCI & ENG - MATH & STATISTICS	280402-30000	3	25
SCI & ENG - PHYSICAL & ENV SCIENCE	280402-20000	3	25
SCIENCE & ENG - DEAN'S OFFICE	170401-11001	2	24
SCIENCE & ENG - LIFE SCIENCES	170401-40000	2	25
SCIENCE & ENG - MATH & STATISTICS	170401-30000	2	25
SCIENCE & ENG - PHYSICAL & ENV SCI	170401-20000	2	25
SENIOR WOMENS ADMINISTRATOR	351000-60001	5	20
SFA - MAINTENANCE AND OPERATIONS	284597-	3	38
SOCIO - ECONOMICS	659104-70000	6	7
SOUTH TEXAS ECONOMIC DEVELOPMENT CE	220650-	3	16
SOUTH TX INSTITUTE FOR THE ARTS	655000-	6	5
SOUTH TX INSTITUTE FOR THE ARTS	620080-	6	4
SOUTHLAND TOURNAMENT - SOCCER	350720-40011	5	15
SOUTHLAND TOURNEY - VOLLEYBALL	350780-40008	5	16
SPONSORED PROGRAM ADMINISTRATION	225051-	3	16
SPONSORSHIPS	284640-	3	39
SPORTS CLUB	300063-10004	5	2
SPORTS INFORMATION	351000-20003	5	17
SS-DEFERRED MAINT./CAPITAL RESERVE	301050-	5	5

Printed on a Xerox 9700 Laser Printing System at the Computing Services Center / Texas A&M University

Form: URGB01 (02/05/85)

Name	Account	Section	Page
STAFF BEN PD BY APPN - ACADEMIC SUP	121014-	2	6
STAFF BEN PD BY APPN - INSTITUTIONA	121016-	2	7
STAFF BEN PD BY APPN - INSTRUCTION	121010-	2	6
STAFF BEN PD BY APPN - PLANT	121017-	2	7
STAFF BEN PD BY APPN - PUBLIC SERVI	121012-	2	6
STAFF BEN PD BY APPN - RESEARCH	121011-	2	6
STAFF BEN PD BY APPN - STUDENT SERV	121015-	2	6
STAFF BENEFITS FUND 230 ACAD SUPPOR	181014-	2	27
STAFF BENEFITS FUND 230 INST SUPPOR	181016-	2	27
STAFF BENEFITS FUND 230 INSTRUCTION	181010-	2	26
STAFF BENEFITS FUND 230 PLANT	181017-	2	27
STAFF BENEFITS FUND 230 PUBLIC SVC	181012-	2	27
STAFF BENEFITS FUND 230 RESEARCH	181011-	2	26
STAFF BENEFITS FUND 230 STUDENT SVC	181015-	2	27
STAFF BENEFITS PAID DIRECTLY BY STA	100040-	2	1
STAFF COUNCIL	284539-	3	36
STAFF COUNCIL - CAMPUS EVENTS	284531-	3	35
STAFF GROUP INSURANCE PREMIUMS-0001	121051-	2	7
STARS SCHOLARSHIP	421220-	6	2
STARTUP FUNDING	282656-00000	3	30
STATE APPN E & G STATE SUPPORT	100010-	2	1
STATE LUMP SUM RESERVE	121069-	2	8
STEWARDSHIP & DONOR RELATIONS	284586-	3	37
STRATEGIC ENGAGEMENT	301570-	5	8
STRENGTH & CONDITIONING	352025-	5	26
STUDENT ACTIVITIES	300700-	5	5
STUDENT AFFAIRS	300200-	5	3
STUDENT AFFAIRS	283615-	3	31
STUDENT AFFAIRS	121106-	2	8
STUDENT ENDOWMENT LEADERSHIP SCHOLA	423060-	6	2
STUDENT GOVERNMENT	300900-	5	5
STUDENT ORIENTATION	300041-	5	1
STUDENT RECRUITING - AGENT AGREEMEN	284720-	3	39
STUDENT SCHOLARSHIP QUASI-ENDOWMENT	421680-	6	2
STUDENT SERVICE FEES	300100-	5	3
STUDENT SERVICE- FOR BUDGETS	689990-00630	6	11
STUDENT SRVC UNALLOC RESERVE	301120-	5	6
STUDENT SUPPORT - FOR BUDGETS	289990-00030	3	42
STUDENT SUPPORT - FOR BUDGETS	189990-00030	2	29
STUDENT VOLUNTEER CONNECTION	301290-	5	7
STUDENT WORKERS - PP	285503-	3	40
STUDY GROUP-TUITION&FEE EXP ACCT	282657-	3	30
STUDY GROUP-TUITION&FEE EXP ACCT	180675-	2	26
SUMMER SCHOOL	137098-00000	2	16
SUMMER SCHOOL	282622-	3	28
SYSTEM ASSESMENT	284506-00000	3	33
SYSTEM ASSESSMENT	225016-	3	16
SYSTEM INITIATIVES	170508-	2	25
SYSTEMS INFRASTRUCTURE	137028-	2	15
SYSTEMS INFRASTRUCTURE	245032-	3	20
SYSTEMS INFRASTRUCTURE	330030-	5	13

Printed on a Xerox 9700 Laser Printing System at the Computing Services Center / Texas A&M University

Form: URGB01 (02/05/85)

Name	Account	Section	Page
TAMUCC GRANTS	286601-	3	41
TARPON FOUNDATION GOLF TOURNAMENT	350070-	5	15
TCRF UNALLOCATED FY19	140293-	2	17
TCRF-DISCRETIONARY FY19	140291-	2	16
TCRF-HARTE FY19	140295-	2	17
TCRF-OSRS/MAESTRO ASSESS FEES FY19	140296-	2	17
TCRF-S&E-MARB/CMSS FY19	140294-	2	17
TEACHER EDUCATION	280307-10002	3	24
TEACHER RETIRMENT SYSTEM - STATE	121065-	2	7
TECHNOLOGY SUPPORT SERVICES	137024-	2	15
TELECOMMUNICATION	270001-30000	4	1
TELECOMMUNICATIONS	270001-20000	4	1
TELECOMMUNICATIONS	270001-10000	4	1
TELECOMMUNICATIONS	270001-00000	4	1
TESTING CENTER	121118-	2	9
TEXAS COLLEGE WORKSTUDY	160295-	2	20
TEXAS CONNECTION	210300-	3	14
TEXAS CONNECTION__F&A	210302-	3	14
TEXAS GRANTS	619010-	6	4
THE GARCIA CENTER	280307-10004	3	24
THREE-PEAT FEES	101600-	2	2
TICKET OFFICE	351000-20004	5	17
TITLE V	120045-	2	6
TPEG - 10% SET ASIDE	290099-	3	43
TPEG-GRAD NON RESIDENT	290095-	3	43
TPEG-GRAD RESIDENT	290085-	3	43
TPEG-UNDERGRAD NON RESIDENT	290090-	3	43
TPEG-UNDERGRAD RESIDENT	290080-	3	42
TRAINING ROOM	351000-20002	5	17
TRANSFER SCHOLAR	290450-	3	44
TRANSFER STUDENTS SCHOLARSHIP	421170-	6	2
TRS - WORKING RETIREES FUND 230	181018-	2	27
TRS FUND 0230 BASE	181065-	2	28
TRS-NEW EMPLOYEES 90 DAYS	181040-	2	27
TRUCK MAINTENANCE	270200-	4	2
TUITION AND FEE WAIVER DUMMY EXPENS	111499-	2	2
TUITION DISCOUNTING DUMMY CONTRA EX	409099-	6	1
TUITION NONRESIDENT UNDERGRADUATE	101101-	2	1
TUITION NONRESIDENT-GRADUATE	101103-	2	2
TUITION REMISSIONS AND EXEMPTIONS	101499-	2	2
TUITION RESIDENT UNDERGRADUATE	101100-	2	1
TUITION RESIDENT-GRADUATE	101102-	2	1
TUITION SET ASIDE (15%)-RES GRADUAT	290300-	3	43
TV PROGRAMMING SERVICES/CABLE TV	270305-	4	3
U/C ROOF RENTAL ELECTRICITY	320103-10005	5	11
UAS-CBBIC FACILITIES	160330-00001	2	20
UAS-CREDENTIALING	160330-00006	2	20
UAS-DRONES AND SENSORS	160330-00005	2	20
UAS-MOBILE COMMAND CENTER	160330-00002	2	20
UAS-MSRP	160330-00007	2	21
UAS-RADAR	160330-00003	2	20

Printed on a Xerox 9700 Laser Printing System at the Computing Services Center / Texas A&M University

Form: URGB01 (02/05/85)

Name	Account	Section	Page
UAS-TEST TOOLS	160330-00004	2	20
UCC UTILITIES	300310-	5	3
UCI - INSTITUTIONAL RESERVE	270101-	4	2
UCI FUND 0230	181068-	2	28
UCSA LEADS	301340-	5	8
UCSA PUBLICITY	301590-	5	8
UCSA SPECIAL EVENTS	301580-	5	8
UCSO	301000-	5	5
UHC - UTILITIES	300053-	5	1
UHC-DIAGNOSTIC & TREATMENT	300052-	5	1
UNALLOCATED ACADEMIC FUND	282618-	3	28
UNALLOCATED ADJUNCTS	282624-00000	3	29
UNALLOCATED BALANCE	699500-	6	13
UNALLOCATED BENEFITS	121040-	2	7
UNALLOCATED BENEFITS-FUND 230	181050-	2	27
UNALLOCATED SALARY POOL	120075-	2	6
UNIFORMS/APPAREL - SPIRIT	351400-70000	5	26
UNIV CTR ROOF RENTAL	320103-00005	5	11
UNIV CTR-ADMINISTRATION	320103-10001	5	11
UNIV CTR-BK INCOME	320103-00002	5	11
UNIV CTR-OPERATIONS	320103-10002	5	11
UNIV CTR-REV-FEE INCOME	320103-00001	5	11
UNIV CTR-RM RENTAL	320103-00003	5	11
UNIVERSITY CENTER	120024-	2	4
UNIVERSITY CENTER	283620-	3	32
UNIVERSITY COUNSELING CTR	300300-	5	3
UNIVERSITY GALLERIES	301020-	5	5
UNIVERSITY HEALTH CENTER	300051-	5	1
UNIVERSITY HOUSING	301110-	5	6
UNIVERSITY POLICE	120018-	2	4
UNIVERSITY POLICE - LIBRARY	120034-	2	5
UNIVERSITY SERVICES	320121-	5	12
UNIVERSITY SERVICES	284564-	3	37
UNIVERSITY SERVICES - MARKETING	284566-	3	37
UNIVERSITY SERVICES SCHOLARSHIPS	420890-	6	2
UNMANNED AIRCRAFT SYSTEMS	160330-00000	2	20
UPD LOCAL M&O	285509-	3	40
UPD SPECIAL EVENTS	270091-	4	2
USER SUPPORT SERVICES CENTER	270310-	4	4
USF - SANDDOLLARS	307001-	5	9
USF ACAD ADVISING - ADMIN	207170-	3	6
USF ACAD ADVISING - CLA	207110-	3	5
USF ACAD ADVISING - CLBA	207120-	3	6
USF ACAD ADVISING - CLSE	207140-	3	6
USF ACAD ADVISING - EDUC	207130-	3	6
USF ACAD ADVISING - NSNG	207150-	3	6
USF ACADEMIC ADVISING- ITC	207180-	3	6
USF ACADEMIC PARTNERSHIP	207190-	3	6
USF APPLICATION DEVELOPMENT	207313-	3	11
USF APPLICATION SERVICES	207312-	3	11
USF BENEFITS	207500-	3	12

Printed on a Xerox 9700 Laser Printing System at the Computing Services Center / Texas A&M University

Form: URGB01 (02/05/85)

Name	Account	Section	Page
USF BENEFITS - ACADEMIC SUPPORT	207515-	3	13
USF BENEFITS - FUNCTION CLEARING	207520-	3	13
USF BENEFITS - INSTITUTIONAL SUPP	207517-	3	13
USF BENEFITS - INSTRUCTION	207512-	3	12
USF BENEFITS - O&M	207518-	3	13
USF BENEFITS - PUBLIC SERVICE	207514-	3	13
USF BENEFITS - RESEARCH	207513-	3	13
USF BENEFITS - STUDENT SERVICES	207516-	3	13
USF BUSINESS SERVICES	207305-	3	10
USF CFE PROGRAMMING	207274-	3	9
USF CIO	207302-	3	10
USF DIRECTOR- CTS	207320-	3	11
USF DIRECTOR-ATS	207310-	3	10
USF ENERGY FEE	207015-	3	4
USF ENVIRONMENTAL SERVICE	207020-	3	4
USF FACILITIES ASSESSMENT AND EVALU	207278-	3	9
USF FIRST GENERATION PROGRAM	207276-	3	9
USF HELP DESK	207324-	3	12
USF IE ADJUNCTS	207205-	3	7
USF IE CASA	207270-	3	8
USF IE CGS ASSISTANTSHIPS	207260-10000	3	8
USF IE CLA	207210-00000	3	7
USF IE CLBA	207220-	3	7
USF IE COB LIBRARY SUPPORT	207221-	3	7
USF IE COUNSELING ASSISTANTSHIPS	207260-20000	3	8
USF IE EDUCATION	207230-00000	3	7
USF IE GRADUATE STUDIES	207260-00000	3	8
USF IE HIPS	207271-00000	3	8
USF IE NURSING	207250-	3	8
USF IE UCCP	207272-	3	9
USF INTL ED FEE STUDY ABROAD PROGRA	207010-20000	3	4
USF ISO	207304-	3	10
USF LEARNING SPACES	207323-	3	12
USF LIBRARY CAPITAL PURCHASES	207051-	3	5
USF LIBRARY FEE	207050-	3	5
USF NETWORK SERVICES	207314-	3	11
USF NEW STUDENT SUPPORT	207275-00000	3	9
USF OFFICE OF INTL EDUCATION	207010-10000	3	4
USF RECORDS MAINT FEE BURSAR	207030-	3	5
USF RECORDS MAINT FEE RECORDS	207025-	3	4
USF RETENTION (AIM)	207072-	3	5
USF REVENUE	207001-	3	4
USF S&E - IE - LSCI	207240-40000	3	8
USF S&E - IE - OTHER	207240-11001	3	7
USF S&E - IE - PENS	207240-20000	3	7
USF S&E DEAN RESEARCH STAFF	207241-11001	3	8
USF SALARY CONTINGENCY-FINANCE	207501-	3	12
USF SALARY CONTINGENCY-PROVOST	207502-	3	12
USF SANDDOLLAR (ATS)	207292-	3	10
USF STUDENT ENDOWMENT	207035-	3	5
USF SYSTEMS INFRASTRUCTURE	207311-	3	11

Printed on a Xerox 9700 Laser Printing System at the Computing Services Center / Texas A&M University

Form: URGB01 (02/05/85)

Name	Account	Section	Page
USF TECHNOLOGY SUPPORT SERVICES	207321-	3	12
USF- SANDDOLLAR (USS)	207291-	3	10
USF-FINANCIAL AID VERIFICATION	207040-	3	5
USF-LEARNING CENTER	207060-	3	5
USF-SSC CUSTODIAL SERVICES	207277-	3	9
USF-STUDENT DATA WAREHOUSE	207290-	3	9
UTILITIES	330020-	5	13
VENDING MACHINES	320021-	5	9
VETERAN'S AFFAIRS OFC	283616-	3	32
VETERAN'S AFFAIRS OFFICE	121117-	2	9
VP FOR INST. ADV.	120023-	2	4
W. O. W.	301230-	5	7
WARREN THEATRE	301060-	5	5
WATER RESOURCE CENTER	160060-	2	18
WCI ASSESSMENT - FUND 0001	121052-	2	7
WCI ASSESSMENT - FUND 0230	181052-	2	28
WELLNESS CENTER INSTITUTIONAL SUPPT	152015-	2	18
WETZ LAB - SAMPLE ANALYSIS FEES	270220-00000	4	3
ZHANG - SAMPLE ANALYSIS	270390-	4	5
3D PRINTING	270400-	4	5

Printed on a Xerox 9700 Laser Printing System at the Computing Services Center / Texas A&M University

12.03.99.C1 Faculty Workload

Approved: July 31, 2000
Revised: April 4, 2017
Next Scheduled Review: April 4, 2022

Rule Statement

Faculty are expected to satisfactorily perform commonly accepted duties which will advance and enhance the teaching/learning process, the quality of academic programs, the impact of academic and professional service, and each member's respective academic discipline.

Reason for Rule

Acknowledging the diverse responsibilities of its faculty, the university supports an equitable and reasonable workload assignment system. The university follows the guidelines described below and in University Procedure 12.03.99.C1.01 Assignment of Faculty Workload Credit, which specifies the amount of workload credit that may be granted for various faculty assignments.

Procedures and Responsibilities

1. GENERAL

    1.1 Recognized duties include, but are not limited to, classroom teaching, scholarly study, basic and applied research, creative activities, professional development, student advising/mentoring and counseling, course and curriculum development, continuing education, public service, assistance in the administration of the academic program, participation in college and university governance, special projects of the university, and similar academic activities. These duties are inherent in the life and work of a faculty member.

    1.2 Full-time tenured/tenure-track faculty are expected to accrue 24 workload credits (usually 12 each long term) over the academic year. Full-time non-tenure track faculty are expected to accrue 30 workload credits (usually 15 each long term) over the academic year. These workload credits are assigned for instruction and for a variety of instructionally-related, administrative, scholarly, and service activities.

    1.3 Faculty may be assigned non-instructional workload credit by the dean of each college in consultation with the appropriate department chair.

2. CREDIT-GENERATING INSTRUCTION

2.1 Teaching activities include but are not limited to the following:

(a) lecture courses and seminar courses,

(b) laboratory and clinical instruction,

(c) music ensemble, private music lessons, and studio art,

(d) practicum and internships as group courses, team teaching, and student teacher supervision, and

(e) master's thesis and doctoral dissertation.

2.2 Guidelines for assigning workload credits for these activities are provided in University Procedure 12.03.99.C1.01 Assignment of Faculty Workload Credit.

3. ADMINISTRATIVE ASSIGNMENTS

Faculty members may receive academic workload credit for administrative assignments. The amount of workload credit for administrative duties that a faculty member receives is dependent upon the complexity of the department or program, the assigned duties of the position, and the number of faculty members or students supervised. Positions in which a faculty member is given an administrative, supervisory, or coordinative assignment directly related to the instructional programs and purposes of the university include, but are not limited to: assistant/associate dean, chairperson of a department or director of a school, coordinator of a disciplinary area, graduate program coordinator, and coordinator or director of a center, program, or clinic. For additional information, see University Procedure 12.03.99.C1.01 Assignment of Faculty Workload Credit.

4. NON-ADMINISTRATIVE ACADEMIC ASSIGNMENTS

4.1 Academic workload credit may also be given for non-administrative academic assignments, including instructionally-related activities, scholarship, service, and other academically-related assignments. A faculty member may earn workload credits to be used the current semester or "banked" for subsequent semesters within the academic year (September 1 - May 31). See the information on overloads in University Procedure 12.03.99.C1.01 Assignment of Faculty Workload Credit.

4.2 During the academic year, a faculty member, with the approval of the department chair and college dean, may request possible academic workload credits for non-administrative reasons including: (1) instruction-related activities, (2) scholarship, (3) service, and (4) special circumstances. Below is an explanation of the types of activities included in each of these categories. Specific guidelines on the amount of workload credit allowed for the various activities is provided in University Procedure 12.03.99.C1.01 Assignment of Faculty Workload Credit.

4.2.1 Instruction-related Assignments

Adjustments to workload credits may be allowed for various instructional-related assignments, including teaching assignments that include additional responsibilities. This category includes, but is not restricted to:

(a) teaching large classes, especially those that involve supervision and coordination of teaching assistants, graders, or of multiple laboratory or discussion sections. This will be furthered defined at the college level.

(b) developing new degree programs or conducting major curriculum revisions, and

(c) teaching field-based courses.

4.2.2 Scholarship

4.2.2.1 Academic workload credit may be assigned for research/intellectual contributions/creative activity. Faculty granted academic workload credit for these activities must demonstrate satisfactory progress in their efforts during their annual evaluations by chairs, directors, and/or deans. When appropriate (at the discretion of the college dean), this designation may be considered to incorporate workload credit for service on, or chairing of, individual graduate committees.

4.2.2.2 Academic workload credit may be provided for certain activities related to scholarship. Also, a faculty member may receive academic workload credits when external grants fund his or her salary.

4.2.3 Service

A faculty member may receive academic workload credit for extraordinary service at the university, in the academic discipline, and/or to the public. (See Sections 3.3 of University Procedure 12.03.99.C1.01 Assignment of Faculty Workload Credit for more information.)

4.2.4 Special Circumstances

4.2.4.1 The president may grant academic workload credit for special presidential assignments.

4.2.4.2 The provost and vice president for academic affairs may grant academic workload credit for reasons not described in this rule.

4.2.4.3 A college dean may grant academic workload credit for reasons not described in this rule.

5. WORKLOAD RESPONSIBILITIES AND PROCEDURES

5.1 The responsibility for ensuring compliance with workload rules and equity within the college lies with the college dean. See University Procedure 12.03.99.C1.01 Assignment of Faculty Workload Credit for information on the Faculty Workload Report process.

5.2 Within the framework of university workload rules, in consultation with and by majority vote of the college faculty, each college will develop procedures for assigning academic workload credit. See University Procedure 12.03.99.C1.01 Assignment of Faculty Workload Credit for additional information.

5.3 College-level procedures relating to assigning academic workload credit will be reviewed and revised by each college within six months (excluding summers) of published updates to this rule and/or the associated procedure: 12.03.99.C1.01 Assignment of Faculty Workload Credit. The typical review cycle is every five years, but updates to related system policies or regulations and/or other circumstances may result in more frequent reviews.

5.4 The Provost and Vice President for Academic Affairs has final responsibility for the approval of academic workload in conformity with university rules and procedures and Texas A&M University System policies and regulations. The ultimate responsibility for ensuring workload equity across the university lies with the Provost and Vice President for Academic Affairs. Each semester the university submits a report to The Texas A&M University System and the Texas Higher Education Coordinating Board regarding workload compliance.

6. REQUESTS FOR REVIEW OF ACADEMIC WORKLOAD ASSIGNMENTS

Texas A&M University-Corpus Christi recognizes the right of faculty members to request a review of workload assignments before a panel of peers. For details about the review process, see University Procedure 12.03.99.C1.01 Assignment of Faculty Workload Credit.

Related Statutes, Policies, or Requirements

System Policy 12.03 Faculty Workload and Reporting Requirements
University Procedure 12.03.99.C1.01 Assignment of Faculty Workload Credit

Contact Office

Contact for clarification and interpretation: Provost and Vice President for Academic Affairs
(361) 825-2722



TEXAS A&M
UNIVERSITY
KINGSVILLE

Board Approved Operating Budgets

Fiscal Year Ending August 31, 2019

Table of Contents

Section	Title
1	Statement of Changes in Fund Balance
2	Functional and General Funds
3	Designated Funds
4	Designated Service Departments
5	Auxiliary Enterprises
6	Restricted Funds
7	Plant Funds
8	Transfers by Account
9	Allocations by Account
10	Index by Account Number
11	Index by Account Name
Appendix	Faculty Academic Workload Policy

Form: URGB01 (02/05/85)
Printed on a Xerox 9700 Laser Printing System at the Computing Services Center / Texas A&M University

Table of Contents

Section	Title

****
* *
* BLANK PAGE *
* *
****

Form: URGB01 (02/05/85)
Printed on a Xerox 9700 Laser Printing System at the Computing Services Center / Texas A&M University

Form: URGB01 (02/05/85)

Description	Current Funds: Functional and General	Current Funds: Designated	Current Funds: Auxiliary Enterprises	Current Funds: Restricted	Plant Funds	Total
Revenues						
State Approp - General Revenue	38,509,310					38,509,310
State Approp - Benefits Pd by St	9,086,535					9,086,535
Higher Education Fund	8,966,056					8,966,056
Tuition - State	17,413,200					17,413,200
Tuition - Designated	19,825	19,193,200				19,213,025
Discounts and Allowances-Tuition	5,261,445-	4,851,775-				10,113,220-
Fees	260,900	16,163,775	9,270,870			25,695,545
Discounts and Allowances-Fees	74,734-	3,796,202-	2,292,022-			6,162,958-
Exemptions	1,005,000	2,278,450	514,600			3,798,050
Contracts and Grants		1,343,700		11,384,465		12,728,165
Student Financial Assistance		61,540		22,633,200		22,694,740
Gifts		193,000	113,506	5,389,258		5,695,764
Sales and Services	240,000	2,472,384	16,630,429	922,432		20,265,245
Discounts and Allowances-Sales			3,107,239-			3,107,239-
Investment Income	100,000	750,000		861,983		1,711,983
Other Operating Income		380,000	325,450			705,450
Total Revenue	70,264,647	34,188,072	21,455,594	41,191,338		167,099,651
Expenses						
Salaries - Faculty	26,706,168	894,562		1,002,469		28,603,199
Salaries - Non-Faculty	18,387,828	6,843,654	4,090,463	4,047,815		33,369,760
Wages	237,960	1,589,015	1,116,649	2,121,316		5,064,940
Benefits	13,023,200	1,842,150	1,355,531	1,326,797		17,547,678
Utilities	3,000	2,347,250	1,457,100	6,000		3,813,350
Scholarships	1,035,000	7,839,008	2,856,100	23,520,884		35,250,992
Scholarship Discounts	1,447-	5,133,270-	183,243-	14,065,457-		19,383,417-
Operations and Maintenance	3,459,091	16,155,328	12,496,124	6,085,000		38,195,543
Equipment (Capitalized)	225,000	20,000	18,000	350,000		613,000
Other Non-Operating Expense	19,825	75,275	104,900			200,000
Total Expense(Less Service Depts)	63,095,625	32,472,972	23,311,624	24,394,824		143,275,045
Net Service Departments						
Total Expense	63,095,625	32,472,972	23,311,624	24,394,824		143,275,045
Transfers						
Retirement of Indebtedness	8,842,258-	258,750-	5,505,770-			14,606,778-
Other Transfers	457,425-	1,127,678	9,156,447	14,065,457-	4,238,757	
Total Transfers	9,299,683-	868,928	3,650,677	14,065,457-	4,238,757	14,606,778-
Net Change in Fund Balance	2,130,661-	2,584,028	1,794,647	2,731,057	4,238,757	9,217,828

Printed on a Xerox 9700 Laser Printing System at the Computing Services Center / Texas A&M University

Form: URGB01 (02/05/85)

Description	Current Funds: Functional and General	Current Funds: Designated	Current Funds: Auxiliary Enterprises	Current Funds: Restricted	Plant Funds	Total

****
* *
* BLANK PAGE *
* *
****

Printed on a Xerox 9700 Laser Printing System at the Computing Services Center / Texas A&M University

Form: URGB01 (02/05/85)

Account	Description	Beginning Balance	Revenues	Net Allocations	Expenditures	Increase (Decrease)	Ending Balance
100006	CITRUS CENTER						
	Revenue						
	State Approp - Gene		395,559				
	Account Total	0	395,559	395,559-	0	0	0
100009	JOHN E. CONNER MUSEUM						
	Revenue						
	State Approp - Gene		12,110				
	Account Total	0	12,110	12,110-	0	0	0
100011	OASI MATCHING ESTIMATED						
	Revenue						
	State Approp - Bene		2,324,100				
	Account Total	0	2,324,100	2,324,100-	0	0	0
100013	STATE BASIC AID						
	Revenue						
	State Approp - Gene		25,688,282				
	Account Total	0	25,688,282	25,688,282-	0	0	0
100014	PH.D. IN ENGINEERING						
	Revenue						
	State Approp - Gene		37,040				
	Account Total	0	37,040	37,040-	0	0	0
100024	TUITION REVENUE BONDS						
	Revenue						
	State Approp - Gene		6,619,959				
	Account Total	0	6,619,959	6,619,959-	0	0	0
100025	VET TECH PROGRAM						
	Revenue						
	State Approp - Gene		515,667				
	Account Total	0	515,667	515,667-	0	0	0
100026	WILDLIFE RESEARCH INSTITUTE						
	Revenue						
	State Approp - Gene		144,403				
	Account Total	0	144,403	144,403-	0	0	0
100027	KING RANCH INSTITUTE						
	Revenue						
	State Approp - Gene		141,590				
	Account Total	0	141,590	141,590-	0	0	0
100029	GROUP INS-ST CONTRIB-HI ED						
	Revenue						
	State Approp - Bene		4,743,235				
	Account Total	0	4,743,235	4,743,235-	0	0	0

Printed on a Xerox 9700 Laser Printing System at the Computing Services Center / Texas A&M University

Form: URGB01 (02/05/85)

Account	Description	Beginning Balance	Revenues	Net Allocations	Expenditures	Increase (Decrease)	Ending Balance
100033	SOUTH TEXAS ARCHIVES						
	Revenue						
	State Approp - Gene		48,664				
	Account Total	0	48,664	48,664-	0	0	0
100034	HEF						
	Revenue						
	Higher Education Fu		8,966,056				
	Account Total	0	8,966,056	8,966,056-	0	0	0
100035	TEACHERS RETIREMENT SYSTEM						
	Revenue						
	State Approp - Bene		1,138,300				
	Account Total	0	1,138,300	1,138,300-	0	0	0
100036	OPTIONAL RETIREMENT PROGRAM						
	Revenue						
	State Approp - Bene		840,900				
	Account Total	0	840,900	840,900-	0	0	0
100037	UNEMPLOYMENT COMPENSATION INSURANCE						
	Revenue						
	State Approp - Bene		40,000				
	Account Total	0	40,000	40,000-	0	0	0
100044	RESEARCH EXCELLENCE FUNDING						
	Revenue						
	State Approp - Gene		1,109,585				
	Account Total	0	1,109,585	1,109,585-	0	0	0
100052	INSTITUTIONAL ENHANCEMENT-RESEARCH						
	Revenue						
	State Approp - Gene		949,113				
	Account Total	0	949,113	949,113-	0	0	0
100053	INSTITUTIONAL ENHANCEMENT-ACAD SPT						
	Revenue						
	State Approp - Gene		2,467,693				
	Account Total	0	2,467,693	2,467,693-	0	0	0
100054	INSTITUTIONAL ENHANCEMENT-INST SPT						
	Revenue						
	State Approp - Gene		379,645				
	Account Total	0	379,645	379,645-	0	0	0

Printed on a Xerox 9700 Laser Printing System at the Computing Services Center / Texas A&M University

Form: URGB01 (02/05/85)

Account	Description	Beginning Balance	Revenues	Net Allocations	Expenditures	Increase (Decrease)	Ending Balance
101000	FALL SEMESTER TUITION-RESIDENT						
	Revenue						
	Tuition - State		4,074,500				
	Fees		66,300				
	Exemptions		402,000				
	Account Total	0	4,542,800	4,542,800-	0	0	0
101001	FALL SEMESTER TUITION-NON RESIDENT						
	Revenue						
	Tuition - State		3,775,400				
	Exemptions		22,600				
	Account Total	0	3,798,000	3,798,000-	0	0	0
101002	SPRING SEMESTER TUITION-RESIDENT						
	Revenue						
	Tuition - State		3,686,000				
	Fees		101,100				
	Exemptions		374,500				
	Account Total	0	4,161,600	4,161,600-	0	0	0
101003	SPRING SEMESTER TUITION-NON RESIDEN						
	Revenue						
	Tuition - State		3,360,900				
	Exemptions		20,900				
	Account Total	0	3,381,800	3,381,800-	0	0	0
101004	SUMMER I TUITION-RESIDENT						
	Revenue						
	Tuition - State		845,200				
	Exemptions		95,700				
	Account Total	0	940,900	940,900-	0	0	0
101005	SUMMER I TUITION-NON RESIDENT						
	Revenue						
	Tuition - State		1,480,700				
	Exemptions		9,500				
	Account Total	0	1,490,200	1,490,200-	0	0	0
101008	SPRING INTERSESSION TUITION - RES						
	Revenue						
	Tuition - State		9,300				
	Exemptions		2,200				
	Account Total	0	11,500	11,500-	0	0	0
101009	SPRING INTERSESSION TUITION-NON RES						
	Revenue						
	Tuition - State		23,000				
	Account Total	0	23,000	23,000-	0	0	0

Printed on a Xerox 9700 Laser Printing System at the Computing Services Center / Texas A&M University

Form: URGB01 (02/05/85)

Account	Description	Beginning Balance	Revenues	Net Allocations	Expenditures	Increase (Decrease)	Ending Balance
101010	WINTER INTERSESSION TUITION- RES						
	Revenue						
	Tuition - State		10,400				
	Exemptions		1,000				
	Account Total	0	11,400	11,400-	0	0	0
101011	WINTER INTERSESSION TUITION-NON-RES						
	Revenue						
	Tuition - State		10,000				
	Account Total	0	10,000	10,000-	0	0	0
101020	TUITION-EXCESSIVE HOURS						
	Revenue						
	Tuition - State		82,700				
	Exemptions		47,200				
	Account Total	0	129,900	129,900-	0	0	0
101021	TUITION-EXCESSIVE HOURS-FALL						
	Revenue						
	Tuition - State		55,100				
	Exemptions		29,400				
	Account Total	0	84,500	84,500-	0	0	0
101025	LABORATORY FEES						
	Revenue						
	Fees		93,500				
	Account Total	0	93,500	93,500-	0	0	0
101061	CENTER FOR YOUNG CHILDREN						
	Revenue						
	Sales and Services		200,000				
	Account Total	0	200,000	200,000-	0	0	0
101065	FARM						
	Revenue						
	Sales and Services		40,000				
	Account Total	0	40,000	40,000-	0	0	0
101087	INTEREST-LOCAL FDS STATE TREASURY						
	Revenue						
	Investment Income		100,000				
	Account Total	0	100,000	100,000-	0	0	0
101098	TUITION DISCOUNTING (CONTRA REV)						
	Revenue						
	Discounts and Allow		5,261,445-				
	Discounts and Allow		74,734-				
	Account Total	0	5,336,179-	0	0	5,336,179-	5,336,179-

Printed on a Xerox 9700 Laser Printing System at the Computing Services Center / Texas A&M University

Form: URGB01 (02/05/85)

Account	Description	Beginning Balance	Revenues	Net Allocations	Expenditures	Increase (Decrease)	Ending Balance
119960	GENERAL FUNDS-UNAPPROPRIATED SURPLU						
	Account Total	2,300,000	0	2,130,661-	0	2,130,661-	169,339
120310	OFFICE OF THE PRESIDENT						
	Expense						
	Salaries - Non-Faculty				463,422		
	Account Total	0	0	463,422	463,422	0	0
120314	AVP SPECIAL PROGRAMS						
	Expense						
	Salaries - Non-Faculty				72,034		
	Account Total	0	0	72,034	72,034	0	0
120315	OFFICE OF ACADEMIC AFFAIRS						
	Expense						
	Salaries - Faculty				238,214		
	Salaries - Non-Faculty				106,017		
	Account Total	0	0	344,231	344,231	0	0
120316	ASSOCIATE VP - ACADEMIC AFFAIRS						
	Expense						
	Salaries - Non-Faculty				231,112		
	Account Total	0	0	231,112	231,112	0	0
120317	OFFICE OF COMPLIANCE						
	Expense						
	Salaries - Non-Faculty				383,586		
	Account Total	0	0	383,586	383,586	0	0
120318	VP-INTRCOLLEGIATE ATHL & CAMPUS REC						
	Expense						
	Salaries - Non-Faculty				98,317		
	Account Total	0	0	98,317	98,317	0	0
120320	VP FINANCE & ADMINISTRATION						
	Expense						
	Salaries - Non-Faculty				285,412		
	Account Total	0	0	285,412	285,412	0	0
120322	STRATEGIC SOURCING & GEN. SERVICES						
	Expense						
	Salaries - Non-Faculty				331,288		
	Account Total	0	0	331,288	331,288	0	0
120323	PAYROLL SERVICES						
	Expense						
	Salaries - Non-Faculty				63,272		
	Account Total	0	0	63,272	63,272	0	0

Printed on a Xerox 9700 Laser Printing System at the Computing Services Center / Texas A&M University

Form: URGB01 (02/05/85)

Account	Description	Beginning Balance	Revenues	Net Allocations	Expenditures	Increase (Decrease)	Ending Balance
120324	AVP FINANCE AND COMPTROLLER						
	Expense						
	Salaries - Non-Faculty				476,313		
	Account Total	0	0	476,313	476,313	0	0
120325	OFFICE OF PERSONNEL/EEO SERVICES						
	Expense						
	Salaries - Non-Faculty				301,004		
	Account Total	0	0	301,004	301,004	0	0
120326	GRANTS & CONTRACTS						
	Expense						
	Salaries - Non-Faculty				227,518		
	Account Total	0	0	227,518	227,518	0	0
120327	BUSINESS OFFICE/LOANS & COLLECTIONS						
	Expense						
	Salaries - Non-Faculty				280,435		
	Account Total	0	0	280,435	280,435	0	0
120328	ACCOUNTING/TRAVEL/PROP MGMT						
	Expense						
	Salaries - Non-Faculty				274,426		
	Account Total	0	0	274,426	274,426	0	0
120329	BUDGET OFFICE						
	Expense						
	Salaries - Non-Faculty				136,218		
	Account Total	0	0	136,218	136,218	0	0
120330	STUDENT FINANCE						
	Expense						
	Salaries - Non-Faculty				133,866		
	Account Total	0	0	133,866	133,866	0	0
120414	VETERANS AFFAIRS OFFICE						
	Expense						
	Salaries - Non-Faculty				162,493		
	Account Total	0	0	162,493	162,493	0	0
120415	OFFICE OF STUDENT FIN AID SERVICES						
	Expense						
	Salaries - Non-Faculty				937,986		
	Account Total	0	0	937,986	937,986	0	0
120416	OFFICE OF AVP-STUDENT SUCCESS						
	Expense						
	Salaries - Non-Faculty				679,079		
	Account Total	0	0	679,079	679,079	0	0

Printed on a Xerox 9700 Laser Printing System at the Computing Services Center / Texas A&M University

Form: URGB01 (02/05/85)

Account	Description	Beginning Balance	Revenues	Net Allocations	Expenditures	Increase (Decrease)	Ending Balance
120417	JAVELINA ENROLLMENT SERVICES						
	Expense						
	Salaries - Non-Faculty				120,872		
	Account Total	0	0	120,872	120,872	0	0
120418	OFFICE OF ENROLLMENT MANAGEMENT						
	Expense						
	Salaries - Non-Faculty				475,115		
	Account Total	0	0	475,115	475,115	0	0
120419	VP STUDENT AFFAIRS & ADMIN						
	Expense						
	Salaries - Non-Faculty				312,313		
	Account Total	0	0	312,313	312,313	0	0
120425	OFFICE OF REGISTRAR						
	Expense						
	Salaries - Non-Faculty				255,387		
	Account Total	0	0	255,387	255,387	0	0
120426	OUTREACH & ENROLLMENT SUPPORT SVC						
	Expense						
	Salaries - Non-Faculty				542,449		
	Account Total	0	0	542,449	542,449	0	0
120427	OFFICE OF ADMISSIONS						
	Expense						
	Salaries - Non-Faculty				369,694		
	Account Total	0	0	369,694	369,694	0	0
121001	SGIP-RETIREES						
	Expense						
	Benefits				2,000,000		
	Account Total	0	0	2,000,000	2,000,000	0	0
121014	INSTITUTIONAL RESEARCH & ASSESSMENT						
	Expense						
	Salaries - Non-Faculty				176,215		
	Account Total	0	0	176,215	176,215	0	0
121025	PUBLIC AFFAIRS, PUB AND INFO SERV						
	Expense						
	Salaries - Non-Faculty				494,910		
	Account Total	0	0	494,910	494,910	0	0
121053	ORP/TRS STATE & UNIV-STUDENT SVC						
	Expense						
	Benefits				184,000		
	Account Total	0	0	184,000	184,000	0	0

Printed on a Xerox 9700 Laser Printing System at the Computing Services Center / Texas A&M University

Form: URGB01 (02/05/85)

Account	Description	Beginning Balance	Revenues	Net Allocations	Expenditures	Increase (Decrease)	Ending Balance
121054	MATCHING SOCIAL SECURITY-SS						
	Expense						
	Benefits				192,000		
	Account Total	0	0	192,000	192,000	0	0
121055	LONGEVITY-STUDENT SERVICE						
	Expense						
	Salaries - Non-Faculty				19,100		
	Account Total	0	0	19,100	19,100	0	0
121056	SGIP-STUDENT SERVICE						
	Expense						
	Benefits				323,100		
	Account Total	0	0	323,100	323,100	0	0
121057	WCI-STUDENT SERVICE						
	Expense						
	Benefits				6,200		
	Account Total	0	0	6,200	6,200	0	0
121058	UCI-STUDENT SERVICE						
	Expense						
	Benefits				7,300		
	Account Total	0	0	7,300	7,300	0	0
121079	UNIVERSITY PUBLICATIONS						
	Expense						
	Salaries - Non-Faculty				165,731		
	Account Total	0	0	165,731	165,731	0	0
121891	RESERVE FOR STAFF ADJUSTMENTS						
	Expense						
	Salaries - Non-Faculty				44,000		
	Account Total	0	0	44,000	44,000	0	0
121987	SALARY SAVINGS-PRESIDENT OFFICE						
	Expense						
	Salaries - Non-Faculty				78,153-		
	Account Total	0	0	78,153-	78,153-	0	0
121988	SALARY SAVINGS-VP-ACADEMIC AFFAIRS						
	Expense						
	Salaries - Non-Faculty				315,721-		
	Account Total	0	0	315,721-	315,721-	0	0
121990	SALARY SAVINGS-VP-FINANCE & ADMIN						
	Expense						
	Salaries - Non-Faculty				97,933-		
	Account Total	0	0	97,933-	97,933-	0	0

Printed on a Xerox 9700 Laser Printing System at the Computing Services Center / Texas A&M University

Form: URGB01 (02/05/85)

Account	Description	Beginning Balance	Revenues	Net Allocations	Expenditures	Increase (Decrease)	Ending Balance
121991	SALARY SAVINGS-VP-STUDENT AFFAIRS						
	Expense						
	Salaries - Non-Faculty				82,957-		
	Account Total	0	0	82,957-	82,957-	0	0
121993	ORP/TRS STATE & UNIV-INSTIT SPT						
	Expense						
	Benefits				278,000		
	Account Total	0	0	278,000	278,000	0	0
121994	MATCHING SOCIAL SECURITY-IS						
	Expense						
	Benefits				290,000		
	Account Total	0	0	290,000	290,000	0	0
121995	LONGEVITY-INSTITUTIONAL SUPPORT						
	Expense						
	Salaries - Non-Faculty				184,000		
	Account Total	0	0	184,000	184,000	0	0
121996	SGIP-INSTITUTIONAL SUPPORT						
	Expense						
	Benefits				488,100		
	Account Total	0	0	488,100	488,100	0	0
121997	WCI-INSTITUTIONAL SUPPORT						
	Expense						
	Benefits				9,300		
	Account Total	0	0	9,300	9,300	0	0
121998	UCI-INSTITUTIONAL SUPPORT						
	Expense						
	Benefits				11,300		
	Account Total	0	0	11,300	11,300	0	0
121999	SALARY SAVINGS-NON FACULTY						
	Expense						
	Salaries - Non-Faculty				485,700-		
	Account Total	0	0	485,700-	485,700-	0	0
132100	DEPT. OF AG, AGRIBUS. & ENVIRON SCI						
	Expense						
	Salaries - Faculty				669,911		
	Salaries - Non-Faculty				16,719		
	Account Total	0	0	686,630	686,630	0	0

Printed on a Xerox 9700 Laser Printing System at the Computing Services Center / Texas A&M University

Form: URGB01 (02/05/85)

Account	Description	Beginning Balance	Revenues	Net Allocations	Expenditures	Increase (Decrease)	Ending Balance
132110	DEPT OF ANIMAL, RANGLND, & WILDLIFE						
	Expense						
	Salaries - Faculty				785,104		
	Salaries - Non-Faculty				16,719		
	Account Total	0	0	801,823	801,823	0	0
132115	DEPARTMENT OF HUMAN SCIENCE						
	Expense						
	Salaries - Faculty				225,923		
	Account Total	0	0	225,923	225,923	0	0
132210	DPT OF BIOLOGICAL & HEALTH SCIENCES						
	Expense						
	Salaries - Faculty				871,554		
	Salaries - Non-Faculty				47,476		
	Account Total	0	0	919,030	919,030	0	0
132215	DEPARTMENT OF CHEMISTRY						
	Expense						
	Salaries - Faculty				675,033		
	Salaries - Non-Faculty				85,706		
	Account Total	0	0	760,739	760,739	0	0
132220	DEPARTMENT OF LANG AND LITERATURE						
	Expense						
	Salaries - Faculty				966,379		
	Salaries - Non-Faculty				85,213		
	Account Total	0	0	1,051,592	1,051,592	0	0
132235	DEPT OF HIST, POLITICAL SCI, & PHIL						
	Expense						
	Salaries - Faculty				1,114,101		
	Salaries - Non-Faculty				23,220		
	Account Total	0	0	1,137,321	1,137,321	0	0
132250	DEPARTMENT OF MATHEMATICS						
	Expense						
	Salaries - Faculty				1,047,389		
	Salaries - Non-Faculty				45,689		
	Account Total	0	0	1,093,078	1,093,078	0	0
132255	DEPARTMENT OF MILITARY SCIENCE						
	Expense						
	Salaries - Non-Faculty				26,894		
	Account Total	0	0	26,894	26,894	0	0

Printed on a Xerox 9700 Laser Printing System at the Computing Services Center / Texas A&M University

Form: URGB01 (02/05/85)

Account	Description	Beginning Balance	Revenues	Net Allocations	Expenditures	Increase (Decrease)	Ending Balance
132260	DEPT CLINICAL HEALTH SCIENCES						
	Expense						
	Salaries - Faculty				582,389		
	Salaries - Non-Faculty				47,476		
	Account Total	0	0	629,865	629,865	0	0
132265	DEPARTMENT OF MUSIC						
	Expense						
	Salaries - Faculty				1,253,902		
	Salaries - Non-Faculty				10,527		
	Account Total	0	0	1,264,429	1,264,429	0	0
132270	DEPARTMENT OF PHYSICS/GEOSCIENCES						
	Expense						
	Salaries - Faculty				717,423		
	Account Total	0	0	717,423	717,423	0	0
132275	DEPARTMENT OF PSYCHOLOGY/SOCIOLOGY						
	Expense						
	Salaries - Faculty				1,038,955		
	Account Total	0	0	1,038,955	1,038,955	0	0
132280	DEPARTMENT OF ART, COMM, & THEATRES						
	Expense						
	Salaries - Faculty				882,581		
	Salaries - Non-Faculty				31,286		
	Account Total	0	0	913,867	913,867	0	0
132305	DEPARTMENT OF INFORMATION SYSTEMS						
	Expense						
	Salaries - Faculty				117,000		
	Account Total	0	0	117,000	117,000	0	0
132310	DEPARTMENT OF ACCOUNTING & FINANCE						
	Expense						
	Salaries - Faculty				952,414		
	Account Total	0	0	952,414	952,414	0	0
132315	DEPARTMENT OF MANAGEMENT AND MKTNG						
	Expense						
	Salaries - Faculty				970,637		
	Account Total	0	0	970,637	970,637	0	0
132405	DEPARTMENT OF ELEC ENG AND COMP SCI						
	Expense						
	Salaries - Faculty				2,060,881		
	Salaries - Non-Faculty				153,891		
	Account Total	0	0	2,214,772	2,214,772	0	0

Printed on a Xerox 9700 Laser Printing System at the Computing Services Center / Texas A&M University

Form: URGB01 (02/05/85)

Account	Description	Beginning Balance	Revenues	Net Allocations	Expenditures	Increase (Decrease)	Ending Balance
132410	DEPARTMENT OF MECH AND IND ENG						
	Expense						
	Salaries - Faculty				1,275,837		
	Salaries - Non-Faculty				44,512		
	Account Total	0	0	1,320,349	1,320,349	0	0
132415	DEPARTMENT OF CHEM AND NAT GAS ENG						
	Expense						
	Salaries - Faculty				1,086,693		
	Salaries - Non-Faculty				53,500		
	Account Total	0	0	1,140,193	1,140,193	0	0
132416	DEPT OF ENVIRONMENTAL ENGINEERING						
	Expense						
	Salaries - Faculty				712,048		
	Salaries - Non-Faculty				39,374		
	Account Total	0	0	751,422	751,422	0	0
132417	DEPT OF CIVIL & ARCHITECTURAL ENG						
	Expense						
	Salaries - Faculty				1,084,981		
	Salaries - Non-Faculty				35,464		
	Account Total	0	0	1,120,445	1,120,445	0	0
132420	DEPT. OF INDUSTRIAL MGMT & TECHNOL						
	Expense						
	Salaries - Faculty				372,103		
	Account Total	0	0	372,103	372,103	0	0
132425	WESLACO ENGINEERING INITIATIVE						
	Expense						
	Salaries - Non-Faculty				100,009		
	Account Total	0	0	100,009	100,009	0	0
132430	WESLACO ENGINEERING FACULTY						
	Expense						
	Salaries - Faculty				64,575		
	Account Total	0	0	64,575	64,575	0	0
132510	DEPT OF TEACHER & BILINGUAL EDUC						
	Expense						
	Salaries - Faculty				870,124		
	Account Total	0	0	870,124	870,124	0	0
132511	DEPT OF EDUC LEADERSHIP & COUNSELNG						
	Expense						
	Salaries - Faculty				653,280		
	Account Total	0	0	653,280	653,280	0	0

Printed on a Xerox 9700 Laser Printing System at the Computing Services Center / Texas A&M University

Form: URGB01 (02/05/85)

Account	Description	Beginning Balance	Revenues	Net Allocations	Expenditures	Increase (Decrease)	Ending Balance
132520	DEPARTMENT OF HEALTH & KINESIOLOGY						
	Expense						
	Salaries - Faculty				929,082		
	Account Total	0	0	929,082	929,082	0	0
132540	PHYSICAL EDUCATION CENTER						
	Expense						
	Salaries - Non-Faculty				47,476		
	Account Total	0	0	47,476	47,476	0	0
132595	CONTINUING EDUCATION PROGRAM						
	Expense						
	Salaries - Faculty				36,512		
	Salaries - Non-Faculty				5		
	Account Total	0	0	36,517	36,517	0	0
132596	DIST LEARN & INTRUC TECHGY SALARIES						
	Expense						
	Salaries - Non-Faculty				60,175		
	Account Total	0	0	60,175	60,175	0	0
132604	INTERNATIONAL STUDIES & PROGRAMS						
	Expense						
	Salaries - Non-Faculty				96,560		
	Account Total	0	0	96,560	96,560	0	0
132605	STUDENT & SCHOLAR SERVICE						
	Expense						
	Salaries - Non-Faculty				134,270		
	Account Total	0	0	134,270	134,270	0	0
132606	CIS - PAYROLL						
	Expense						
	Salaries - Non-Faculty				317,619		
	Account Total	0	0	317,619	317,619	0	0
132612	DUAL ENROLLMENT PROGRAM						
	Expense						
	Salaries - Non-Faculty				141,629		
	Account Total	0	0	141,629	141,629	0	0
132615	UNALLOCATED SUMMER FACULTY SALARIES						
	Expense						
	Salaries - Faculty				1,802,000		
	Account Total	0	0	1,802,000	1,802,000	0	0

Printed on a Xerox 9700 Laser Printing System at the Computing Services Center / Texas A&M University

Form: URGB01 (02/05/85)

Account	Description	Beginning Balance	Revenues	Net Allocations	Expenditures	Increase (Decrease)	Ending Balance
132650	NEW APPROVED FUNDING						
	Expense						
	Salaries - Non-Faculty				164,500		
	Account Total	0	0	164,500	164,500	0	0
132961	UNALLOC FAC SAL-CLAG						
	Expense						
	Salaries - Faculty				140,935-		
	Account Total	0	0	140,935-	140,935-	0	0
132962	UNALLOC FAC SAL-CLAS						
	Expense						
	Salaries - Faculty				752,936		
	Account Total	0	0	752,936	752,936	0	0
132963	UNALLOC FAC SAL-CLBA						
	Expense						
	Salaries - Faculty				7,144-		
	Account Total	0	0	7,144-	7,144-	0	0
132964	UNALLOC FAC SAL-CLEN						
	Expense						
	Salaries - Faculty				1,662		
	Account Total	0	0	1,662	1,662	0	0
132965	UNALLOC FAC SAL-CLED						
	Expense						
	Salaries - Faculty				170,002		
	Account Total	0	0	170,002	170,002	0	0
132985	UNALLOC FACULTY SALARIES FOR DEPTS						
	Expense						
	Salaries - Faculty				374,030		
	Account Total	0	0	374,030	374,030	0	0
132993	ORP/TRS STATE & UNIV-INSTRUCTION						
	Expense						
	Benefits				1,680,200		
	Operations and Maintenance				43,000		
	Account Total	0	0	1,723,200	1,723,200	0	0
132994	MATCHING SOCIAL SECURITY-INSTR						
	Expense						
	Benefits				1,797,700		
	Account Total	0	0	1,797,700	1,797,700	0	0

Printed on a Xerox 9700 Laser Printing System at the Computing Services Center / Texas A&M University

Form: URGB01 (02/05/85)

Account	Description	Beginning Balance	Revenues	Net Allocations	Expenditures	Increase (Decrease)	Ending Balance
132995	LONGEVITY-INSTRUCTION						
	Expense						
	Salaries - Non-Faculty				36,100		
	Account Total	0	0	36,100	36,100	0	0
132996	SGIP-INSTRUCTION						
	Expense						
	Benefits				3,024,400		
	Account Total	0	0	3,024,400	3,024,400	0	0
132997	WCI-INSTRUCTION						
	Expense						
	Benefits				58,100		
	Account Total	0	0	58,100	58,100	0	0
132998	UCI-INSTRUCTION						
	Expense						
	Benefits				68,100		
	Account Total	0	0	68,100	68,100	0	0
132999	FACULTY SALARY SAVINGS						
	Expense						
	Salaries - Faculty				2,514,300-		
	Account Total	0	0	2,514,300-	2,514,300-	0	0
137075	COLLEGE OF GRADUATE STUDIES						
	Expense						
	Salaries - Non-Faculty				483,041		
	Account Total	0	0	483,041	483,041	0	0
137101	COLLEGE OF AGRI AND HUMAN SCIENCES						
	Expense						
	Salaries - Non-Faculty				512,751		
	Account Total	0	0	512,751	512,751	0	0
137201	COLLEGE OF ARTS AND SCIENCES						
	Expense						
	Salaries - Faculty				99,313		
	Salaries - Non-Faculty				816,038		
	Account Total	0	0	915,351	915,351	0	0
137301	COLLEGE OF BUSINESS ADMINISTRATION						
	Expense						
	Salaries - Non-Faculty				611,353		
	Account Total	0	0	611,353	611,353	0	0

Printed on a Xerox 9700 Laser Printing System at the Computing Services Center / Texas A&M University

Form: URGB01 (02/05/85)

Account	Description	Beginning Balance	Revenues	Net Allocations	Expenditures	Increase (Decrease)	Ending Balance
137401	COLLEGE OF ENGINEERING						
	Expense						
	Salaries - Faculty				141,855		
	Salaries - Non-Faculty				938,571		
	Account Total	0	0	1,080,426	1,080,426	0	0
137501	COLLEGE OF EDUCATION						
	Expense						
	Salaries - Non-Faculty				445,049		
	Account Total	0	0	445,049	445,049	0	0
137601	HONORS COLLEGE						
	Expense						
	Salaries - Non-Faculty				197,582		
	Account Total	0	0	197,582	197,582	0	0
137993	ORP/TRS STATE & UNIV-ACADEMIC SPT						
	Expense						
	Benefits				425,000		
	Account Total	0	0	425,000	425,000	0	0
137994	MATCHING SOCIAL SECURITY-AS						
	Expense						
	Benefits				443,400		
	Account Total	0	0	443,400	443,400	0	0
137995	LONGEVITY-ACADEMIC SUPPORT						
	Expense						
	Salaries - Non-Faculty				110,700		
	Account Total	0	0	110,700	110,700	0	0
137996	SGIP-ACADEMIC SUPPORT						
	Expense						
	Benefits				746,100		
	Account Total	0	0	746,100	746,100	0	0
137997	WCI-ACADEMIC SUPPORT						
	Expense						
	Benefits				14,300		
	Account Total	0	0	14,300	14,300	0	0
137998	UCI-ACADEMIC SUPPORT						
	Expense						
	Benefits				16,800		
	Account Total	0	0	16,800	16,800	0	0

Printed on a Xerox 9700 Laser Printing System at the Computing Services Center / Texas A&M University

Form: URGB01 (02/05/85)

Account	Description	Beginning Balance	Revenues	Net Allocations	Expenditures	Increase (Decrease)	Ending Balance
140001	CENTER FOR YOUNG CHILDREN						
	Expense						
	Salaries - Non-Faculty				285,469		
	Account Total	0	0	285,469	285,469	0	0
140005-00001	FARM-OPERATING						
	Expense						
	Salaries - Non-Faculty				74,474		
	Account Total	0	0	74,474	74,474	0	0
141803	RESEARCH & SPONSORED PROGRAMS						
	Expense						
	Salaries - Non-Faculty				383,822		
	Account Total	0	0	383,822	383,822	0	0
141993	ORP/TRS STATE & UNIV-RESEARCH						
	Expense						
	Benefits				105,900		
	Account Total	0	0	105,900	105,900	0	0
141994	MATCHING SOCIAL SECURITY-RESEARCH						
	Expense						
	Benefits				110,500		
	Account Total	0	0	110,500	110,500	0	0
141995	LONGEVITY-RESEARCH						
	Expense						
	Salaries - Non-Faculty				58,500		
	Account Total	0	0	58,500	58,500	0	0
141996	SGIP-RESEARCH						
	Expense						
	Benefits				185,900		
	Account Total	0	0	185,900	185,900	0	0
141997	WCI-RESEARCH						
	Expense						
	Benefits				3,600		
	Account Total	0	0	3,600	3,600	0	0
141998	UCI-RESEARCH						
	Expense						
	Benefits				4,200		
	Account Total	0	0	4,200	4,200	0	0

Printed on a Xerox 9700 Laser Printing System at the Computing Services Center / Texas A&M University

Form: URGB01 (02/05/85)

Account	Description	Beginning Balance	Revenues	Net Allocations	Expenditures	Increase (Decrease)	Ending Balance
145020-00003	MATCH-MD 503004-ANIMAL/BIOL MATERIA						
	Expense						
	Salaries - Faculty				6		
	Salaries - Non-Faculty				3		
	Account Total	0	0	9	9	0	0
145020-00004	MATCH-MD 503004-YR17 ANIMAL/BIOL						
	Expense						
	Salaries - Faculty				811		
	Salaries - Non-Faculty				17,007		
	Account Total	0	0	17,818	17,818	0	0
145044-00006	MATCH-MD 535003-JONES RESEARCH						
	Expense						
	Salaries - Faculty				38,736		
	Salaries - Non-Faculty				1,130		
	Account Total	0	0	39,866	39,866	0	0
145044-00007	MATCH-MD 535501-LAGMADRE ESTUARY						
	Expense						
	Salaries - Faculty				6,497		
	Account Total	0	0	6,497	6,497	0	0
145049-00001	MATCH-MD-507006-NCR DOCTORAL FELLOW						
	Expense						
	Salaries - Faculty				11,298		
	Account Total	0	0	11,298	11,298	0	0
145412-00006	MATCH-MD 537005 2015-16 TITLE IVE						
	Expense						
	Salaries - Faculty				60,011		
	Account Total	0	0	60,011	60,011	0	0
148101	LIBRARY OPERATIONS						
	Expense						
	Salaries - Non-Faculty				204,554		
	Operations and Maintenance				93,000		
	Account Total	0	0	297,554	297,554	0	0
150020	OFFICE OF FACILITIES MANAGEMENT						
	Expense						
	Salaries - Non-Faculty				175,000		
	Account Total	0	0	175,000	175,000	0	0
151001	UNIVERSITY POLICE						
	Expense						
	Salaries - Non-Faculty				982,936		
	Account Total	0	0	982,936	982,936	0	0

Printed on a Xerox 9700 Laser Printing System at the Computing Services Center / Texas A&M University

Form: URGB01 (02/05/85)

Account	Description	Beginning Balance	Revenues	Net Allocations	Expenditures	Increase (Decrease)	Ending Balance
154007	CLASSROOM TECHNOLOGY						
	Expense						
	Salaries - Non-Faculty				65,000		
	Operations and Maintenance				55,000		
	Account Total	0	0	120,000	120,000	0	0
156001	ENGINEERING AND CAMPUS PLANNING						
	Expense						
	Salaries - Non-Faculty				362,999		
	Account Total	0	0	362,999	362,999	0	0
157001	CENTRAL RECEIVING AND STOREROOM						
	Expense						
	Salaries - Non-Faculty				69,539		
	Account Total	0	0	69,539	69,539	0	0
158001	OFFICE OF RISK & COMPLIANCE						
	Expense						
	Salaries - Non-Faculty				289,640		
	Account Total	0	0	289,640	289,640	0	0
158993	ORP/TRS STATE & UNIV-O&M PLANT						
	Expense						
	Benefits				142,000		
	Account Total	0	0	142,000	142,000	0	0
158994	MATCHING SOCIAL SECURITY-O&M PLANT						
	Expense						
	Benefits				148,100		
	Account Total	0	0	148,100	148,100	0	0
158995	LONGEVITY-O&M PLANT						
	Expense						
	Salaries - Non-Faculty				28,000		
	Account Total	0	0	28,000	28,000	0	0
158996	SGIP-O&M PLANT						
	Expense						
	Benefits				249,200		
	Account Total	0	0	249,200	249,200	0	0
158997	WCI-O&M PLANT						
	Expense						
	Benefits				4,800		
	Account Total	0	0	4,800	4,800	0	0

Printed on a Xerox 9700 Laser Printing System at the Computing Services Center / Texas A&M University

Form: URGB01 (02/05/85)

Account	Description	Beginning Balance	Revenues	Net Allocations	Expenditures	Increase (Decrease)	Ending Balance
158998	UCI-O&M PLANT						
	Expense						
	Benefits				5,600		
	Account Total	0	0	5,600	5,600	0	0
160001	TUITION REMISSIONS AND EXEMPTIONS						
	Expense						
	Scholarships				1,005,000		
	Account Total	0	0	1,005,000	1,005,000	0	0
160002	TUITION REBATE						
	Expense						
	Scholarships				30,000		
	Account Total	0	0	30,000	30,000	0	0
160020	CITRUS CENTER						
	Expense						
	Salaries - Faculty				143,592		
	Salaries - Non-Faculty				347,801		
	Utilities				3,000		
	Operations and Maintenance				2,261		
	Account Total	0	0	496,654	496,654	0	0
160021-00027	MATCH-VC 571244-TECH SUPPORT						
	Expense						
	Salaries - Faculty				1,125		
	Account Total	0	0	1,125	1,125	0	0
160024-00003	MATCH-VC 571241-ALL PLANT-GENE GUN						
	Expense						
	Salaries - Faculty				1,125		
	Account Total	0	0	1,125	1,125	0	0
160024-00005	MATCH-VC - 521009 - WATER..						
	Expense						
	Salaries - Faculty				2,249		
	Account Total	0	0	2,249	2,249	0	0
160024-00010	MATCH-VC/TE 502010-BRIDGING STUDENT						
	Expense						
	Salaries - Faculty				16,869		
	Account Total	0	0	16,869	16,869	0	0
160030	JOHN E CONNER MUSEUM						
	Expense						
	Salaries - Non-Faculty				70,734		
	Account Total	0	0	70,734	70,734	0	0

Printed on a Xerox 9700 Laser Printing System at the Computing Services Center / Texas A&M University

Form: URGB01 (02/05/85)

Account	Description	Beginning Balance	Revenues	Net Allocations	Expenditures	Increase (Decrease)	Ending Balance
160040	INST ENHANC-PROG DEV-STUDNT SUCCESS						
	Expense						
	Salaries - Faculty				46,815		
	Salaries - Non-Faculty				108,650		
	Account Total	0	0	155,465	155,465	0	0
160041	INST ENHANCE-PROG DEV-COL OF ED						
	Expense						
	Salaries - Faculty				303,872		
	Salaries - Non-Faculty				62,459		
	Account Total	0	0	366,331	366,331	0	0
160042	INST ENHANC-PROG DEV-COL OF AG						
	Expense						
	Salaries - Faculty				383,344		
	Account Total	0	0	383,344	383,344	0	0
160043-00001	FAC/STAFF SALARIES-INST ENHANC-CLAS						
	Expense						
	Salaries - Faculty				1,134,724		
	Account Total	0	0	1,134,724	1,134,724	0	0
160044	INST ENHANC-PROG DEV-COLL OF BUS						
	Expense						
	Salaries - Faculty				204,581		
	Account Total	0	0	204,581	204,581	0	0
160045	INST ENHANC-PROG DEV-CSDO						
	Expense						
	Salaries - Faculty				283,829		
	Account Total	0	0	283,829	283,829	0	0
160048	PH.D IN ENVIRONMENTAL ENGINEERING						
	Expense						
	Salaries - Non-Faculty				51,000		
	Operations and Maintenance				30,230		
	Account Total	0	0	81,230	81,230	0	0
160060	VET TECH PROGRAM						
	Expense						
	Salaries - Faculty				276,171		
	Salaries - Non-Faculty				182,453		
	Operations and Maintenance				186,560		
	Equipment (Capitalized)				20,000		
	Account Total	0	0	665,184	665,184	0	0

Printed on a Xerox 9700 Laser Printing System at the Computing Services Center / Texas A&M University

Form: URGB01 (02/05/85)

Account	Description	Beginning Balance	Revenues	Net Allocations	Expenditures	Increase (Decrease)	Ending Balance
160130	INST ENHANC-EXP ENG EDUCATION						
	Expense						
	Salaries - Faculty				478,290		
	Salaries - Non-Faculty				129,114		
	Account Total	0	0	607,404	607,404	0	0
160150	WILDLIFE RESEARCH INSTITUTE						
	Expense						
	Salaries - Faculty				246,201		
	Salaries - Non-Faculty				167,870		
	Operations and Maintenance				2,382-		
	Account Total	0	0	411,689	411,689	0	0
160153-00001	MATCH-VC 533007-CWD WHITE TAIL DEER						
	Expense						
	Salaries - Faculty				2,006		
	Account Total	0	0	2,006	2,006	0	0
160170	SOUTH TEXAS ARCHIVES						
	Expense						
	Salaries - Faculty				31,652		
	Operations and Maintenance				46,677		
	Account Total	0	0	78,329	78,329	0	0
160320-00001	TCRF FY18&19 CITRUS CENTER						
	Expense						
	Salaries - Faculty				97,920		
	Salaries - Non-Faculty				275,044		
	Operations and Maintenance				2,036		
	Account Total	0	0	375,000	375,000	0	0
160321	TCRF FY18&19 LIBRARY RS ACQUISITION						
	Expense						
	Operations and Maintenance				15,000		
	Account Total	0	0	15,000	15,000	0	0
160323-00001	TCRF FY18&19 NEW FACULTY START-UP						
	Expense						
	Operations and Maintenance				310,000		
	Account Total	0	0	310,000	310,000	0	0
160324-00001	TCRF FY18&19 INST UNDERGRAD RESEARC						
	Expense						
	Wages				35,000		
	Operations and Maintenance				5,000		
	Account Total	0	0	40,000	40,000	0	0

Printed on a Xerox 9700 Laser Printing System at the Computing Services Center / Texas A&M University

Form: URGB01 (02/05/85)

Account	Description	Beginning Balance	Revenues	Net Allocations	Expenditures	Increase (Decrease)	Ending Balance
160325-00001	TCRF FY18&19 OSR OPERATING						
	Expense						
	Operations and Maintenance				75,000		
	Account Total	0	0	75,000	75,000	0	0
160325-00002	TCRF FY18&19 OSR MATCH						
	Expense						
	Operations and Maintenance				94,585		
	Account Total	0	0	94,585	94,585	0	0
160326-00001	TCRF FY18&19 UNIV.RESEARCH AWARDS						
	Expense						
	Operations and Maintenance				200,000		
	Account Total	0	0	200,000	200,000	0	0
160350	KING RANCH INSTITUTE FOR RANCH MGMT						
	Expense						
	Salaries - Non-Faculty				274,416		
	Wages				2,960		
	Operations and Maintenance				3,124		
	Account Total	0	0	280,500	280,500	0	0
160975	HEF-SERVER REFRESH						
	Expense						
	Operations and Maintenance				200,000		
	Equipment (Capitalized)				80,000		
	Account Total	0	0	280,000	280,000	0	0
160976	HEF-PHONE REFRESH						
	Expense						
	Operations and Maintenance				200,000		
	Equipment (Capitalized)				50,000		
	Account Total	0	0	250,000	250,000	0	0
160977	HEF-LIBRARY-OPER/SUBSCRIPTIONS						
	Expense						
	Operations and Maintenance				1,050,000		
	Account Total	0	0	1,050,000	1,050,000	0	0
160978	HEF-COMPUTER REFRESH						
	Expense						
	Operations and Maintenance				350,000		
	Account Total	0	0	350,000	350,000	0	0
160979	HEF-NETWORK REFRESH						
	Expense						
	Operations and Maintenance				200,000		
	Equipment (Capitalized)				50,000		
	Account Total	0	0	250,000	250,000	0	0

Printed on a Xerox 9700 Laser Printing System at the Computing Services Center / Texas A&M University

Form: URGB01 (02/05/85)

Account	Description	Beginning Balance	Revenues	Net Allocations	Expenditures	Increase (Decrease)	Ending Balance
160985	HEF-CLASSROOM REFRESH						
	Expense						
	Operations and Maintenance				300,000		
	Equipment (Capitalized)				25,000		
	Account Total	0	0	325,000	325,000	0	0
199920	ALLOW FOR DOUBTFUL ACCTS-E&G						
	Revenue						
	Tuition - Designate		19,825				
	Expense						
	Other Non-Operating Expense				19,825		
	Account Total	0	19,825	0	19,825	0	0
199960	E&G LUMP SUM VAC SERVICE DEPT						
	Expense						
	Wages				200,000		
	Account Total	0	0	200,000	200,000	0	0
199999	TUITION DISCOUNTING-E&G EXP						
	Expense						
	Scholarship Discounts				1,447-		
	Account Total	0	0	0	1,447-	1,447	1,447

Printed on a Xerox 9700 Laser Printing System at the Computing Services Center / Texas A&M University

Form: URGB01 (02/05/85)

Account	Description	Beginning Balance	Revenues	Net Allocations	Expenditures	Increase (Decrease)	Ending Balance
Functional and General Funds - Board Approved							
	Revenue						
	State Approp - Gene		38,509,310				
	State Approp - Bene		9,086,535				
	Higher Education Fu		8,966,056				
	Tuition - State		17,413,200				
	Tuition - Designate		19,825				
	Discounts and Allow		5,261,445-				
	Fees		260,900				
	Discounts and Allow		74,734-				
	Exemptions		1,005,000				
	Sales and Services		240,000				
	Investment Income		100,000				
	Expense						
	Salaries - Faculty				26,706,168		
	Salaries - Non-Faculty				18,387,828		
	Wages				237,960		
	Benefits				13,023,200		
	Utilities				3,000		
	Scholarships				1,035,000		
	Scholarship Discounts				1,447-		
	Operations and Maintenance				3,459,091		
	Equipment (Capitalized)				225,000		
	Other Non-Operating Expense				19,825		
	Grand Total	2,300,000	70,264,647	14,634,415-	63,095,625	7,465,393-	5,165,393-

Printed on a Xerox 9700 Laser Printing System at the Computing Services Center / Texas A&M University

Account	Description	Beginning Balance	Revenues	Net Allocations	Expenditures	Increase (Decrease)	Ending Balance

****
* *
* BLANK PAGE *
* *
****

Form: URGB01 (02/05/85)
Printed on a Xerox 9700 Laser Printing System at the Computing Services Center / Texas A&M University

Form: URGB01 (02/05/85)

Account	Description	Beginning Balance	Revenues	Net Allocations	Expenditures	Increase (Decrease)	Ending Balance
200001	DESIGNATED-BUDGETS DUMMY						
	Revenue						
	Fees		540,000				
	Contracts and Grant		160,000				
	Gifts		190,000				
	Sales and Services		600,000				
	Other Operating Inc		80,000				
	Expense						
	Wages				140,000		
	Benefits				14,000		
	Utilities				5,700		
	Scholarships				42,700		
	Operations and Maintenance				165,200		
	Account Total	3,600,000	1,570,000	0	367,600	1,202,400	4,802,400
200320	ALLOW FOR DOUBTFUL ACCTS-DESIG						
	Expense						
	Other Non-Operating Expense				75,275		
	Account Total	0	0	0	75,275	75,275-	75,275-
200605	INTERNATIONAL STUDENT INSURANCE						
	Revenue						
	Sales and Services		1,500,000				
	Expense						
	Operations and Maintenance				1,500,000		
	Account Total	0	1,500,000	0	1,500,000	0	0
201571	INVESTMENT GAINS HOLDING ACCOUNT						
	Revenue						
	Investment Income		750,000				
	Account Total	7,500,000	750,000	0	0	750,000	8,250,000
201641	LATE PAYMENT FEE						
	Revenue						
	Fees		100,000				
	Expense						
	Salaries - Non-Faculty				53,960		
	Benefits				15,878		
	Operations and Maintenance				30,162		
	Account Total	0	100,000	0	100,000	0	0
201650	LATE REGISTRATION FEE-BUSO						
	Revenue						
	Fees		20,600				
	Expense						
	Operations and Maintenance				20,600		
	Account Total	0	20,600	0	20,600	0	0

Printed on a Xerox 9700 Laser Printing System at the Computing Services Center / Texas A&M University

Form: URGB01 (02/05/85)

Account	Description	Beginning Balance	Revenues	Net Allocations	Expenditures	Increase (Decrease)	Ending Balance
201651	FALL LATE REGISTRATION FEE-BUSO						
	Revenue						
	Fees		14,800				
	Expense						
	Operations and Maintenance				14,800		
	Account Total	0	14,800	0	14,800	0	0
201652	LATE REGISTRATION FEE-EMGT						
	Revenue						
	Fees		20,600				
	Expense						
	Operations and Maintenance				20,600		
	Account Total	0	20,600	0	20,600	0	0
201653	FALL LATE REGISTRATION FEE-EMGT						
	Revenue						
	Fees		15,000				
	Expense						
	Operations and Maintenance				15,000		
	Account Total	0	15,000	0	15,000	0	0
202010	TAMUK-FOUNDATION, INC. (IDT)-PRIV						
	Revenue						
	Other Operating Inc		300,000				
	Expense						
	Salaries - Non-Faculty				161,200		
	Benefits				27,825		
	Account Total	0	300,000	0	189,025	110,975	110,975
209520	RESIDUAL-RESEARCH-CKWR						
	Revenue						
	Contracts and Grant		18,447				
	Expense						
	Salaries - Non-Faculty				17,135		
	Benefits				1,312		
	Account Total	0	18,447	0	18,447	0	0
214520	MUSEUM FUND CITY OF KINGSVILLE						
	Revenue						
	Contracts and Grant		56,954				
	Expense						
	Salaries - Non-Faculty				56,141		
	Benefits				813		
	Account Total	0	56,954	0	56,954	0	0

Printed on a Xerox 9700 Laser Printing System at the Computing Services Center / Texas A&M University

Form: URGB01 (02/05/85)

Account	Description	Beginning Balance	Revenues	Net Allocations	Expenditures	Increase (Decrease)	Ending Balance
215018-00001	JAVELINA ON THE BORDER GOLF CLASSIC						
	Revenue						
	Gifts		3,000				
	Sales and Services		10,000				
	Expense						
	Scholarships				13,000		
	Account Total	0	13,000	0	13,000	0	0
215050	ATHLETICS-REGULAR HIGH SCHOOL ACTIV						
	Revenue						
	Sales and Services		155,000				
	Account Total	0	155,000	0	0	155,000	155,000
215051	ATHLETICS-PLAYOFF GAMES HIGH SCHOOL						
	Revenue						
	Sales and Services		39,100				
	Account Total	0	39,100	0	0	39,100	39,100
215092	UNIVERSITY FRUIT SALES						
	Revenue						
	Sales and Services		29,484				
	Expense						
	Salaries - Non-Faculty				29,484		
	Account Total	0	29,484	0	29,484	0	0
216100-00001	USF FALL-RESIDENT-UNDERGRAD						
	Revenue						
	Fees		4,858,750				
	Exemptions		364,000				
	Account Total	0	5,222,750	5,222,750-	0	0	0
216100-00002	USF FALL-RESIDENT-GRAD						
	Revenue						
	Fees		319,000				
	Exemptions		21,700				
	Account Total	0	340,700	340,700-	0	0	0
216101-00001	USF FALL-NONRESIDENT-UNDERGRAD						
	Revenue						
	Fees		362,100				
	Exemptions		225				
	Account Total	0	362,325	362,325-	0	0	0
216101-00002	USF FALL-NONRESIDENT-GRAD						
	Revenue						
	Fees		391,050				
	Exemptions		14,500				
	Account Total	0	405,550	405,550-	0	0	0

Printed on a Xerox 9700 Laser Printing System at the Computing Services Center / Texas A&M University

Form: URGB01 (02/05/85)

Account	Description	Beginning Balance	Revenues	Net Allocations	Expenditures	Increase (Decrease)	Ending Balance
216102-00001	USF SPR/SUMM-RESIDENT-UNDERGRAD						
	Revenue						
	Fees		5,574,000				
	Exemptions		391,000				
	Account Total	0	5,965,000	5,965,000-	0	0	0
216102-00002	USF SPR/SUMM-RESIDENT-GRAD						
	Revenue						
	Fees		391,000				
	Exemptions		25,000				
	Account Total	0	416,000	416,000-	0	0	0
216103-00001	USF SPR/SUMM-NONRESIDENT-UNDERGRAD						
	Revenue						
	Fees		462,075				
	Exemptions		1,125				
	Account Total	0	463,200	463,200-	0	0	0
216103-00002	USF SPR/SUMM-NONRESIDENT-GRAD						
	Revenue						
	Fees		406,200				
	Exemptions		16,000				
	Account Total	0	422,200	422,200-	0	0	0
216109	USF UNAPPROPRIATED						
	Account Total	7,200,000	0	2,032,161-	0	2,032,161-	5,167,839
216200	USF ACADEMIC ADVISING OPERATING						
	Expense						
	Salaries - Non-Faculty				353,732		
	Benefits				123,184		
	Operations and Maintenance				22,290		
	Account Total	0	0	499,206	499,206	0	0
216205	USF ID CARD OPERATING						
	Expense						
	Salaries - Non-Faculty				51,924		
	Benefits				15,558		
	Operations and Maintenance				226,491		
	Account Total	0	0	293,973	293,973	0	0
216210	USF INTERNTNL ED SCHOLARSHIP						
	Expense						
	Scholarships				48,700		
	Account Total	0	0	48,700	48,700	0	0

Printed on a Xerox 9700 Laser Printing System at the Computing Services Center / Texas A&M University

Form: URGB01 (02/05/85)

Account	Description	Beginning Balance	Revenues	Net Allocations	Expenditures	Increase (Decrease)	Ending Balance
216215	USF REGISTRAR OPERATING						
	Expense						
	Salaries - Non-Faculty				63,987		
	Benefits				12,151		
	Operations and Maintenance				135,188		
	Account Total	0	0	211,326	211,326	0	0
216220	USF ITECH OPERATING						
	Expense						
	Salaries - Non-Faculty				1,370,570		
	Wages				120,000		
	Benefits				389,326		
	Operations and Maintenance				310,000		
	Account Total	0	0	2,189,896	2,189,896	0	0
216221	USF ITECH MAINT. CONTRACT RENEWALS						
	Expense						
	Operations and Maintenance				367,931		
	Account Total	0	0	367,931	367,931	0	0
216222	USF DISTANCE LEARNING						
	Expense						
	Salaries - Non-Faculty				482,629		
	Wages				5,000		
	Benefits				127,333		
	Operations and Maintenance				196,718		
	Account Total	0	0	811,680	811,680	0	0
216223	DLIT AUDIO/VISUAL						
	Expense						
	Wages				80,000		
	Account Total	0	0	80,000	80,000	0	0
216230	USF LIBRARY OPERATIONS						
	Expense						
	Salaries - Faculty				664,437		
	Salaries - Non-Faculty				459,062		
	Wages				50,000		
	Benefits				321,776		
	Operations and Maintenance				242,884		
	Account Total	0	0	1,738,159	1,738,159	0	0
216240	USF SUSTAINABILITY OPERATIONS						
	Expense						
	Salaries - Non-Faculty				84,298		
	Benefits				22,361		
	Account Total	0	0	106,659	106,659	0	0

Printed on a Xerox 9700 Laser Printing System at the Computing Services Center / Texas A&M University

Form: URGB01 (02/05/85)

Account	Description	Beginning Balance	Revenues	Net Allocations	Expenditures	Increase (Decrease)	Ending Balance
216245	USF TRANSPORTATION & SAFETY OPER						
	Expense						
	Operations and Maintenance				322,200		
	Account Total	0	0	322,200	322,200	0	0
216250	USF GRADUATION OPERATING						
	Expense						
	Operations and Maintenance				49,500		
	Account Total	0	0	49,500	49,500	0	0
216252	USF SPECIAL PROJECTS						
	Expense						
	Operations and Maintenance				10,000		
	Account Total	0	0	10,000	10,000	0	0
216255-00001	USF CLAS ENHANCEMENT						
	Expense						
	Operations and Maintenance				423,011		
	Account Total	0	0	423,011	423,011	0	0
216256-00001	USF CLAG ENHANCEMENT-CLAG						
	Expense						
	Operations and Maintenance				75,182		
	Account Total	0	0	75,182	75,182	0	0
216257	USF CLBA ENHANCEMENT						
	Expense						
	Operations and Maintenance				107,523		
	Account Total	0	0	107,523	107,523	0	0
216258	USF CLED ENHANCEMENT						
	Expense						
	Operations and Maintenance				19,813		
	Account Total	0	0	19,813	19,813	0	0
216259-00001	USF CLEN ENHANCEMENT-CLEN						
	Expense						
	Operations and Maintenance				98,998		
	Account Total	0	0	98,998	98,998	0	0
216260	USF AVPS ENHANCEMENT						
	Expense						
	Operations and Maintenance				5,500		
	Account Total	0	0	5,500	5,500	0	0
216266	USF WESLACO ENGINEERING SCHOLARSHIP						
	Expense						
	Scholarships				40,000		
	Account Total	0	0	40,000	40,000	0	0

Printed on a Xerox 9700 Laser Printing System at the Computing Services Center / Texas A&M University

Form: URGB01 (02/05/85)

Account	Description	Beginning Balance	Revenues	Net Allocations	Expenditures	Increase (Decrease)	Ending Balance
216270	USF MITC						
	Expense						
	Operations and Maintenance				100,000		
	Account Total	0	0	100,000	100,000	0	0
216280	USF ENTERPRISE INFORMATION SYSTEM						
	Expense						
	Operations and Maintenance				200,000		
	Account Total	0	0	200,000	200,000	0	0
216281	USF SSC CONTRACT ALLOCATION						
	Expense						
	Operations and Maintenance				3,875,278		
	Account Total	0	0	3,875,278	3,875,278	0	0
216282	USF UTILITIES						
	Expense						
	Utilities				2,251,600		
	Account Total	0	0	2,251,600	2,251,600	0	0
216290	USF-SAGO ASSESSMENT						
	Expense						
	Operations and Maintenance				823,634		
	Account Total	0	0	823,634	823,634	0	0
216298	USF SALARY SAVINGS						
	Expense						
	Salaries - Non-Faculty				65,577-		
	Operations and Maintenance				187,856-		
	Account Total	0	0	253,433-	253,433-	0	0
216400	CLBA-DISTANCE LEARNING FEE REV						
	Revenue						
	Fees		291,500				
	Exemptions		20,000				
	Account Total	0	311,500	311,500-	0	0	0
216405	CLBA-DISTANCE LEARNING FEE OPER						
	Expense						
	Salaries - Faculty				200,000		
	Benefits				40,000		
	Account Total	0	0	240,000	240,000	0	0
216409	CLBA-DISTANCE LEARNING UNAPPROP						
	Account Total	530,000	0	51,500	0	51,500	581,500

Printed on a Xerox 9700 Laser Printing System at the Computing Services Center / Texas A&M University

Form: URGB01 (02/05/85)

Account	Description	Beginning Balance	Revenues	Net Allocations	Expenditures	Increase (Decrease)	Ending Balance
216550	GROUP HOSPITAL FEE						
	Revenue						
	Fees		510,700				
	Exemptions		40,600				
	Sales and Services		30,000				
	Account Total	0	581,300	581,300-	0	0	0
216551	FALL-GROUP HOSPITAL FEE						
	Revenue						
	Fees		369,900				
	Exemptions		29,400				
	Account Total	0	399,300	399,300-	0	0	0
216554	WOMEN'S ENRICHMENT						
	Expense						
	Operations and Maintenance				6,000		
	Account Total	0	0	6,000	6,000	0	0
216555	HEALTH SERVICES AND WELLNESS						
	Expense						
	Salaries - Non-Faculty				520,144		
	Wages				28,000		
	Benefits				101,672		
	Utilities				18,950		
	Operations and Maintenance				101,950		
	Account Total	0	0	770,716	770,716	0	0
216556	HEALTH SERVICES AND WELLNESS-SALES						
	Revenue						
	Sales and Services		20,000				
	Expense						
	Operations and Maintenance				20,000		
	Account Total	0	20,000	0	20,000	0	0
216558	SALARY SAVINGS-GROUP HOSPITAL FEE						
	Expense						
	Salaries - Non-Faculty				22,237-		
	Operations and Maintenance				17,077-		
	Account Total	0	0	39,314-	39,314-	0	0
216559	GROUP HOSPITAL FEE-UNAPPROPRIATED						
	Account Total	1,785,000	0	173,198	0	173,198	1,958,198
216600	APPLIED MUSIC FEE - REV (LOCAL)						
	Revenue						
	Fees		33,700				
	Exemptions		1,700				
	Account Total	0	35,400	35,400-	0	0	0

Printed on a Xerox 9700 Laser Printing System at the Computing Services Center / Texas A&M University

Account	Description	Beginning Balance	Revenues	Net Allocations	Expenditures	Increase (Decrease)	Ending Balance
216601	APPLIED MUSIC FEE-FALL REV (LOCAL)						
	Revenue						
	Fees		24,500				
	Exemptions		1,200				
	Account Total	0	25,700	25,700-	0	0	0
216605	APPLIED MUSIC FEE-OPERATING						
	Expense						
	Salaries - Faculty				22,022		
	Benefits				4,528		
	Operations and Maintenance				15,000		
	Account Total	0	0	41,550	41,550	0	0
216609	APPLIED MUSIC FEE-UNAPPROPRIATED						
	Account Total	19,000	0	16,650	0	16,650	35,650
216750	STUDENT CENTER COMPLEX FEE-REVENUE						
	Revenue						
	Fees		716,500				
	Exemptions		59,100				
	Sales and Services		66,800				
	Account Total	0	842,400	842,400-	0	0	0
216751	FALL-STUDENT CENTER COMPLEX FEE						
	Revenue						
	Fees		518,800				
	Exemptions		42,900				
	Account Total	0	561,700	561,700-	0	0	0
216759	STUDENT CENTER COMPLEX FEE-UNAPPRO						
	Account Total	700,000	0	419,881	0	419,881	1,119,881
216800	APPLICATION FEE UNDERGRAD-REV						
	Revenue						
	Fees		86,500				
	Exemptions		7,000				
	Account Total	0	93,500	93,500-	0	0	0
216801	INTERNATIONAL APPL-UNDERGRAD-REV						
	Revenue						
	Fees		16,500				
	Account Total	0	16,500	16,500-	0	0	0

Form: URGB01 (02/05/85)
Printed on a Xerox 9700 Laser Printing System at the Computing Services Center / Texas A&M University

Form: URGB01 (02/05/85)

Account	Description	Beginning Balance	Revenues	Net Allocations	Expenditures	Increase (Decrease)	Ending Balance
216805	ADMISSIONS OPERATING						
	Expense						
	Salaries - Non-Faculty				47,365		
	Wages				15,000		
	Benefits				4,499		
	Operations and Maintenance				15,000		
	Account Total	0	0	81,864	81,864	0	0
216809	APPLIC FEE-UNDERGRAD-UNAPPROPR						
	Account Total	70,000	0	21,136	0	21,136	91,136
216850	APPLICATION FEE GRAD-REV						
	Revenue						
	Fees		31,000				
	Exemptions		900				
	Account Total	0	31,900	31,900-	0	0	0
216851	INTERNATIONAL APPL-GRAD-REV						
	Revenue						
	Fees		89,000				
	Exemptions		100				
	Account Total	0	89,100	89,100-	0	0	0
216855	GRADUATE ADMISSIONS						
	Expense						
	Salaries - Non-Faculty				94,099		
	Wages				5,000		
	Benefits				26,478		
	Operations and Maintenance				8,000		
	Account Total	0	0	133,577	133,577	0	0
216856	STUDENT & SCHOLAR SERVICE SUPPORT						
	Expense						
	Operations and Maintenance				3,000		
	Account Total	0	0	3,000	3,000	0	0
216859	APPLICATION FEE-GRAD-UNAPPROPRIATED						
	Account Total	400,000	0	16,577-	0	16,577-	383,423
218000	DESIG TUITION-RES UNDERGR-SPR/SUMM						
	Revenue						
	Tuition - Designate		7,712,500				
	Exemptions		560,600				
	Account Total	0	8,273,100	8,273,100-	0	0	0

Printed on a Xerox 9700 Laser Printing System at the Computing Services Center / Texas A&M University

Form: URGB01 (02/05/85)

Account	Description	Beginning Balance	Revenues	Net Allocations	Expenditures	Increase (Decrease)	Ending Balance
218001	DESIG TUITION-RES UNDERGR-FALL						
	Revenue						
	Tuition - Designate		7,176,300				
	Exemptions		555,900				
	Account Total	0	7,732,200	7,732,200-	0	0	0
218003	PROVOST - OPERATIONS						
	Expense						
	Operations and Maintenance				11,365		
	Account Total	0	0	11,365	11,365	0	0
218004	GREENHOUSE LEASE						
	Expense						
	Operations and Maintenance				7,200		
	Account Total	0	0	7,200	7,200	0	0
218005	ENROLLMENT MANAGEMENT-CROFT						
	Expense						
	Operations and Maintenance				105,457		
	Account Total	0	0	105,457	105,457	0	0
218006	CALL CENTER						
	Expense						
	Wages				45,908		
	Benefits				300		
	Operations and Maintenance				152,810		
	Account Total	0	0	199,018	199,018	0	0
218007	OFFICE OF ENROLLMENT MANAGEMENT						
	Expense						
	Operations and Maintenance				168,170		
	Account Total	0	0	168,170	168,170	0	0
218008-00001	DESIG TUIT-SPR/SUM NONRES UG						
	Revenue						
	Tuition - Designate		441,700				
	Exemptions		4,700				
	Account Total	0	446,400	446,400-	0	0	0
218008-00002	DESIG TUIT-SPR/SUM NONRES GRAD						
	Revenue						
	Tuition - Designate		820,500				
	Exemptions		6,800				
	Account Total	0	827,300	827,300-	0	0	0

Printed on a Xerox 9700 Laser Printing System at the Computing Services Center / Texas A&M University

Form: URGB01 (02/05/85)

Account	Description	Beginning Balance	Revenues	Net Allocations	Expenditures	Increase (Decrease)	Ending Balance
218009-00001	DESIG TUIT-FALL NONRESIDENT UG						
	Revenue						
	Tuition - Designate		380,700				
	Exemptions		2,900				
	Account Total	0	383,600	383,600-	0	0	0
218009-00002	DESIG TUIT-FALL NONRESIDENT GRAD						
	Revenue						
	Tuition - Designate		915,700				
	Exemptions		5,700				
	Account Total	0	921,400	921,400-	0	0	0
218010	CIS - TELECOM						
	Expense						
	Operations and Maintenance				32,534		
	Account Total	0	0	32,534	32,534	0	0
218022	ALUMNI OFFICE						
	Expense						
	Operations and Maintenance				15,056		
	Account Total	0	0	15,056	15,056	0	0
218024	TRANSCULTURATION PROJECT TRAVEL						
	Expense						
	Operations and Maintenance				13,677		
	Account Total	0	0	13,677	13,677	0	0
218028	MAIL SERVICES						
	Revenue						
	Sales and Services		22,000				
	Expense						
	Salaries - Non-Faculty				42,100		
	Wages				20,000		
	Benefits				6,509		
	Operations and Maintenance				20,000		
	Account Total	0	22,000	66,609	88,609	0	0
218030	PRESIDENTIAL SERVICES						
	Expense						
	Salaries - Non-Faculty				336,465		
	Benefits				46,463		
	Account Total	0	0	382,928	382,928	0	0
218032	SIX SIGMA						
	Expense						
	Operations and Maintenance				20,000		
	Account Total	0	0	20,000	20,000	0	0

Printed on a Xerox 9700 Laser Printing System at the Computing Services Center / Texas A&M University

Account	Description	Beginning Balance	Revenues	Net Allocations	Expenditures	Increase (Decrease)	Ending Balance
218033	HAZARDOUS WASTE MANAGEMENT						
	Expense						
	Operations and Maintenance				80,000		
	Account Total	0	0	80,000	80,000	0	0
218036	DESIG TUITION-RES-GRAD-SPR/SUMM						
	Revenue						
	Tuition - Designate		1,045,200				
	Exemptions		67,600				
	Account Total	0	1,112,800	1,112,800-	0	0	0
218037	DESIG TUITION-RES-GRAD-FALL						
	Revenue						
	Tuition - Designate		700,600				
	Exemptions		37,800				
	Account Total	0	738,400	738,400-	0	0	0
218040	WRITING CENTER						
	Expense						
	Salaries - Non-Faculty				24,856		
	Benefits				7,637		
	Operations and Maintenance				130,000		
	Account Total	0	0	162,493	162,493	0	0
218043	TRB ADMINISTRATIVE EXPENSE						
	Expense						
	Operations and Maintenance				10,000		
	Account Total	0	0	10,000	10,000	0	0
218047	FY13 ACADEMIC AFFAIRS SUPPORT ACCT						
	Expense						
	Operations and Maintenance				56,310		
	Account Total	0	0	56,310	56,310	0	0
218048	FY13 GROWTH FUND						
	Expense						
	Operations and Maintenance				8,480		
	Account Total	0	0	8,480	8,480	0	0
218055	FACULTY/STAFF RECRUITMENT						
	Expense						
	Wages				59,000		
	Benefits				35,000		
	Operations and Maintenance				25,500		
	Account Total	0	0	119,500	119,500	0	0

Form: URGB01 (02/05/85)
Printed on a Xerox 9700 Laser Printing System at the Computing Services Center / Texas A&M University

Form: URGB01 (02/05/85)

Account	Description	Beginning Balance	Revenues	Net Allocations	Expenditures	Increase (Decrease)	Ending Balance
218062	TRANSFER SCHOLARSHIPS						
	Expense						
	Scholarships				150,000		
	Account Total	0	0	150,000	150,000	0	0
218063	RECRUITMENT SCHOLARSHIPS						
	Expense						
	Scholarships				25,000		
	Account Total	0	0	25,000	25,000	0	0
218064	STUDENT INTERNS						
	Expense						
	Wages				120,000		
	Scholarships				30,000		
	Account Total	0	0	150,000	150,000	0	0
218065	JAVELINA GOLDS						
	Expense						
	Scholarships				100,000		
	Account Total	0	0	100,000	100,000	0	0
218066	ACADEMIC EXCELLENCE						
	Expense						
	Scholarships				100,000		
	Account Total	0	0	100,000	100,000	0	0
218068	PRESIDENTIAL SCHOLARSHIPS						
	Expense						
	Scholarships				1,422,935		
	Account Total	0	0	1,422,935	1,422,935	0	0
218071	MARKETING CAMPAIGN						
	Expense						
	Operations and Maintenance				1,004,722		
	Account Total	0	0	1,004,722	1,004,722	0	0
218074	MATCH-STARS SCHOLARSHIP PROGRAM						
	Expense						
	Scholarships				37,500		
	Account Total	0	0	37,500	37,500	0	0
218076	MUSIC SCHOLARSHIPS						
	Expense						
	Scholarships				53,483		
	Account Total	0	0	53,483	53,483	0	0

Printed on a Xerox 9700 Laser Printing System at the Computing Services Center / Texas A&M University

Form: URGB01 (02/05/85)

Account	Description	Beginning Balance	Revenues	Net Allocations	Expenditures	Increase (Decrease)	Ending Balance
218077	CHORALE						
	Expense						
	Scholarships				13,000		
	Account Total	0	0	13,000	13,000	0	0
218079	QEP - FIELD TRIPS TRAVEL						
	Expense						
	Operations and Maintenance				11,627		
	Account Total	0	0	11,627	11,627	0	0
218080	STUDENT ENGAGEMENT BUDGETS						
	Expense						
	Benefits				1,076		
	Operations and Maintenance				84,574		
	Account Total	0	0	85,650	85,650	0	0
218081	INTERNATIONAL GRAD. ADM-RECRUITERS						
	Expense						
	Operations and Maintenance				77,000		
	Account Total	0	0	77,000	77,000	0	0
218083	LASERFICHE SHARED SERVICES						
	Expense						
	Operations and Maintenance				125,433		
	Account Total	0	0	125,433	125,433	0	0
218090	DESIGNATED TUITION-UNAPPROPRIATED						
	Account Total	0	0	1,802,801	0	1,802,801	1,802,801
218095	RESERVE FOR REVENUE DEFICIT						
	Expense						
	Benefits				100,000		
	Account Total	0	0	100,000	100,000	0	0
218097	DEFERRED COMPENSATION AWARD						
	Expense						
	Wages				50,000		
	Benefits				1,000		
	Account Total	0	0	51,000	51,000	0	0
218099	SALARY SAVINGS-DESIGNATED TUITION						
	Expense						
	Operations and Maintenance				38,702-		
	Account Total	0	0	38,702-	38,702-	0	0
218400	DES TUITION RES UNDERGR SET ASIDES						
	Expense						
	Scholarships				1,415,100		
	Account Total	700,000	0	1,415,100	1,415,100	0	700,000

Printed on a Xerox 9700 Laser Printing System at the Computing Services Center / Texas A&M University

Form: URGB01 (02/05/85)

Account	Description	Beginning Balance	Revenues	Net Allocations	Expenditures	Increase (Decrease)	Ending Balance
218405	DES TUITION RES GRAD SET ASIDES						
	Expense						
	Scholarships				157,200		
	Account Total	0	0	157,200	157,200	0	0
218998	TUITION DISCOUNTING (CONTRA REV)						
	Revenue						
	Discounts and Allow		4,851,775-				
	Discounts and Allow		3,796,202-				
	Expense						
	Scholarship Discounts				5,133,270-		
	Account Total	0	8,647,977-	0	5,133,270-	3,514,707-	3,514,707-
219000	RESIDENT PUBLIC EDUCATION GRANT						
	Expense						
	Scholarships				1,293,900		
	Account Total	1,000,000	0	1,293,900	1,293,900	0	1,000,000
219005	NON-RESIDENT PUBLIC EDUCATION GRANT						
	Expense						
	Scholarships				259,500		
	Account Total	800,000	0	259,500	259,500	0	800,000
219500	NEED BASED SCHOLARSHIP FUND						
	Revenue						
	Student Financial A		61,540				
	Expense						
	Scholarships				61,540		
	Account Total	0	61,540	0	61,540	0	0
220310	OFFICE OF THE PRESIDENT						
	Expense						
	Operations and Maintenance				45,303		
	Account Total	0	0	45,303	45,303	0	0
220315	OFFICE OF ACADEMIC AFFAIRS						
	Expense						
	Wages				7,519		
	Operations and Maintenance				19,893		
	Account Total	0	0	27,412	27,412	0	0
220316	ASSOCIATE VP - ACADEMIC AFFAIRS						
	Expense						
	Wages				700		
	Benefits				50		
	Operations and Maintenance				8,856		
	Account Total	0	0	9,606	9,606	0	0

Printed on a Xerox 9700 Laser Printing System at the Computing Services Center / Texas A&M University

Form: URGB01 (02/05/85)

Account	Description	Beginning Balance	Revenues	Net Allocations	Expenditures	Increase (Decrease)	Ending Balance
220317	OFFICE OF COMPLIANCE						
	Expense						
	Operations and Maintenance				34,975		
	Account Total	0	0	34,975	34,975	0	0
220319	INST PLANNING/ASSESSMENT-OPERATING						
	Expense						
	Wages				97		
	Operations and Maintenance				19,510		
	Account Total	0	0	19,607	19,607	0	0
220320	VP FINANCE & ADMINISTRATION						
	Expense						
	Operations and Maintenance				35,856		
	Account Total	0	0	35,856	35,856	0	0
220322	STRATEGIC SOURCING & GEN. SERVICES						
	Expense						
	Wages				3,571		
	Benefits				100		
	Operations and Maintenance				26,412		
	Account Total	0	0	30,083	30,083	0	0
220323	PAYROLL SERVICES						
	Expense						
	Salaries - Non-Faculty				72,800		
	Operations and Maintenance				30,811		
	Account Total	0	0	103,611	103,611	0	0
220324	AVP FINANCE AND COMPTROLLER						
	Expense						
	Wages				4,500		
	Operations and Maintenance				31,838		
	Account Total	0	0	36,338	36,338	0	0
220325	OFFICE OF PERSONNEL/EEO SERVICES						
	Expense						
	Wages				8,029		
	Operations and Maintenance				46,228		
	Account Total	0	0	54,257	54,257	0	0
220326	GRANTS & CONTRACTS						
	Expense						
	Operations and Maintenance				8,563		
	Account Total	0	0	8,563	8,563	0	0

Printed on a Xerox 9700 Laser Printing System at the Computing Services Center / Texas A&M University

Form: URGB01 (02/05/85)

Account	Description	Beginning Balance	Revenues	Net Allocations	Expenditures	Increase (Decrease)	Ending Balance
220327	BUSINESS OFFICE/LOANS & COLLECTIONS						
	Expense						
	Operations and Maintenance				14,624		
	Account Total	0	0	14,624	14,624	0	0
220328	ACCOUNTING/TRAVEL/PROP MGMT						
	Expense						
	Wages				13,500		
	Benefits				100		
	Operations and Maintenance				11,669		
	Account Total	0	0	25,269	25,269	0	0
220329	BUDGET OFFICE						
	Expense						
	Operations and Maintenance				7,447		
	Account Total	0	0	7,447	7,447	0	0
220415	OFFICE OF STUDENT FIN AID SERVICES						
	Expense						
	Wages				6,000		
	Operations and Maintenance				60,873		
	Account Total	0	0	66,873	66,873	0	0
220416	OFFICE OF AVP-STUDENT SUCCESS						
	Expense						
	Wages				109,771		
	Benefits				1,685		
	Operations and Maintenance				103,524		
	Account Total	0	0	214,980	214,980	0	0
220425	OFFICE OF REGISTRAR						
	Expense						
	Operations and Maintenance				2,750		
	Account Total	0	0	2,750	2,750	0	0
220426	OUTREACH & ENROLLMENT SUPPORT SVC						
	Expense						
	Wages				10,455		
	Operations and Maintenance				93,000		
	Account Total	0	0	103,455	103,455	0	0
220427	JAVELINA PREVIEW DAYS						
	Expense						
	Operations and Maintenance				70,000		
	Account Total	0	0	70,000	70,000	0	0

Printed on a Xerox 9700 Laser Printing System at the Computing Services Center / Texas A&M University

Form: URGB01 (02/05/85)

Account	Description	Beginning Balance	Revenues	Net Allocations	Expenditures	Increase (Decrease)	Ending Balance
220428	JAVELINA EXPRESS						
	Expense						
	Operations and Maintenance				11,584		
	Account Total	0	0	11,584	11,584	0	0
220429	VALLEY VISITOR CENTER						
	Expense						
	Operations and Maintenance				11,293		
	Account Total	0	0	11,293	11,293	0	0
221014	INSTITUTIONAL RESEARCH & ASSESSMENT						
	Expense						
	Wages				12,087		
	Operations and Maintenance				11,460		
	Account Total	0	0	23,547	23,547	0	0
221017	TEXAN BILLING						
	Expense						
	Operations and Maintenance				30,000		
	Account Total	0	0	30,000	30,000	0	0
221018	INSTIT. SUPPORT CONT & MAINT-FISCAL						
	Expense						
	Operations and Maintenance				179,220		
	Account Total	0	0	179,220	179,220	0	0
221019	ADA ACCOMMODATION						
	Expense						
	Wages				13,000		
	Account Total	0	0	13,000	13,000	0	0
221023	OFFICE OF DEVELOPMENT						
	Expense						
	Salaries - Non-Faculty				700,088		
	Wages				3,400		
	Benefits				115,122		
	Operations and Maintenance				284,338		
	Account Total	0	0	1,102,948	1,102,948	0	0
221025	PUBLIC AFFAIRS, PUB AND INFO SERV						
	Expense						
	Salaries - Non-Faculty				102,864		
	Wages				29,026		
	Benefits				38,511		
	Operations and Maintenance				66,819		
	Account Total	0	0	237,220	237,220	0	0

Printed on a Xerox 9700 Laser Printing System at the Computing Services Center / Texas A&M University

Form: URGB01 (02/05/85)

Account	Description	Beginning Balance	Revenues	Net Allocations	Expenditures	Increase (Decrease)	Ending Balance
221027	UNIVERSITY MAGAZINE-JAVELINA TODAY						
	Expense						
	Operations and Maintenance				120,000		
	Account Total	0	0	120,000	120,000	0	0
221035	COMMENCEMENT						
	Expense						
	Wages				50		
	Operations and Maintenance				426		
	Account Total	0	0	476	476	0	0
221042	TRAVEL & OUTREACH SA/AS/HS AREAS						
	Expense						
	Wages				3,000		
	Operations and Maintenance				65,000		
	Account Total	0	0	68,000	68,000	0	0
221043	PARENT CAMPAIGN						
	Expense						
	Operations and Maintenance				30,000		
	Account Total	0	0	30,000	30,000	0	0
221045	INSTITUTIONAL MEMBERSHIPS						
	Expense						
	Operations and Maintenance				60,000		
	Account Total	0	0	60,000	60,000	0	0
221060-00001	CLAS-GRADUATE ASSISTANTS						
	Expense						
	Salaries - Non-Faculty				269,000		
	Benefits				24,000		
	Account Total	0	0	293,000	293,000	0	0
221060-00002	CLAG-GRADUATE ASSISTANTS						
	Expense						
	Salaries - Non-Faculty				120,000		
	Benefits				12,000		
	Account Total	0	0	132,000	132,000	0	0
221060-00003	CLBA-GRADUATE ASSISTANTS						
	Expense						
	Salaries - Non-Faculty				28,300		
	Benefits				1,700		
	Account Total	0	0	30,000	30,000	0	0

Printed on a Xerox 9700 Laser Printing System at the Computing Services Center / Texas A&M University

Form: URGB01 (02/05/85)

Account	Description	Beginning Balance	Revenues	Net Allocations	Expenditures	Increase (Decrease)	Ending Balance
221060-00004	CLED-GRADUATE ASSISTANTS						
	Expense						
	Salaries - Non-Faculty				200,000		
	Benefits				12,000		
	Account Total	0	0	212,000	212,000	0	0
221060-00005	CLEN-GRADUATE ASSISTANTS						
	Expense						
	Salaries - Non-Faculty				295,000		
	Benefits				15,000		
	Account Total	0	0	310,000	310,000	0	0
221060-00006	GRST-GRADUATE ASSISTANTS						
	Expense						
	Salaries - Non-Faculty				20,000		
	Benefits				1,000		
	Account Total	0	0	21,000	21,000	0	0
221061	GRADUATE SCHOLARSHIPS-NEW GRAD STD						
	Expense						
	Scholarships				205,000		
	Account Total	0	0	205,000	205,000	0	0
221062-00001	CLAS-GRADUATE SCHOLARSHIPS						
	Expense						
	Scholarships				17,000		
	Account Total	0	0	17,000	17,000	0	0
221062-00003	CLBA-GRADUATE SCHOLARSHIPS						
	Expense						
	Scholarships				10,000		
	Account Total	0	0	10,000	10,000	0	0
221062-00004	CLED-GRADUATE SCHOLARSHIPS						
	Expense						
	Scholarships				30,000		
	Account Total	0	0	30,000	30,000	0	0
221062-00005	CLEN-GRADUATE SCHOLARSHIPS						
	Expense						
	Scholarships				35,000		
	Account Total	0	0	35,000	35,000	0	0
221066	EAGLE FORD RESEARCH CENTER						
	Expense						
	Salaries - Non-Faculty				164,833		
	Benefits				30,695		
	Account Total	0	0	195,528	195,528	0	0

Printed on a Xerox 9700 Laser Printing System at the Computing Services Center / Texas A&M University

Form: URGB01 (02/05/85)

Account	Description	Beginning Balance	Revenues	Net Allocations	Expenditures	Increase (Decrease)	Ending Balance
221067-00002	DOCTORAL PROGRAM SUPPORT-SESE						
	Expense						
	Salaries - Non-Faculty				220,000		
	Benefits				30,000		
	Account Total	0	0	250,000	250,000	0	0
221067-00003	DOCTORAL PROGRAM SUPPORT-CLEN						
	Expense						
	Salaries - Non-Faculty				110,000		
	Benefits				10,000		
	Account Total	0	0	120,000	120,000	0	0
221076	UNIVERSITY PUBLICATIONS-EM						
	Expense						
	Operations and Maintenance				34,000		
	Account Total	0	0	34,000	34,000	0	0
221077	UNIVERSITY PUBLICATIONS-AA						
	Expense						
	Operations and Maintenance				3,000		
	Account Total	0	0	3,000	3,000	0	0
221078	FACULTY SENATE						
	Expense						
	Operations and Maintenance				2,313		
	Account Total	0	0	2,313	2,313	0	0
221079	UNIVERSITY PUBLICATIONS						
	Expense						
	Wages				396		
	Operations and Maintenance				42,546		
	Account Total	0	0	42,942	42,942	0	0
221080	CREDIT CARD FEES						
	Expense						
	Operations and Maintenance				45,970		
	Account Total	0	0	45,970	45,970	0	0
221085	PREMONT ALLIANCE						
	Expense						
	Operations and Maintenance				100,000		
	Account Total	0	0	100,000	100,000	0	0
221088	SACS ACCREDITATION						
	Expense						
	Operations and Maintenance				5,988		
	Account Total	0	0	5,988	5,988	0	0

Printed on a Xerox 9700 Laser Printing System at the Computing Services Center / Texas A&M University

Form: URGB01 (02/05/85)

Account	Description	Beginning Balance	Revenues	Net Allocations	Expenditures	Increase (Decrease)	Ending Balance
221089	ACCREDITATION SUPPORT						
	Expense						
	Operations and Maintenance				75,000		
	Account Total	0	0	75,000	75,000	0	0
221090	STAFF COUNCIL						
	Expense						
	Operations and Maintenance				3,741		
	Account Total	0	0	3,741	3,741	0	0
221099	ARTS & SCIENCES TRAVEL/PROF DEVEL						
	Expense						
	Operations and Maintenance				21,351		
	Account Total	0	0	21,351	21,351	0	0
221200	QUALITY ENHANCEMENT PLAN						
	Expense						
	Wages				3,502		
	Operations and Maintenance				31,778		
	Account Total	0	0	35,280	35,280	0	0
232100	DEPT. OF AG, AGRIBUS. & ENVIRON SCI						
	Expense						
	Wages				2,498		
	Operations and Maintenance				29,180		
	Account Total	0	0	31,678	31,678	0	0
232110	DEPT OF ANIMAL, RANGLND, & WILDLIFE						
	Expense						
	Wages				762		
	Operations and Maintenance				33,183		
	Account Total	0	0	33,945	33,945	0	0
232115	DEPARTMENT OF HUMAN SCIENCE						
	Expense						
	Wages				2,753		
	Operations and Maintenance				16,218		
	Account Total	0	0	18,971	18,971	0	0
232120	VET TECH PROGRAM						
	Expense						
	Salaries - Non-Faculty				15,305		
	Benefits				4,948		
	Operations and Maintenance				99,747		
	Account Total	0	0	120,000	120,000	0	0

Printed on a Xerox 9700 Laser Printing System at the Computing Services Center / Texas A&M University

Form: URGB01 (02/05/85)

Account	Description	Beginning Balance	Revenues	Net Allocations	Expenditures	Increase (Decrease)	Ending Balance
232205	DEPARTMENT OF ART						
	Expense						
	Wages				6,600		
	Operations and Maintenance				29,028		
	Account Total	0	0	35,628	35,628	0	0
232210	DPT OF BIOLOGICAL & HEALTH SCIENCES						
	Expense						
	Wages				40,114		
	Operations and Maintenance				19,338		
	Account Total	0	0	59,452	59,452	0	0
232215	DEPARTMENT OF CHEMISTRY						
	Expense						
	Wages				74,599		
	Operations and Maintenance				27,349		
	Account Total	0	0	101,948	101,948	0	0
232220	DEPARTMENT OF LANG AND LITERATURE						
	Expense						
	Wages				6,106		
	Benefits				7,090		
	Operations and Maintenance				16,797		
	Account Total	0	0	29,993	29,993	0	0
232230	DEPARTMENT OF POLITICAL SCIENCE						
	Expense						
	Wages				1,342		
	Operations and Maintenance				8,190		
	Account Total	0	0	9,532	9,532	0	0
232235	DEPT OF HIST, POLITICAL SCI, & PHIL						
	Expense						
	Wages				1,515		
	Operations and Maintenance				9,658		
	Account Total	0	0	11,173	11,173	0	0
232250	DEPARTMENT OF MATHEMATICS						
	Expense						
	Wages				13,412		
	Operations and Maintenance				11,904		
	Account Total	0	0	25,316	25,316	0	0
232255	DEPARTMENT OF MILITARY SCIENCE						
	Expense						
	Wages				13,656		
	Operations and Maintenance				7,103		
	Account Total	0	0	20,759	20,759	0	0

Printed on a Xerox 9700 Laser Printing System at the Computing Services Center / Texas A&M University

Form: URGB01 (02/05/85)

Account	Description	Beginning Balance	Revenues	Net Allocations	Expenditures	Increase (Decrease)	Ending Balance
232260	DEPT CLINICAL HEALTH SCIENCES						
	Expense						
	Wages				2,000		
	Operations and Maintenance				7,820		
	Account Total	0	0	9,820	9,820	0	0
232261	DEPT CLHS-COMM SCIENCES & DISORDERS						
	Expense						
	Operations and Maintenance				19,640		
	Account Total	0	0	19,640	19,640	0	0
232262	DEPT CLHS-SOCIAL WORK						
	Expense						
	Operations and Maintenance				9,820		
	Account Total	0	0	9,820	9,820	0	0
232265	DEPARTMENT OF MUSIC						
	Expense						
	Wages				5,680		
	Operations and Maintenance				22,230		
	Account Total	0	0	27,910	27,910	0	0
232270	DEPARTMENT OF PHYSICS/GEOSCIENCES						
	Expense						
	Wages				48,263		
	Operations and Maintenance				20,468		
	Account Total	0	0	68,731	68,731	0	0
232275	DEPARTMENT OF PSYCHOLOGY/SOCIOLOGY						
	Expense						
	Wages				6,516		
	Operations and Maintenance				13,627		
	Account Total	0	0	20,143	20,143	0	0
232280	DEPARTMENT OF ART, COMM, & THEATRES						
	Expense						
	Wages				23,068		
	Operations and Maintenance				23,549		
	Account Total	0	0	46,617	46,617	0	0
232285	JONES AUDITORIUM						
	Expense						
	Operations and Maintenance				9,471		
	Account Total	0	0	9,471	9,471	0	0

Printed on a Xerox 9700 Laser Printing System at the Computing Services Center / Texas A&M University

Account	Description	Beginning Balance	Revenues	Net Allocations	Expenditures	Increase (Decrease)	Ending Balance
232305	DEPARTMENT OF INFORMATION SYSTEMS						
	Expense						
	Wages				9,851		
	Operations and Maintenance				16,096		
	Account Total	0	0	25,947	25,947	0	0
232310	DEPARTMENT OF ACCOUNTING & FINANCE						
	Expense						
	Wages				2,125		
	Operations and Maintenance				3,266		
	Account Total	0	0	5,391	5,391	0	0
232315	DEPARTMENT OF MANAGEMENT AND MKTNG						
	Expense						
	Wages				2,284		
	Operations and Maintenance				13,393		
	Account Total	0	0	15,677	15,677	0	0
232405	DEPARTMENT OF ELEC ENG AND COMP SCI						
	Expense						
	Wages				10,000		
	Operations and Maintenance				15,345		
	Account Total	0	0	25,345	25,345	0	0
232410	DEPARTMENT OF MECH AND IND ENG						
	Expense						
	Wages				10,000		
	Operations and Maintenance				7,903		
	Account Total	0	0	17,903	17,903	0	0
232415	DEPARTMENT OF CHEM AND NAT GAS ENG						
	Expense						
	Wages				9,223		
	Utilities				1,000		
	Operations and Maintenance				3,762		
	Account Total	0	0	13,985	13,985	0	0
232416	DEPT OF ENVIRONMENTAL ENGINEERING						
	Expense						
	Wages				10,000		
	Operations and Maintenance				8,932		
	Account Total	0	0	18,932	18,932	0	0
232417	DEPT OF CIVIL & ARCHITECTURAL ENG						
	Expense						
	Wages				10,000		
	Operations and Maintenance				5,362		
	Account Total	0	0	15,362	15,362	0	0

Form: URGB01 (02/05/85)
Printed on a Xerox 9700 Laser Printing System at the Computing Services Center / Texas A&M University

Form: URGB01 (02/05/85)

Account	Description	Beginning Balance	Revenues	Net Allocations	Expenditures	Increase (Decrease)	Ending Balance
232420	DEPT. OF INDUSTRIAL MGMT & TECHNOL						
	Expense						
	Wages				5,000		
	Operations and Maintenance				5,850		
	Account Total	0	0	10,850	10,850	0	0
232425	WESLACO ENGINEERING INITIATIVE						
	Expense						
	Salaries - Non-Faculty				10,043		
	Benefits				870		
	Operations and Maintenance				57,050		
	Account Total	0	0	67,963	67,963	0	0
232510	DEPT OF TEACHER & BILINGUAL EDUC						
	Expense						
	Wages				13,626		
	Operations and Maintenance				41,257		
	Account Total	0	0	54,883	54,883	0	0
232511	DEPT OF EDUC LEADERSHIP & COUNSELNG						
	Expense						
	Wages				4,592		
	Benefits				1,344		
	Operations and Maintenance				34,575		
	Account Total	0	0	40,511	40,511	0	0
232520	DEPARTMENT OF HEALTH & KINESIOLOGY						
	Expense						
	Wages				5,778		
	Operations and Maintenance				16,942		
	Account Total	0	0	22,720	22,720	0	0
232540	PHYSICAL EDUCATION CENTER						
	Expense						
	Wages				2,523		
	Operations and Maintenance				45,396		
	Account Total	0	0	47,919	47,919	0	0
232595	CONTINUING EDUCATION PROGRAM						
	Expense						
	Wages				13,099		
	Operations and Maintenance				46,880		
	Account Total	0	0	59,979	59,979	0	0
232601	BAAS COORDINATOR						
	Expense						
	Wages				1,204		
	Account Total	0	0	1,204	1,204	0	0

Printed on a Xerox 9700 Laser Printing System at the Computing Services Center / Texas A&M University

Form: URGB01 (02/05/85)

Account	Description	Beginning Balance	Revenues	Net Allocations	Expenditures	Increase (Decrease)	Ending Balance
232604	INT'L STUDIES & PROGRAM OPERATING						
	Expense						
	Wages				2,379		
	Operations and Maintenance				9,565		
	Account Total	0	0	11,944	11,944	0	0
232605	STUDENT & SCHOLAR SERVICE OPERATING						
	Expense						
	Wages				12,346		
	Operations and Maintenance				8,727		
	Account Total	0	0	21,073	21,073	0	0
232612	DUAL ENROLLMENT PROGRAM						
	Expense						
	Salaries - Non-Faculty				24,000		
	Wages				5,000		
	Benefits				13,668		
	Operations and Maintenance				121,080		
	Account Total	0	0	163,748	163,748	0	0
232616	CTR FOR TEACHING EFFECTIVENESS						
	Expense						
	Operations and Maintenance				7,109		
	Account Total	0	0	7,109	7,109	0	0
232618	PATHWAYS ACADEMIC ASSISTANCE CENTER						
	Expense						
	Wages				83,383		
	Operations and Maintenance				2,015		
	Account Total	0	0	85,398	85,398	0	0
232620	UNIVERSITY ASSESSMENTS						
	Expense						
	Operations and Maintenance				18,942		
	Account Total	0	0	18,942	18,942	0	0
232750	AMERICAN DEMOCRACY						
	Expense						
	Wages				239		
	Operations and Maintenance				468		
	Account Total	0	0	707	707	0	0
232770	FAC INVESTMENT PROG-NON DIST LEARNG						
	Expense						
	Operations and Maintenance				6,907		
	Account Total	0	0	6,907	6,907	0	0

Printed on a Xerox 9700 Laser Printing System at the Computing Services Center / Texas A&M University

Form: URGB01 (02/05/85)

Account	Description	Beginning Balance	Revenues	Net Allocations	Expenditures	Increase (Decrease)	Ending Balance
232800	LAB FEES						
	Expense						
	Operations and Maintenance				80,000		
	Account Total	0	0	80,000	80,000	0	0
237075	COLLEGE OF GRADUATE STUDIES						
	Expense						
	Wages				6,426		
	Operations and Maintenance				13,573		
	Account Total	0	0	19,999	19,999	0	0
237101	COLLEGE OF AGRI AND HUMAN SCIENCES						
	Expense						
	Wages				543		
	Operations and Maintenance				30,455		
	Account Total	0	0	30,998	30,998	0	0
237201	COLLEGE OF ARTS AND SCIENCES						
	Expense						
	Wages				14,920		
	Operations and Maintenance				17,465		
	Account Total	0	0	32,385	32,385	0	0
237301	COLLEGE OF BUSINESS ADMINISTRATION						
	Expense						
	Wages				5,250		
	Operations and Maintenance				25,335		
	Account Total	0	0	30,585	30,585	0	0
237401	COLLEGE OF ENGINEERING						
	Expense						
	Wages				3,233		
	Operations and Maintenance				6,884		
	Account Total	0	0	10,117	10,117	0	0
237501	COLLEGE OF EDUCATION						
	Expense						
	Wages				7,507		
	Operations and Maintenance				26,243		
	Account Total	0	0	33,750	33,750	0	0
237601	HONORS COLLEGE						
	Expense						
	Salaries - Non-Faculty				125,000		
	Operations and Maintenance				29,155		
	Account Total	0	0	154,155	154,155	0	0

Printed on a Xerox 9700 Laser Printing System at the Computing Services Center / Texas A&M University

Form: URGB01 (02/05/85)

Account	Description	Beginning Balance	Revenues	Net Allocations	Expenditures	Increase (Decrease)	Ending Balance
240001	CENTER FOR YOUNG CHILDREN						
	Expense						
	Wages				31,083		
	Operations and Maintenance				31,254		
	Account Total	0	0	62,337	62,337	0	0
240005-00001	FARM-OPERATING						
	Expense						
	Salaries - Non-Faculty				27,813		
	Wages				13,993		
	Benefits				17,100		
	Operations and Maintenance				31,098		
	Account Total	0	0	90,004	90,004	0	0
240005-00003	FARM-SCHUSTER						
	Expense						
	Operations and Maintenance				4,735		
	Account Total	0	0	4,735	4,735	0	0
240005-00004	FARM-STANKO						
	Expense						
	Operations and Maintenance				4,736		
	Account Total	0	0	4,736	4,736	0	0
240005-00005	FARM-ANORUO						
	Expense						
	Wages				2,000		
	Operations and Maintenance				2,841		
	Account Total	0	0	4,841	4,841	0	0
240005-00006	FARM-RUPPERT						
	Expense						
	Operations and Maintenance				4,735		
	Account Total	0	0	4,735	4,735	0	0
240005-00007	FARM-GARCIA						
	Expense						
	Operations and Maintenance				4,735		
	Account Total	0	0	4,735	4,735	0	0
240005-00008	FARM-BEEF UNIT						
	Expense						
	Operations and Maintenance				11,687		
	Account Total	0	0	11,687	11,687	0	0
240005-00009	FARM-SWINE UNIT						
	Expense						
	Operations and Maintenance				32,011		
	Account Total	0	0	32,011	32,011	0	0

Printed on a Xerox 9700 Laser Printing System at the Computing Services Center / Texas A&M University

Form: URGB01 (02/05/85)

Account	Description	Beginning Balance	Revenues	Net Allocations	Expenditures	Increase (Decrease)	Ending Balance
240005-00010	FARM-GOAT UNIT						
	Expense						
	Operations and Maintenance				10,915		
	Account Total	0	0	10,915	10,915	0	0
241803	RESEARCH & SPONSORED PROGRAMS						
	Expense						
	Wages				3,223		
	Operations and Maintenance				10,558		
	Account Total	0	0	13,781	13,781	0	0
248103	CIS - TTVN						
	Expense						
	Operations and Maintenance				139,957		
	Account Total	0	0	139,957	139,957	0	0
250020	OFFICE OF FACILITIES MANAGEMENT						
	Expense						
	Operations and Maintenance				12,662		
	Account Total	0	0	12,662	12,662	0	0
250025	INSURANCE						
	Expense						
	Operations and Maintenance				112,370		
	Account Total	0	0	112,370	112,370	0	0
251001	UNIVERSITY POLICE						
	Expense						
	Wages				8,476		
	Operations and Maintenance				3,923		
	Account Total	0	0	12,399	12,399	0	0
255001	UTILITIES						
	Expense						
	Utilities				70,000		
	Operations and Maintenance				30,000		
	Account Total	0	0	100,000	100,000	0	0
256001	ENGINEERING AND CAMPUS PLANNING						
	Expense						
	Wages				23,861		
	Operations and Maintenance				35,050		
	Account Total	0	0	58,911	58,911	0	0

Printed on a Xerox 9700 Laser Printing System at the Computing Services Center / Texas A&M University

Account	Description	Beginning Balance	Revenues	Net Allocations	Expenditures	Increase (Decrease)	Ending Balance
257001	CENTRAL RECEIVING AND STOREROOM						
	Expense						
	Wages				6,718		
	Benefits				30		
	Operations and Maintenance				4,055		
	Account Total	0	0	10,803	10,803	0	0
258001	OFFICE OF RISK & COMPLIANCE						
	Expense						
	Operations and Maintenance				6,375		
	Account Total	0	0	6,375	6,375	0	0
258002	CAMPUS WIDE SHREDDING						
	Expense						
	Operations and Maintenance				4,000		
	Account Total	0	0	4,000	4,000	0	0
260001	FEE REMISSIONS AND EXEMPTIONS						
	Expense						
	Scholarships				2,278,450		
	Account Total	0	0	2,278,450	2,278,450	0	0
260041	INST ENHANC-PROG DEV-COL OF ED						
	Expense						
	Wages				270		
	Operations and Maintenance				17,045		
	Account Total	0	0	17,315	17,315	0	0
260042	INST ENHANC-PROG DEV-COL OF AG						
	Expense						
	Operations and Maintenance				54,644		
	Account Total	0	0	54,644	54,644	0	0
260043-00001	FAC/STAFF SALARIES-INST ENHANC-CLAS						
	Expense						
	Wages				15,675		
	Account Total	0	0	15,675	15,675	0	0
260043-00002	LANG/LITERATURE-INST ENHANC-CLAS						
	Expense						
	Operations and Maintenance				2,841		
	Account Total	0	0	2,841	2,841	0	0
260043-00003	COMM/THEATRE ARTS-INST ENHANC-CLAS						
	Expense						
	Operations and Maintenance				663		
	Account Total	0	0	663	663	0	0

Form: URGB01 (02/05/85)
Printed on a Xerox 9700 Laser Printing System at the Computing Services Center / Texas A&M University

Form: URGB01 (02/05/85)

Account	Description	Beginning Balance	Revenues	Net Allocations	Expenditures	Increase (Decrease)	Ending Balance
260043-00004	SOC/PSYCH-INST ENHANC-CLAS						
	Expense						
	Operations and Maintenance				5,730		
	Account Total	0	0	5,730	5,730	0	0
260043-00005	BSW-INST ENHANC-CLAS						
	Expense						
	Operations and Maintenance				4,499		
	Account Total	0	0	4,499	4,499	0	0
260044	INST ENHANC-PROG DEV-COL OF BUS						
	Expense						
	Operations and Maintenance				8,051		
	Account Total	0	0	8,051	8,051	0	0
260045	INST ENHANC-PROG DEV-CSDO						
	Expense						
	Wages				2,411		
	Operations and Maintenance				4,877		
	Account Total	0	0	7,288	7,288	0	0
260130-00001	INST ENHANC-EXP ENG EDUC.-CLEN						
	Expense						
	Salaries - Non-Faculty				27,745		
	Benefits				7,788		
	Operations and Maintenance				146,575		
	Account Total	0	0	182,108	182,108	0	0
260192	INSTITUTIONAL ENHANCEMENT-CPDT						
	Expense						
	Wages				15,379		
	Operations and Maintenance				116,162		
	Account Total	0	0	131,541	131,541	0	0
280000	INDIRECT COST REVENUE						
	Revenue						
	Contracts and Grant		900,000				
	Account Total	0	900,000	900,000-	0	0	0
280030	I/C BIOLOGY DEPT-RESEARCH						
	Revenue						
	Contracts and Grant		42,727				
	Expense						
	Salaries - Non-Faculty				30,480		
	Benefits				12,247		
	Account Total	0	42,727	0	42,727	0	0

Printed on a Xerox 9700 Laser Printing System at the Computing Services Center / Texas A&M University

Form: URGB01 (02/05/85)

Account	Description	Beginning Balance	Revenues	Net Allocations	Expenditures	Increase (Decrease)	Ending Balance
280031	I/C NTRC DEPT-RESEARCH						
	Revenue						
	Contracts and Grant		106,462				
	Expense						
	Salaries - Faculty				8,103		
	Salaries - Non-Faculty				70,887		
	Benefits				27,472		
	Account Total	0	106,462	0	106,462	0	0
280257	I/C PI RESEARCH-JONES						
	Revenue						
	Contracts and Grant		5,640				
	Expense						
	Salaries - Non-Faculty				5,000		
	Benefits				640		
	Account Total	0	5,640	0	5,640	0	0
280272	I/C PI RESEARCH-KARNAE						
	Revenue						
	Contracts and Grant		17,814				
	Expense						
	Salaries - Non-Faculty				14,689		
	Benefits				3,125		
	Account Total	0	17,814	0	17,814	0	0
280731	I/C AVP & COMPTROLLER						
	Revenue						
	Contracts and Grant		35,656				
	Expense						
	Salaries - Non-Faculty				28,470		
	Benefits				7,186		
	Account Total	0	35,656	0	35,656	0	0
280999	INDIRECT COST UNAPPROPRIATED						
	Expense						
	Operations and Maintenance				264,600		
	Equipment (Capitalized)				20,000		
	Account Total	1,000,000	0	284,600	284,600	0	1,000,000
281000	SAGO ASSESSMENT						
	Expense						
	Operations and Maintenance				500,000		
	Account Total	0	0	500,000	500,000	0	0

Printed on a Xerox 9700 Laser Printing System at the Computing Services Center / Texas A&M University

Form: URGB01 (02/05/85)

Account	Description	Beginning Balance	Revenues	Net Allocations	Expenditures	Increase (Decrease)	Ending Balance
Designated Funds - Board Approved							
	Revenue						
	Tuition - Designate		19,193,200				
	Discounts and Allow		4,851,775-				
	Fees		16,163,775				
	Discounts and Allow		3,796,202-				
	Exemptions		2,278,450				
	Contracts and Grant		1,343,700				
	Student Financial A		61,540				
	Gifts		193,000				
	Sales and Services		2,472,384				
	Investment Income		750,000				
	Other Operating Inc		380,000				
	Expense						
	Salaries - Faculty				894,562		
	Salaries - Non-Faculty				6,843,654		
	Wages				1,589,015		
	Benefits				1,842,150		
	Utilities				2,347,250		
	Scholarships				7,839,008		
	Scholarship Discounts				5,133,270-		
	Operations and Maintenance				16,155,328		
	Equipment (Capitalized)				20,000		
	Other Non-Operating Expense				75,275		
	Grand Total	25,304,000	34,188,072	2,611,179-	32,472,972	896,079-	24,407,921

Printed on a Xerox 9700 Laser Printing System at the Computing Services Center / Texas A&M University

Form: URGB01 (02/05/85)

Account	Description	Beginning Balance	Revenues	Net Allocations	Expenditures	Increase (Decrease)	Ending Balance

****
* *
* BLANK PAGE *
* *
****

Printed on a Xerox 9700 Laser Printing System at the Computing Services Center / Texas A&M University

Form: URGB01 (02/05/85)

Account	Description	Beginning Balance	Revenues	Net Allocations	Expenditures	Increase (Decrease)	Ending Balance
299980	LOCAL LUMP SUM VAC SERVICE DEPT						
	Revenue						
	Sales and Services		110,000				
	Expense						
	Wages				100,000		
	Benefits				10,000		
	Account Total	0	110,000	0	110,000	0	0
299981	AUXILIARY OVERHEAD ASSESSMENT						
	Revenue						
	Sales and Services		379,426				
	Expense						
	Salaries - Non-Faculty				312,387		
	Benefits				67,039		
	Account Total	0	379,426	0	379,426	0	0
299986	SSC CONTRACT						
	Revenue						
	Sales and Services		4,000,000				
	Expense						
	Operations and Maintenance				4,000,000		
	Account Total	0	4,000,000	0	4,000,000	0	0
299989	SERVICE DEPARTMENT -UPD						
	Revenue						
	Sales and Services		55,000				
	Expense						
	Operations and Maintenance				55,000		
	Account Total	0	55,000	0	55,000	0	0
299992	SERVICE DEPARTMENT - POST OFFICE						
	Revenue						
	Sales and Services		125,000				
	Expense						
	Operations and Maintenance				125,000		
	Account Total	0	125,000	0	125,000	0	0
299999	SERVICE DEPARTMENT - UCI						
	Revenue						
	Sales and Services		50,000				
	Expense						
	Benefits				50,000		
	Account Total	0	50,000	0	50,000	0	0

Printed on a Xerox 9700 Laser Printing System at the Computing Services Center / Texas A&M University

Form: URGB01 (02/05/85)

Account	Description	Beginning Balance	Revenues	Net Allocations	Expenditures	Increase (Decrease)	Ending Balance
Designated Service Departments - Board Approved							
	Revenue						
	Sales and Services		4,719,426				
	Expense						
	Salaries - Non-Faculty				312,387		
	Wages				100,000		
	Benefits				127,039		
	Operations and Maintenance				4,180,000		
	Grand Total	0	4,719,426	0	4,719,426	0	0

Printed on a Xerox 9700 Laser Printing System at the Computing Services Center / Texas A&M University

Form: URGB01 (02/05/85)

Account	Description	Beginning Balance	Revenues	Net Allocations	Expenditures	Increase (Decrease)	Ending Balance
300320	ALLOW FOR DOUBTFUL ACCTS-AUX						
	Expense						
	Other Non-Operating Expense				104,900		
	Account Total	0	0	0	104,900	104,900-	104,900-
303510	STUDENT SERVICE FEE						
	Revenue						
	Fees		1,867,500				
	Exemptions		25,100				
	Sales and Services		185,000				
	Account Total	0	2,077,600	2,077,600-	0	0	0
303511	STUDENT SERVICE FEE-FALL						
	Revenue						
	Fees		1,590,800				
	Exemptions		18,100				
	Account Total	0	1,608,900	1,608,900-	0	0	0
306001	FEE REMISSIONS AND EXEMPTIONS						
	Expense						
	Scholarships				514,600		
	Account Total	0	0	514,600	514,600	0	0
310020	TAMUK BAND						
	Expense						
	Wages				8,000		
	Benefits				200		
	Operations and Maintenance				117,800		
	Equipment (Capitalized)				10,000		
	Account Total	0	0	136,000	136,000	0	0
310025	TAMUK BAND UNIFORMS						
	Expense						
	Operations and Maintenance				24,000		
	Account Total	0	0	24,000	24,000	0	0
310110	RODEO TEAM						
	Expense						
	Salaries - Non-Faculty				15,000		
	Benefits				1,200		
	Scholarships				18,000		
	Operations and Maintenance				13,800		
	Account Total	0	0	48,000	48,000	0	0
310112	MEAT JUDGING TEAM						
	Expense						
	Operations and Maintenance				8,000		
	Account Total	0	0	8,000	8,000	0	0

Printed on a Xerox 9700 Laser Printing System at the Computing Services Center / Texas A&M University

Form: URGB01 (02/05/85)

Account	Description	Beginning Balance	Revenues	Net Allocations	Expenditures	Increase (Decrease)	Ending Balance
310600	COUNSELING CENTER						
	Expense						
	Salaries - Non-Faculty				251,587		
	Wages				20,000		
	Benefits				72,000		
	Operations and Maintenance				68,367		
	Account Total	0	0	411,954	411,954	0	0
310610	OFFICE OF THE DEAN OF STUDENTS						
	Expense						
	Salaries - Non-Faculty				270,930		
	Wages				4,000		
	Benefits				65,500		
	Operations and Maintenance				32,908		
	Account Total	0	0	373,338	373,338	0	0
310611	POST OFFICE						
	Expense						
	Salaries - Non-Faculty				20,051		
	Benefits				5,600		
	Operations and Maintenance				19,349		
	Account Total	0	0	45,000	45,000	0	0
310620	CAREER SERVICES						
	Expense						
	Salaries - Non-Faculty				268,050		
	Benefits				86,474		
	Operations and Maintenance				27,056		
	Account Total	0	0	381,580	381,580	0	0
310630	STUDENT ACTIVITIES						
	Expense						
	Salaries - Non-Faculty				208,865		
	Wages				36,000		
	Benefits				60,600		
	Operations and Maintenance				113,135		
	Account Total	0	0	418,600	418,600	0	0
310635	GREEK LIFE & FAMILY WEEKEND PROGRAM						
	Expense						
	Operations and Maintenance				38,000		
	Account Total	0	0	38,000	38,000	0	0
310680	JAVELINA ENROLLMENT SERVICES						
	Expense						
	Salaries - Non-Faculty				55,179		
	Benefits				18,700		
	Account Total	0	0	73,879	73,879	0	0

Printed on a Xerox 9700 Laser Printing System at the Computing Services Center / Texas A&M University

Form: URGB01 (02/05/85)

Account	Description	Beginning Balance	Revenues	Net Allocations	Expenditures	Increase (Decrease)	Ending Balance
310700	SPEC-STUDENT SERVICES						
	Expense						
	Wages				31,000		
	Benefits				1,200		
	Account Total	0	0	32,200	32,200	0	0
311350	STUDENT GOVERNMENT ASSOCIATION						
	Expense						
	Wages				10,000		
	Benefits				80		
	Operations and Maintenance				27,620		
	Account Total	0	0	37,700	37,700	0	0
311550	SOUTH TEXAN						
	Expense						
	Wages				18,000		
	Benefits				150		
	Operations and Maintenance				13,850		
	Account Total	0	0	32,000	32,000	0	0
311560	K T A I RADIO STATION						
	Expense						
	Salaries - Non-Faculty				22,194		
	Benefits				2,000		
	Operations and Maintenance				806		
	Account Total	0	0	25,000	25,000	0	0
311750	FORENSIC						
	Expense						
	Operations and Maintenance				8,000		
	Account Total	0	0	8,000	8,000	0	0
311756	THEATER						
	Expense						
	Operations and Maintenance				10,000		
	Account Total	0	0	10,000	10,000	0	0
312010	UNIVERSITY LECTURESHIP SERIES						
	Expense						
	Operations and Maintenance				47,000		
	Account Total	0	0	47,000	47,000	0	0
312020	LIVING/LEARNING COMMUNITY						
	Expense						
	Operations and Maintenance				20,000		
	Account Total	0	0	20,000	20,000	0	0

Printed on a Xerox 9700 Laser Printing System at the Computing Services Center / Texas A&M University

Form: URGB01 (02/05/85)

Account	Description	Beginning Balance	Revenues	Net Allocations	Expenditures	Increase (Decrease)	Ending Balance
312300	JAVELINA WELCOME						
	Expense						
	Operations and Maintenance				12,000		
	Account Total	0	0	12,000	12,000	0	0
312316	VPSA STUDENT SERVICES						
	Expense						
	Wages				20,000		
	Benefits				500		
	Operations and Maintenance				154,500		
	Account Total	0	0	175,000	175,000	0	0
312317	COLLEGE OF PHARMACY SOFC						
	Expense						
	Operations and Maintenance				5,000		
	Account Total	0	0	5,000	5,000	0	0
312320	TRANSFER STUDENT SUCCESS INITIATIVE						
	Expense						
	Wages				2,500		
	Operations and Maintenance				7,500		
	Account Total	0	0	10,000	10,000	0	0
312325	AVP FOR STUDENT SUCCESS						
	Expense						
	Wages				45,000		
	Benefits				1,000		
	Operations and Maintenance				24,000		
	Account Total	0	0	70,000	70,000	0	0
312330	ANIMAL & WILDLIFE SCIENCES						
	Expense						
	Operations and Maintenance				10,000		
	Account Total	0	0	10,000	10,000	0	0
312340	TESTING						
	Expense						
	Salaries - Non-Faculty				35,122		
	Wages				3,000		
	Benefits				5,450		
	Operations and Maintenance				20,050		
	Account Total	0	0	63,622	63,622	0	0
312460	JAZZ FESTIVAL						
	Expense						
	Operations and Maintenance				7,500		
	Account Total	0	0	7,500	7,500	0	0

Printed on a Xerox 9700 Laser Printing System at the Computing Services Center / Texas A&M University

Form: URGB01 (02/05/85)

Account	Description	Beginning Balance	Revenues	Net Allocations	Expenditures	Increase (Decrease)	Ending Balance
312470	MARIACHI						
	Expense						
	Wages				1,000		
	Operations and Maintenance				9,000		
	Account Total	0	0	10,000	10,000	0	0
312480	TAMUK-CHORALE						
	Expense						
	Wages				1,000		
	Benefits				10		
	Operations and Maintenance				17,240		
	Account Total	0	0	18,250	18,250	0	0
312490	DISABLED STUDENT SERVICES						
	Expense						
	Salaries - Non-Faculty				46,890		
	Wages				10,000		
	Benefits				13,500		
	Operations and Maintenance				9,610		
	Account Total	0	0	80,000	80,000	0	0
312491	STUDENT INTERPRETER SERVICES						
	Expense						
	Operations and Maintenance				2,000		
	Account Total	0	0	2,000	2,000	0	0
312510	STUDENT SUSTAINABILITY						
	Expense						
	Salaries - Non-Faculty				24,038		
	Wages				10,000		
	Benefits				5,624		
	Operations and Maintenance				10,338		
	Account Total	0	0	50,000	50,000	0	0
312520	PRESIDENTIAL ARTS SERIES						
	Expense						
	Operations and Maintenance				28,000		
	Account Total	0	0	28,000	28,000	0	0
312551	MULTICULTURAL HERITAGE						
	Expense						
	Operations and Maintenance				17,000		
	Account Total	0	0	17,000	17,000	0	0

Printed on a Xerox 9700 Laser Printing System at the Computing Services Center / Texas A&M University

Form: URGB01 (02/05/85)

Account	Description	Beginning Balance	Revenues	Net Allocations	Expenditures	Increase (Decrease)	Ending Balance
312580	STUDENT ORGANIZATION FUNDING						
	Expense						
	Wages				2,000		
	Benefits				100		
	Operations and Maintenance				112,900		
	Account Total	0	0	115,000	115,000	0	0
312590	CAMPUS ACTIVITIES BOARD						
	Expense						
	Operations and Maintenance				95,000		
	Account Total	0	0	95,000	95,000	0	0
312595	INTERNATIONAL & MULTICULTURAL STUD						
	Expense						
	Salaries - Non-Faculty				51,200		
	Benefits				15,440		
	Operations and Maintenance				7,337		
	Account Total	0	0	73,977	73,977	0	0
312650	HAVEN & ALCOHOL EDUCATION						
	Expense						
	Operations and Maintenance				15,000		
	Account Total	0	0	15,000	15,000	0	0
312800	CENTER FOR YOUNG CHILDREN						
	Expense						
	Wages				7,150		
	Benefits				3,623		
	Operations and Maintenance				21,227		
	Account Total	0	0	32,000	32,000	0	0
312810	LIVESTOCK EVALUATION TEAM						
	Expense						
	Operations and Maintenance				8,000		
	Account Total	0	0	8,000	8,000	0	0
312905	UPD						
	Expense						
	Operations and Maintenance				30,000		
	Account Total	0	0	30,000	30,000	0	0
314000	REC SPORTS FEE-REVENUE						
	Revenue						
	Fees		1,308,200				
	Exemptions		146,000				
	Sales and Services		30,000				
	Account Total	0	1,484,200	1,484,200-	0	0	0

Printed on a Xerox 9700 Laser Printing System at the Computing Services Center / Texas A&M University

Form: URGB01 (02/05/85)

Account	Description	Beginning Balance	Revenues	Net Allocations	Expenditures	Increase (Decrease)	Ending Balance
314001	REC SPORTS FEE-FALL REV						
	Revenue						
	Fees		947,400				
	Exemptions		105,700				
	Sales and Services		35,000				
	Account Total	0	1,088,100	1,088,100-	0	0	0
314002	REC SPORTS COMPLEX OPERATING						
	Expense						
	Wages				30,000		
	Operations and Maintenance				268,000		
	Account Total	0	0	298,000	298,000	0	0
314003	REC SPORTS MAINTENANCE RESERVE						
	Expense						
	Operations and Maintenance				50,000		
	Account Total	0	0	50,000	50,000	0	0
314004	REC SPORTS FEE-CHEERLEADING OPER						
	Expense						
	Operations and Maintenance				20,000		
	Account Total	0	0	20,000	20,000	0	0
314005	REC SPORTS FEE-OPERATING						
	Expense						
	Salaries - Non-Faculty				272,351		
	Wages				134,000		
	Benefits				55,398		
	Utilities				48,000		
	Operations and Maintenance				211,093		
	Account Total	0	0	720,842	720,842	0	0
314008	REC SPORTS-INTRAMURAL SPORTS OPER						
	Expense						
	Wages				55,000		
	Benefits				1,000		
	Operations and Maintenance				15,500		
	Account Total	0	0	71,500	71,500	0	0
314009	REC SPORTS FEE-UNAPPROPRIATED						
	Account Total	1,220,000	0	179,900-	0	179,900-	1,040,100
315010	ATHLETIC FEE-REVENUE						
	Revenue						
	Fees		1,983,200				
	Exemptions		113,110				
	Account Total	0	2,096,310	2,096,310-	0	0	0

Printed on a Xerox 9700 Laser Printing System at the Computing Services Center / Texas A&M University

Form: URGB01 (02/05/85)

Account	Description	Beginning Balance	Revenues	Net Allocations	Expenditures	Increase (Decrease)	Ending Balance
315011	ATHLETIC FEE-FALL REVENUE						
	Revenue						
	Fees		1,436,000				
	Exemptions		96,390				
	Account Total	0	1,532,390	1,532,390-	0	0	0
315020	ATHLETIC CONCESSIONS						
	Revenue						
	Sales and Services		32,600				
	Account Total	0	32,600	32,600-	0	0	0
315025	PARKING REVENUES						
	Revenue						
	Sales and Services		16,000				
	Account Total	0	16,000	16,000-	0	0	0
315050	ATHLETICS-ADMIN						
	Revenue						
	Sales and Services		8,250				
	Expense						
	Salaries - Non-Faculty				352,863		
	Benefits				82,242		
	Operations and Maintenance				250,000		
	Account Total	0	8,250	676,855	685,105	0	0
315051	ATH-FOOTBALL						
	Revenue						
	Sales and Services		171,000				
	Expense						
	Salaries - Non-Faculty				416,381		
	Benefits				102,587		
	Operations and Maintenance				290,480		
	Account Total	0	171,000	638,448	809,448	0	0
315052	ATH-MEN'S BASKETBALL						
	Revenue						
	Sales and Services		10,000				
	Expense						
	Salaries - Non-Faculty				136,994		
	Benefits				41,195		
	Operations and Maintenance				78,180		
	Account Total	0	10,000	246,369	256,369	0	0

Printed on a Xerox 9700 Laser Printing System at the Computing Services Center / Texas A&M University

Form: URGB01 (02/05/85)

Account	Description	Beginning Balance	Revenues	Net Allocations	Expenditures	Increase (Decrease)	Ending Balance
315053	ATH-WOMEN'S BASKETBALL						
	Revenue						
	Sales and Services		7,500				
	Expense						
	Salaries - Non-Faculty				128,192		
	Benefits				34,894		
	Operations and Maintenance				83,589		
	Account Total	0	7,500	239,175	246,675	0	0
315054	ATH-WOMEN'S VOLLEYBALL						
	Revenue						
	Sales and Services		2,200				
	Expense						
	Salaries - Non-Faculty				151,559		
	Benefits				46,034		
	Operations and Maintenance				84,518		
	Account Total	0	2,200	279,911	282,111	0	0
315055	ATH-MEN'S BASEBALL						
	Revenue						
	Sales and Services		7,000				
	Expense						
	Salaries - Non-Faculty				116,935		
	Benefits				40,521		
	Operations and Maintenance				72,652		
	Account Total	0	7,000	223,108	230,108	0	0
315056	ATH-MEN'S TRACK & FIELD						
	Revenue						
	Sales and Services		700				
	Expense						
	Salaries - Non-Faculty				88,292		
	Benefits				21,041		
	Operations and Maintenance				92,654		
	Account Total	0	700	201,287	201,987	0	0
315057	ATH-WOMEN'S TRACK & FIELD						
	Revenue						
	Sales and Services		700				
	Expense						
	Salaries - Non-Faculty				88,292		
	Benefits				21,041		
	Operations and Maintenance				92,494		
	Account Total	0	700	201,127	201,827	0	0

Printed on a Xerox 9700 Laser Printing System at the Computing Services Center / Texas A&M University

Form: URGB01 (02/05/85)

Account	Description	Beginning Balance	Revenues	Net Allocations	Expenditures	Increase (Decrease)	Ending Balance
315058	ATH-TRAINER						
	Expense						
	Salaries - Non-Faculty				190,652		
	Benefits				57,011		
	Operations and Maintenance				37,000		
	Account Total	0	0	284,663	284,663	0	0
315059	ATH-WOMEN'S SOFTBALL						
	Revenue						
	Sales and Services		1,700				
	Expense						
	Salaries - Non-Faculty				122,909		
	Benefits				43,766		
	Operations and Maintenance				71,784		
	Account Total	0	1,700	236,759	238,459	0	0
315060	ATHLETIC FACILITIES						
	Expense						
	Utilities				137,300		
	Operations and Maintenance				566,045		
	Account Total	0	0	703,345	703,345	0	0
315061	ATH-WOMEN'S GOLF						
	Expense						
	Salaries - Non-Faculty				48,680		
	Benefits				17,494		
	Operations and Maintenance				38,545		
	Account Total	0	0	104,719	104,719	0	0
315062	ATH-WOMEN'S TENNIS						
	Expense						
	Salaries - Non-Faculty				48,000		
	Benefits				14,957		
	Scholarships				5,000		
	Operations and Maintenance				25,372		
	Account Total	0	0	93,329	93,329	0	0
315073	ATH SCHOL-MEN'S BASEBALL						
	Expense						
	Scholarships				158,025		
	Account Total	0	0	158,025	158,025	0	0
315074	ATH SCHOL-WOMEN'S BEACH VOLLEYBALL						
	Expense						
	Scholarships				84,500		
	Account Total	0	0	84,500	84,500	0	0

Printed on a Xerox 9700 Laser Printing System at the Computing Services Center / Texas A&M University

Form: URGB01 (02/05/85)

Account	Description	Beginning Balance	Revenues	Net Allocations	Expenditures	Increase (Decrease)	Ending Balance
315075	ATH SCHOL-WOMEN'S VOLLEYBALL						
	Expense						
	Scholarships				135,200		
	Account Total	0	0	135,200	135,200	0	0
315076	ATH SCHOL-MEN'S TRACK & FIELD						
	Expense						
	Scholarships				196,075		
	Account Total	0	0	196,075	196,075	0	0
315077	ATH SCHOL-WOMEN'S TRACK & FIELD						
	Expense						
	Scholarships				244,750		
	Account Total	0	0	244,750	244,750	0	0
315078	ATH SCHOL-WOMEN'S BASKETBALL						
	Expense						
	Scholarships				174,925		
	Account Total	0	0	174,925	174,925	0	0
315079	ATH SCHOL-WOMEN'S TENNIS						
	Expense						
	Scholarships				107,275		
	Account Total	0	0	107,275	107,275	0	0
315080	ATHLETIC FEE-SALARY SAVINGS						
	Expense						
	Salaries - Non-Faculty				339,184-		
	Operations and Maintenance				300,000		
	Account Total	0	0	39,184-	39,184-	0	0
315081	ATH SCHOL-FOOTBALL						
	Expense						
	Scholarships				620,350		
	Account Total	0	0	620,350	620,350	0	0
315082	ATH SCHOL-MEN'S BASKETBALL						
	Expense						
	Scholarships				158,025		
	Account Total	0	0	158,025	158,025	0	0
315083	ATH SCHOL-WOMEN'S SOFTBALL						
	Expense						
	Scholarships				127,575		
	Account Total	0	0	127,575	127,575	0	0

Printed on a Xerox 9700 Laser Printing System at the Computing Services Center / Texas A&M University

Form: URGB01 (02/05/85)

Account	Description	Beginning Balance	Revenues	Net Allocations	Expenditures	Increase (Decrease)	Ending Balance
315084	ATH SCHOL-WOMEN'S GOLF						
	Expense						
	Scholarships				91,300		
	Account Total	0	0	91,300	91,300	0	0
315086	ATH FEE-RESV LONESTAR CONF PLAYOFFS						
	Expense						
	Operations and Maintenance				34,000		
	Account Total	0	0	34,000	34,000	0	0
315088	REV/EXP ATHLETICS MINIBUS,BUS,& CAR						
	Revenue						
	Sales and Services		170,000				
	Expense						
	Salaries - Non-Faculty				63,964		
	Wages				40,000		
	Benefits				24,951		
	Operations and Maintenance				83,926		
	Account Total	0	170,000	42,841	212,841	0	0
317000	UPD-PARKING PERMITS						
	Revenue						
	Fees		37,770				
	Sales and Services		600,000				
	Other Operating Inc		161,600				
	Account Total	0	799,370	799,370-	0	0	0
317003	UPD-PARKING METER						
	Revenue						
	Sales and Services		4,000				
	Expense						
	Operations and Maintenance				4,000		
	Account Total	0	4,000	0	4,000	0	0
317004	UPD-PARKING LOT MAINTENANCE RESERVE						
	Expense						
	Operations and Maintenance				25,000		
	Account Total	0	0	25,000	25,000	0	0
317005	UPD-OPERATING						
	Expense						
	Salaries - Non-Faculty				24,056		
	Wages				10,000		
	Benefits				11,248		
	Operations and Maintenance				227,774		
	Account Total	0	0	273,078	273,078	0	0

Printed on a Xerox 9700 Laser Printing System at the Computing Services Center / Texas A&M University

Form: URGB01 (02/05/85)

Account	Description	Beginning Balance	Revenues	Net Allocations	Expenditures	Increase (Decrease)	Ending Balance
317008	UPD-SALARY SAVINGS						
	Expense						
	Salaries - Non-Faculty				2,810-		
	Operations and Maintenance				23,484-		
	Account Total	0	0	26,294-	26,294-	0	0
317009	UPD-UNAPPROPRIATED						
	Account Total	500,000	0	175,048	0	175,048	675,048
318000	HOGGIE DAYS ORIENT FEE REVENUE						
	Revenue						
	Exemptions		10,200				
	Sales and Services		142,000				
	Account Total	0	152,200	152,200-	0	0	0
318005	HOGGIE DAYS ORIENTATION EXPENSES						
	Expense						
	Wages				40,000		
	Benefits				11,248		
	Operations and Maintenance				85,000		
	Account Total	0	0	136,248	136,248	0	0
318009	HOGGIE DAYS ORIENTATION-UNAPPROP						
	Account Total	39,000	0	5,752	0	5,752	44,752
318500	INTERNATIONAL ORIENTATION FEE REV						
	Revenue						
	Sales and Services		8,500				
	Account Total	0	8,500	8,500-	0	0	0
318501	INTL ORIENTATION FEE REV-FALL						
	Revenue						
	Sales and Services		8,500				
	Account Total	0	8,500	8,500-	0	0	0
318506	INTERNATIONAL STUDENT ACTIVITIES						
	Expense						
	Wages				7,499		
	Benefits				100		
	Operations and Maintenance				1,000		
	Account Total	0	0	8,599	8,599	0	0
318509	INTERNATIONAL ORIENTATION UNAPPROP						
	Account Total	110,000	0	8,401	0	8,401	118,401
319990	STUDENT SERVICE FEE UNAPPROPRIATED						
	Account Total	900,000	0	469,006	0	469,006	1,369,006

Printed on a Xerox 9700 Laser Printing System at the Computing Services Center / Texas A&M University

Form: URGB01 (02/05/85)

Account	Description	Beginning Balance	Revenues	Net Allocations	Expenditures	Increase (Decrease)	Ending Balance
319991	STUDENT SERVICE FEE SAL SAVINGS						
	Expense						
	Salaries - Non-Faculty				36,942-		
	Operations and Maintenance				108,276-		
	Account Total	0	0	145,218-	145,218-	0	0
319995	SSF ALLOCATION FOR SSC EXPENSE						
	Expense						
	Operations and Maintenance				221,912		
	Account Total	0	0	221,912	221,912	0	0
319998	TUITION DISCOUNTING (CONTRA REV)						
	Revenue						
	Discounts and Allow		2,292,022-				
	Discounts and Allow		3,107,239-				
	Expense						
	Scholarship Discounts				183,243-		
	Account Total	0	5,399,261-	0	183,243-	5,216,018-	5,216,018-
320001	AUXILIARY BUDGETS DUMMY						
	Revenue						
	Fees		100,000				
	Gifts		50,000				
	Sales and Services		400,000				
	Other Operating Inc		80,000				
	Expense						
	Wages				140,000		
	Benefits				14,000		
	Utilities				17,000		
	Operations and Maintenance				482,300		
	Account Total	500,000	630,000	0	653,300	23,300-	476,700
323800	FRIENDS OF THE JOHN E CONNER MUSEUM						
	Revenue						
	Gifts		30,986				
	Expense						
	Salaries - Non-Faculty				23,977		
	Benefits				7,009		
	Account Total	0	30,986	0	30,986	0	0
324180	ENGLISH LANGUAGE TRAINING CENTER						
	Revenue						
	Sales and Services		74,868				
	Expense						
	Salaries - Non-Faculty				69,888		
	Benefits				4,980		
	Account Total	0	74,868	0	74,868	0	0

Printed on a Xerox 9700 Laser Printing System at the Computing Services Center / Texas A&M University

Form: URGB01 (02/05/85)

Account	Description	Beginning Balance	Revenues	Net Allocations	Expenditures	Increase (Decrease)	Ending Balance
324510	ATHLETIC ADVERTISING						
	Revenue						
	Sales and Services		270,000				
	Expense						
	Salaries - Non-Faculty				103,308		
	Benefits				28,156		
	Account Total	0	270,000	0	131,464	138,536	138,536
324713	EPA CONFERENCE						
	Revenue						
	Sales and Services		42,493				
	Expense						
	Salaries - Non-Faculty				30,281		
	Benefits				12,212		
	Account Total	0	42,493	0	42,493	0	0
324800	WILDLIFE CENTER						
	Revenue						
	Gifts		32,520				
	Sales and Services		27,568				
	Expense						
	Salaries - Non-Faculty				41,253		
	Benefits				18,835		
	Account Total	0	60,088	0	60,088	0	0
325001	ITECH AUX OVERHEAD CHARGES						
	Revenue						
	Sales and Services		365,000				
	Expense						
	Operations and Maintenance				365,000		
	Account Total	0	365,000	0	365,000	0	0
331000	BISHOP HALL						
	Revenue						
	Sales and Services		722,800				
	Other Operating Inc		9,050				
	Expense						
	Salaries - Non-Faculty				76,599		
	Wages				85,500		
	Benefits				28,650		
	Utilities				157,200		
	Scholarships				15,000		
	Operations and Maintenance				267,835		
	Account Total	0	731,850	101,066-	630,784	0	0
331003	BISHOP-MAINTENANCE RESERVE						
	Expense						
	Operations and Maintenance				40,000		
	Account Total	0	0	40,000	40,000	0	0

Printed on a Xerox 9700 Laser Printing System at the Computing Services Center / Texas A&M University

Form: URGB01 (02/05/85)

Account	Description	Beginning Balance	Revenues	Net Allocations	Expenditures	Increase (Decrease)	Ending Balance
331099	UNAPPROPRIATED-BISHOP HALL						
	Account Total	1,100,000	0	61,066	0	61,066	1,161,066
332000	MARTIN HALL						
	Revenue						
	Sales and Services		880,200				
	Other Operating Inc		8,900				
	Expense						
	Salaries - Non-Faculty				127,162		
	Wages				120,000		
	Benefits				41,000		
	Utilities				176,800		
	Scholarships				20,000		
	Operations and Maintenance				280,630		
	Account Total	0	889,100	123,508-	765,592	0	0
332001	MARTIN HALL - SUMMER OPERATIONS						
	Expense						
	Operations and Maintenance				8,700		
	Account Total	0	0	8,700	8,700	0	0
332003	MARTIN-MAINTENANCE RESERVE						
	Expense						
	Operations and Maintenance				50,000		
	Account Total	0	0	50,000	50,000	0	0
332099	UNAPPROPRIATED-MARTIN HALL						
	Account Total	1,290,000	0	64,808	0	64,808	1,354,808
334000	CAMPUS FOOD SERVICE						
	Revenue						
	Sales and Services		5,450,000				
	Expense						
	Utilities				116,400		
	Operations and Maintenance				4,600,000		
	Account Total	0	5,450,000	733,600-	4,716,400	0	0
334009	CAMPUS FOOD SERVICE-UNAPPROPRIATED						
	Account Total	900,000	0	324,270	0	324,270	1,224,270

Printed on a Xerox 9700 Laser Printing System at the Computing Services Center / Texas A&M University

Form: URGB01 (02/05/85)

Account	Description	Beginning Balance	Revenues	Net Allocations	Expenditures	Increase (Decrease)	Ending Balance
335000	TURNER HALL						
	Revenue						
	Sales and Services		969,400				
	Other Operating Inc		9,800				
	Expense						
	Salaries - Non-Faculty				81,018		
	Wages				88,000		
	Benefits				35,030		
	Utilities				158,500		
	Scholarships				45,000		
	Operations and Maintenance				270,000		
	Account Total	0	979,200	301,652-	677,548	0	0
335003	TURNER-MAINTENANCE RESERVE						
	Expense						
	Operations and Maintenance				50,000		
	Account Total	0	0	50,000	50,000	0	0
335099	UNAPPROPRIATED-TURNER HALL						
	Account Total	520,000	0	251,652	0	251,652	771,652
336000	BOOKSTORE						
	Revenue						
	Sales and Services		250,000				
	Expense						
	Utilities				24,400		
	Operations and Maintenance				18,000		
	Account Total	0	250,000	207,600-	42,400	0	0
336099	UNAPPROPRIATED-UNIVERSITY BOOKSTORE						
	Account Total	300,000	0	207,600	0	207,600	507,600
337000	STUDENT UNION BUILDING						
	Expense						
	Salaries - Non-Faculty				139,244		
	Wages				130,000		
	Benefits				19,571		
	Utilities				55,000		
	Operations and Maintenance				423,365		
	Account Total	0	0	767,180	767,180	0	0
337001	STUDENT UNION DINING FACILITIES						
	Expense						
	Wages				8,000		
	Benefits				100		
	Operations and Maintenance				65,922		
	Account Total	0	0	74,022	74,022	0	0

Printed on a Xerox 9700 Laser Printing System at the Computing Services Center / Texas A&M University

Form: URGB01 (02/05/85)

Account	Description	Beginning Balance	Revenues	Net Allocations	Expenditures	Increase (Decrease)	Ending Balance
337003	SUB-MAINTENANCE RESERVE						
	Expense						
	Operations and Maintenance				25,000		
	Equipment (Capitalized)				8,000		
	Account Total	0	0	33,000	33,000	0	0
337025	STUDENT UNION RENTAL ACTIVITIES						
	Revenue						
	Sales and Services		12,500				
	Account Total	0	12,500	12,500-	0	0	0
337035	EQUIPMENT FEES						
	Revenue						
	Sales and Services		5,000				
	Account Total	0	5,000	5,000-	0	0	0
337090	SALARY SAVINGS-SUB						
	Expense						
	Salaries - Non-Faculty				5,756-		
	Operations and Maintenance				77,477-		
	Account Total	0	0	83,233-	83,233-	0	0
338000	POTEET HALL/ACADEMY HS						
	Revenue						
	Sales and Services		165,750				
	Account Total	0	165,750	165,750-	0	0	0
338099	UNAPPROPRIATED-POTEET HALL						
	Account Total	300,000	0	0	0	0	300,000
339000	LYNCH HALL						
	Revenue						
	Sales and Services		722,400				
	Other Operating Inc		7,300				
	Expense						
	Salaries - Non-Faculty				46,362		
	Benefits				22,266		
	Utilities				93,400		
	Scholarships				10,500		
	Operations and Maintenance				223,634		
	Account Total	0	729,700	333,538-	396,162	0	0
339003	LYNCH-MAINTENANCE RESERVE						
	Expense						
	Operations and Maintenance				19,000		
	Account Total	0	0	19,000	19,000	0	0

Printed on a Xerox 9700 Laser Printing System at the Computing Services Center / Texas A&M University

Form: URGB01 (02/05/85)

Account	Description	Beginning Balance	Revenues	Net Allocations	Expenditures	Increase (Decrease)	Ending Balance
339090	SALARY SAVINGS-LYNCH						
	Expense						
	Salaries - Non-Faculty				24,190-		
	Operations and Maintenance				292,101-		
	Account Total	0	0	316,291-	316,291-	0	0
339099	UNAPPROPRIATED-LYNCH HALL						
	Account Total	1,190,000	0	630,829	0	630,829	1,820,829
341000	LUCIO HALL						
	Revenue						
	Sales and Services		3,396,300				
	Other Operating Inc		34,300				
	Expense						
	Salaries - Non-Faculty				172,565		
	Benefits				57,824		
	Utilities				277,000		
	Scholarships				65,000		
	Operations and Maintenance				755,815		
	Account Total	0	3,430,600	2,102,396-	1,328,204	0	0
341001	OFFICE OF RESIDENCE LIFE						
	Expense						
	Operations and Maintenance				1,600		
	Account Total	0	0	1,600	1,600	0	0
341003	LUCIO HALL-MAINT RESERVE						
	Expense						
	Operations and Maintenance				94,000		
	Account Total	0	0	94,000	94,000	0	0
341099	UNAPPROPRIATED-LUCIO HALL						
	Account Total	180,000	0	163,560	0	163,560	343,560
342000	MESQUITE VILLAGE WEST						
	Revenue						
	Sales and Services		1,435,500				
	Other Operating Inc		14,500				
	Expense						
	Salaries - Non-Faculty				68,462		
	Benefits				80,219		
	Utilities				196,100		
	Scholarships				65,000		
	Operations and Maintenance				336,600		
	Account Total	0	1,450,000	703,619-	746,381	0	0

Printed on a Xerox 9700 Laser Printing System at the Computing Services Center / Texas A&M University

Form: URGB01 (02/05/85)

Account	Description	Beginning Balance	Revenues	Net Allocations	Expenditures	Increase (Decrease)	Ending Balance
342003	MESQUITE VILLAGE WEST-MAINT RESV						
	Expense						
	Operations and Maintenance				76,650		
	Account Total	0	0	76,650	76,650	0	0
342099	UNAPPROPRIATED-MESQUITE WEST-HONORS						
	Account Total	210,000	0	420,931-	0	420,931-	210,931-

Printed on a Xerox 9700 Laser Printing System at the Computing Services Center / Texas A&M University

Form: URGB01 (02/05/85)

Account	Description	Beginning Balance	Revenues	Net Allocations	Expenditures	Increase (Decrease)	Ending Balance
Auxiliary Enterprises - Board Approved							
	Revenue						
	Fees		9,270,870				
	Discounts and Allow		2,292,022-				
	Exemptions		514,600				
	Gifts		113,506				
	Sales and Services		16,630,429				
	Discounts and Allow		3,107,239-				
	Other Operating Inc		325,450				
	Expense						
	Salaries - Non-Faculty				4,090,463		
	Wages				1,116,649		
	Benefits				1,355,531		
	Utilities				1,457,100		
	Scholarships				2,856,100		
	Scholarship Discounts				183,243-		
	Operations and Maintenance				12,496,124		
	Equipment (Capitalized)				18,000		
	Other Non-Operating Expense				104,900		
	Grand Total	9,259,000	21,455,594	1,588,491-	23,311,624	3,444,521-	5,814,479

Printed on a Xerox 9700 Laser Printing System at the Computing Services Center / Texas A&M University

Form: URGB01 (02/05/85)

Account	Description	Beginning Balance	Revenues	Net Allocations	Expenditures	Increase (Decrease)	Ending Balance

****
* *
* BLANK PAGE *
* *
****

Printed on a Xerox 9700 Laser Printing System at the Computing Services Center / Texas A&M University

Form: URGB01 (02/05/85)

Account	Description	Beginning Balance	Revenues	Net Allocations	Expenditures	Increase (Decrease)	Ending Balance
400039	SEOG 2018-2019-FEDERAL						
	Revenue						
	Student Financial A		385,884				
	Expense						
	Scholarships				385,884		
	Account Total	0	385,884	0	385,884	0	0
400049	WORKSTUDY PROGRAM SALARIES 2019-FED						
	Revenue						
	Student Financial A		447,316				
	Expense						
	Wages				447,316		
	Account Total	0	447,316	0	447,316	0	0
400059	PELL 2018-2019-FEDERAL						
	Revenue						
	Student Financial A		15,000,000				
	Expense						
	Scholarships				15,000,000		
	Account Total	0	15,000,000	0	15,000,000	0	0
400998	TUITION DISCOUNTING (CONTRA REV)						
	Expense						
	Scholarship Discounts				14,065,457-		
	Account Total	0	0	0	14,065,457-	14,065,457	14,065,457
410008	FEDERAL GRANTS - BUDGET DUMMY						
	Revenue						
	Contracts and Grant		5,500,000				
	Student Financial A		100,000				
	Expense						
	Wages				100,000		
	Benefits				10,000		
	Scholarships				350,000		
	Operations and Maintenance				3,750,000		
	Equipment (Capitalized)				300,000		
	Account Total	0	5,600,000	0	4,510,000	1,090,000	1,090,000
440009	THECB-TEXAS GRANT						
	Revenue						
	Student Financial A		6,500,000				
	Expense						
	Scholarships				6,500,000		
	Account Total	0	6,500,000	0	6,500,000	0	0

Printed on a Xerox 9700 Laser Printing System at the Computing Services Center / Texas A&M University

Form: URGB01 (02/05/85)

Account	Description	Beginning Balance	Revenues	Net Allocations	Expenditures	Increase (Decrease)	Ending Balance
440098	STATE GRANTS - BUDGETS DUMMY						
	Revenue						
	Contracts and Grant		280,000				
	Expense						
	Salaries - Non-Faculty				75,000		
	Wages				50,000		
	Benefits				12,000		
	Operations and Maintenance				100,000		
	Account Total	400,000	280,000	0	237,000	43,000	443,000
460098	NG-PRIVATE GRANTS & CONTR. BUDGETS						
	Revenue						
	Contracts and Grant		1,750,000				
	Student Financial A		200,000				
	Gifts		700,000				
	Sales and Services		900,000				
	Investment Income		400,000				
	Expense						
	Wages				1,524,000		
	Benefits				150,000		
	Scholarships				100,000		
	Operations and Maintenance				1,500,000		
	Equipment (Capitalized)				50,000		
	Account Total	0	3,950,000	0	3,324,000	626,000	626,000
460571	NG-PROGRAM INCOME-400138 VIPER						
	Revenue						
	Contracts and Grant		40,363				
	Expense						
	Salaries - Non-Faculty				28,437		
	Benefits				11,926		
	Account Total	0	40,363	0	40,363	0	0
460706	NG-DOTTERWEICH CHAIR SUPP. RESEARCH						
	Revenue						
	Gifts		77,870				
	Investment Income		5,524				
	Expense						
	Benefits				14,059		
	Account Total	0	83,394	0	14,059	69,335	69,335
460710	NG-COLLAB.STEM LEARNING INFORM. SET						
	Revenue						
	Contracts and Grant		29,261				
	Expense						
	Salaries - Non-Faculty				25,340		
	Benefits				3,921		
	Account Total	0	29,261	0	29,261	0	0

Printed on a Xerox 9700 Laser Printing System at the Computing Services Center / Texas A&M University

Form: URGB01 (02/05/85)

Account	Description	Beginning Balance	Revenues	Net Allocations	Expenditures	Increase (Decrease)	Ending Balance
461501	NG-CITRUS RESEARCH FUND-DONATIONS						
	Revenue						
	Gifts		60,000				
	Sales and Services		2,432				
	Expense						
	Salaries - Non-Faculty				47,564		
	Benefits				14,868		
	Account Total	0	62,432	0	62,432	0	0
461901	NG-CKF KLEBERG HALL NATURAL HISTORY						
	Revenue						
	Gifts		15,000				
	Investment Income		3,150				
	Expense						
	Salaries - Non-Faculty				14,473		
	Benefits				3,677		
	Account Total	0	18,150	0	18,150	0	0
463802	NG-WILD CATS CONSERVATION FUND						
	Revenue						
	Gifts		8,666				
	Expense						
	Salaries - Non-Faculty				4,989		
	Benefits				3,677		
	Account Total	0	8,666	0	8,666	0	0
463900	NG-KLEBERG WILDLIFE RESEARCH INSTIT						
	Revenue						
	Gifts		3,000,000				
	Sales and Services		20,000				
	Investment Income		300,000				
	Expense						
	Salaries - Faculty				609,003		
	Salaries - Non-Faculty				1,041,364		
	Benefits				325,911		
	Utilities				6,000		
	Scholarships				100,000		
	Operations and Maintenance				735,000		
	Account Total	2,500,000	3,320,000	0	2,817,278	502,722	3,002,722
463929	NG-ST NATIVE PLANT RESTORATION DONA						
	Revenue						
	Gifts		2,722				
	Expense						
	Salaries - Non-Faculty				2,338		
	Benefits				384		
	Account Total	0	2,722	0	2,722	0	0

Printed on a Xerox 9700 Laser Printing System at the Computing Services Center / Texas A&M University

Form: URGB01 (02/05/85)

Account	Description	Beginning Balance	Revenues	Net Allocations	Expenditures	Increase (Decrease)	Ending Balance
463936	NG-WEST TEXAS NATIVE SEED PROJECT						
	Revenue						
	Contracts and Grant		70,122				
	Expense						
	Salaries - Non-Faculty				54,200		
	Benefits				15,922		
	Account Total	0	70,122	0	70,122	0	0
463949-00012	MATCH-MD 543004-WHITE FRONTED GEESE						
	Revenue						
	Contracts and Grant		12,821				
	Expense						
	Salaries - Faculty				11,887		
	Benefits				934		
	Account Total	0	12,821	0	12,821	0	0
463949-00013	MATCH-MD 543005 - SANDHILL CRANES						
	Revenue						
	Contracts and Grant		11,259				
	Expense						
	Salaries - Faculty				10,460		
	Benefits				799		
	Account Total	0	11,259	0	11,259	0	0
463952-00007	MATCH:MANDATORY-533005-DNA TECH						
	Revenue						
	Contracts and Grant		14,739				
	Expense						
	Salaries - Faculty				7,485		
	Salaries - Non-Faculty				6,115		
	Benefits				1,139		
	Account Total	0	14,739	0	14,739	0	0
463952-00010	MATCH-VC-570107-DELIV OF ACARICIDES						
	Revenue						
	Contracts and Grant		3,856				
	Expense						
	Salaries - Faculty				3,494		
	Salaries - Non-Faculty				29		
	Benefits				333		
	Account Total	0	3,856	0	3,856	0	0
463954-00001	MATCH-MD 533006-PRONGHORN IN TX						
	Revenue						
	Contracts and Grant		13,312				
	Expense						
	Salaries - Faculty				12,172		
	Benefits				1,140		
	Account Total	0	13,312	0	13,312	0	0

Printed on a Xerox 9700 Laser Printing System at the Computing Services Center / Texas A&M University

Form: URGB01 (02/05/85)

Account	Description	Beginning Balance	Revenues	Net Allocations	Expenditures	Increase (Decrease)	Ending Balance
463954-00006	MATCH-VC 570051-CATTLE;WH TAIL DEER						
	Revenue						
	Contracts and Grant		2,848				
	Expense						
	Salaries - Faculty				1,107		
	Salaries - Non-Faculty				1,529		
	Benefits				212		
	Account Total	0	2,848	0	2,848	0	0
463961-00008	MATCH-VC 570108 CNTRL TX QUAIL RSRC						
	Revenue						
	Contracts and Grant		1,656				
	Expense						
	Salaries - Non-Faculty				1,529		
	Benefits				127		
	Account Total	0	1,656	0	1,656	0	0
463962-00008	MATCH-MD 533004-MULEDEER TX PANHAND						
	Revenue						
	Contracts and Grant		2,386				
	Expense						
	Salaries - Faculty				2,213		
	Benefits				173		
	Account Total	0	2,386	0	2,386	0	0
463964-00005	MATCH-VC-570085-SEASONAL BURN EWF						
	Revenue						
	Contracts and Grant		3,905				
	Expense						
	Salaries - Faculty				3,546		
	Benefits				359		
	Account Total	0	3,905	0	3,905	0	0
464001	NG-KRIRM-OPERATING						
	Revenue						
	Gifts		40,000				
	Investment Income		1,749				
	Expense						
	Salaries - Non-Faculty				39,959		
	Benefits				1,790		
	Account Total	0	41,749	0	41,749	0	0
464007	NG-PAUL C GENHO END CHAIR RANCH MAN						
	Revenue						
	Investment Income		151,560				
	Expense						
	Salaries - Faculty				120,000		
	Benefits				31,560		
	Account Total	0	151,560	0	151,560	0	0

Printed on a Xerox 9700 Laser Printing System at the Computing Services Center / Texas A&M University

Form: URGB01 (02/05/85)

Account	Description	Beginning Balance	Revenues	Net Allocations	Expenditures	Increase (Decrease)	Ending Balance
501014-00001	FY15-19 MCNAIR SCHOLARS-ADMINISTRAT						
	Revenue						
	Contracts and Grant		132,409				
	Expense						
	Salaries - Non-Faculty				112,026		
	Benefits				20,383		
	Account Total	0	132,409	0	132,409	0	0
501015-00001	FY14-21 GEAR UP PARTNERSHIP-ADMIN						
	Revenue						
	Contracts and Grant		533,423				
	Expense						
	Salaries - Non-Faculty				451,317		
	Benefits				82,106		
	Account Total	0	533,423	0	533,423	0	0
501016-00001	SSS 2016-2020-ADMININSTRATIVE						
	Revenue						
	Contracts and Grant		79,983				
	Expense						
	Salaries - Non-Faculty				73,027		
	Benefits				6,956		
	Account Total	0	79,983	0	79,983	0	0
501017	I-CARE-ACAD RESEARCH AND ENGAGEMENT						
	Revenue						
	Contracts and Grant		296,246				
	Expense						
	Salaries - Non-Faculty				228,371		
	Benefits				67,875		
	Account Total	0	296,246	0	296,246	0	0
501018-00001	EOC RURAL 2016-2021-ADMINISTRATIVE						
	Revenue						
	Contracts and Grant		114,472				
	Expense						
	Salaries - Non-Faculty				83,992		
	Benefits				30,480		
	Account Total	0	114,472	0	114,472	0	0
501019-00001	2017-2022 UPWARD BOUND-REG-ADMIN						
	Revenue						
	Contracts and Grant		26,081				
	Expense						
	Salaries - Non-Faculty				20,716		
	Benefits				5,365		
	Account Total	0	26,081	0	26,081	0	0

Printed on a Xerox 9700 Laser Printing System at the Computing Services Center / Texas A&M University

Form: URGB01 (02/05/85)

Account	Description	Beginning Balance	Revenues	Net Allocations	Expenditures	Increase (Decrease)	Ending Balance
501020-00001	SSS-STEM-2016-2020-ADMINISTRATIVE						
	Revenue						
	Contracts and Grant		94,180				
	Expense						
	Salaries - Non-Faculty				78,830		
	Benefits				15,350		
	Account Total	0	94,180	0	94,180	0	0
501021-00001	EDUC TALENT SEARCH 2016-2021-ADMIN						
	Revenue						
	Contracts and Grant		150,331				
	Expense						
	Salaries - Non-Faculty				125,189		
	Benefits				25,142		
	Account Total	0	150,331	0	150,331	0	0
501022-00001	2017-2022 UPWARD BOUND-RURAL-ADMIN						
	Revenue						
	Contracts and Grant		119,934				
	Expense						
	Salaries - Non-Faculty				98,639		
	Benefits				21,295		
	Account Total	0	119,934	0	119,934	0	0
501023-00001	EOC REGULAR 2017-2022-ADMIN						
	Revenue						
	Contracts and Grant		86,713				
	Expense						
	Salaries - Non-Faculty				68,467		
	Benefits				18,246		
	Account Total	0	86,713	0	86,713	0	0
501024-00001	UBMS REGULAR 2017-2022-ADMIN						
	Revenue						
	Contracts and Grant		119,014				
	Expense						
	Salaries - Non-Faculty				91,923		
	Benefits				27,091		
	Account Total	0	119,014	0	119,014	0	0
501025-00001	2017-2022 UBMS RURAL-ADMINISTRATIVE						
	Revenue						
	Contracts and Grant		102,898				
	Expense						
	Salaries - Non-Faculty				80,177		
	Benefits				22,721		
	Account Total	0	102,898	0	102,898	0	0

Printed on a Xerox 9700 Laser Printing System at the Computing Services Center / Texas A&M University

Form: URGB01 (02/05/85)

Account	Description	Beginning Balance	Revenues	Net Allocations	Expenditures	Increase (Decrease)	Ending Balance
502006	LEADERS:EXPERIENTIAL RESEARCH SKILL						
	Revenue						
	Contracts and Grant		11,714				
	Expense						
	Salaries - Faculty				11,227		
	Benefits				487		
	Account Total	0	11,714	0	11,714	0	0
502011	ADVANCING LEADERS 2 THE DOCTORATE						
	Revenue						
	Contracts and Grant		11,714				
	Expense						
	Salaries - Faculty				11,227		
	Benefits				487		
	Account Total	0	11,714	0	11,714	0	0
503005	NUERONAL PLASTICITY & AXON REGEN						
	Revenue						
	Contracts and Grant		11,017				
	Expense						
	Salaries - Non-Faculty				9,540		
	Benefits				1,477		
	Account Total	0	11,017	0	11,017	0	0
503007	GAIN OF FUNCTION TOXICITY IN POLYG						
	Revenue						
	Contracts and Grant		32,165				
	Expense						
	Salaries - Non-Faculty				32,165		
	Account Total	0	32,165	0	32,165	0	0
503008	GENE EXPRESSION-OBESITY/T2 DIABETES						
	Revenue						
	Contracts and Grant		24,693				
	Expense						
	Salaries - Non-Faculty				17,579		
	Benefits				7,114		
	Account Total	0	24,693	0	24,693	0	0
503009	EFFECTS OF SNAKE VENOM CRISP TOXINS						
	Revenue						
	Contracts and Grant		44,344				
	Expense						
	Salaries - Faculty				32,411		
	Benefits				11,933		
	Account Total	0	44,344	0	44,344	0	0

Printed on a Xerox 9700 Laser Printing System at the Computing Services Center / Texas A&M University

Form: URGB01 (02/05/85)

Account	Description	Beginning Balance	Revenues	Net Allocations	Expenditures	Increase (Decrease)	Ending Balance
505515-00001	COLLAB RESEARCH:TAMU-AGEP - ADMIN						
	Revenue						
	Contracts and Grant		22,003				
	Expense						
	Salaries - Non-Faculty				15,814		
	Benefits				6,189		
	Account Total	0	22,003	0	22,003	0	0
505516	CRISP:GREEN & GRAY WATER INFRASTRTR						
	Revenue						
	Contracts and Grant		55,296				
	Expense						
	Salaries - Non-Faculty				43,200		
	Benefits				12,096		
	Account Total	0	55,296	0	55,296	0	0
511030	EARLY DETECTION OF HLB-ROOT SAMPLES						
	Revenue						
	Contracts and Grant		34,455				
	Expense						
	Salaries - Non-Faculty				23,565		
	Benefits				10,890		
	Account Total	0	34,455	0	34,455	0	0
511040	FY17-CITRUS GERMPLASM SAFEKEEPING						
	Revenue						
	Contracts and Grant		68,068				
	Expense						
	Salaries - Non-Faculty				43,796		
	Benefits				24,272		
	Account Total	0	68,068	0	68,068	0	0
511041	TX 17-CITRUS COMMODITY PEST SURVEY						
	Revenue						
	Contracts and Grant		271,276				
	Expense						
	Salaries - Faculty				73,667		
	Salaries - Non-Faculty				135,152		
	Benefits				62,457		
	Account Total	0	271,276	0	271,276	0	0
511042	2017-2018 TX CITRUS CLEAN PLANT						
	Revenue						
	Contracts and Grant		80,223				
	Expense						
	Salaries - Non-Faculty				62,960		
	Benefits				17,263		
	Account Total	0	80,223	0	80,223	0	0

Printed on a Xerox 9700 Laser Printing System at the Computing Services Center / Texas A&M University

Form: URGB01 (02/05/85)

Account	Description	Beginning Balance	Revenues	Net Allocations	Expenditures	Increase (Decrease)	Ending Balance
511045	NATIONAL FERAL SWINE DAMAGE MANAGE						
	Revenue						
	Contracts and Grant		53,120				
	Expense						
	Salaries - Non-Faculty				39,480		
	Benefits				13,640		
	Account Total	0	53,120	0	53,120	0	0
511805	2017-19 NATIVE SEEDS-WST TX/COASTAL						
	Revenue						
	Contracts and Grant		7,307				
	Expense						
	Salaries - Non-Faculty				6,234		
	Benefits				1,073		
	Account Total	0	7,307	0	7,307	0	0
511806	E TX COLLECT/DEV/RELEASE NTV SEEDS						
	Revenue						
	Contracts and Grant		76,174				
	Expense						
	Salaries - Non-Faculty				66,984		
	Benefits				9,190		
	Account Total	0	76,174	0	76,174	0	0
539035	DEMONSTRATION PROJECT-HLB MGT IN TX						
	Revenue						
	Contracts and Grant		30,314				
	Expense						
	Salaries - Non-Faculty				21,360		
	Benefits				8,954		
	Account Total	0	30,314	0	30,314	0	0
539037	EFFECTOROMICS OF HLB ASSOC PATHOGEN						
	Revenue						
	Contracts and Grant		49,065				
	Expense						
	Salaries - Non-Faculty				35,934		
	Benefits				13,131		
	Account Total	0	49,065	0	49,065	0	0
539041-00001	CONDENSING FLUE GAS WATER VAPOR						
	Revenue						
	Contracts and Grant		25,362				
	Expense						
	Salaries - Non-Faculty				23,336		
	Benefits				2,026		
	Account Total	0	25,362	0	25,362	0	0

Printed on a Xerox 9700 Laser Printing System at the Computing Services Center / Texas A&M University

Form: URGB01 (02/05/85)

Account	Description	Beginning Balance	Revenues	Net Allocations	Expenditures	Increase (Decrease)	Ending Balance
539044	VECTOR MANAGEMENT UNDER HLB STRESS						
	Revenue						
	Contracts and Grant		36,133				
	Expense						
	Salaries - Non-Faculty				24,777		
	Benefits				11,356		
	Account Total	0	36,133	0	36,133	0	0
541016	TXDOT 0-6665-2018 NTVE PLANT INTEG						
	Revenue						
	Contracts and Grant		281,824				
	Expense						
	Salaries - Non-Faculty				225,591		
	Benefits				56,233		
	Account Total	0	281,824	0	281,824	0	0
544003	EDUC EXCELLENCE INNOVATION-PREMONT						
	Revenue						
	Contracts and Grant		45,350				
	Expense						
	Salaries - Faculty				39,546		
	Benefits				5,804		
	Account Total	0	45,350	0	45,350	0	0
544004	TTI- PRIORITY SCHOOLS-PREMONT ELEM						
	Revenue						
	Contracts and Grant		91,111				
	Expense						
	Salaries - Faculty				38,347		
	Salaries - Non-Faculty				47,145		
	Benefits				5,619		
	Account Total	0	91,111	0	91,111	0	0
547501	WATER USE EFFICIENCY & CONSERVATION						
	Revenue						
	Contracts and Grant		24,721				
	Expense						
	Salaries - Non-Faculty				18,147		
	Benefits				6,574		
	Account Total	0	24,721	0	24,721	0	0
550004	TECHNIQUES CONVERTING BERMUDAGRASS						
	Revenue						
	Contracts and Grant		29,020				
	Expense						
	Salaries - Non-Faculty				23,963		
	Benefits				5,057		
	Account Total	0	29,020	0	29,020	0	0

Printed on a Xerox 9700 Laser Printing System at the Computing Services Center / Texas A&M University

Form: URGB01 (02/05/85)

Account	Description	Beginning Balance	Revenues	Net Allocations	Expenditures	Increase (Decrease)	Ending Balance
570080-00004	FY18 BOBWHITE POPULATION/GRAZING						
	Revenue						
	Contracts and Grant		16,127				
	Expense						
	Salaries - Faculty				14,677		
	Benefits				1,450		
	Account Total	0	16,127	0	16,127	0	0
570101	2017-2020 SOTX NATIVES-KLEBERG FND						
	Revenue						
	Contracts and Grant		80,110				
	Expense						
	Salaries - Non-Faculty				64,685		
	Benefits				15,425		
	Account Total	0	80,110	0	80,110	0	0
570102	ENHANCED NTVE SEED-SO&WEST TX-BROWN						
	Revenue						
	Contracts and Grant		23,470				
	Expense						
	Salaries - Non-Faculty				19,484		
	Benefits				3,986		
	Account Total	0	23,470	0	23,470	0	0
570103	GAMEBIRDS IN THE COASTAL PRAIRIE						
	Revenue						
	Contracts and Grant		78,428				
	Expense						
	Salaries - Non-Faculty				54,874		
	Benefits				23,554		
	Account Total	0	78,428	0	78,428	0	0
570106	NATIVE PRAIRIE RESTORATION PLANTING						
	Revenue						
	Contracts and Grant		8,669				
	Expense						
	Salaries - Non-Faculty				7,442		
	Benefits				1,227		
	Account Total	0	8,669	0	8,669	0	0
570110	STN-PLANT RESTORE-SOTX SAND SHEET						
	Revenue						
	Contracts and Grant		48,221				
	Expense						
	Salaries - Non-Faculty				41,318		
	Benefits				6,903		
	Account Total	0	48,221	0	48,221	0	0

Printed on a Xerox 9700 Laser Printing System at the Computing Services Center / Texas A&M University

Form: URGB01 (02/05/85)

Account	Description	Beginning Balance	Revenues	Net Allocations	Expenditures	Increase (Decrease)	Ending Balance
571242	TCPB-2017/18 TX BUDWOOD CERT PRGRM						
	Revenue						
	Contracts and Grant		43,643				
	Expense						
	Salaries - Non-Faculty				31,280		
	Benefits				12,363		
	Account Total	0	43,643	0	43,643	0	0
571244	TCPB-2017/18-CC TECHNICAL SUPPORT						
	Revenue						
	Contracts and Grant		77,116				
	Expense						
	Salaries - Non-Faculty				56,470		
	Benefits				20,646		
	Account Total	0	77,116	0	77,116	0	0
650000	SCHOLARSHIPS-BUDGET						
	Revenue						
	Gifts		1,400,000				
	Expense						
	Scholarships				1,000,000		
	Account Total	3,000,000	1,400,000	0	1,000,000	400,000	3,400,000
650019	ATHLETIC SCHOLARSHIPS OPERATING FD						
	Revenue						
	Gifts		85,000				
	Expense						
	Scholarships				85,000		
	Account Total	0	85,000	0	85,000	0	0

Printed on a Xerox 9700 Laser Printing System at the Computing Services Center / Texas A&M University

Form: URGB01 (02/05/85)

Account	Description	Beginning Balance	Revenues	Net Allocations	Expenditures	Increase (Decrease)	Ending Balance
Restricted Funds - Board Approved							
	Revenue						
	Contracts and Grant		11,384,465				
	Student Financial A		22,633,200				
	Gifts		5,389,258				
	Sales and Services		922,432				
	Investment Income		861,983				
	Expense						
	Salaries - Faculty				1,002,469		
	Salaries - Non-Faculty				4,047,815		
	Wages				2,121,316		
	Benefits				1,326,797		
	Utilities				6,000		
	Scholarships				23,520,884		
	Scholarship Discounts				14,065,457-		
	Operations and Maintenance				6,085,000		
	Equipment (Capitalized)				350,000		
	Grand Total	5,900,000	41,191,338	0	24,394,824	16,796,514	22,696,514

Printed on a Xerox 9700 Laser Printing System at the Computing Services Center / Texas A&M University

Form: URGB01 (02/05/85)

Account	Description	Beginning Balance	Revenues	Net Allocations	Expenditures	Increase (Decrease)	Ending Balance

This section not used.

Printed on a Xerox 9700 Laser Printing System at the Computing Services Center / Texas A&M University

Form: URGB01 (02/05/85)

Account	Description	Beginning Balance	Revenues	Net Allocations	Expenditures	Increase (Decrease)	Ending Balance

****
*   *
* BLANK PAGE *
*   *
****

Printed on a Xerox 9700 Laser Printing System at the Computing Services Center / Texas A&M University

Form: URGB01 (02/05/85)

CC	Account	Transaction Description	- Offset - CC	Account	Amount	-------- Actual Entry --------- ---- From ----- CC	Account	----- To ------ CC	Account	Feed	Mand
17	010000	EDUCATION AND GENERAL INCOME									
		EST INCOME TRANSFER PER 664	17	011995	75,581,001.00-	17	010000	17	011995	Y	
		** Decrease in Fund Balance **			75,581,001.00-						
17	010109	TUITION DISCOUNTING (CONTRA REV)									
		TUITION DISCOUNTING	17	040009	5,334,732.00	17	040009	17	010109	N	
		** Increase in Fund Balance **			5,334,732.00						
17	011995	TRANSFER OF BUDGETED FUNDS									
		EST INCOME TRANSFER PER 664	17	010000	75,581,001.00	17	010000	17	011995	Y	
		TRB DEBT SERVICE TRANSFER	01	011204	6,619,959.00-	17	011995	01	011204	N	Y
		ESTIMATED EXPENDITURES_PER 664	17	012000	7,874,885.00-	17	011995	17	012000	Y	
		ESTIMATED EXPENDITURES_PER 664	17	012100	3,895,749.00-	17	011995	17	012100	Y	
		ESTIMATED EXPENDITURES_PER 664	17	013000	30,988,571.00-	17	011995	17	013000	Y	
		ESTIMATED EXPENDITURES_PER 664	17	013700	6,001,853.00-	17	011995	17	013700	Y	
		ESTIMATED EXPENDITURES_PER 664	17	014000	359,943.00-	17	011995	17	014000	Y	
		ESTIMATED EXPENDITURES_PER 664	17	014100	852,422.00-	17	011995	17	014100	Y	
		ESTIMATED EXPENDITURES_PER 664	17	014500	135,499.00-	17	011995	17	014500	Y	
		ESTIMATED EXPENDITURES_PER 664	17	014800	297,554.00-	17	011995	17	014800	Y	
		ESTIMATED EXPENDITURES_PER 664	17	015000	175,000.00-	17	011995	17	015000	Y	
		ESTIMATED EXPENDITURES_PER 664	17	015100	982,936.00-	17	011995	17	015100	Y	
		ESTIMATED EXPENDITURES_PER 664	17	015400	120,000.00-	17	011995	17	015400	Y	
		ESTIMATED EXPENDITURES_PER 664	17	015600	362,999.00-	17	011995	17	015600	Y	
		ESTIMATED EXPENDITURES_PER 664	17	015700	69,539.00-	17	011995	17	015700	Y	
		ESTIMATED EXPENDITURES_PER 664	17	015800	289,640.00-	17	011995	17	015800	Y	
		ESTIMATED EXPENDITURES_PER 664	17	015890	577,700.00-	17	011995	17	015890	Y	
		ESTIMATED EXPENDITURES_PER 664	17	016000	1,035,000.00-	17	011995	17	016000	Y	
		ESTIMATED EXPENDITURES_PER 664	17	016002	518,022.00-	17	011995	17	016002	Y	
		ESTIMATED EXPENDITURES_PER 664	17	016003	70,734.00-	17	011995	17	016003	Y	
		ESTIMATED EXPENDITURES_PER 664	17	016004	2,609,504.00-	17	011995	17	016004	Y	
		ESTIMATED EXPENDITURES_PER 664	17	016006	665,184.00-	17	011995	17	016006	Y	
		ESTIMATED EXPENDITURES_PER 664	17	016013	607,404.00-	17	011995	17	016013	Y	
		ESTIMATED EXPENDITURES_PER 664	17	016015	413,695.00-	17	011995	17	016015	Y	
		ESTIMATED EXPENDITURES_PER 664	17	016017	78,329.00-	17	011995	17	016017	Y	
		ESTIMATED EXPENDITURES_PER 664	17	016030	1,109,585.00-	17	011995	17	016030	Y	
		ESTIMATED EXPENDITURES_PER 664	17	016035	280,500.00-	17	011995	17	016035	Y	
		ESTIMATED EXPENDITURES_PER 664	17	016090	8,966,056.00-	17	011995	17	016090	Y	
		ESTIMATED EXPENDITURES_PER 664	17	019996	200,000.00-	17	011995	17	019996	Y	
		RESIDENT TPEG-GRAD DIFF	17	021900	65,600.00-	17	011995	17	021900	N	
		RESIDENT TPEG	17	021900	1,228,300.00-	17	011995	17	021900	N	
		NON-RESIDENT TPEG	17	021900	247,600.00-	17	011995	17	021900	N	
		NON-RESIDENT TPEG-GRAD DIFF	17	021900	11,900.00-	17	011995	17	021900	N	
		** Decrease in Fund Balance **			2,130,661.00-						
17	012000	GENERAL ADMINISTRATION									
		ESTIMATED EXPENDITURES_PER 664	17	011995	7,874,885.00	17	011995	17	012000	Y	
		ESTIMATED SALARY SAVINGS	17	012100	82,957.00	17	121991	17	012000	Y	
		** Increase in Fund Balance **			7,957,842.00						

Printed on a Xerox 9700 Laser Printing System at the Computing Services Center / Texas A&M University

Form: URGB01 (02/05/85)

CC	Account	Transaction Description	- Offset - CC	Account	Amount	Actual Entry From CC	From Account	To CC	To Account	Feed	Mand
17	012100	GENERAL INSTITUTIONAL EXPENSE									
		ESTIMATED EXPENDITURES_PER 664	17	011995	3,895,749.00	17	011995	17	012100	Y	
		ESTIMATED SALARY SAVINGS	17	012000	82,957.00-	17	121991	17	012000	Y	
		** Increase in Fund Balance **			3,812,792.00						
17	013000	RESIDENT INSTRUCTION AND DOE									
		ESTIMATED EXPENDITURES_PER 664	17	011995	30,988,571.00	17	011995	17	013000	Y	
		** Increase in Fund Balance **			30,988,571.00						
17	013700	INSTRUCTIONAL ADMINISTRATION									
		ESTIMATED EXPENDITURES_PER 664	17	011995	6,001,853.00	17	011995	17	013700	Y	
		** Increase in Fund Balance **			6,001,853.00						
17	014000	ORGANIZED ACTIVITY RELATED TO ED DE									
		ESTIMATED EXPENDITURES_PER 664	17	011995	359,943.00	17	011995	17	014000	Y	
		** Increase in Fund Balance **			359,943.00						
17	014100	ORGANIZED RESEARCH									
		ESTIMATED EXPENDITURES_PER 664	17	011995	852,422.00	17	011995	17	014100	Y	
		** Increase in Fund Balance **			852,422.00						
17	014500	RESEARCH & SPONSORED PROGRAM MATCH									
		ESTIMATED EXPENDITURES_PER 664	17	011995	135,499.00	17	011995	17	014500	Y	
		** Increase in Fund Balance **			135,499.00						
17	014800	LIBRARY									
		ESTIMATED EXPENDITURES_PER 664	17	011995	297,554.00	17	011995	17	014800	Y	
		** Increase in Fund Balance **			297,554.00						
17	015000	PHYSICAL PLANT SUPPORT									
		ESTIMATED EXPENDITURES_PER 664	17	011995	175,000.00	17	011995	17	015000	Y	
		** Increase in Fund Balance **			175,000.00						
17	015100	UNIVERSITY POLICE									
		ESTIMATED EXPENDITURES_PER 664	17	011995	982,936.00	17	011995	17	015100	Y	
		** Increase in Fund Balance **			982,936.00						
17	015400	GROUNDS MAINTENANCE									
		ESTIMATED EXPENDITURES_PER 664	17	011995	120,000.00	17	011995	17	015400	Y	
		** Increase in Fund Balance **			120,000.00						
17	015600	ENGINEERING AND CAMPUS PLANNING									
		ESTIMATED EXPENDITURES_PER 664	17	011995	362,999.00	17	011995	17	015600	Y	
		** Increase in Fund Balance **			362,999.00						
17	015700	CENTRAL RECEIVING AND STOREROOM									
		ESTIMATED EXPENDITURES_PER 664	17	011995	69,539.00	17	011995	17	015700	Y	
		** Increase in Fund Balance **			69,539.00						

Printed on a Xerox 9700 Laser Printing System at the Computing Services Center / Texas A&M University

Form: URGB01 (02/05/85)

CC	Account	Transaction Description	- Offset - CC	Account	Amount	Actual Entry From CC	From Account	To CC	To Account	Feed	Mand
17	015800	OFFICE OF RISK & COMPLIANCE									
		ESTIMATED EXPENDITURES_PER 664	17	011995	289,640.00	17	011995	17	015800	Y	
		** Increase in Fund Balance **			289,640.00						
17	015890	PLANT O&M STAFF BENEFITS									
		ESTIMATED EXPENDITURES_PER 664	17	011995	577,700.00	17	011995	17	015890	Y	
		** Increase in Fund Balance **			577,700.00						
17	016000	TUITION REMISSIONS AND EXEMPTIONS									
		ESTIMATED EXPENDITURES_PER 664	17	011995	1,035,000.00	17	011995	17	016000	Y	
		** Increase in Fund Balance **			1,035,000.00						
17	016002	CITRUS CENTER									
		ESTIMATED EXPENDITURES_PER 664	17	011995	518,022.00	17	011995	17	016002	Y	
		** Increase in Fund Balance **			518,022.00						
17	016003	JOHN E CONNER MUSEUM									
		ESTIMATED EXPENDITURES_PER 664	17	011995	70,734.00	17	011995	17	016003	Y	
		** Increase in Fund Balance **			70,734.00						
17	016004	PROGRAM DEVELOPMENT									
		ESTIMATED EXPENDITURES_PER 664	17	011995	2,609,504.00	17	011995	17	016004	Y	
		** Increase in Fund Balance **			2,609,504.00						
17	016006	VET TECH PROGRAM									
		ESTIMATED EXPENDITURES_PER 664	17	011995	665,184.00	17	011995	17	016006	Y	
		** Increase in Fund Balance **			665,184.00						
17	016013	EXPANDING ENGINEERING EDUCATION									
		ESTIMATED EXPENDITURES_PER 664	17	011995	607,404.00	17	011995	17	016013	Y	
		** Increase in Fund Balance **			607,404.00						
17	016015	WILDLIFE RESEARCH INSTITUTE									
		ESTIMATED EXPENDITURES_PER 664	17	011995	413,695.00	17	011995	17	016015	Y	
		** Increase in Fund Balance **			413,695.00						
17	016017	SOUTH TEXAS ARCHIVES									
		ESTIMATED EXPENDITURES_PER 664	17	011995	78,329.00	17	011995	17	016017	Y	
		** Increase in Fund Balance **			78,329.00						
17	016030	RESEARCH DEVELOPMENT FUND									
		ESTIMATED EXPENDITURES_PER 664	17	011995	1,109,585.00	17	011995	17	016030	Y	
		** Increase in Fund Balance **			1,109,585.00						
17	016035	KING RANCH INSTITUTE FOR RANCH MGMT									
		ESTIMATED EXPENDITURES_PER 664	17	011995	280,500.00	17	011995	17	016035	Y	
		** Increase in Fund Balance **			280,500.00						

Printed on a Xerox 9700 Laser Printing System at the Computing Services Center / Texas A&M University

Form: URGB01 (02/05/85)

CC	Account	Transaction Description	- Offset - CC	Account	Amount	-------- Actual Entry --------- ---- From ----- CC	Account	----- To ------ CC	Account	Feed	Mand
17	016090	HIGHER EDUCATION ASSISTANCE FUND									
		DFD MAINT & RENOV DEBT SVC	01	011251	2,222,299.00-	17	016090	01	011251	N	Y
		ESTIMATED EXPENDITURES_PER 664	17	011995	8,966,056.00	17	011995	17	016090	Y	
		PHYSICAL PLANT PROJECTS	17	087000	4,238,757.00-	17	016090	17	087000	N	
		** Increase in Fund Balance **			2,505,000.00						
17	019996	E&G LUMP SUM VAC SERVICE DEPT									
		ESTIMATED EXPENDITURES_PER 664	17	011995	200,000.00	17	011995	17	019996	Y	
		** Increase in Fund Balance **			200,000.00						
17	021505	ATHLETICS-HIGH SCHOOL ACTIVITIES									
		TRF FOR TRACK & FIELD DEBT SVC	01	088829	150,000.00-	17	021505	01	088829	N	Y
		** Decrease in Fund Balance **			150,000.00-						
17	021610	UNIVERSITY SERVICES FEE REVENUE									
		ESTIMATED EXPENDITURES	17	021620	14,496,336.00-	17	021610	17	021620	Y	
		TRANSFER FOR EST REM & EXEMP	17	026000	833,550.00-	17	021610	17	026000	Y	
		TRANSFER TO SUPPORT ATHLETICS	17	031500	300,000.00-	17	021610	17	031500	Y	
		** Decrease in Fund Balance **			15,629,886.00-						
17	021620	UNIVERSITY SERVICES FEE OPERATIONS									
		ESTIMATED EXPENDITURES	17	021610	14,496,336.00	17	021610	17	021620	Y	
		** Increase in Fund Balance **			14,496,336.00						
17	021640	CLBA-DISTANCE LEARNING									
		TRANSFER FOR EST REM & EXEMP	17	026000	20,000.00-	17	021640	17	026000	Y	
		** Decrease in Fund Balance **			20,000.00-						
17	021655	HEALTH SERVICES & WELLNESS									
		TRANSFER FOR EST REM & EXEMP	17	026000	70,000.00-	17	021655	17	026000	Y	
		** Decrease in Fund Balance **			70,000.00-						
17	021660	APPLIED MUSIC FEE-LOCAL									
		TRANSFER FOR EST REM & EXEMP	17	026000	2,900.00-	17	021660	17	026000	Y	
		** Decrease in Fund Balance **			2,900.00-						
17	021675	STUDENT CENTER COMPLEX FEE									
		TRANSFER FOR EST REM & EXEMP	17	026000	102,000.00-	17	021675	17	026000	Y	
		TRANSFER FOR EST EXP SUB	17	033700	773,469.00-	17	021675	17	033700	Y	
		STUDENT UNION RENOV DEBT SVC	01	088829	108,750.00-	17	021675	01	088829	N	Y
		** Decrease in Fund Balance **			984,219.00-						
17	021680	APPLICATION FEE-UNDERGRAD									
		TRANSFER FOR EST REM & EXEMP	17	026000	7,000.00-	17	021680	17	026000	Y	
		** Decrease in Fund Balance **			7,000.00-						
17	021685	APPLICATION FEE-GRADUATE									
		TRANSFER FOR EST REM & EXEMP	17	026000	1,000.00-	17	021685	17	026000	Y	
		** Decrease in Fund Balance **			1,000.00-						

Printed on a Xerox 9700 Laser Printing System at the Computing Services Center / Texas A&M University

Form: URGB01 (02/05/85)

CC	Account	Transaction Description	- Offset - CC	Account	Amount	Actual Entry From CC	Account	To CC	Account	Feed	Mand
17	021800	DESIGNATED TUITION									
		DES TUITION SET ASIDES	17	021840	1,572,300.00-	17	021800	17	021840	N	
		TRNSF FOR E&G LOCAL ACCTS	17	022000	933,886.00-	17	021800	17	022000	Y	
		TRNSF FOR E&G LOCAL ACCTS__P	17	022100	4,094,524.00-	17	021800	17	022100	Y	
		TRNSF FOR E&G LOCAL ACCTS	17	023200	1,550,946.00-	17	021800	17	023200	Y	
		TRNSF FOR E&G LOCAL ACCTS	17	023700	311,989.00-	17	021800	17	023700	Y	
		TRNSF FOR E&G LOCAL ACCTS	17	024000	230,736.00-	17	021800	17	024000	Y	
		TRNSF FOR E&G LOCAL ACCTS	17	024100	13,781.00-	17	021800	17	024100	Y	
		TRNSF FOR E&G LOCAL ACCTS	17	024800	139,957.00-	17	021800	17	024800	Y	
		TRNSF FOR E&G LOCAL ACCTS	17	025000	125,032.00-	17	021800	17	025000	Y	
		TRNSF FOR E&G LOCAL ACCTS	17	025100	12,399.00-	17	021800	17	025100	Y	
		TRNSF FOR E&G LOCAL ACCTS	17	025500	100,000.00-	17	021800	17	025500	Y	
		TRNSF FOR E&G LOCAL ACCTS	17	025600	58,911.00-	17	021800	17	025600	Y	
		TRNSF FOR E&G LOCAL ACCTS	17	025700	10,803.00-	17	021800	17	025700	Y	
		TRNSF FOR E&G LOCAL ACCTS	17	025800	10,375.00-	17	021800	17	025800	Y	
		TRANSFER FOR EST REM & EXEMP	17	026000	1,242,000.00-	17	021800	17	026000	Y	
		TRNSF FOR E&G LOCAL ACCTS	17	026004	116,706.00-	17	021800	17	026004	Y	
		TRNSF FOR E&G LOCAL ACCTS	17	026013	182,108.00-	17	021800	17	026013	Y	
		TRNSF FOR E&G LOCAL ACCTS	17	026019	131,541.00-	17	021800	17	026019	Y	
		TRF DT SUPPORT FOR ATHL	17	031500	2,866,960.00-	17	021800	17	031500	Y	
		** Decrease in Fund Balance **			13,704,954.00-						
17	021840	DESIGNATED TUITION SET ASIDES									
		DES TUITION SET ASIDES	17	021800	1,572,300.00	17	021800	17	021840	N	
		** Increase in Fund Balance **			1,572,300.00						
17	021899	TUITION DISCOUNTING (CONTRA REV)									
		TUITION DISCOUNTING	17	040009	3,514,707.00	17	040009	17	021899	N	
		** Increase in Fund Balance **			3,514,707.00						
17	021900	TEXAS PUBLIC EDUCATION GRANTS									
		NON-RESIDENT TPEG	17	011995	247,600.00	17	011995	17	021900	N	
		RESIDENT TPEG-GRAD DIFF	17	011995	65,600.00	17	011995	17	021900	N	
		RESIDENT TPEG	17	011995	1,228,300.00	17	011995	17	021900	N	
		NON-RESIDENT TPEG-GRAD DIFF	17	011995	11,900.00	17	011995	17	021900	N	
		** Increase in Fund Balance **			1,553,400.00						
17	022000	GENERAL ADMINISTRATION									
		TRNSF FOR E&G LOCAL ACCTS	17	021800	933,886.00	17	021800	17	022000	Y	
		** Increase in Fund Balance **			933,886.00						
17	022100	GENERAL INSTITUTIONAL EXPENSE									
		TRNSF FOR E&G LOCAL ACCTS__P	17	021800	4,094,524.00	17	021800	17	022100	Y	
		** Increase in Fund Balance **			4,094,524.00						
17	023200	RESIDENT INSTRUCTION AND DOE									
		TRNSF FOR E&G LOCAL ACCTS	17	021800	1,550,946.00	17	021800	17	023200	Y	
		** Increase in Fund Balance **			1,550,946.00						

Printed on a Xerox 9700 Laser Printing System at the Computing Services Center / Texas A&M University

Form: URGB01 (02/05/85)

CC	Account	Transaction Description	- Offset - CC	Account	Amount	Actual Entry From CC	From Account	To CC	To Account	Feed	Mand
17	023700	INSTRUCTIONAL ADMINISTRATION									
		TRNSF FOR E&G LOCAL ACCTS	17	021800	311,989.00	17	021800	17	023700	Y	
		** Increase in Fund Balance **			311,989.00						
17	024000	ORGANIZED ACTIVITIES									
		TRNSF FOR E&G LOCAL ACCTS	17	021800	230,736.00	17	021800	17	024000	Y	
		** Increase in Fund Balance **			230,736.00						
17	024100	ORGANIZED RESEARCH									
		TRNSF FOR E&G LOCAL ACCTS	17	021800	13,781.00	17	021800	17	024100	Y	
		** Increase in Fund Balance **			13,781.00						
17	024800	LIBRARY									
		TRNSF FOR E&G LOCAL ACCTS	17	021800	139,957.00	17	021800	17	024800	Y	
		** Increase in Fund Balance **			139,957.00						
17	025000	PHYSICAL PLANT SUPPORT									
		TRNSF FOR E&G LOCAL ACCTS	17	021800	125,032.00	17	021800	17	025000	Y	
		** Increase in Fund Balance **			125,032.00						
17	025100	UNIVERSITY POLICE									
		TRNSF FOR E&G LOCAL ACCTS	17	021800	12,399.00	17	021800	17	025100	Y	
		** Increase in Fund Balance **			12,399.00						
17	025500	UTILITIES									
		TRNSF FOR E&G LOCAL ACCTS	17	021800	100,000.00	17	021800	17	025500	Y	
		** Increase in Fund Balance **			100,000.00						
17	025600	ENGINEERING AND CAMPUS PLANNING									
		TRNSF FOR E&G LOCAL ACCTS	17	021800	58,911.00	17	021800	17	025600	Y	
		** Increase in Fund Balance **			58,911.00						
17	025700	CENTRAL RECEIVING AND STOREROOM									
		TRNSF FOR E&G LOCAL ACCTS	17	021800	10,803.00	17	021800	17	025700	Y	
		** Increase in Fund Balance **			10,803.00						
17	025800	OFFICE OF RISK & COMPLIANCE									
		TRNSF FOR E&G LOCAL ACCTS	17	021800	10,375.00	17	021800	17	025800	Y	
		** Increase in Fund Balance **			10,375.00						
17	026000	FEE REMISSIONS AND EXEMPTIONS									
		TRANSFER FOR EST REM & EXEMP	17	021610	833,550.00	17	021610	17	026000	Y	
		TRANSFER FOR EST REM & EXEMP	17	021640	20,000.00	17	021640	17	026000	Y	
		TRANSFER FOR EST REM & EXEMP	17	021655	70,000.00	17	021655	17	026000	Y	
		TRANSFER FOR EST REM & EXEMP	17	021660	2,900.00	17	021660	17	026000	Y	
		TRANSFER FOR EST REM & EXEMP	17	021675	102,000.00	17	021675	17	026000	Y	
		TRANSFER FOR EST REM & EXEMP	17	021680	7,000.00	17	021680	17	026000	Y	

Printed on a Xerox 9700 Laser Printing System at the Computing Services Center / Texas A&M University

Form: URGB01 (02/05/85)

CC	Account	Transaction Description	- Offset - CC	Account	Amount	Actual Entry From CC	From Account	To CC	To Account	Feed	Mand
17	026000	FEE REMISSIONS AND EXEMPTIONS									
		TRANSFER FOR EST REM & EXEMP	17	021685	1,000.00	17	021685	17	026000	Y	
		TRANSFER FOR EST REM & EXEMP	17	021800	1,242,000.00	17	021800	17	026000	Y	
		** Increase in Fund Balance **			2,278,450.00						
17	026004	PROGRAM DEVELOPMENT									
		TRNSF FOR E&G LOCAL ACCTS	17	021800	116,706.00	17	021800	17	026004	Y	
		** Increase in Fund Balance **			116,706.00						
17	026013	EXPANDING ENGINEERING EDUCATION									
		TRNSF FOR E&G LOCAL ACCTS	17	021800	182,108.00	17	021800	17	026013	Y	
		** Increase in Fund Balance **			182,108.00						
17	026019	INSTITUTIONAL ENHANCEMENT									
		TRNSF FOR E&G LOCAL ACCTS	17	021800	131,541.00	17	021800	17	026019	Y	
		** Increase in Fund Balance **			131,541.00						
17	030351	STUDENT SERVICES FEE									
		TRANSFER ESTIMATED REV FM 664	17	031999	3,686,500.00-	17	030351	17	031999	Y	
		** Decrease in Fund Balance **			3,686,500.00-						
17	030600	FEE REMISSIONS AND EXEMPTIONS									
		TRANSF FOR EST REM & EXEMPT	17	031400	251,700.00	17	031400	17	030600	Y	
		TRANSF FOR EST REM & EXEMPT	17	031500	209,500.00	17	031500	17	030600	Y	
		TRANSF FOR EST REM & EXEMPT	17	031800	10,200.00	17	031800	17	030600	Y	
		TRANSF FOR EST REM & EXEMPT	17	031999	43,200.00	17	031999	17	030600	Y	
		** Increase in Fund Balance **			514,600.00						
17	031002	TAMUK BAND									
		TRANSFER EST EXPENDITURES	17	031999	160,000.00	17	031999	17	031002	Y	
		** Increase in Fund Balance **			160,000.00						
17	031011	COLLEGE OF AG									
		TRANSFER EST EXPENDITURES	17	031999	56,000.00	17	031999	17	031011	Y	
		** Increase in Fund Balance **			56,000.00						
17	031060	COUNSELING CENTER									
		TRANSFER EST EXPENDITURES	17	031999	411,954.00	17	031999	17	031060	Y	
		** Increase in Fund Balance **			411,954.00						
17	031061	DEAN OF STUDENTS									
		TRANSFER EST EXPENDITURES	17	031999	418,338.00	17	031999	17	031061	Y	
		** Increase in Fund Balance **			418,338.00						
17	031062	CAREER SERVICES									
		TRANSFER EST EXPENDITURES	17	031999	381,580.00	17	031999	17	031062	Y	
		** Increase in Fund Balance **			381,580.00						

Printed on a Xerox 9700 Laser Printing System at the Computing Services Center / Texas A&M University

Form: URGB01 (02/05/85)

CC	Account	Transaction Description	- Offset - CC	Account	Amount	-------- Actual Entry --------- ---- From ----- CC	Account	----- To ------ CC	Account	Feed	Mand
17	031063	STUDENT ACTIVITIES									
		TRANSFER EST EXPENDITURES	17	031999	456,600.00	17	031999	17	031063	Y	
		** Increase in Fund Balance **			456,600.00						
17	031068	JAVELINA ENROLLMENT SERVICES									
		TRANSFER EST EXPENDITURES	17	031999	73,879.00	17	031999	17	031068	Y	
		** Increase in Fund Balance **			73,879.00						
17	031070	SPEC-STUDENT SERVICES									
		TRANSFER EST EXPENDITURES	17	031999	32,200.00	17	031999	17	031070	Y	
		** Increase in Fund Balance **			32,200.00						
17	031135	STUDENT GOVERNMENT ASSOCIATION									
		TRANSFER EST EXPENDITURES	17	031999	37,700.00	17	031999	17	031135	Y	
		** Increase in Fund Balance **			37,700.00						
17	031155	SOUTH TEXAN									
		TRANSFER EST EXPENDITURES	17	031999	32,000.00	17	031999	17	031155	Y	
		** Increase in Fund Balance **			32,000.00						
17	031156	K T A I RADIO STATION									
		TRANSFER EST EXPENDITURES	17	031999	25,000.00	17	031999	17	031156	Y	
		** Increase in Fund Balance **			25,000.00						
17	031175	COMMUNICATIONS									
		TRANSFER EST EXPENDITURES	17	031999	18,000.00	17	031999	17	031175	Y	
		** Increase in Fund Balance **			18,000.00						
17	031201	UNIVERSITY LECTURESHIP SERIES									
		TRANSFER EST EXPENDITURES	17	031999	47,000.00	17	031999	17	031201	Y	
		** Increase in Fund Balance **			47,000.00						
17	031202	LIVING/LEARNING COMMUNITY									
		TRANSFER EST EXPENDITURES	17	031999	20,000.00	17	031999	17	031202	Y	
		** Increase in Fund Balance **			20,000.00						
17	031230	NEW STUDENT ORIENTATION									
		TRANSFER EST EXPENDITURES	17	031999	12,000.00	17	031999	17	031230	Y	
		** Increase in Fund Balance **			12,000.00						
17	031231	STUDENT ENGAGEMENT									
		TRANSFER EST EXPENDITURES	17	031999	180,000.00	17	031999	17	031231	Y	
		** Increase in Fund Balance **			180,000.00						
17	031232	TRANSFER STUDENT SUCCESS INIT.									
		TRANSFER EST EXPENDITURES	17	031999	80,000.00	17	031999	17	031232	Y	
		** Increase in Fund Balance **			80,000.00						

Printed on a Xerox 9700 Laser Printing System at the Computing Services Center / Texas A&M University

Form: URGB01 (02/05/85)

CC	Account	Transaction Description	- Offset - CC Account	Amount	-------- Actual Entry --------- ---- From ----- CC Account	----- To ------ CC Account	Feed	Mand
17	031233	ANIMAL & WILDLIFE SERVICES						
		TRANSFER EST EXPENDITURES	17 031999	10,000.00	17 031999	17 031233	Y	
		** Increase in Fund Balance **		10,000.00				
17	031234	TESTING						
		TRANSFER EST EXPENDITURES	17 031999	63,622.00	17 031999	17 031234	Y	
		** Increase in Fund Balance **		63,622.00				
17	031246	JAZZ FESTIVAL						
		TRANSFER EST EXPENDITURES	17 031999	7,500.00	17 031999	17 031246	Y	
		** Increase in Fund Balance **		7,500.00				
17	031247	MARIACHI						
		TRANSFER EST EXPENDITURES	17 031999	10,000.00	17 031999	17 031247	Y	
		** Increase in Fund Balance **		10,000.00				
17	031248	TAIU - CHORALE						
		TRANSFER EST EXPENDITURES	17 031999	18,250.00	17 031999	17 031248	Y	
		** Increase in Fund Balance **		18,250.00				
17	031249	DISABLED STUDENT SERVICES						
		TRANSFER EST EXPENDITURES	17 031999	82,000.00	17 031999	17 031249	Y	
		** Increase in Fund Balance **		82,000.00				
17	031251	RECYCLING						
		TRANSFER EST EXPENDITURES	17 031999	50,000.00	17 031999	17 031251	Y	
		** Increase in Fund Balance **		50,000.00				
17	031252	PERFORMING VISUAL ARTS						
		TRANSFER EST EXPENDITURES	17 031999	28,000.00	17 031999	17 031252	Y	
		** Increase in Fund Balance **		28,000.00				
17	031255	HERITAGE						
		TRANSFER EST EXPENDITURES	17 031999	17,000.00	17 031999	17 031255	Y	
		** Increase in Fund Balance **		17,000.00				
17	031258	STUDENT ORGANIZATION FUNDING						
		TRANSFER EST EXPENDITURES	17 031999	115,000.00	17 031999	17 031258	Y	
		** Increase in Fund Balance **		115,000.00				
17	031259	C.E.N./FINE ARTS COUNCIL						
		TRANSFER EST EXPENDITURES	17 031999	168,977.00	17 031999	17 031259	Y	
		** Increase in Fund Balance **		168,977.00				
17	031265	HAVEN & ALCOHOL EDUCATION						
		TRANSFER EST EXPENDITURES	17 031999	15,000.00	17 031999	17 031265	Y	
		** Increase in Fund Balance **		15,000.00				

Printed on a Xerox 9700 Laser Printing System at the Computing Services Center / Texas A&M University

Form: URGB01 (02/05/85)

CC	Account	Transaction Description	- Offset - CC	Account	Amount	-------- Actual Entry --------- ---- From ----- CC	Account	----- To ------ CC	Account	Feed	Mand
17	031280	CENTER FOR YOUNG CHILDREN									
		TRANSFER EST EXPENDITURES	17	031999	32,000.00	17	031999	17	031280	Y	
		** Increase in Fund Balance **			32,000.00						
17	031281	LIVESTOCK EVALUATION TEAM									
		TRANSFER EST EXPENDITURES	17	031999	8,000.00	17	031999	17	031281	Y	
		** Increase in Fund Balance **			8,000.00						
17	031290	CRISIS MANAGEMENT EMERGENCY									
		TRANSFER EST EXPENDITURES	17	031999	30,000.00	17	031999	17	031290	Y	
		** Increase in Fund Balance **			30,000.00						
17	031400	RECREATIONAL SPORTS FEES									
		TRANSF FOR EST REM & EXEMPT	17	030600	251,700.00-	17	031400	17	030600	Y	
		REC SPORTS BLDG DEBT SERVICE	01	088829	836,510.00-	17	031400	01	088829	N	Y
		R/S INTRAMURAL DEBT SERVICE	01	088829	503,648.00-	17	031400	01	088829	N	Y
		** Decrease in Fund Balance **			1,591,858.00-						
17	031500	ATHLETIC FEE									
		TRANSFER TO SUPPORT ATHLETICS	17	021610	300,000.00	17	021610	17	031500	Y	
		TRF DT SUPPORT FOR ATHL	17	021800	2,866,960.00	17	021800	17	031500	Y	
		TRANSF FOR EST REM & EXEMPT	17	030600	209,500.00-	17	031500	17	030600	Y	
		DEBT SERVICE FOR STADIUM ADA	01	088829	279,358.00-	17	031500	01	088829	N	Y
		** Increase in Fund Balance **			2,678,102.00						
17	031700	UNIVERSITY POLICE DEPARTMENT									
		CAMPUS PAVEMENT/PARK DEBT SVC	01	088829	352,538.00-	17	031700	01	088829	N	Y
		** Decrease in Fund Balance **			352,538.00-						
17	031800	HOGGIE DAYS ORIENTATION FEE									
		TRANSF FOR EST REM & EXEMPT	17	030600	10,200.00-	17	031800	17	030600	Y	
		** Decrease in Fund Balance **			10,200.00-						
17	031998	TUITION DISCOUNTING (CONTRA REV)									
		TUITION DISCOUNTING	17	040009	5,216,018.00	17	040009	17	031998	N	
		** Increase in Fund Balance **			5,216,018.00						
17	031999	N/P AUXILIARY TRANSFER OF BUDGET									
		TRANSFER ESTIMATED REV FM 664	17	030351	3,686,500.00	17	030351	17	031999	Y	
		TRANSF FOR EST REM & EXEMPT	17	030600	43,200.00-	17	031999	17	030600	Y	
		TRANSFER EST EXPENDITURES	17	031002	160,000.00-	17	031999	17	031002	Y	
		TRANSFER EST EXPENDITURES	17	031011	56,000.00-	17	031999	17	031011	Y	
		TRANSFER EST EXPENDITURES	17	031060	411,954.00-	17	031999	17	031060	Y	
		TRANSFER EST EXPENDITURES	17	031061	418,338.00-	17	031999	17	031061	Y	
		TRANSFER EST EXPENDITURES	17	031062	381,580.00-	17	031999	17	031062	Y	
		TRANSFER EST EXPENDITURES	17	031063	456,600.00-	17	031999	17	031063	Y	
		TRANSFER EST EXPENDITURES	17	031068	73,879.00-	17	031999	17	031068	Y	

Printed on a Xerox 9700 Laser Printing System at the Computing Services Center / Texas A&M University

Form: URGB01 (02/05/85)

CC	Account	Transaction Description	- Offset - CC	Account	Amount	-------- Actual Entry --------- ---- From ----- CC	Account	----- To ------ CC	Account	Feed	Mand
17	031999	N/P AUXILIARY TRANSFER OF BUDGET									
		TRANSFER EST EXPENDITURES	17	031070	32,200.00-	17	031999	17	031070	Y	
		TRANSFER EST EXPENDITURES	17	031135	37,700.00-	17	031999	17	031135	Y	
		TRANSFER EST EXPENDITURES	17	031155	32,000.00-	17	031999	17	031155	Y	
		TRANSFER EST EXPENDITURES	17	031156	25,000.00-	17	031999	17	031156	Y	
		TRANSFER EST EXPENDITURES	17	031175	18,000.00-	17	031999	17	031175	Y	
		TRANSFER EST EXPENDITURES	17	031201	47,000.00-	17	031999	17	031201	Y	
		TRANSFER EST EXPENDITURES	17	031202	20,000.00-	17	031999	17	031202	Y	
		TRANSFER EST EXPENDITURES	17	031230	12,000.00-	17	031999	17	031230	Y	
		TRANSFER EST EXPENDITURES	17	031231	180,000.00-	17	031999	17	031231	Y	
		TRANSFER EST EXPENDITURES	17	031232	80,000.00-	17	031999	17	031232	Y	
		TRANSFER EST EXPENDITURES	17	031233	10,000.00-	17	031999	17	031233	Y	
		TRANSFER EST EXPENDITURES	17	031234	63,622.00-	17	031999	17	031234	Y	
		TRANSFER EST EXPENDITURES	17	031246	7,500.00-	17	031999	17	031246	Y	
		TRANSFER EST EXPENDITURES	17	031247	10,000.00-	17	031999	17	031247	Y	
		TRANSFER EST EXPENDITURES	17	031248	18,250.00-	17	031999	17	031248	Y	
		TRANSFER EST EXPENDITURES	17	031249	82,000.00-	17	031999	17	031249	Y	
		TRANSFER EST EXPENDITURES	17	031251	50,000.00-	17	031999	17	031251	Y	
		TRANSFER EST EXPENDITURES	17	031252	28,000.00-	17	031999	17	031252	Y	
		TRANSFER EST EXPENDITURES	17	031255	17,000.00-	17	031999	17	031255	Y	
		TRANSFER EST EXPENDITURES	17	031258	115,000.00-	17	031999	17	031258	Y	
		TRANSFER EST EXPENDITURES	17	031259	168,977.00-	17	031999	17	031259	Y	
		TRANSFER EST EXPENDITURES	17	031265	15,000.00-	17	031999	17	031265	Y	
		TRANSFER EST EXPENDITURES	17	031280	32,000.00-	17	031999	17	031280	Y	
		TRANSFER EST EXPENDITURES	17	031281	8,000.00-	17	031999	17	031281	Y	
		TRANSFER EST EXPENDITURES	17	031290	30,000.00-	17	031999	17	031290	Y	
		** Increase in Fund Balance **			545,700.00						
17	032451	ATHLETIC ADVERTISING									
		TRF FOR TRACK & FIELD DEBT SVC	01	088829	67,500.00-	17	032451	01	088829	N	Y
		** Decrease in Fund Balance **			67,500.00-						
17	033400	CAMPUS FOOD SERVICE									
		LIBRARY HVAC DEBT SVC	01	088829	57,572.00-	17	033400	01	088829	N	Y
		DINING DEBT SVC	01	088829	351,758.00-	17	033400	01	088829	N	Y
		** Decrease in Fund Balance **			409,330.00-						
17	033700	STUDENT UNION BUILDING									
		TRANSFER FOR EST EXP SUB	17	021675	773,469.00	17	021675	17	033700	Y	
		** Increase in Fund Balance **			773,469.00						
17	033800	POTEET HALL									
		POTEET HALL RENOV DEBT SERVICE	01	088829	165,750.00-	17	033800	01	088829	N	Y
		** Decrease in Fund Balance **			165,750.00-						
17	034100	LUCIO HALL									
		STD HOUSING PHASE I DEBT SVC	01	088829	1,843,236.00-	17	034100	01	088829	N	Y
		** Decrease in Fund Balance **			1,843,236.00-						

Printed on a Xerox 9700 Laser Printing System at the Computing Services Center / Texas A&M University

Form: URGB01 (02/05/85)

CC	Account	Transaction Description	- Offset - CC	Offset - Account	Amount	Actual Entry From CC	Actual Entry From Account	Actual Entry To CC	Actual Entry To Account	Feed	Mand
17	034200	MESQUITE VILLAGE WEST- HONORS COL.									
		STD HOUSING PHASE II DEBT SVC	01	088829	1,047,900.00-	17	034200	01	088829	N	Y
		** Decrease in Fund Balance **			1,047,900.00-						
17	040009	TUITION DISCOUNTING (CONTRA REV)									
		TUITION DISCOUNTING	17	010109	5,334,732.00-	17	040009	17	010109	N	
		TUITION DISCOUNTING	17	021899	3,514,707.00-	17	040009	17	021899	N	
		TUITION DISCOUNTING	17	031998	5,216,018.00-	17	040009	17	031998	N	
		** Decrease in Fund Balance **			14,065,457.00-						
17	087000	RENEWALS AND REPLACEMENTS-HEAF									
		PHYSICAL PLANT PROJECTS	17	016090	4,238,757.00	17	016090	17	087000	N	
		** Increase in Fund Balance **			4,238,757.00						

Printed on a Xerox 9700 Laser Printing System at the Computing Services Center / Texas A&M University

Form: URGB01 (02/05/85)

CC	Account	Transaction Description	Offset CC	Offset Account	Amount	Actual Entry From CC	Actual Entry From Account	Actual Entry To CC	Actual Entry To Account	Feed	Mand
17	010000	EDUCATION AND GENERAL INCOME									
		ESTIMATED REVENUE	17	100006	395,559.00	17	100006	17	010000	N	
		ESTIMATED REVENUE	17	100009	12,110.00	17	100009	17	010000	N	
		ESTIMATED REVENUE	17	100011	2,324,100.00	17	100011	17	010000	N	
		ESTIMATED REVENUE	17	100013	25,688,282.00	17	100013	17	010000	N	
		ESTIMATED REVENUE	17	100014	37,040.00	17	100014	17	010000	N	
		ESTIMATED REVENUE	17	100024	6,619,959.00	17	100024	17	010000	N	
		ESTIMATED REVENUE	17	100025	515,667.00	17	100025	17	010000	N	
		ESTIMATED REVENUE	17	100026	144,403.00	17	100026	17	010000	N	
		ESTIMATED REVENUE	17	100027	141,590.00	17	100027	17	010000	N	
		ESTIMATED REVENUE	17	100029	4,743,235.00	17	100029	17	010000	N	
		ESTIMATED REVENUE	17	100033	48,664.00	17	100033	17	010000	N	
		ESTIMATED REVENUE	17	100034	8,966,056.00	17	100034	17	010000	N	
		ESTIMATED REVENUE	17	100035	1,138,300.00	17	100035	17	010000	N	
		ESTIMATED REVENUE	17	100036	840,900.00	17	100036	17	010000	N	
		ESTIMATED REVENUE	17	100037	40,000.00	17	100037	17	010000	N	
		ESTIMATED REVENUE	17	100044	1,109,585.00	17	100044	17	010000	N	
		ESTIMATED REVENUE	17	100052	949,113.00	17	100052	17	010000	N	
		ESTIMATED REVENUE	17	100053	2,467,693.00	17	100053	17	010000	N	
		ESTIMATED REVENUE	17	100054	379,645.00	17	100054	17	010000	N	
		ESTIMATED REVENUE	17	101000	4,542,800.00	17	101000	17	010000	N	
		ESTIMATED REVENUE	17	101001	3,798,000.00	17	101001	17	010000	N	
		ESTIMATED REVENUE	17	101002	4,161,600.00	17	101002	17	010000	N	
		ESTIMATED REVENUE	17	101003	3,381,800.00	17	101003	17	010000	N	
		ESTIMATED REVENUE	17	101004	940,900.00	17	101004	17	010000	N	
		ESTIMATED REVENUE	17	101005	1,490,200.00	17	101005	17	010000	N	
		ESTIMATED REVENUE	17	101008	11,500.00	17	101008	17	010000	N	
		ESTIMATED REVENUE	17	101009	23,000.00	17	101009	17	010000	N	
		ESTIMATED REVENUE	17	101010	11,400.00	17	101010	17	010000	N	
		ESTIMATED REVENUE	17	101011	10,000.00	17	101011	17	010000	N	
		ESTIMATED REVENUE	17	101020	129,900.00	17	101020	17	010000	N	
		ESTIMATED REVENUE	17	101021	84,500.00	17	101021	17	010000	N	
		ESTIMATED REVENUE	17	101025	93,500.00	17	101025	17	010000	N	
		ESTIMATED REVENUE	17	101061	200,000.00	17	101061	17	010000	N	
		ESTIMATED REVENUE	17	101065	40,000.00	17	101065	17	010000	N	
		ESTIMATED REVENUE	17	101087	100,000.00	17	101087	17	010000	N	
		** Potential Increase in Fund Balan			75,581,001.00						
17	011996	GENERAL FUNDS-UNAPPROPRIATED SUR									
		DECREASE UNAPPROPRIATED	17	119960	2,130,661.00	17	119960	17	011996	Y	
		** Potential Increase in Fund Balan			2,130,661.00						
17	012000	GENERAL ADMINISTRATION									
		ESTIMATED EXPENDITURES	17	120310	463,422.00-	17	012000	17	120310	N	
		ESTIMATED EXPENDITURES	17	120314	72,034.00-	17	012000	17	120314	N	
		ESTIMATED EXPENDITURES	17	120315	344,231.00-	17	012000	17	120315	N	
		ESTIMATED EXPENDITURES	17	120316	231,112.00-	17	012000	17	120316	N	

Printed on a Xerox 9700 Laser Printing System at the Computing Services Center / Texas A&M University

Form: URGB01 (02/05/85)

CC	Account	Transaction Description	--- Offset --- CC	Account	Amount	-------- Actual Entry --------- ---- From ----- CC	Account	----- To ------ CC	Account	Feed	Mand
17	012000	GENERAL ADMINISTRATION									
		ESTIMATED EXPENDITURES	17	120317	383,586.00-	17	012000	17	120317	N	
		ESTIMATED EXPENDITURES	17	120318	98,317.00-	17	012000	17	120318	N	
		ESTIMATED EXPENDITURES	17	120320	285,412.00-	17	012000	17	120320	N	
		ESTIMATED EXPENDITURES	17	120322	331,288.00-	17	012000	17	120322	N	
		ESTIMATED EXPENDITURES	17	120323	63,272.00-	17	012000	17	120323	N	
		ESTIMATED EXPENDITURES	17	120324	476,313.00-	17	012000	17	120324	N	
		ESTIMATED EXPENDITURES	17	120325	301,004.00-	17	012000	17	120325	N	
		ESTIMATED EXPENDITURES	17	120326	227,518.00-	17	012000	17	120326	N	
		ESTIMATED EXPENDITURES	17	120327	280,435.00-	17	012000	17	120327	N	
		ESTIMATED EXPENDITURES	17	120328	274,426.00-	17	012000	17	120328	N	
		ESTIMATED EXPENDITURES	17	120329	136,218.00-	17	012000	17	120329	N	
		ESTIMATED EXPENDITURES	17	120330	133,866.00-	17	012000	17	120330	N	
		ESTIMATED EXPENDITURES	17	120414	162,493.00-	17	012000	17	120414	N	
		ESTIMATED EXPENDITURES	17	120415	937,986.00-	17	012000	17	120415	N	
		ESTIMATED EXPENDITURES	17	120416	679,079.00-	17	012000	17	120416	N	
		ESTIMATED EXPENDITURES	17	120417	120,872.00-	17	012000	17	120417	N	
		ESTIMATED EXPENDITURES	17	120418	475,115.00-	17	012000	17	120418	N	
		ESTIMATED EXPENDITURES	17	120419	312,313.00-	17	012000	17	120419	N	
		ESTIMATED EXPENDITURES	17	120425	255,387.00-	17	012000	17	120425	N	
		ESTIMATED EXPENDITURES	17	120426	542,449.00-	17	012000	17	120426	N	
		ESTIMATED EXPENDITURES	17	120427	369,694.00-	17	012000	17	120427	N	
		** Potential Decrease in Fund Balan			7,957,842.00-						
17	012100	GENERAL INSTITUTIONAL EXPENSE									
		ESTIMATED EXPENDITURES	17	121001	2,000,000.00-	17	012100	17	121001	N	
		ESTIMATED EXPENDITURES	17	121014	176,215.00-	17	012100	17	121014	N	
		ESTIMATED EXPENDITURES	17	121025	494,910.00-	17	012100	17	121025	N	
		ESTIMATED EXPENDITURES	17	121053	184,000.00-	17	012100	17	121053	N	
		ESTIMATED EXPENDITURES	17	121054	192,000.00-	17	012100	17	121054	N	
		ESTIMATED EXPENDITURES	17	121055	19,100.00-	17	012100	17	121055	N	
		ESTIMATED EXPENDITURES	17	121056	323,100.00-	17	012100	17	121056	N	
		ESTIMATED EXPENDITURES	17	121057	6,200.00-	17	012100	17	121057	N	
		ESTIMATED EXPENDITURES	17	121058	7,300.00-	17	012100	17	121058	N	
		ESTIMATED EXPENDITURES	17	121079	165,731.00-	17	012100	17	121079	N	
		ESTIMATED EXPENDITURES	17	121891	44,000.00-	17	012100	17	121891	N	
		ESTIMATED SALARY SAVINGS	17	121987	78,153.00	17	121987	17	012100	Y	
		ESTIMATED SALARY SAVINGS	17	121988	315,721.00	17	121988	17	012100	Y	
		ESTIMATED SALARY SAVINGS	17	121990	97,933.00	17	121990	17	012100	Y	
		ESTIMATED SALARY SAVINGS	17	121991	82,957.00	17	121991	17	012000	Y	
		ESTIMATED EXPENDITURES	17	121993	278,000.00-	17	012100	17	121993	N	
		ESTIMATED EXPENDITURES	17	121994	290,000.00-	17	012100	17	121994	N	
		ESTIMATED EXPENDITURES	17	121995	184,000.00-	17	012100	17	121995	N	
		ESTIMATED EXPENDITURES	17	121996	488,100.00-	17	012100	17	121996	N	
		ESTIMATED EXPENDITURES	17	121997	9,300.00-	17	012100	17	121997	N	
		ESTIMATED EXPENDITURES	17	121998	11,300.00-	17	012100	17	121998	N	
		ESTIMATED SALARY SAVINGS	17	121999	485,700.00	17	121999	17	012100	N	
		** Potential Decrease in Fund Balan			3,812,792.00-						

Printed on a Xerox 9700 Laser Printing System at the Computing Services Center / Texas A&M University

Form: URGB01 (02/05/85)

CC	Account	Transaction Description	--- Offset --- CC	Account	Amount	-------- Actual Entry --------- ---- From ----- CC	Account	----- To ------ CC	Account	Feed	Mand
17	013000	RESIDENT INSTRUCTION AND DOE									
		ESTIMATED EXPENDITURES	17	132100	686,630.00-	17	013000	17	132100	N	
		ESTIMATED EXPENDITURES	17	132110	801,823.00-	17	013000	17	132110	N	
		ESTIMATED EXPENDITURES	17	132115	225,923.00-	17	013000	17	132115	N	
		ESTIMATED EXPENDITURES	17	132210	919,030.00-	17	013000	17	132210	N	
		ESTIMATED EXPENDITURES	17	132215	760,739.00-	17	013000	17	132215	N	
		ESTIMATED EXPENDITURES	17	132220	1,051,592.00-	17	013000	17	132220	N	
		ESTIMATED EXPENDITURES	17	132235	1,137,321.00-	17	013000	17	132235	N	
		ESTIMATED EXPENDITURES	17	132250	1,093,078.00-	17	013000	17	132250	N	
		ESTIMATED EXPENDITURES	17	132255	26,894.00-	17	013000	17	132255	N	
		ESTIMATED EXPENDITURES	17	132260	629,865.00-	17	013000	17	132260	N	
		ESTIMATED EXPENDITURES	17	132265	1,264,429.00-	17	013000	17	132265	N	
		ESTIMATED EXPENDITURES	17	132270	717,423.00-	17	013000	17	132270	N	
		ESTIMATED EXPENDITURES	17	132275	1,038,955.00-	17	013000	17	132275	N	
		ESTIMATED EXPENDITURES	17	132280	913,867.00-	17	013000	17	132280	N	
		ESTIMATED EXPENDITURES	17	132305	117,000.00-	17	013000	17	132305	N	
		ESTIMATED EXPENDITURES	17	132310	952,414.00-	17	013000	17	132310	N	
		ESTIMATED EXPENDITURES	17	132315	970,637.00-	17	013000	17	132315	N	
		ESTIMATED EXPENDITURES	17	132405	2,214,772.00-	17	013000	17	132405	N	
		ESTIMATED EXPENDITURES	17	132410	1,320,349.00-	17	013000	17	132410	N	
		ESTIMATED EXPENDITURES	17	132415	1,140,193.00-	17	013000	17	132415	N	
		ESTIMATED EXPENDITURES	17	132416	751,422.00-	17	013000	17	132416	N	
		ESTIMATED EXPENDITURES	17	132417	1,120,445.00-	17	013000	17	132417	N	
		ESTIMATED EXPENDITURES	17	132420	372,103.00-	17	013000	17	132420	N	
		ESTIMATED EXPENDITURES	17	132425	100,009.00-	17	013000	17	132425	N	
		ESTIMATED EXPENDITURES	17	132430	64,575.00-	17	013000	17	132430	N	
		ESTIMATED EXPENDITURES	17	132510	870,124.00-	17	013000	17	132510	N	
		ESTIMATED EXPENDITURES	17	132511	653,280.00-	17	013000	17	132511	N	
		ESTIMATED EXPENDITURES	17	132520	929,082.00-	17	013000	17	132520	N	
		ESTIMATED EXPENDITURES	17	132540	47,476.00-	17	013000	17	132540	N	
		ESTIMATED EXPENDITURES	17	132595	36,517.00-	17	013000	17	132595	N	
		ESTIMATED EXPENDITURES	17	132596	60,175.00-	17	013000	17	132596	N	
		ESTIMATED EXPENDITURES	17	132604	96,560.00-	17	013000	17	132604	N	
		ESTIMATED EXPENDITURES	17	132605	134,270.00-	17	013000	17	132605	N	
		ESTIMATED EXPENDITURES	17	132606	317,619.00-	17	013000	17	132606	N	
		ESTIMATED EXPENDITURES	17	132612	141,629.00-	17	013000	17	132612	N	
		ESTIMATED EXPENDITURES	17	132615	1,802,000.00-	17	013000	17	132615	N	
		ESTIMATED EXPENDITURES	17	132650	164,500.00-	17	013000	17	132650	N	
		ESTIMATED EXPENDITURES	17	132961	21,000.00-	17	013000	17	132961	N	
		ESTIMATED SALARY SAVINGS	17	132961	161,935.00	17	132961	17	013000	N	
		ESTIMATED SALARY SAVINGS	17	132962	375,494.00	17	132962	17	013000	N	
		ESTIMATED EXPENDITURES	17	132962	1,128,430.00-	17	013000	17	132962	N	
		ESTIMATED EXPENDITURES	17	132963	86,140.00-	17	013000	17	132963	N	
		ESTIMATED SALARY SAVINGS	17	132963	93,284.00	17	132963	17	013000	N	
		ESTIMATED EXPENDITURES	17	132964	305,700.00-	17	013000	17	132964	N	
		ESTIMATED SALARY SAVINGS	17	132964	304,038.00	17	132964	17	013000	N	
		ESTIMATED SALARY SAVINGS	17	132965	114,698.00	17	132965	17	013000	Y	

Printed on a Xerox 9700 Laser Printing System at the Computing Services Center / Texas A&M University

Form: URGB01 (02/05/85)

CC	Account	Transaction Description	--- Offset --- CC	Account	Amount	-------- Actual Entry --------- ---- From ----- CC	Account	----- To ------ CC	Account	Feed	Mand
17	013000	RESIDENT INSTRUCTION AND DOE									
		ESTIMATED EXPENDITURES	17	132965	284,700.00-	17	013000	17	132965	N	
		ESTIMATED EXPENDITURES	17	132985	374,030.00-	17	013000	17	132985	N	
		ESTIMATED EXPENDITURES	17	132993	1,723,200.00-	17	013000	17	132993	N	
		ESTIMATED EXPENDITURES	17	132994	1,797,700.00-	17	013000	17	132994	N	
		ESTIMATED EXPENDITURES	17	132995	36,100.00-	17	013000	17	132995	N	
		ESTIMATED EXPENDITURES	17	132996	3,024,400.00-	17	013000	17	132996	N	
		ESTIMATED EXPENDITURES	17	132997	58,100.00-	17	013000	17	132997	N	
		ESTIMATED EXPENDITURES	17	132998	68,100.00-	17	013000	17	132998	N	
		ESTIMATED SALARY SAVINGS	17	132999	2,514,300.00	17	132999	17	013000	N	
		** Potential Decrease in Fund Balan			30,988,571.00-						
17	013700	INSTRUCTIONAL ADMINISTRATION									
		ESTIMATED EXPENDITURES	17	137075	483,041.00-	17	013700	17	137075	N	
		ESTIMATED EXPENDITURES	17	137101	512,751.00-	17	013700	17	137101	N	
		ESTIMATED EXPENDITURES	17	137201	915,351.00-	17	013700	17	137201	N	
		ESTIMATED EXPENDITURES	17	137301	611,353.00-	17	013700	17	137301	N	
		ESTIMATED EXPENDITURES	17	137401	1,080,426.00-	17	013700	17	137401	N	
		ESTIMATED EXPENDITURES	17	137501	445,049.00-	17	013700	17	137501	N	
		ESTIMATED EXPENDITURES	17	137601	197,582.00-	17	013700	17	137601	N	
		ESTIMATED EXPENDITURES	17	137993	425,000.00-	17	013700	17	137993	N	
		ESTIMATED EXPENDITURES	17	137994	443,400.00-	17	013700	17	137994	N	
		ESTIMATED EXPENDITURES	17	137995	110,700.00-	17	013700	17	137995	N	
		ESTIMATED EXPENDITURES	17	137996	746,100.00-	17	013700	17	137996	N	
		ESTIMATED EXPENDITURES	17	137997	14,300.00-	17	013700	17	137997	N	
		ESTIMATED EXPENDITURES	17	137998	16,800.00-	17	013700	17	137998	N	
		** Potential Decrease in Fund Balan			6,001,853.00-						
17	014000	ORGANIZED ACTIVITY RELATED TO ED									
		ESTIMATED EXPENDITURES	17	140001	285,469.00-	17	014000	17	140001	N	
		ESTIMATED EXPENDITURES	17	140005-00001	74,474.00-	17	014000	17	140005-00001	N	
		** Potential Decrease in Fund Balan			359,943.00-						
17	014100	ORGANIZED RESEARCH									
		ESTIMATED EXPENDITURES	17	141803	383,822.00-	17	014100	17	141803	N	
		ESTIMATED EXPENDITURES	17	141993	105,900.00-	17	014100	17	141993	N	
		ESTIMATED EXPENDITURES	17	141994	110,500.00-	17	014100	17	141994	N	
		ESTIMATED EXPENDITURES	17	141995	58,500.00-	17	014100	17	141995	N	
		ESTIMATED EXPENDITURES	17	141996	185,900.00-	17	014100	17	141996	N	
		ESTIMATED EXPENDITURES	17	141997	3,600.00-	17	014100	17	141997	N	
		ESTIMATED EXPENDITURES	17	141998	4,200.00-	17	014100	17	141998	N	
		** Potential Decrease in Fund Balan			852,422.00-						
17	014500	RESEARCH & SPONSORED PROGRAM MAT									
		ESTIMATED EXPENDITURES	17	145020-00003	9.00-	17	014500	17	145020-00003	N	
		ESTIMATED EXPENDITURES	17	145020-00004	17,818.00-	17	014500	17	145020-00004	N	
		ESTIMATED EXPENDITURES	17	145044-00006	39,866.00-	17	014500	17	145044-00006	N	

Printed on a Xerox 9700 Laser Printing System at the Computing Services Center / Texas A&M University

Form: URGB01 (02/05/85)

CC	Account	Transaction Description	--- Offset --- CC	Account	Amount	-------- Actual Entry --------- ---- From ----- CC	Account	----- To ------ CC	Account	Feed	Mand
17	014500	RESEARCH & SPONSORED PROGRAM MAT									
		ESTIMATED EXPENDITURES	17	145044-00007	6,497.00-	17	014500	17	145044-00007	N	
		ESTIMATED EXPENDITURES	17	145049-00001	11,298.00-	17	014500	17	145049-00001	N	
		ESTIMATED EXPENDITURES	17	145412-00006	60,011.00-	17	014500	17	145412-00006	N	
		** Potential Decrease in Fund Balan			135,499.00-						
17	014800	LIBRARY									
		ESTIMATED EXPENDITURES	17	148101	297,554.00-	17	014800	17	148101	N	
		** Potential Decrease in Fund Balan			297,554.00-						
17	015000	PHYSICAL PLANT SUPPORT									
		ESTIMATED EXPENDITURES	17	150020	175,000.00-	17	015000	17	150020	N	
		** Potential Decrease in Fund Balan			175,000.00-						
17	015100	UNIVERSITY POLICE									
		ESTIMATED EXPENDITURES	17	151001	982,936.00-	17	015100	17	151001	N	
		** Potential Decrease in Fund Balan			982,936.00-						
17	015400	GROUNDS MAINTENANCE									
		ESTIMATED EXPENDITURES	17	154007	120,000.00-	17	015400	17	154007	N	
		** Potential Decrease in Fund Balan			120,000.00-						
17	015600	ENGINEERING AND CAMPUS PLANNING									
		ESTIMATED EXPENDITURES	17	156001	362,999.00-	17	015600	17	156001	N	
		** Potential Decrease in Fund Balan			362,999.00-						
17	015700	CENTRAL RECEIVING AND STOREROOM									
		ESTIMATED EXPENDITURES	17	157001	69,539.00-	17	015700	17	157001	N	
		** Potential Decrease in Fund Balan			69,539.00-						
17	015800	OFFICE OF RISK & COMPLIANCE									
		ESTIMATED EXPENDITURES	17	158001	289,640.00-	17	015800	17	158001	N	
		** Potential Decrease in Fund Balan			289,640.00-						
17	015890	PLANT O&M STAFF BENEFITS									
		ESTIMATED EXPENDITURES	17	158993	142,000.00-	17	015890	17	158993	N	
		ESTIMATED EXPENDITURES	17	158994	148,100.00-	17	015890	17	158994	N	
		ESTIMATED EXPENDITURES	17	158995	28,000.00-	17	015890	17	158995	N	
		ESTIMATED EXPENDITURES	17	158996	249,200.00-	17	015890	17	158996	N	
		ESTIMATED EXPENDITURES	17	158997	4,800.00-	17	015890	17	158997	N	
		ESTIMATED EXPENDITURES	17	158998	5,600.00-	17	015890	17	158998	N	
		** Potential Decrease in Fund Balan			577,700.00-						
17	016000	TUITION REMISSIONS AND EXEMPTION									
		ESTIMATED EXPENDITURES	17	160001	1,005,000.00-	17	016000	17	160001	N	
		ESTIMATED EXPENDITURES	17	160002	30,000.00-	17	016000	17	160002	N	
		** Potential Decrease in Fund Balan			1,035,000.00-						

Printed on a Xerox 9700 Laser Printing System at the Computing Services Center / Texas A&M University

Form: URGB01 (02/05/85)

CC	Account	Transaction Description	Offset CC	Offset Account	Amount	Actual Entry From CC	Actual Entry From Account	Actual Entry To CC	Actual Entry To Account	Feed	Mand
17	016002	CITRUS CENTER									
		ESTIMATED EXPENDITURES	17	160020	496,654.00-	17	016002	17	160020	N	
		ESTIMATED EXPENDITURES	17	160021-00027	1,125.00-	17	016002	17	160021-00027	N	
		ESTIMATED EXPENDITURES	17	160024-00003	1,125.00-	17	016002	17	160024-00003	N	
		ESTIMATED EXPENDITURES	17	160024-00005	2,249.00-	17	016002	17	160024-00005	N	
		ESTIMATED EXPENDITURES	17	160024-00010	16,869.00-	17	016002	17	160024-00010	N	
		** Potential Decrease in Fund Balan			518,022.00-						
17	016003	JOHN E CONNER MUSEUM									
		ESTIMATED EXPENDITURES	17	160030	70,734.00-	17	016003	17	160030	N	
		** Potential Decrease in Fund Balan			70,734.00-						
17	016004	PROGRAM DEVELOPMENT									
		ESTIMATED EXPENDITURES	17	160040	155,465.00-	17	016004	17	160040	N	
		ESTIMATED EXPENDITURES	17	160041	366,331.00-	17	016004	17	160041	N	
		ESTIMATED EXPENDITURES	17	160042	383,344.00-	17	016004	17	160042	N	
		ESTIMATED EXPENDITURES	17	160043-00001	1,134,724.00-	17	016004	17	160043-00001	N	
		ESTIMATED EXPENDITURES	17	160044	204,581.00-	17	016004	17	160044	N	
		ESTIMATED EXPENDITURES	17	160045	283,829.00-	17	016004	17	160045	N	
		ESTIMATED EXPENDITURES	17	160048	81,230.00-	17	016004	17	160048	N	
		** Potential Decrease in Fund Balan			2,609,504.00-						
17	016006	VET TECH PROGRAM									
		ESTIMATED EXPENDITURES	17	160060	665,184.00-	17	016006	17	160060	N	
		** Potential Decrease in Fund Balan			665,184.00-						
17	016013	EXPANDING ENGINEERING EDUCATION									
		ESTIMATED EXPENDITURES	17	160130	607,404.00-	17	016013	17	160130	N	
		** Potential Decrease in Fund Balan			607,404.00-						
17	016015	WILDLIFE RESEARCH INSTITUTE									
		ESTIMATED EXPENDITURES	17	160150	411,689.00-	17	016015	17	160150	N	
		ESTIMATED EXPENDITURES	17	160153-00001	2,006.00-	17	016015	17	160153-00001	N	
		** Potential Decrease in Fund Balan			413,695.00-						
17	016017	SOUTH TEXAS ARCHIVES									
		ESTIMATED EXPENDITURES	17	160170	78,329.00-	17	016017	17	160170	N	
		** Potential Decrease in Fund Balan			78,329.00-						
17	016030	RESEARCH DEVELOPMENT FUND									
		RDF ALLOCATION	17	160320-00001	375,000.00-	17	016030	17	160320-00001	N	
		RDF ALLOCATION	17	160321	15,000.00-	17	016030	17	160321	N	
		RDF ALLOCATION	17	160323-00001	310,000.00-	17	016030	17	160323-00001	N	
		RDF ALLOCATION	17	160324-00001	40,000.00-	17	016030	17	160324-00001	N	
		RDF ALLOCATION	17	160325-00001	75,000.00-	17	016030	17	160325-00001	N	
		RDF ALLOCATION	17	160325-00002	94,585.00-	17	016030	17	160325-00002	N	
		RDF ALLOCATION	17	160326-00001	200,000.00-	17	016030	17	160326-00001	N	
		** Potential Decrease in Fund Balan			1,109,585.00-						

Printed on a Xerox 9700 Laser Printing System at the Computing Services Center / Texas A&M University

Form: URGB01 (02/05/85)

CC	Account	Transaction Description	--- Offset --- CC	Account	Amount	-------- Actual Entry --------- ---- From ----- CC	Account	----- To ------ CC	Account	Feed	Mand
17	016035	KING RANCH INSTITUTE FOR RANCH M									
		ESTIMATED EXPENDITURES	17	160350	280,500.00-	17	016035	17	160350	N	
		** Potential Decrease in Fund Balan			280,500.00-						
17	016090	HIGHER EDUCATION ASSISTANCE FUND									
		ESTIMATED EXPENDITURES	17	160975	280,000.00-	17	016090	17	160975	N	
		ESTIMATED EXPENDITURES	17	160976	250,000.00-	17	016090	17	160976	N	
		ESTIMATED EXPENDITURES	17	160977	1,050,000.00-	17	016090	17	160977	N	
		ESTIMATED EXPENDITURES	17	160978	350,000.00-	17	016090	17	160978	N	
		ESTIMATED EXPENDITURES	17	160979	250,000.00-	17	016090	17	160979	N	
		ESTIMATED EXPENDITURES	17	160985	325,000.00-	17	016090	17	160985	N	
		** Potential Decrease in Fund Balan			2,505,000.00-						
17	019996	E&G LUMP SUM VAC SERVICE DEPT									
		ESTIMATED EXPENDITURES	17	199960	200,000.00-	17	019996	17	199960	N	
		** Potential Decrease in Fund Balan			200,000.00-						
17	021610	UNIVERSITY SERVICES FEE REVENUE									
		ESTIMATED REVENUE	17	216100-00001	5,222,750.00	17	216100-00001	17	021610	N	
		ESTIMATED REVENUE	17	216100-00002	340,700.00	17	216100-00002	17	021610	N	
		ESTIMATED REVENUE	17	216101-00001	362,325.00	17	216101-00001	17	021610	N	
		ESTIMATED REVENUE	17	216101-00002	405,550.00	17	216101-00002	17	021610	N	
		ESTIMATED REVENUE	17	216102-00001	5,965,000.00	17	216102-00001	17	021610	N	
		ESTIMATED REVENUE	17	216102-00002	416,000.00	17	216102-00002	17	021610	N	
		ESTIMATED REVENUE	17	216103-00001	463,200.00	17	216103-00001	17	021610	N	
		ESTIMATED REVENUE	17	216103-00002	422,200.00	17	216103-00002	17	021610	N	
		DECREASE UNAPPROPRIATED	17	216109	2,032,161.00	17	216109	17	021610	Y	
		** Potential Increase in Fund Balan			15,629,886.00						
17	021620	UNIVERSITY SERVICES FEE OPERATIO									
		ESTIMATED EXPENDITURES	17	216200	499,206.00-	17	021620	17	216200	N	
		ESTIMATED EXPENDITURES	17	216205	293,973.00-	17	021620	17	216205	N	
		ESTIMATED EXPENDITURES	17	216210	48,700.00-	17	021620	17	216210	N	
		ESTIMATED EXPENDITURES	17	216215	211,326.00-	17	021620	17	216215	N	
		ESTIMATED EXPENDITURES	17	216220	2,189,896.00-	17	021620	17	216220	N	
		ESTIMATED EXPENDITURES	17	216221	367,931.00-	17	021620	17	216221	N	
		ESTIMATED EXPENDITURES	17	216222	811,680.00-	17	021620	17	216222	N	
		ESTIMATED EXPENDITURES	17	216223	80,000.00-	17	021620	17	216223	N	
		ESTIMATED EXPENDITURES	17	216230	1,738,159.00-	17	021620	17	216230	N	
		ESTIMATED EXPENDITURES	17	216240	106,659.00-	17	021620	17	216240	N	
		ESTIMATED EXPENDITURES	17	216245	322,200.00-	17	021620	17	216245	N	
		ESTIMATED EXPENDITURES	17	216250	49,500.00-	17	021620	17	216250	N	
		ESTIMATED EXPENDITURES	17	216252	10,000.00-	17	021620	17	216252	N	
		ESTIMATED EXPENDITURES	17	216255-00001	423,011.00-	17	021620	17	216255-00001	N	
		ESTIMATED EXPENDITURES	17	216256-00001	75,182.00-	17	021620	17	216256-00001	N	
		ESTIMATED EXPENDITURES	17	216257	107,523.00-	17	021620	17	216257	N	
		ESTIMATED EXPENDITURES	17	216258	19,813.00-	17	021620	17	216258	N	

Printed on a Xerox 9700 Laser Printing System at the Computing Services Center / Texas A&M University

Form: URGB01 (02/05/85)

CC	Account	Transaction Description	--- Offset --- CC	Account	Amount	-------- Actual Entry --------- ---- From ----- CC	Account	----- To ------ CC	Account	Feed	Mand
17	021620	UNIVERSITY SERVICES FEE OPERATIO									
		ESTIMATED EXPENDITURES	17	216259-00001	98,998.00-	17	021620	17	216259-00001	N	
		ESTIMATED EXPENDITURES	17	216260	5,500.00-	17	021620	17	216260	N	
		ESTIMATED EXPENDITURES	17	216266	40,000.00-	17	021620	17	216266	N	
		ESTIMATED EXPENDITURES	17	216270	100,000.00-	17	021620	17	216270	N	
		ESTIMATED EXPENDITURES	17	216280	200,000.00-	17	021620	17	216280	N	
		ESTIMATED EXPENDITURES	17	216281	3,875,278.00-	17	021620	17	216281	N	
		ESTIMATED EXPENDITURES	17	216282	2,251,600.00-	17	021620	17	216282	N	
		ESTIMATED EXPENDITURES	17	216290	823,634.00-	17	021620	17	216290	N	
		ESTIMATED SALARY SAVINGS	17	216298	253,433.00	17	216298	17	021620	N	
		** Potential Decrease in Fund Balan			14,496,336.00-						
17	021640	CLBA-DISTANCE LEARNING									
		ESTIMATED REVENUE	17	216400	311,500.00	17	216400	17	021640	N	
		ESTIMATED EXPENDITURES	17	216405	240,000.00-	17	021640	17	216405	N	
		INCR UNAPPROPRIATED	17	216409	51,500.00-	17	021640	17	216409	Y	
		** Potential Increase in Fund Balan			20,000.00						
17	021655	HEALTH SERVICES & WELLNESS									
		ESTIMATED REVENUE	17	216550	581,300.00	17	216550	17	021655	N	
		ESTIMATED REVENUE	17	216551	399,300.00	17	216551	17	021655	N	
		ESTIMATED EXPENDITURES	17	216554	6,000.00-	17	021655	17	216554	N	
		ESTIMATED EXPENDITURES	17	216555	770,716.00-	17	021655	17	216555	N	
		ESTIMATED EXPENDITURES	17	216556	20,000.00-	17	021655	17	216556	N	
		ESTIMATED REVENUE	17	216556	20,000.00	17	216556	17	021655	N	
		ESTIMATED SALARY SAVINGS	17	216558	39,314.00	17	216558	17	021655	N	
		INCREASE UNAPPROPRIATED	17	216559	173,198.00-	17	021655	17	216559	Y	
		** Potential Increase in Fund Balan			70,000.00						
17	021660	APPLIED MUSIC FEE-LOCAL									
		ESTIMATED REVENUE	17	216600	35,400.00	17	216600	17	021660	N	
		ESTIMATED REVENUE	17	216601	25,700.00	17	216601	17	021660	N	
		ESTIMATED EXPENDITURES	17	216605	41,550.00-	17	021660	17	216605	N	
		INCREASE UNAPPROPRIATED	17	216609	16,650.00-	17	021660	17	216609	Y	
		** Potential Increase in Fund Balan			2,900.00						
17	021675	STUDENT CENTER COMPLEX FEE									
		ESTIMATED REVENUE	17	216750	842,400.00	17	216750	17	021675	N	
		ESTIMATED REVENUE	17	216751	561,700.00	17	216751	17	021675	N	
		INCREASE UNAPPROPRIATED	17	216759	419,881.00-	17	021675	17	216759	Y	
		** Potential Increase in Fund Balan			984,219.00						
17	021680	APPLICATION FEE-UNDERGRAD									
		ESTIMATED REVENUE	17	216800	93,500.00	17	216800	17	021680	N	
		ESTIMATED REVENUE	17	216801	16,500.00	17	216801	17	021680	N	
		ESTIMATED EXPENDITURES	17	216805	81,864.00-	17	021680	17	216805	N	
		INCREASE UNAPPROPRIATED	17	216809	21,136.00-	17	021680	17	216809	Y	
		** Potential Increase in Fund Balan			7,000.00						

Printed on a Xerox 9700 Laser Printing System at the Computing Services Center / Texas A&M University

Form: URGB01 (02/05/85)

CC	Account	Transaction Description	Offset CC	Offset Account	Amount	Actual Entry From CC	Actual Entry From Account	Actual Entry To CC	Actual Entry To Account	Feed	Mand
17	021685	APPLICATION FEE-GRADUATE									
		ESTIMATED REVENUE	17	216850	31,900.00	17	216850	17	021685	N	
		ESTIMATED REVENUE	17	216851	89,100.00	17	216851	17	021685	N	
		ESTIMATED EXPENDITURES	17	216855	133,577.00-	17	021685	17	216855	N	
		ESTIMATED EXPENDITURES	17	216856	3,000.00-	17	021685	17	216856	N	
		DECREASE UNAPPROPRIATED	17	216859	16,577.00	17	216859	17	021685	Y	
		** Potential Increase in Fund Balan			1,000.00						
17	021800	DESIGNATED TUITION									
		ESTIMATED REVENUE	17	218000	8,273,100.00	17	218000	17	021800	N	
		ESTIMATED REVENUE	17	218001	7,732,200.00	17	218001	17	021800	N	
		ESTIMATED EXPENDITURES	17	218003	11,365.00-	17	021800	17	218003	N	
		ESTIMATED EXPENDITURES	17	218004	7,200.00-	17	021800	17	218004	N	
		ESTIMATED EXPENDITURES	17	218005	105,457.00-	17	021800	17	218005	N	
		ESTIMATED EXPENDITURES	17	218006	199,018.00-	17	021800	17	218006	N	
		ESTIMATED EXPENDITURES	17	218007	168,170.00-	17	021800	17	218007	N	
		ESTIMATED REVENUE	17	218008-00001	446,400.00	17	218008-00001	17	021800	N	
		ESTIMATED REVENUE	17	218008-00002	827,300.00	17	218008-00002	17	021800	N	
		ESTIMATED REVENUE	17	218009-00001	383,600.00	17	218009-00001	17	021800	N	
		ESTIMATED REVENUE	17	218009-00002	921,400.00	17	218009-00002	17	021800	N	
		ESTIMATED EXPENDITURES	17	218010	32,534.00-	17	021800	17	218010	N	
		ESTIMATED EXPENDITURES	17	218022	15,056.00-	17	021800	17	218022	N	
		ESTIMATED EXPENDITURES	17	218024	13,677.00-	17	021800	17	218024	N	
		ESTIMATED EXPENDITURES	17	218028	88,609.00-	17	021800	17	218028	N	
		ESTIMATED REVENUE	17	218028	22,000.00	17	218028	17	021800	N	
		ESTIMATED EXPENDITURES	17	218030	382,928.00-	17	021800	17	218030	N	
		ESTIMATED EXPENDITURES	17	218032	20,000.00-	17	021800	17	218032	N	
		ESTIMATED EXPENDITURES	17	218033	80,000.00-	17	021800	17	218033	N	
		ESTIMATED REVENUE	17	218036	1,112,800.00	17	218036	17	021800	N	
		ESTIMATED REVENUE	17	218037	738,400.00	17	218037	17	021800	N	
		ESTIMATED EXPENDITURES	17	218040	162,493.00-	17	021800	17	218040	N	
		ESTIMATED EXPENDITURES	17	218043	10,000.00-	17	021800	17	218043	N	
		ESTIMATED EXPENDITURES	17	218047	56,310.00-	17	021800	17	218047	N	
		ESTIMATED EXPENDITURES	17	218048	8,480.00-	17	021800	17	218048	N	
		ESTIMATED EXPENDITURES	17	218055	119,500.00-	17	021800	17	218055	N	
		ESTIMATED EXPENDITURES	17	218062	150,000.00-	17	021800	17	218062	N	
		ESTIMATED EXPENDITURES	17	218063	25,000.00-	17	021800	17	218063	N	
		ESTIMATED EXPENDITURES	17	218064	150,000.00-	17	021800	17	218064	N	
		ESTIMATED EXPENDITURES	17	218065	100,000.00-	17	021800	17	218065	N	
		ESTIMATED EXPENDITURES	17	218066	100,000.00-	17	021800	17	218066	N	
		ESTIMATED EXPENDITURES	17	218068	1,422,935.00-	17	021800	17	218068	N	
		ESTIMATED EXPENDITURES	17	218071	1,004,722.00-	17	021800	17	218071	N	
		ESTIMATED EXPENDITURES	17	218074	37,500.00-	17	021800	17	218074	N	
		ESTIMATED EXPENDITURES	17	218076	53,483.00-	17	021800	17	218076	N	
		ESTIMATED EXPENDITURES	17	218077	13,000.00-	17	021800	17	218077	N	
		ESTIMATED EXPENDITURES	17	218079	11,627.00-	17	021800	17	218079	N	
		ESTIMATED EXPENDITURES	17	218080	85,650.00-	17	021800	17	218080	N	

Printed on a Xerox 9700 Laser Printing System at the Computing Services Center / Texas A&M University

Form: URGB01 (02/05/85)

CC	Account	Transaction Description	--- Offset --- CC	Account	Amount	-------- Actual Entry --------- ---- From ----- CC	Account	----- To ------ CC	Account	Feed	Mand
17	021800	DESIGNATED TUITION									
		ESTIMATED EXPENDITURES	17	218081	77,000.00-	17	021800	17	218081	N	
		ESTIMATED EXPENDITURES	17	218083	125,433.00-	17	021800	17	218083	N	
		INCR UNAPPROPRIATED	17	218090	1,802,801.00-	17	021800	17	218090	Y	
		ESTIMATED EXPENDITURES	17	218095	100,000.00-	17	021800	17	218095	N	
		ESTIMATED EXPENDITURES	17	218097	51,000.00-	17	021800	17	218097	N	
		ESTIMATED SALARY SAVINGS	17	218099	38,702.00	17	218099	17	021800	N	
		** Potential Increase in Fund Balan			13,704,954.00						
17	021840	DESIGNATED TUITION SET ASIDES									
		ESTIMATED EXPENDITURES	17	218400	1,415,100.00-	17	021840	17	218400	N	
		ESTIMATED EXPENDITURES	17	218405	157,200.00-	17	021840	17	218405	N	
		** Potential Decrease in Fund Balan			1,572,300.00-						
17	021900	TEXAS PUBLIC EDUCATION GRANTS									
		ESTIMATED EXPENDITURES	17	219000	1,293,900.00-	17	021900	17	219000	N	
		ESTIMATED EXPENDITURES	17	219005	259,500.00-	17	021900	17	219005	N	
		** Potential Decrease in Fund Balan			1,553,400.00-						
17	022000	GENERAL ADMINISTRATION									
		ESTIMATED EXPENDITURES	17	220310	45,303.00-	17	022000	17	220310	N	
		ESTIMATED EXPENDITURES	17	220315	27,412.00-	17	022000	17	220315	N	
		ESTIMATED EXPENDITURES	17	220316	9,606.00-	17	022000	17	220316	N	
		ESTIMATED EXPENDITURES	17	220317	34,975.00-	17	022000	17	220317	N	
		ESTIMATED EXPENDITURES	17	220319	19,607.00-	17	022000	17	220319	N	
		ESTIMATED EXPENDITURES	17	220320	35,856.00-	17	022000	17	220320	N	
		ESTIMATED EXPENDITURES	17	220322	30,083.00-	17	022000	17	220322	N	
		ESTIMATED EXPENDITURES	17	220323	103,611.00-	17	022000	17	220323	N	
		ESTIMATED EXPENDITURES	17	220324	36,338.00-	17	022000	17	220324	N	
		ESTIMATED EXPENDITURES	17	220325	54,257.00-	17	022000	17	220325	N	
		ESTIMATED EXPENDITURES	17	220326	8,563.00-	17	022000	17	220326	N	
		ESTIMATED EXPENDITURES	17	220327	14,624.00-	17	022000	17	220327	N	
		ESTIMATED EXPENDITURES	17	220328	25,269.00-	17	022000	17	220328	N	
		ESTIMATED EXPENDITURES	17	220329	7,447.00-	17	022000	17	220329	N	
		ESTIMATED EXPENDITURES	17	220415	66,873.00-	17	022000	17	220415	N	
		ESTIMATED EXPENDITURES	17	220416	214,980.00-	17	022000	17	220416	N	
		ESTIMATED EXPENDITURES	17	220425	2,750.00-	17	022000	17	220425	N	
		ESTIMATED EXPENDITURES	17	220426	103,455.00-	17	022000	17	220426	N	
		ESTIMATED EXPENDITURES	17	220427	70,000.00-	17	022000	17	220427	N	
		ESTIMATED EXPENDITURES	17	220428	11,584.00-	17	022000	17	220428	N	
		ESTIMATED EXPENDITURES	17	220429	11,293.00-	17	022000	17	220429	N	
		** Potential Decrease in Fund Balan			933,886.00-						
17	022100	GENERAL INSTITUTIONAL EXPENSE									
		ESTIMATED EXPENDITURES	17	221014	23,547.00-	17	022100	17	221014	N	
		ESTIMATED EXPENDITURES	17	221017	30,000.00-	17	022100	17	221017	N	
		ESTIMATED EXPENDITURES	17	221018	179,220.00-	17	022100	17	221018	N	

Printed on a Xerox 9700 Laser Printing System at the Computing Services Center / Texas A&M University

Form: URGB01 (02/05/85)

CC	Account	Transaction Description	--- Offset --- CC	Account	Amount	-------- Actual Entry --------- ---- From ----- CC	Account	----- To ------ CC	Account	Feed	Mand
17	022100	GENERAL INSTITUTIONAL EXPENSE									
		ESTIMATED EXPENDITURES	17	221019	13,000.00-	17	022100	17	221019	N	
		ESTIMATED EXPENDITURES	17	221023	1,102,948.00-	17	022100	17	221023	N	
		ESTIMATED EXPENDITURES	17	221025	237,220.00-	17	022100	17	221025	N	
		ESTIMATED EXPENDITURES	17	221027	120,000.00-	17	022100	17	221027	N	
		ESTIMATED EXPENDITURES	17	221035	476.00-	17	022100	17	221035	N	
		ESTIMATED EXPENDITURES	17	221042	68,000.00-	17	022100	17	221042	N	
		ESTIMATED EXPENDITURES	17	221043	30,000.00-	17	022100	17	221043	N	
		ESTIMATED EXPENDITURES	17	221045	60,000.00-	17	022100	17	221045	N	
		ESTIMATED EXPENDITURES	17	221060-00001	293,000.00-	17	022100	17	221060-00001	N	
		ESTIMATED EXPENDITURES	17	221060-00002	132,000.00-	17	022100	17	221060-00002	N	
		ESTIMATED EXPENDITURES	17	221060-00003	30,000.00-	17	022100	17	221060-00003	N	
		ESTIMATED EXPENDITURES	17	221060-00004	212,000.00-	17	022100	17	221060-00004	N	
		ESTIMATED EXPENDITURES	17	221060-00005	310,000.00-	17	022100	17	221060-00005	N	
		ESTIMATED EXPENDITURES	17	221060-00006	21,000.00-	17	022100	17	221060-00006	N	
		ESTIMATED EXPENDITURES	17	221061	205,000.00-	17	022100	17	221061	N	
		ESTIMATED EXPENDITURES	17	221062-00001	17,000.00-	17	022100	17	221062-00001	N	
		ESTIMATED EXPENDITURES	17	221062-00003	10,000.00-	17	022100	17	221062-00003	N	
		ESTIMATED EXPENDITURES	17	221062-00004	30,000.00-	17	022100	17	221062-00004	N	
		ESTIMATED EXPENDITURES	17	221062-00005	35,000.00-	17	022100	17	221062-00005	N	
		ESTIMATED EXPENDITURES	17	221066	195,528.00-	17	022100	17	221066	N	
		ESTIMATED EXPENDITURES	17	221067-00002	250,000.00-	17	022100	17	221067-00002	N	
		ESTIMATED EXPENDITURES	17	221067-00003	120,000.00-	17	022100	17	221067-00003	N	
		ESTIMATED EXPENDITURES	17	221076	34,000.00-	17	022100	17	221076	N	
		ESTIMATED EXPENDITURES	17	221077	3,000.00-	17	022100	17	221077	N	
		ESTIMATED EXPENDITURES	17	221078	2,313.00-	17	022100	17	221078	N	
		ESTIMATED EXPENDITURES	17	221079	42,942.00-	17	022100	17	221079	N	
		ESTIMATED EXPENDITURES	17	221080	45,970.00-	17	022100	17	221080	N	
		ESTIMATED EXPENDITURES	17	221085	100,000.00-	17	022100	17	221085	N	
		ESTIMATED EXPENDITURES	17	221088	5,988.00-	17	022100	17	221088	N	
		ESTIMATED EXPENDITURES	17	221089	75,000.00-	17	022100	17	221089	N	
		ESTIMATED EXPENDITURES	17	221090	3,741.00-	17	022100	17	221090	N	
		ESTIMATED EXPENDITURES	17	221099	21,351.00-	17	022100	17	221099	N	
		ESTIMATED EXPENDITURES	17	221200	35,280.00-	17	022100	17	221200	N	
		** Potential Decrease in Fund Balan			4,094,524.00-						
17	023200	RESIDENT INSTRUCTION AND DOE									
		ESTIMATED EXPENDITURES	17	232100	31,678.00-	17	023200	17	232100	N	
		ESTIMATED EXPENDITURES	17	232110	33,945.00-	17	023200	17	232110	N	
		ESTIMATED EXPENDITURES	17	232115	18,971.00-	17	023200	17	232115	N	
		ESTIMATED EXPENDITURES	17	232120	120,000.00-	17	023200	17	232120	N	
		ESTIMATED EXPENDITURES	17	232205	35,628.00-	17	023200	17	232205	N	
		ESTIMATED EXPENDITURES	17	232210	59,452.00-	17	023200	17	232210	N	
		ESTIMATED EXPENDITURES	17	232215	101,948.00-	17	023200	17	232215	N	
		ESTIMATED EXPENDITURES	17	232220	29,993.00-	17	023200	17	232220	N	
		ESTIMATED EXPENDITURES	17	232230	9,532.00-	17	023200	17	232230	N	
		ESTIMATED EXPENDITURES	17	232235	11,173.00-	17	023200	17	232235	N	

Printed on a Xerox 9700 Laser Printing System at the Computing Services Center / Texas A&M University

Form: URGB01 (02/05/85)

CC	Account	Transaction Description	--- Offset --- CC	Account	Amount	-------- Actual Entry --------- ---- From ----- CC	Account	----- To ------ CC	Account	Feed	Mand
17	023200	RESIDENT INSTRUCTION AND DOE									
		ESTIMATED EXPENDITURES	17	232250	25,316.00-	17	023200	17	232250	N	
		ESTIMATED EXPENDITURES	17	232255	20,759.00-	17	023200	17	232255	N	
		ESTIMATED EXPENDITURES	17	232260	9,820.00-	17	023200	17	232260	N	
		ESTIMATED EXPENDITURES	17	232261	19,640.00-	17	023200	17	232261	N	
		ESTIMATED EXPENDITURES	17	232262	9,820.00-	17	023200	17	232262	N	
		ESTIMATED EXPENDITURES	17	232265	27,910.00-	17	023200	17	232265	N	
		ESTIMATED EXPENDITURES	17	232270	68,731.00-	17	023200	17	232270	N	
		ESTIMATED EXPENDITURES	17	232275	20,143.00-	17	023200	17	232275	N	
		ESTIMATED EXPENDITURES	17	232280	46,617.00-	17	023200	17	232280	N	
		ESTIMATED EXPENDITURES	17	232285	9,471.00-	17	023200	17	232285	N	
		ESTIMATED EXPENDITURES	17	232305	25,947.00-	17	023200	17	232305	N	
		ESTIMATED EXPENDITURES	17	232310	5,391.00-	17	023200	17	232310	N	
		ESTIMATED EXPENDITURES	17	232315	15,677.00-	17	023200	17	232315	N	
		ESTIMATED EXPENDITURES	17	232405	25,345.00-	17	023200	17	232405	N	
		ESTIMATED EXPENDITURES	17	232410	17,903.00-	17	023200	17	232410	N	
		ESTIMATED EXPENDITURES	17	232415	13,985.00-	17	023200	17	232415	N	
		ESTIMATED EXPENDITURES	17	232416	18,932.00-	17	023200	17	232416	N	
		ESTIMATED EXPENDITURES	17	232417	15,362.00-	17	023200	17	232417	N	
		ESTIMATED EXPENDITURES	17	232420	10,850.00-	17	023200	17	232420	N	
		ESTIMATED EXPENDITURES	17	232425	67,963.00-	17	023200	17	232425	N	
		ESTIMATED EXPENDITURES	17	232510	54,883.00-	17	023200	17	232510	N	
		ESTIMATED EXPENDITURES	17	232511	40,511.00-	17	023200	17	232511	N	
		ESTIMATED EXPENDITURES	17	232520	22,720.00-	17	023200	17	232520	N	
		ESTIMATED EXPENDITURES	17	232540	47,919.00-	17	023200	17	232540	N	
		ESTIMATED EXPENDITURES	17	232595	59,979.00-	17	023200	17	232595	N	
		ESTIMATED EXPENDITURES	17	232601	1,204.00-	17	023200	17	232601	N	
		ESTIMATED EXPENDITURES	17	232604	11,944.00-	17	023200	17	232604	N	
		ESTIMATED EXPENDITURES	17	232605	21,073.00-	17	023200	17	232605	N	
		ESTIMATED EXPENDITURES	17	232612	163,748.00-	17	023200	17	232612	N	
		ESTIMATED EXPENDITURES	17	232616	7,109.00-	17	023200	17	232616	N	
		ESTIMATED EXPENDITURES	17	232618	85,398.00-	17	023200	17	232618	N	
		ESTIMATED EXPENDITURES	17	232620	18,942.00-	17	023200	17	232620	N	
		ESTIMATED EXPENDITURES	17	232750	707.00-	17	023200	17	232750	N	
		ESTIMATED EXPENDITURES	17	232770	6,907.00-	17	023200	17	232770	N	
		ESTIMATED EXPENDITURES	17	232800	80,000.00-	17	023200	17	232800	N	
		** Potential Decrease in Fund Balan			1,550,946.00-						
17	023700	INSTRUCTIONAL ADMINISTRATION									
		ESTIMATED EXPENDITURES	17	237075	19,999.00-	17	023700	17	237075	N	
		ESTIMATED EXPENDITURES	17	237101	30,998.00-	17	023700	17	237101	N	
		ESTIMATED EXPENDITURES	17	237201	32,385.00-	17	023700	17	237201	N	
		ESTIMATED EXPENDITURES	17	237301	30,585.00-	17	023700	17	237301	N	
		ESTIMATED EXPENDITURES	17	237401	10,117.00-	17	023700	17	237401	N	
		ESTIMATED EXPENDITURES	17	237501	33,750.00-	17	023700	17	237501	N	
		ESTIMATED EXPENDITURES	17	237601	154,155.00-	17	023700	17	237601	N	
		** Potential Decrease in Fund Balan			311,989.00-						

Printed on a Xerox 9700 Laser Printing System at the Computing Services Center / Texas A&M University

Form: URGB01 (02/05/85)

CC	Account	Transaction Description	--- Offset --- CC	Account	Amount	-------- Actual Entry --------- ---- From ----- CC	Account	----- To ------ CC	Account	Feed	Mand
17	024000	ORGANIZED ACTIVITIES									
		ESTIMATED EXPENDITURES	17	240001	62,337.00-	17	024000	17	240001	N	
		ESTIMATED EXPENDITURES	17	240005-00001	90,004.00-	17	024000	17	240005-00001	N	
		ESTIMATED EXPENDITURES	17	240005-00003	4,735.00-	17	024000	17	240005-00003	N	
		ESTIMATED EXPENDITURES	17	240005-00004	4,736.00-	17	024000	17	240005-00004	N	
		ESTIMATED EXPENDITURES	17	240005-00005	4,841.00-	17	024000	17	240005-00005	N	
		ESTIMATED EXPENDITURES	17	240005-00006	4,735.00-	17	024000	17	240005-00006	N	
		ESTIMATED EXPENDITURES	17	240005-00007	4,735.00-	17	024000	17	240005-00007	N	
		ESTIMATED EXPENDITURES	17	240005-00008	11,687.00-	17	024000	17	240005-00008	N	
		ESTIMATED EXPENDITURES	17	240005-00009	32,011.00-	17	024000	17	240005-00009	N	
		ESTIMATED EXPENDITURES	17	240005-00010	10,915.00-	17	024000	17	240005-00010	N	
		** Potential Decrease in Fund Balan			230,736.00-						
17	024100	ORGANIZED RESEARCH									
		ESTIMATED EXPENDITURES	17	241803	13,781.00-	17	024100	17	241803	N	
		** Potential Decrease in Fund Balan			13,781.00-						
17	024800	LIBRARY									
		ESTIMATED EXPENDITURES	17	248103	139,957.00-	17	024800	17	248103	N	
		** Potential Decrease in Fund Balan			139,957.00-						
17	025000	PHYSICAL PLANT SUPPORT									
		ESTIMATED EXPENDITURES	17	250020	12,662.00-	17	025000	17	250020	N	
		ESTIMATED EXPENDITURES	17	250025	112,370.00-	17	025000	17	250025	N	
		** Potential Decrease in Fund Balan			125,032.00-						
17	025100	UNIVERSITY POLICE									
		ESTIMATED EXPENDITURES	17	251001	12,399.00-	17	025100	17	251001	N	
		** Potential Decrease in Fund Balan			12,399.00-						
17	025500	UTILITIES									
		ESTIMATED EXPENDITURES	17	255001	100,000.00-	17	025500	17	255001	N	
		** Potential Decrease in Fund Balan			100,000.00-						
17	025600	ENGINEERING AND CAMPUS PLANNING									
		ESTIMATED EXPENDITURES	17	256001	58,911.00-	17	025600	17	256001	N	
		** Potential Decrease in Fund Balan			58,911.00-						
17	025700	CENTRAL RECEIVING AND STOREROOM									
		ESTIMATED EXPENDITURES	17	257001	10,803.00-	17	025700	17	257001	N	
		** Potential Decrease in Fund Balan			10,803.00-						
17	025800	OFFICE OF RISK & COMPLIANCE									
		ESTIMATED EXPENDITURES	17	258001	6,375.00-	17	025800	17	258001	N	
		ESTIMATED EXPENDITURES	17	258002	4,000.00-	17	025800	17	258002	N	
		** Potential Decrease in Fund Balan			10,375.00-						

Printed on a Xerox 9700 Laser Printing System at the Computing Services Center / Texas A&M University

Form: URGB01 (02/05/85)

CC	Account	Transaction Description	--- Offset --- CC	Account	Amount	-------- Actual Entry --------- ---- From ----- CC	Account	----- To ------ CC	Account	Feed	Mand
17	026000	FEE REMISSIONS AND EXEMPTIONS									
		ESTIMATED EXPENDITURES	17	260001	2,278,450.00-	17	026000	17	260001	N	
		** Potential Decrease in Fund Balan			2,278,450.00-						
17	026004	PROGRAM DEVELOPMENT									
		ESTIMATED EXPENDITURES	17	260041	17,315.00-	17	026004	17	260041	N	
		ESTIMATED EXPENDITURES	17	260042	54,644.00-	17	026004	17	260042	N	
		ESTIMATED EXPENDITURES	17	260043-00001	15,675.00-	17	026004	17	260043-00001	N	
		ESTIMATED EXPENDITURES	17	260043-00002	2,841.00-	17	026004	17	260043-00002	N	
		ESTIMATED EXPENDITURES	17	260043-00003	663.00-	17	026004	17	260043-00003	N	
		ESTIMATED EXPENDITURES	17	260043-00004	5,730.00-	17	026004	17	260043-00004	N	
		ESTIMATED EXPENDITURES	17	260043-00005	4,499.00-	17	026004	17	260043-00005	N	
		ESTIMATED EXPENDITURES	17	260044	8,051.00-	17	026004	17	260044	N	
		ESTIMATED EXPENDITURES	17	260045	7,288.00-	17	026004	17	260045	N	
		** Potential Decrease in Fund Balan			116,706.00-						
17	026013	EXPANDING ENGINEERING EDUCATION									
		ESTIMATED EXPENDITURES	17	260130-00001	182,108.00-	17	026013	17	260130-00001	N	
		** Potential Decrease in Fund Balan			182,108.00-						
17	026019	INSTITUTIONAL ENHANCEMENT									
		ESTIMATED EXPENDITURES	17	260192	131,541.00-	17	026019	17	260192	N	
		** Potential Decrease in Fund Balan			131,541.00-						
17	028000	INDIRECT COST									
		ESTIMATED REVENUE	17	280000	900,000.00	17	280000	17	028000	N	
		ESTIMATED EXPENDITURES	17	280999	284,600.00-	17	028000	17	280999	N	
		ESTIMATED EXPENDITURES	17	281000	500,000.00-	17	028000	17	281000	N	
		** Potential Increase in Fund Balan			115,400.00						
17	030351	STUDENT SERVICES FEE									
		ESTIMATED REVENUE	17	303510	2,077,600.00	17	303510	17	030351	N	
		ESTIMATED REVENUE	17	303511	1,608,900.00	17	303511	17	030351	N	
		** Potential Increase in Fund Balan			3,686,500.00						
17	030600	FEE REMISSIONS AND EXEMPTIONS									
		ESTIMATED EXPENDITURES	17	306001	514,600.00-	17	030600	17	306001	N	
		** Potential Decrease in Fund Balan			514,600.00-						
17	031002	TAMUK BAND									
		ESTIMATED EXPENDITURES	17	310020	136,000.00-	17	031002	17	310020	N	
		ESTIMATED EXPENDITURES	17	310025	24,000.00-	17	031002	17	310025	N	
		** Potential Decrease in Fund Balan			160,000.00-						
17	031011	COLLEGE OF AG									
		ESTIMATED EXPENDITURES	17	310110	48,000.00-	17	031011	17	310110	N	
		ESTIMATED EXPENDITURES	17	310112	8,000.00-	17	031011	17	310112	N	
		** Potential Decrease in Fund Balan			56,000.00-						

Printed on a Xerox 9700 Laser Printing System at the Computing Services Center / Texas A&M University

Form: URGB01 (02/05/85)

CC	Account	Transaction Description	--- Offset --- CC	Account	Amount	-------- Actual Entry --------- ---- From ----- CC	Account	----- To ------ CC	Account	Feed	Mand
17	031060	COUNSELING CENTER									
		ESTIMATED EXPENDITURES	17	310600	411,954.00-	17	031060	17	310600	N	
		** Potential Decrease in Fund Balan			411,954.00-						
17	031061	DEAN OF STUDENTS									
		ESTIMATED EXPENDITURES	17	310610	373,338.00-	17	031061	17	310610	N	
		ESTIMATED EXPENDITURES	17	310611	45,000.00-	17	031061	17	310611	N	
		** Potential Decrease in Fund Balan			418,338.00-						
17	031062	CAREER SERVICES									
		ESTIMATED EXPENDITURES	17	310620	381,580.00-	17	031062	17	310620	N	
		** Potential Decrease in Fund Balan			381,580.00-						
17	031063	STUDENT ACTIVITIES									
		ESTIMATED EXPENDITURES	17	310630	418,600.00-	17	031063	17	310630	N	
		ESTIMATED EXPENDITURES	17	310635	38,000.00-	17	031063	17	310635	N	
		** Potential Decrease in Fund Balan			456,600.00-						
17	031068	JAVELINA ENROLLMENT SERVICES									
		ESTIMATED EXPENDITURES	17	310680	73,879.00-	17	031068	17	310680	N	
		** Potential Decrease in Fund Balan			73,879.00-						
17	031070	SPEC-STUDENT SERVICES									
		ESTIMATED EXPENDITURES	17	310700	32,200.00-	17	031070	17	310700	N	
		** Potential Decrease in Fund Balan			32,200.00-						
17	031135	STUDENT GOVERNMENT ASSOCIATION									
		ESTIMATED EXPENDITURES	17	311350	37,700.00-	17	031135	17	311350	N	
		** Potential Decrease in Fund Balan			37,700.00-						
17	031155	SOUTH TEXAN									
		ESTIMATED EXPENDITURES	17	311550	32,000.00-	17	031155	17	311550	N	
		** Potential Decrease in Fund Balan			32,000.00-						
17	031156	K T A I RADIO STATION									
		ESTIMATED EXPENDITURES	17	311560	25,000.00-	17	031156	17	311560	N	
		** Potential Decrease in Fund Balan			25,000.00-						
17	031175	COMMUNICATIONS									
		ESTIMATED EXPENDITURES	17	311750	8,000.00-	17	031175	17	311750	N	
		ESTIMATED EXPENDITURES	17	311756	10,000.00-	17	031175	17	311756	N	
		** Potential Decrease in Fund Balan			18,000.00-						
17	031201	UNIVERSITY LECTURESHIP SERIES									
		ESTIMATED EXPENDITURES	17	312010	47,000.00-	17	031201	17	312010	N	
		** Potential Decrease in Fund Balan			47,000.00-						

Printed on a Xerox 9700 Laser Printing System at the Computing Services Center / Texas A&M University

Form: URGB01 (02/05/85)

CC	Account	Transaction Description	--- Offset --- CC	Account	Amount	-------- Actual Entry --------- ---- From ----- CC	Account	----- To ------ CC	Account	Feed	Mand
17	031202	LIVING/LEARNING COMMUNITY									
		ESTIMATED EXPENDITURES	17	312020	20,000.00-	17	031202	17	312020	N	
		** Potential Decrease in Fund Balan			20,000.00-						
17	031230	NEW STUDENT ORIENTATION									
		ESTIMATED EXPENDITURES	17	312300	12,000.00-	17	031230	17	312300	N	
		** Potential Decrease in Fund Balan			12,000.00-						
17	031231	STUDENT ENGAGEMENT									
		ESTIMATED EXPENDITURES	17	312316	175,000.00-	17	031231	17	312316	N	
		ESTIMATED EXPENDITURES	17	312317	5,000.00-	17	031231	17	312317	N	
		** Potential Decrease in Fund Balan			180,000.00-						
17	031232	TRANSFER STUDENT SUCCESS INIT.									
		ESTIMATED EXPENDITURES	17	312320	10,000.00-	17	031232	17	312320	N	
		ESTIMATED EXPENDITURES	17	312325	70,000.00-	17	031232	17	312325	N	
		** Potential Decrease in Fund Balan			80,000.00-						
17	031233	ANIMAL & WILDLIFE SERVICES									
		ESTIMATED EXPENDITURES	17	312330	10,000.00-	17	031233	17	312330	N	
		** Potential Decrease in Fund Balan			10,000.00-						
17	031234	TESTING									
		ESTIMATED EXPENDITURES	17	312340	63,622.00-	17	031234	17	312340	N	
		** Potential Decrease in Fund Balan			63,622.00-						
17	031246	JAZZ FESTIVAL									
		ESTIMATED EXPENDITURES	17	312460	7,500.00-	17	031246	17	312460	N	
		** Potential Decrease in Fund Balan			7,500.00-						
17	031247	MARIACHI									
		ESTIMATED EXPENDITURES	17	312470	10,000.00-	17	031247	17	312470	N	
		** Potential Decrease in Fund Balan			10,000.00-						
17	031248	TAIU - CHORALE									
		ESTIMATED EXPENDITURES	17	312480	18,250.00-	17	031248	17	312480	N	
		** Potential Decrease in Fund Balan			18,250.00-						
17	031249	DISABLED STUDENT SERVICES									
		ESTIMATED EXPENDITURES	17	312490	80,000.00-	17	031249	17	312490	N	
		ESTIMATED EXPENDITURES	17	312491	2,000.00-	17	031249	17	312491	N	
		** Potential Decrease in Fund Balan			82,000.00-						
17	031251	RECYCLING									
		ESTIMATED EXPENDITURES	17	312510	50,000.00-	17	031251	17	312510	N	
		** Potential Decrease in Fund Balan			50,000.00-						

Printed on a Xerox 9700 Laser Printing System at the Computing Services Center / Texas A&M University

Form: URGB01 (02/05/85)

CC	Account	Transaction Description	--- Offset --- CC	Account	Amount	-------- Actual Entry --------- ---- From ----- CC	Account	----- To ------ CC	Account	Feed	Mand
17	031252	PERFORMING VISUAL ARTS									
		ESTIMATED EXPENDITURES	17	312520	28,000.00-	17	031252	17	312520	N	
		** Potential Decrease in Fund Balan			28,000.00-						
17	031255	HERITAGE									
		ESTIMATED EXPENDITURES	17	312551	17,000.00-	17	031255	17	312551	N	
		** Potential Decrease in Fund Balan			17,000.00-						
17	031258	STUDENT ORGANIZATION FUNDING									
		ESTIMATED EXPENDITURES	17	312580	115,000.00-	17	031258	17	312580	N	
		** Potential Decrease in Fund Balan			115,000.00-						
17	031259	C.E.N./FINE ARTS COUNCIL									
		ESTIMATED EXPENDITURES	17	312590	95,000.00-	17	031259	17	312590	N	
		ESTIMATED EXPENDITURES	17	312595	73,977.00-	17	031259	17	312595	N	
		** Potential Decrease in Fund Balan			168,977.00-						
17	031265	HAVEN & ALCOHOL EDUCATION									
		ESTIMATED EXPENDITURES	17	312650	15,000.00-	17	031265	17	312650	N	
		** Potential Decrease in Fund Balan			15,000.00-						
17	031280	CENTER FOR YOUNG CHILDREN									
		ESTIMATED EXPENDITURES	17	312800	32,000.00-	17	031280	17	312800	N	
		** Potential Decrease in Fund Balan			32,000.00-						
17	031281	LIVESTOCK EVALUATION TEAM									
		ESTIMATED EXPENDITURES	17	312810	8,000.00-	17	031281	17	312810	N	
		** Potential Decrease in Fund Balan			8,000.00-						
17	031290	CRISIS MANAGEMENT EMERGENCY									
		ESTIMATED EXPENDITURES	17	312905	30,000.00-	17	031290	17	312905	N	
		** Potential Decrease in Fund Balan			30,000.00-						
17	031400	RECREATIONAL SPORTS FEES									
		ESTIMATED REVENUE	17	314000	1,484,200.00	17	314000	17	031400	N	
		ESTIMATED REVENUE	17	314001	1,088,100.00	17	314001	17	031400	N	
		ESTIMATED EXPENDITURES	17	314002	298,000.00-	17	031400	17	314002	N	
		ESTIMATED EXPENDITURES	17	314003	50,000.00-	17	031400	17	314003	N	
		ESTIMATED EXPENDITURES	17	314004	20,000.00-	17	031400	17	314004	N	
		ESTIMATED EXPENDITURES	17	314005	720,842.00-	17	031400	17	314005	N	
		ESTIMATED EXPENDITURES	17	314008	71,500.00-	17	031400	17	314008	N	
		DECREASE UNAPPROPRIATED	17	314009	179,900.00	17	314009	17	031400	Y	
		** Potential Increase in Fund Balan			1,591,858.00						
17	031500	ATHLETIC FEE									
		ESTIMATED REVENUE	17	315010	2,096,310.00	17	315010	17	031500	N	
		ESTIMATED REVENUE	17	315011	1,532,390.00	17	315011	17	031500	N	

Printed on a Xerox 9700 Laser Printing System at the Computing Services Center / Texas A&M University

Form: URGB01 (02/05/85)

CC	Account	Transaction Description	--- Offset --- CC	Account	Amount	-------- Actual Entry --------- ---- From ----- CC	Account	----- To ------ CC	Account	Feed	Mand
17	031500	ATHLETIC FEE									
		ESTIMATED REVENUE	17	315020	32,600.00	17	315020	17	031500	N	
		ESTIMATED REVENUE	17	315025	16,000.00	17	315025	17	031500	N	
		ESTIMATED REVENUE	17	315050	8,250.00	17	315050	17	031500	N	
		ESTIMATED EXPENDITURES	17	315050	685,105.00-	17	031500	17	315050	N	
		ESTIMATED EXPENDITURES	17	315051	809,448.00-	17	031500	17	315051	N	
		ESTIMATED REVENUE	17	315051	171,000.00	17	315051	17	031500	N	
		ESTIMATED REVENUE	17	315052	10,000.00	17	315052	17	031500	N	
		ESTIMATED EXPENDITURES	17	315052	256,369.00-	17	031500	17	315052	N	
		ESTIMATED EXPENDITURES	17	315053	246,675.00-	17	031500	17	315053	N	
		ESTIMATED REVENUE	17	315053	7,500.00	17	315053	17	031500	N	
		ESTIMATED REVENUE	17	315054	2,200.00	17	315054	17	031500	N	
		ESTIMATED EXPENDITURES	17	315054	282,111.00-	17	031500	17	315054	N	
		ESTIMATED EXPENDITURES	17	315055	230,108.00-	17	031500	17	315055	N	
		ESTIMATED REVENUE	17	315055	7,000.00	17	315055	17	031500	N	
		ESTIMATED REVENUE	17	315056	700.00	17	315056	17	031500	N	
		ESTIMATED EXPENDITURES	17	315056	201,987.00-	17	031500	17	315056	N	
		ESTIMATED EXPENDITURES	17	315057	201,827.00-	17	031500	17	315057	N	
		ESTIMATED REVENUE	17	315057	700.00	17	315057	17	031500	N	
		ESTIMATED EXPENDITURES	17	315058	284,663.00-	17	031500	17	315058	N	
		ESTIMATED EXPENDITURES	17	315059	238,459.00-	17	031500	17	315059	N	
		ESTIMATED REVENUE	17	315059	1,700.00	17	315059	17	031500	N	
		ESTIMATED EXPENDITURES	17	315060	703,345.00-	17	031500	17	315060	N	
		ESTIMATED EXPENDITURES	17	315061	104,719.00-	17	031500	17	315061	N	
		ESTIMATED EXPENDITURES	17	315062	93,329.00-	17	031500	17	315062	N	
		ESTIMATED EXPENDITURES	17	315073	158,025.00-	17	031500	17	315073	N	
		ESTIMATED EXPENDITURES	17	315074	84,500.00-	17	031500	17	315074	N	
		ESTIMATED EXPENDITURES	17	315075	135,200.00-	17	031500	17	315075	N	
		ESTIMATED EXPENDITURES	17	315076	196,075.00-	17	031500	17	315076	N	
		ESTIMATED EXPENDITURES	17	315077	244,750.00-	17	031500	17	315077	N	
		ESTIMATED EXPENDITURES	17	315078	174,925.00-	17	031500	17	315078	N	
		ESTIMATED EXPENDITURES	17	315079	107,275.00-	17	031500	17	315079	N	
		ESTIMATED EXPENDITURES	17	315080	300,000.00-	17	031500	17	315080	N	
		ESTIMATED SALARY SAVINGS	17	315080	339,184.00	17	315080	17	031500	N	
		ESTIMATED EXPENDITURES	17	315081	620,350.00-	17	031500	17	315081	N	
		ESTIMATED EXPENDITURES	17	315082	158,025.00-	17	031500	17	315082	N	
		ESTIMATED EXPENDITURES	17	315083	127,575.00-	17	031500	17	315083	N	
		ESTIMATED EXPENDITURES	17	315084	91,300.00-	17	031500	17	315084	N	
		ESTIMATED EXPENDITURES	17	315086	34,000.00-	17	031500	17	315086	N	
		ESTIMATED EXPENDITURES	17	315088	212,841.00-	17	031500	17	315088	N	
		ESTIMATED REVENUE	17	315088	170,000.00	17	315088	17	031500	N	
		INCREASE UNAPPROPRIATED	17	315090	90,650.00-	17	031500	17	315090	Y	
		** Potential Decrease in Fund Balan			2,678,102.00-						
17	031700	UNIVERSITY POLICE DEPARTMENT									
		ESTIMATED REVENUE	17	317000	799,370.00	17	317000	17	031700	N	
		ESTIMATED EXPENDITURES	17	317004	25,000.00-	17	031700	17	317004	N	

Printed on a Xerox 9700 Laser Printing System at the Computing Services Center / Texas A&M University

Form: URGB01 (02/05/85)

CC	Account	Transaction Description	Offset CC	Offset Account	Amount	Actual Entry From CC	Actual Entry From Account	Actual Entry To CC	Actual Entry To Account	Feed	Mand
17	031700	UNIVERSITY POLICE DEPARTMENT									
		ESTIMATED EXPENDITURES	17	317005	273,078.00-	17	031700	17	317005	N	
		ESTIMATED SALARY SAVINGS	17	317008	26,294.00	17	317008	17	031700	N	
		INCREASE UNAPPROPRIATEDD	17	317009	175,048.00-	17	031700	17	317009	Y	
		** Potential Increase in Fund Balan			352,538.00						
17	031800	HOGGIE DAYS ORIENTATION FEE									
		ESTIMATED REVENUE	17	318000	152,200.00	17	318000	17	031800	N	
		ESTIMATED EXPENDITURES	17	318005	136,248.00-	17	031800	17	318005	N	
		INCREASE UNAPPROPRIATED	17	318009	5,752.00-	17	031800	17	318009	Y	
		** Potential Increase in Fund Balan			10,200.00						
17	031850	INTERNATIONAL ORIENTATION FEE									
		ESTIMATED REVENUE	17	318500	8,500.00	17	318500	17	031850	N	
		ESTIMATED REVENUE	17	318501	8,500.00	17	318501	17	031850	N	
		ESTIMATED EXPENDITURES	17	318506	8,599.00-	17	031850	17	318506	N	
		INCREASE UNAPPROPRIATED	17	318509	8,401.00-	17	031850	17	318509	Y	
		** Potential Decrease in Fund Balan			0.00						
17	031999	N/P AUXILIARY TRANSFER OF BUDGET									
		INCR UNAPPROPRIATED	17	319990	469,006.00-	17	031999	17	319990	Y	
		ESTIMATED SALARY SAVINGS	17	319991	145,218.00	17	319991	17	031999	Y	
		ESTIMATED EXPENDITURES	17	319995	221,912.00-	17	031999	17	319995	N	
		** Potential Decrease in Fund Balan			545,700.00-						
17	033100	BISHOP HALL									
		ESTIMATED EXPENDITURES	17	331000	630,784.00-	17	033100	17	331000	N	
		ESTIMATED REVENUE	17	331000	731,850.00	17	331000	17	033100	N	
		ESTIMATED EXPENDITURES	17	331003	40,000.00-	17	033100	17	331003	N	
		INCR UNAPPROPRIATED	17	331099	61,066.00-	17	033100	17	331099	Y	
		** Potential Decrease in Fund Balan			0.00						
17	033200	MARTIN HALL									
		ESTIMATED EXPENDITURES	17	332000	765,592.00-	17	033200	17	332000	N	
		ESTIMATED REVENUE	17	332000	889,100.00	17	332000	17	033200	N	
		ESTIMATED EXPENDITURES	17	332001	8,700.00-	17	033200	17	332001	N	
		ESTIMATED EXPENDITURES	17	332003	50,000.00-	17	033200	17	332003	N	
		INCR UNAPPROPRIATED	17	332099	64,808.00-	17	033200	17	332099	Y	
		** Potential Decrease in Fund Balan			0.00						
17	033400	CAMPUS FOOD SERVICE									
		ESTIMATED EXPENDITURES	17	334000	4,716,400.00-	17	033400	17	334000	N	
		ESTIMATED REVENUE	17	334000	5,450,000.00	17	334000	17	033400	N	
		INCREASE UNAPPROPRIATED	17	334009	324,270.00-	17	033400	17	334009	Y	
		** Potential Increase in Fund Balan			409,330.00						
17	033500	TURNER-BISHOP HALL									
		ESTIMATED EXPENDITURES	17	335000	677,548.00-	17	033500	17	335000	N	

Printed on a Xerox 9700 Laser Printing System at the Computing Services Center / Texas A&M University

Form: URGB01 (02/05/85)

CC	Account	Transaction Description	--- Offset --- CC	Account	Amount	-------- Actual Entry --------- ---- From ----- CC	Account	----- To ------ CC	Account	Feed	Mand
17	033500	TURNER-BISHOP HALL									
		ESTIMATED REVENUE	17	335000	979,200.00	17	335000	17	033500	N	
		ESTIMATED EXPENDITURES	17	335003	50,000.00-	17	033500	17	335003	N	
		INCREASE UNAPPROPRIATED	17	335099	251,652.00-	17	033500	17	335099	Y	
		** Potential Decrease in Fund Balan			0.00						
17	033600	BOOKSTORE									
		ESTIMATED EXPENDITURES	17	336000	42,400.00-	17	033600	17	336000	N	
		ESTIMATED REVENUE	17	336000	250,000.00	17	336000	17	033600	N	
		INCREASE UNAPPROPRIATED	17	336099	207,600.00-	17	033600	17	336099	Y	
		** Potential Decrease in Fund Balan			0.00						
17	033700	STUDENT UNION BUILDING									
		ESTIMATED EXPENDITURES	17	337000	767,180.00-	17	033700	17	337000	N	
		ESTIMATED EXPENDITURES	17	337001	74,022.00-	17	033700	17	337001	N	
		ESTIMATED EXPENDITURES	17	337003	33,000.00-	17	033700	17	337003	N	
		ESTIMATED REVENUE	17	337025	12,500.00	17	337025	17	033700	N	
		ESTIMATED REVENUE	17	337035	5,000.00	17	337035	17	033700	N	
		ESTIMATED SALARY SAVINGS	17	337090	83,233.00	17	337090	17	033700	N	
		** Potential Decrease in Fund Balan			773,469.00-						
17	033800	POTEET HALL									
		ESTIMATED REVENUE	17	338000	165,750.00	17	338000	17	033800	N	
		** Potential Increase in Fund Balan			165,750.00						
17	033900	LYNCH HALL									
		ESTIMATED REVENUE	17	339000	729,700.00	17	339000	17	033900	N	
		ESTIMATED EXPENDITURES	17	339000	396,162.00-	17	033900	17	339000	N	
		ESTIMATED EXPENDITURES	17	339003	19,000.00-	17	033900	17	339003	N	
		ESTIMATED SALARY SAVINGS-DORM	17	339090	316,291.00	17	339090	17	033900	N	
		INCREASE UNAPPROPRIATED	17	339099	630,829.00-	17	033900	17	339099	Y	
		** Potential Decrease in Fund Balan			0.00						
17	034100	LUCIO HALL									
		ESTIMATED EXPENDITURES	17	341000	1,328,204.00-	17	034100	17	341000	N	
		ESTIMATED REVENUE	17	341000	3,430,600.00	17	341000	17	034100	N	
		ESTIMATED EXPENDITURES	17	341001	1,600.00-	17	034100	17	341001	N	
		ESTIMATED EXPENDITURES	17	341003	94,000.00-	17	034100	17	341003	N	
		INCREASE UNAPPROPRIATED	17	341099	163,560.00-	17	034100	17	341099	Y	
		** Potential Increase in Fund Balan			1,843,236.00						
17	034200	MESQUITE VILLAGE WEST- HONORS CO									
		ESTIMATED EXPENDITURES	17	342000	746,381.00-	17	034200	17	342000	N	
		ESTIMATED REVENUE	17	342000	1,450,000.00	17	342000	17	034200	N	
		ESTIMATED EXPENDITURES	17	342003	76,650.00-	17	034200	17	342003	N	
		INCREASE UNAPPROPRIATED	17	342099	420,931.00	17	342099	17	034200	Y	
		** Potential Increase in Fund Balan			1,047,900.00						

Printed on a Xerox 9700 Laser Printing System at the Computing Services Center / Texas A&M University

Form: URGB01 (02/05/85)

CC	Account	Transaction Description	--- Offset --- CC	Account	Amount	-------- Actual Entry --------- ---- From ----- CC	Account	----- To ------ CC	Account	Feed	Mand
17	100006	CITRUS CENTER									
		ESTIMATED REVENUE	17	010000	395,559.00-	17	100006	17	010000	N	
		** Decrease in SL Allocation **			395,559.00-						
17	100009	JOHN E. CONNER MUSEUM									
		ESTIMATED REVENUE	17	010000	12,110.00-	17	100009	17	010000	N	
		** Decrease in SL Allocation **			12,110.00-						
17	100011	OASI MATCHING ESTIMATED									
		ESTIMATED REVENUE	17	010000	2,324,100.00-	17	100011	17	010000	N	
		** Decrease in SL Allocation **			2,324,100.00-						
17	100013	STATE BASIC AID									
		ESTIMATED REVENUE	17	010000	25,688,282.00-	17	100013	17	010000	N	
		** Decrease in SL Allocation **			25,688,282.00-						
17	100014	PH.D. IN ENGINEERING									
		ESTIMATED REVENUE	17	010000	37,040.00-	17	100014	17	010000	N	
		** Decrease in SL Allocation **			37,040.00-						
17	100024	TUITION REVENUE BONDS									
		ESTIMATED REVENUE	17	010000	6,619,959.00-	17	100024	17	010000	N	
		** Decrease in SL Allocation **			6,619,959.00-						
17	100025	VET TECH PROGRAM									
		ESTIMATED REVENUE	17	010000	515,667.00-	17	100025	17	010000	N	
		** Decrease in SL Allocation **			515,667.00-						
17	100026	WILDLIFE RESEARCH INSTITUTE									
		ESTIMATED REVENUE	17	010000	144,403.00-	17	100026	17	010000	N	
		** Decrease in SL Allocation **			144,403.00-						
17	100027	KING RANCH INSTITUTE									
		ESTIMATED REVENUE	17	010000	141,590.00-	17	100027	17	010000	N	
		** Decrease in SL Allocation **			141,590.00-						
17	100029	GROUP INS-ST CONTRIB-HI ED									
		ESTIMATED REVENUE	17	010000	4,743,235.00-	17	100029	17	010000	N	
		** Decrease in SL Allocation **			4,743,235.00-						
17	100033	SOUTH TEXAS ARCHIVES									
		ESTIMATED REVENUE	17	010000	48,664.00-	17	100033	17	010000	N	
		** Decrease in SL Allocation **			48,664.00-						
17	100034	HEF									
		ESTIMATED REVENUE	17	010000	8,966,056.00-	17	100034	17	010000	N	
		** Decrease in SL Allocation **			8,966,056.00-						

Printed on a Xerox 9700 Laser Printing System at the Computing Services Center / Texas A&M University

Form: URGB01 (02/05/85)

CC	Account	Transaction Description	--- Offset --- CC	Account	Amount	-------- Actual Entry --------- ---- From ----- CC	Account	----- To ------ CC	Account	Feed	Mand
17	100035	TEACHERS RETIREMENT SYSTEM									
		ESTIMATED REVENUE	17	010000	1,138,300.00-	17	100035	17	010000	N	
		** Decrease in SL Allocation **			1,138,300.00-						
17	100036	OPTIONAL RETIREMENT PROGRAM									
		ESTIMATED REVENUE	17	010000	840,900.00-	17	100036	17	010000	N	
		** Decrease in SL Allocation **			840,900.00-						
17	100037	UNEMPLOYMENT COMPENSATION INSURA									
		ESTIMATED REVENUE	17	010000	40,000.00-	17	100037	17	010000	N	
		** Decrease in SL Allocation **			40,000.00-						
17	100044	RESEARCH EXCELLENCE FUNDING									
		ESTIMATED REVENUE	17	010000	1,109,585.00-	17	100044	17	010000	N	
		** Decrease in SL Allocation **			1,109,585.00-						
17	100052	INSTITUTIONAL ENHANCEMENT-RESEAR									
		ESTIMATED REVENUE	17	010000	949,113.00-	17	100052	17	010000	N	
		** Decrease in SL Allocation **			949,113.00-						
17	100053	INSTITUTIONAL ENHANCEMENT-ACAD S									
		ESTIMATED REVENUE	17	010000	2,467,693.00-	17	100053	17	010000	N	
		** Decrease in SL Allocation **			2,467,693.00-						
17	100054	INSTITUTIONAL ENHANCEMENT-INST S									
		ESTIMATED REVENUE	17	010000	379,645.00-	17	100054	17	010000	N	
		** Decrease in SL Allocation **			379,645.00-						
17	101000	FALL SEMESTER TUITION-RESIDENT									
		ESTIMATED REVENUE	17	010000	4,542,800.00-	17	101000	17	010000	N	
		** Decrease in SL Allocation **			4,542,800.00-						
17	101001	FALL SEMESTER TUITION-NON RESIDE									
		ESTIMATED REVENUE	17	010000	3,798,000.00-	17	101001	17	010000	N	
		** Decrease in SL Allocation **			3,798,000.00-						
17	101002	SPRING SEMESTER TUITION-RESIDENT									
		ESTIMATED REVENUE	17	010000	4,161,600.00-	17	101002	17	010000	N	
		** Decrease in SL Allocation **			4,161,600.00-						
17	101003	SPRING SEMESTER TUITION-NON RESI									
		ESTIMATED REVENUE	17	010000	3,381,800.00-	17	101003	17	010000	N	
		** Decrease in SL Allocation **			3,381,800.00-						
17	101004	SUMMER I TUITION-RESIDENT									
		ESTIMATED REVENUE	17	010000	940,900.00-	17	101004	17	010000	N	
		** Decrease in SL Allocation **			940,900.00-						

Printed on a Xerox 9700 Laser Printing System at the Computing Services Center / Texas A&M University

Form: URGB01 (02/05/85)

CC	Account	Transaction Description	--- Offset --- CC	Account	Amount	-------- Actual Entry --------- ---- From ----- CC	Account	----- To ------ CC	Account	Feed	Mand
17	101005	SUMMER I TUITION-NON RESIDENT									
		ESTIMATED REVENUE	17	010000	1,490,200.00-	17	101005	17	010000	N	
		** Decrease in SL Allocation **			1,490,200.00-						
17	101008	SPRING INTERSESSION TUITION - RE									
		ESTIMATED REVENUE	17	010000	11,500.00-	17	101008	17	010000	N	
		** Decrease in SL Allocation **			11,500.00-						
17	101009	SPRING INTERSESSION TUITION-NON									
		ESTIMATED REVENUE	17	010000	23,000.00-	17	101009	17	010000	N	
		** Decrease in SL Allocation **			23,000.00-						
17	101010	WINTER INTERSESSION TUITION- RES									
		ESTIMATED REVENUE	17	010000	11,400.00-	17	101010	17	010000	N	
		** Decrease in SL Allocation **			11,400.00-						
17	101011	WINTER INTERSESSION TUITION-NON-									
		ESTIMATED REVENUE	17	010000	10,000.00-	17	101011	17	010000	N	
		** Decrease in SL Allocation **			10,000.00-						
17	101020	TUITION-EXCESSIVE HOURS									
		ESTIMATED REVENUE	17	010000	129,900.00-	17	101020	17	010000	N	
		** Decrease in SL Allocation **			129,900.00-						
17	101021	TUITION-EXCESSIVE HOURS-FALL									
		ESTIMATED REVENUE	17	010000	84,500.00-	17	101021	17	010000	N	
		** Decrease in SL Allocation **			84,500.00-						
17	101025	LABORATORY FEES									
		ESTIMATED REVENUE	17	010000	93,500.00-	17	101025	17	010000	N	
		** Decrease in SL Allocation **			93,500.00-						
17	101061	CENTER FOR YOUNG CHILDREN									
		ESTIMATED REVENUE	17	010000	200,000.00-	17	101061	17	010000	N	
		** Decrease in SL Allocation **			200,000.00-						
17	101065	FARM									
		ESTIMATED REVENUE	17	010000	40,000.00-	17	101065	17	010000	N	
		** Decrease in SL Allocation **			40,000.00-						
17	101087	INTEREST-LOCAL FDS STATE TREASUR									
		ESTIMATED REVENUE	17	010000	100,000.00-	17	101087	17	010000	N	
		** Decrease in SL Allocation **			100,000.00-						
17	119960	GENERAL FUNDS-UNAPPROPRIATED SUR									
		DECREASE UNAPPROPRIATED	17	011996	2,130,661.00-	17	119960	17	011996	Y	
		** Decrease in SL Allocation **			2,130,661.00-						

Printed on a Xerox 9700 Laser Printing System at the Computing Services Center / Texas A&M University

Form: URGB01 (02/05/85)

CC	Account	Transaction Description	--- Offset --- CC	Account	Amount	-------- Actual Entry --------- From ----- CC	Account	----- To ------ CC	Account	Feed	Mand
17	120310	OFFICE OF THE PRESIDENT									
		ESTIMATED EXPENDITURES	17	012000	463,422.00	17	012000	17	120310	N	
		** Increase in SL Allocation **			463,422.00						
17	120314	AVP SPECIAL PROGRAMS									
		ESTIMATED EXPENDITURES	17	012000	72,034.00	17	012000	17	120314	N	
		** Increase in SL Allocation **			72,034.00						
17	120315	OFFICE OF ACADEMIC AFFAIRS									
		ESTIMATED EXPENDITURES	17	012000	344,231.00	17	012000	17	120315	N	
		** Increase in SL Allocation **			344,231.00						
17	120316	ASSOCIATE VP - ACADEMIC AFFAIRS									
		ESTIMATED EXPENDITURES	17	012000	231,112.00	17	012000	17	120316	N	
		** Increase in SL Allocation **			231,112.00						
17	120317	OFFICE OF COMPLIANCE									
		ESTIMATED EXPENDITURES	17	012000	383,586.00	17	012000	17	120317	N	
		** Increase in SL Allocation **			383,586.00						
17	120318	VP-INTRCOLLEGIATE ATHL & CAMPUS									
		ESTIMATED EXPENDITURES	17	012000	98,317.00	17	012000	17	120318	N	
		** Increase in SL Allocation **			98,317.00						
17	120320	VP FINANCE & ADMINISTRATION									
		ESTIMATED EXPENDITURES	17	012000	285,412.00	17	012000	17	120320	N	
		** Increase in SL Allocation **			285,412.00						
17	120322	STRATEGIC SOURCING & GEN. SERVIC									
		ESTIMATED EXPENDITURES	17	012000	331,288.00	17	012000	17	120322	N	
		** Increase in SL Allocation **			331,288.00						
17	120323	PAYROLL SERVICES									
		ESTIMATED EXPENDITURES	17	012000	63,272.00	17	012000	17	120323	N	
		** Increase in SL Allocation **			63,272.00						
17	120324	AVP FINANCE AND COMPTROLLER									
		ESTIMATED EXPENDITURES	17	012000	476,313.00	17	012000	17	120324	N	
		** Increase in SL Allocation **			476,313.00						
17	120325	OFFICE OF PERSONNEL/EEO SERVICES									
		ESTIMATED EXPENDITURES	17	012000	301,004.00	17	012000	17	120325	N	
		** Increase in SL Allocation **			301,004.00						
17	120326	GRANTS & CONTRACTS									
		ESTIMATED EXPENDITURES	17	012000	227,518.00	17	012000	17	120326	N	
		** Increase in SL Allocation **			227,518.00						

Printed on a Xerox 9700 Laser Printing System at the Computing Services Center / Texas A&M University

Form: URGB01 (02/05/85)

CC	Account	Transaction Description	--- Offset --- CC	Account	Amount	-------- Actual Entry --------- ---- From ----- CC	Account	----- To ------ CC	Account	Feed	Mand
17	120327	BUSINESS OFFICE/LOANS & COLLECTI									
		ESTIMATED EXPENDITURES	17	012000	280,435.00	17	012000	17	120327	N	
		** Increase in SL Allocation **			280,435.00						
17	120328	ACCOUNTING/TRAVEL/PROP MGMT									
		ESTIMATED EXPENDITURES	17	012000	274,426.00	17	012000	17	120328	N	
		** Increase in SL Allocation **			274,426.00						
17	120329	BUDGET OFFICE									
		ESTIMATED EXPENDITURES	17	012000	136,218.00	17	012000	17	120329	N	
		** Increase in SL Allocation **			136,218.00						
17	120330	STUDENT FINANCE									
		ESTIMATED EXPENDITURES	17	012000	133,866.00	17	012000	17	120330	N	
		** Increase in SL Allocation **			133,866.00						
17	120414	VETERANS AFFAIRS OFFICE									
		ESTIMATED EXPENDITURES	17	012000	162,493.00	17	012000	17	120414	N	
		** Increase in SL Allocation **			162,493.00						
17	120415	OFFICE OF STUDENT FIN AID SERVIC									
		ESTIMATED EXPENDITURES	17	012000	937,986.00	17	012000	17	120415	N	
		** Increase in SL Allocation **			937,986.00						
17	120416	OFFICE OF AVP-STUDENT SUCCESS									
		ESTIMATED EXPENDITURES	17	012000	679,079.00	17	012000	17	120416	N	
		** Increase in SL Allocation **			679,079.00						
17	120417	JAVELINA ENROLLMENT SERVICES									
		ESTIMATED EXPENDITURES	17	012000	120,872.00	17	012000	17	120417	N	
		** Increase in SL Allocation **			120,872.00						
17	120418	OFFICE OF ENROLLMENT MANAGEMENT									
		ESTIMATED EXPENDITURES	17	012000	475,115.00	17	012000	17	120418	N	
		** Increase in SL Allocation **			475,115.00						
17	120419	VP STUDENT AFFAIRS & ADMIN									
		ESTIMATED EXPENDITURES	17	012000	312,313.00	17	012000	17	120419	N	
		** Increase in SL Allocation **			312,313.00						
17	120425	OFFICE OF REGISTRAR									
		ESTIMATED EXPENDITURES	17	012000	255,387.00	17	012000	17	120425	N	
		** Increase in SL Allocation **			255,387.00						
17	120426	OUTREACH & ENROLLMENT SUPPORT SV									
		ESTIMATED EXPENDITURES	17	012000	542,449.00	17	012000	17	120426	N	
		** Increase in SL Allocation **			542,449.00						

Printed on a Xerox 9700 Laser Printing System at the Computing Services Center / Texas A&M University

Form: URGB01 (02/05/85)

CC	Account	Transaction Description	--- Offset --- CC	Account	Amount	-------- Actual Entry --------- ---- From ----- CC	Account	----- To ------ CC	Account	Feed	Mand
17	120427	OFFICE OF ADMISSIONS									
		ESTIMATED EXPENDITURES	17	012000	369,694.00	17	012000	17	120427	N	
		** Increase in SL Allocation **			369,694.00						
17	121001	SGIP-RETIREES									
		ESTIMATED EXPENDITURES	17	012100	2,000,000.00	17	012100	17	121001	N	
		** Increase in SL Allocation **			2,000,000.00						
17	121014	INSTITUTIONAL RESEARCH & ASSESSM									
		ESTIMATED EXPENDITURES	17	012100	176,215.00	17	012100	17	121014	N	
		** Increase in SL Allocation **			176,215.00						
17	121025	PUBLIC AFFAIRS, PUB AND INFO SER									
		ESTIMATED EXPENDITURES	17	012100	494,910.00	17	012100	17	121025	N	
		** Increase in SL Allocation **			494,910.00						
17	121053	ORP/TRS STATE & UNIV-STUDENT SVC									
		ESTIMATED EXPENDITURES	17	012100	184,000.00	17	012100	17	121053	N	
		** Increase in SL Allocation **			184,000.00						
17	121054	MATCHING SOCIAL SECURITY-SS									
		ESTIMATED EXPENDITURES	17	012100	192,000.00	17	012100	17	121054	N	
		** Increase in SL Allocation **			192,000.00						
17	121055	LONGEVITY-STUDENT SERVICE									
		ESTIMATED EXPENDITURES	17	012100	19,100.00	17	012100	17	121055	N	
		** Increase in SL Allocation **			19,100.00						
17	121056	SGIP-STUDENT SERVICE									
		ESTIMATED EXPENDITURES	17	012100	323,100.00	17	012100	17	121056	N	
		** Increase in SL Allocation **			323,100.00						
17	121057	WCI-STUDENT SERVICE									
		ESTIMATED EXPENDITURES	17	012100	6,200.00	17	012100	17	121057	N	
		** Increase in SL Allocation **			6,200.00						
17	121058	UCI-STUDENT SERVICE									
		ESTIMATED EXPENDITURES	17	012100	7,300.00	17	012100	17	121058	N	
		** Increase in SL Allocation **			7,300.00						
17	121079	UNIVERSITY PUBLICATIONS									
		ESTIMATED EXPENDITURES	17	012100	165,731.00	17	012100	17	121079	N	
		** Increase in SL Allocation **			165,731.00						
17	121891	RESERVE FOR STAFF ADJUSTMENTS									
		ESTIMATED EXPENDITURES	17	012100	44,000.00	17	012100	17	121891	N	
		** Increase in SL Allocation **			44,000.00						

Printed on a Xerox 9700 Laser Printing System at the Computing Services Center / Texas A&M University

Form: URGB01 (02/05/85)

CC	Account	Transaction Description	Offset CC	Offset Account	Amount	Actual Entry From CC	Actual Entry From Account	Actual Entry To CC	Actual Entry To Account	Feed	Mand
17	121987	SALARY SAVINGS-PRESIDENT OFFICE									
		ESTIMATED SALARY SAVINGS	17	012100	78,153.00-	17	121987	17	012100	Y	
		** Decrease in SL Allocation **			78,153.00-						
17	121988	SALARY SAVINGS-VP-ACADEMIC AFFAI									
		ESTIMATED SALARY SAVINGS	17	012100	315,721.00-	17	121988	17	012100	Y	
		** Decrease in SL Allocation **			315,721.00-						
17	121990	SALARY SAVINGS-VP-FINANCE & ADMI									
		ESTIMATED SALARY SAVINGS	17	012100	97,933.00-	17	121990	17	012100	Y	
		** Decrease in SL Allocation **			97,933.00-						
17	121991	SALARY SAVINGS-VP-STUDENT AFFAIR									
		ESTIMATED SALARY SAVINGS	17	012100	82,957.00-	17	121991	17	012000	Y	
		** Decrease in SL Allocation **			82,957.00-						
17	121993	ORP/TRS STATE & UNIV-INSTIT SPT									
		ESTIMATED EXPENDITURES	17	012100	278,000.00	17	012100	17	121993	N	
		** Increase in SL Allocation **			278,000.00						
17	121994	MATCHING SOCIAL SECURITY-IS									
		ESTIMATED EXPENDITURES	17	012100	290,000.00	17	012100	17	121994	N	
		** Increase in SL Allocation **			290,000.00						
17	121995	LONGEVITY-INSTITUTIONAL SUPPORT									
		ESTIMATED EXPENDITURES	17	012100	184,000.00	17	012100	17	121995	N	
		** Increase in SL Allocation **			184,000.00						
17	121996	SGIP-INSTITUTIONAL SUPPORT									
		ESTIMATED EXPENDITURES	17	012100	488,100.00	17	012100	17	121996	N	
		** Increase in SL Allocation **			488,100.00						
17	121997	WCI-INSTITUTIONAL SUPPORT									
		ESTIMATED EXPENDITURES	17	012100	9,300.00	17	012100	17	121997	N	
		** Increase in SL Allocation **			9,300.00						
17	121998	UCI-INSTITUTIONAL SUPPORT									
		ESTIMATED EXPENDITURES	17	012100	11,300.00	17	012100	17	121998	N	
		** Increase in SL Allocation **			11,300.00						
17	121999	SALARY SAVINGS-NON FACULTY									
		ESTIMATED SALARY SAVINGS	17	012100	485,700.00-	17	121999	17	012100	N	
		** Decrease in SL Allocation **			485,700.00-						
17	132100	DEPT. OF AG, AGRIBUS. & ENVIRON									
		ESTIMATED EXPENDITURES	17	013000	686,630.00	17	013000	17	132100	N	
		** Increase in SL Allocation **			686,630.00						

Printed on a Xerox 9700 Laser Printing System at the Computing Services Center / Texas A&M University

Form: URGB01 (02/05/85)

CC	Account	Transaction Description	--- Offset --- CC	Account	Amount	-------- Actual Entry --------- ---- From ----- CC	Account	----- To ------ CC	Account	Feed	Mand
17	132110	DEPT OF ANIMAL, RANGLND, & WILDL									
		ESTIMATED EXPENDITURES	17	013000	801,823.00	17	013000	17	132110	N	
		** Increase in SL Allocation **			801,823.00						
17	132115	DEPARTMENT OF HUMAN SCIENCE									
		ESTIMATED EXPENDITURES	17	013000	225,923.00	17	013000	17	132115	N	
		** Increase in SL Allocation **			225,923.00						
17	132210	DPT OF BIOLOGICAL & HEALTH SCIEN									
		ESTIMATED EXPENDITURES	17	013000	919,030.00	17	013000	17	132210	N	
		** Increase in SL Allocation **			919,030.00						
17	132215	DEPARTMENT OF CHEMISTRY									
		ESTIMATED EXPENDITURES	17	013000	760,739.00	17	013000	17	132215	N	
		** Increase in SL Allocation **			760,739.00						
17	132220	DEPARTMENT OF LANG AND LITERATUR									
		ESTIMATED EXPENDITURES	17	013000	1,051,592.00	17	013000	17	132220	N	
		** Increase in SL Allocation **			1,051,592.00						
17	132235	DEPT OF HIST, POLITICAL SCI, & P									
		ESTIMATED EXPENDITURES	17	013000	1,137,321.00	17	013000	17	132235	N	
		** Increase in SL Allocation **			1,137,321.00						
17	132250	DEPARTMENT OF MATHEMATICS									
		ESTIMATED EXPENDITURES	17	013000	1,093,078.00	17	013000	17	132250	N	
		** Increase in SL Allocation **			1,093,078.00						
17	132255	DEPARTMENT OF MILITARY SCIENCE									
		ESTIMATED EXPENDITURES	17	013000	26,894.00	17	013000	17	132255	N	
		** Increase in SL Allocation **			26,894.00						
17	132260	DEPT CLINICAL HEALTH SCIENCES									
		ESTIMATED EXPENDITURES	17	013000	629,865.00	17	013000	17	132260	N	
		** Increase in SL Allocation **			629,865.00						
17	132265	DEPARTMENT OF MUSIC									
		ESTIMATED EXPENDITURES	17	013000	1,264,429.00	17	013000	17	132265	N	
		** Increase in SL Allocation **			1,264,429.00						
17	132270	DEPARTMENT OF PHYSICS/GEOSCIENCE									
		ESTIMATED EXPENDITURES	17	013000	717,423.00	17	013000	17	132270	N	
		** Increase in SL Allocation **			717,423.00						
17	132275	DEPARTMENT OF PSYCHOLOGY/SOCIOLO									
		ESTIMATED EXPENDITURES	17	013000	1,038,955.00	17	013000	17	132275	N	
		** Increase in SL Allocation **			1,038,955.00						

Printed on a Xerox 9700 Laser Printing System at the Computing Services Center / Texas A&M University

Form: URGB01 (02/05/85)

CC	Account	Transaction Description	--- Offset --- CC	Account	Amount	-------- Actual Entry --------- ---- From ----- CC	Account	----- To ------ CC	Account	Feed	Mand
17	132280	DEPARTMENT OF ART, COMM, & THEAT									
		ESTIMATED EXPENDITURES	17	013000	913,867.00	17	013000	17	132280	N	
		** Increase in SL Allocation **			913,867.00						
17	132305	DEPARTMENT OF INFORMATION SYSTEM									
		ESTIMATED EXPENDITURES	17	013000	117,000.00	17	013000	17	132305	N	
		** Increase in SL Allocation **			117,000.00						
17	132310	DEPARTMENT OF ACCOUNTING & FINAN									
		ESTIMATED EXPENDITURES	17	013000	952,414.00	17	013000	17	132310	N	
		** Increase in SL Allocation **			952,414.00						
17	132315	DEPARTMENT OF MANAGEMENT AND MKT									
		ESTIMATED EXPENDITURES	17	013000	970,637.00	17	013000	17	132315	N	
		** Increase in SL Allocation **			970,637.00						
17	132405	DEPARTMENT OF ELEC ENG AND COMP									
		ESTIMATED EXPENDITURES	17	013000	2,214,772.00	17	013000	17	132405	N	
		** Increase in SL Allocation **			2,214,772.00						
17	132410	DEPARTMENT OF MECH AND IND ENG									
		ESTIMATED EXPENDITURES	17	013000	1,320,349.00	17	013000	17	132410	N	
		** Increase in SL Allocation **			1,320,349.00						
17	132415	DEPARTMENT OF CHEM AND NAT GAS E									
		ESTIMATED EXPENDITURES	17	013000	1,140,193.00	17	013000	17	132415	N	
		** Increase in SL Allocation **			1,140,193.00						
17	132416	DEPT OF ENVIRONMENTAL ENGINEERIN									
		ESTIMATED EXPENDITURES	17	013000	751,422.00	17	013000	17	132416	N	
		** Increase in SL Allocation **			751,422.00						
17	132417	DEPT OF CIVIL & ARCHITECTURAL EN									
		ESTIMATED EXPENDITURES	17	013000	1,120,445.00	17	013000	17	132417	N	
		** Increase in SL Allocation **			1,120,445.00						
17	132420	DEPT. OF INDUSTRIAL MGMT & TECHN									
		ESTIMATED EXPENDITURES	17	013000	372,103.00	17	013000	17	132420	N	
		** Increase in SL Allocation **			372,103.00						
17	132425	WESLACO ENGINEERING INITIATIVE									
		ESTIMATED EXPENDITURES	17	013000	100,009.00	17	013000	17	132425	N	
		** Increase in SL Allocation **			100,009.00						
17	132430	WESLACO ENGINEERING FACULTY									
		ESTIMATED EXPENDITURES	17	013000	64,575.00	17	013000	17	132430	N	
		** Increase in SL Allocation **			64,575.00						

Printed on a Xerox 9700 Laser Printing System at the Computing Services Center / Texas A&M University

Form: URGB01 (02/05/85)

CC	Account	Transaction Description	--- Offset --- CC	Account	Amount	-------- Actual Entry --------- ---- From ----- CC	Account	----- To ------ CC	Account	Feed	Mand
17	132510	DEPT OF TEACHER & BILINGUAL EDUC									
		ESTIMATED EXPENDITURES	17	013000	870,124.00	17	013000	17	132510	N	
		** Increase in SL Allocation **			870,124.00						
17	132511	DEPT OF EDUC LEADERSHIP & COUNSE									
		ESTIMATED EXPENDITURES	17	013000	653,280.00	17	013000	17	132511	N	
		** Increase in SL Allocation **			653,280.00						
17	132520	DEPARTMENT OF HEALTH & KINESIOLO									
		ESTIMATED EXPENDITURES	17	013000	929,082.00	17	013000	17	132520	N	
		** Increase in SL Allocation **			929,082.00						
17	132540	PHYSICAL EDUCATION CENTER									
		ESTIMATED EXPENDITURES	17	013000	47,476.00	17	013000	17	132540	N	
		** Increase in SL Allocation **			47,476.00						
17	132595	CONTINUING EDUCATION PROGRAM									
		ESTIMATED EXPENDITURES	17	013000	36,517.00	17	013000	17	132595	N	
		** Increase in SL Allocation **			36,517.00						
17	132596	DIST LEARN & INTRUC TECHGY SALAR									
		ESTIMATED EXPENDITURES	17	013000	60,175.00	17	013000	17	132596	N	
		** Increase in SL Allocation **			60,175.00						
17	132604	INTERNATIONAL STUDIES & PROGRAMS									
		ESTIMATED EXPENDITURES	17	013000	96,560.00	17	013000	17	132604	N	
		** Increase in SL Allocation **			96,560.00						
17	132605	STUDENT & SCHOLAR SERVICE									
		ESTIMATED EXPENDITURES	17	013000	134,270.00	17	013000	17	132605	N	
		** Increase in SL Allocation **			134,270.00						
17	132606	CIS - PAYROLL									
		ESTIMATED EXPENDITURES	17	013000	317,619.00	17	013000	17	132606	N	
		** Increase in SL Allocation **			317,619.00						
17	132612	DUAL ENROLLMENT PROGRAM									
		ESTIMATED EXPENDITURES	17	013000	141,629.00	17	013000	17	132612	N	
		** Increase in SL Allocation **			141,629.00						
17	132615	UNALLOCATED SUMMER FACULTY SALAR									
		ESTIMATED EXPENDITURES	17	013000	1,802,000.00	17	013000	17	132615	N	
		** Increase in SL Allocation **			1,802,000.00						
17	132650	NEW APPROVED FUNDING									
		ESTIMATED EXPENDITURES	17	013000	164,500.00	17	013000	17	132650	N	
		** Increase in SL Allocation **			164,500.00						

Printed on a Xerox 9700 Laser Printing System at the Computing Services Center / Texas A&M University

Form: URGB01 (02/05/85)

CC	Account	Transaction Description	Offset CC	Offset Account	Amount	Actual Entry From CC	Actual Entry From Account	Actual Entry To CC	Actual Entry To Account	Feed	Mand
17	132961	UNALLOC FAC SAL-CLAG									
		ESTIMATED EXPENDITURES	17	013000	21,000.00	17	013000	17	132961	N	
		ESTIMATED SALARY SAVINGS	17	013000	161,935.00-	17	132961	17	013000	N	
		** Decrease in SL Allocation **			140,935.00-						
17	132962	UNALLOC FAC SAL-CLAS									
		ESTIMATED SALARY SAVINGS	17	013000	375,494.00-	17	132962	17	013000	N	
		ESTIMATED EXPENDITURES	17	013000	1,128,430.00	17	013000	17	132962	N	
		** Increase in SL Allocation **			752,936.00						
17	132963	UNALLOC FAC SAL-CLBA									
		ESTIMATED EXPENDITURES	17	013000	86,140.00	17	013000	17	132963	N	
		ESTIMATED SALARY SAVINGS	17	013000	93,284.00-	17	132963	17	013000	N	
		** Decrease in SL Allocation **			7,144.00-						
17	132964	UNALLOC FAC SAL-CLEN									
		ESTIMATED SALARY SAVINGS	17	013000	304,038.00-	17	132964	17	013000	N	
		ESTIMATED EXPENDITURES	17	013000	305,700.00	17	013000	17	132964	N	
		** Increase in SL Allocation **			1,662.00						
17	132965	UNALLOC FAC SAL-CLED									
		ESTIMATED EXPENDITURES	17	013000	284,700.00	17	013000	17	132965	N	
		ESTIMATED SALARY SAVINGS	17	013000	114,698.00-	17	132965	17	013000	Y	
		** Increase in SL Allocation **			170,002.00						
17	132985	UNALLOC FACULTY SALARIES FOR DEP									
		ESTIMATED EXPENDITURES	17	013000	374,030.00	17	013000	17	132985	N	
		** Increase in SL Allocation **			374,030.00						
17	132993	ORP/TRS STATE & UNIV-INSTRUCTION									
		ESTIMATED EXPENDITURES	17	013000	1,723,200.00	17	013000	17	132993	N	
		** Increase in SL Allocation **			1,723,200.00						
17	132994	MATCHING SOCIAL SECURITY-INSTR									
		ESTIMATED EXPENDITURES	17	013000	1,797,700.00	17	013000	17	132994	N	
		** Increase in SL Allocation **			1,797,700.00						
17	132995	LONGEVITY-INSTRUCTION									
		ESTIMATED EXPENDITURES	17	013000	36,100.00	17	013000	17	132995	N	
		** Increase in SL Allocation **			36,100.00						
17	132996	SGIP-INSTRUCTION									
		ESTIMATED EXPENDITURES	17	013000	3,024,400.00	17	013000	17	132996	N	
		** Increase in SL Allocation **			3,024,400.00						
17	132997	WCI-INSTRUCTION									
		ESTIMATED EXPENDITURES	17	013000	58,100.00	17	013000	17	132997	N	
		** Increase in SL Allocation **			58,100.00						

Printed on a Xerox 9700 Laser Printing System at the Computing Services Center / Texas A&M University

Form: URGB01 (02/05/85)

CC	Account	Transaction Description	Offset CC	Offset Account	Amount	Actual Entry From CC	Actual Entry From Account	Actual Entry To CC	Actual Entry To Account	Feed	Mand
17	132998	UCI-INSTRUCTION									
		ESTIMATED EXPENDITURES	17	013000	68,100.00	17	013000	17	132998	N	
		** Increase in SL Allocation **			68,100.00						
17	132999	FACULTY SALARY SAVINGS									
		ESTIMATED SALARY SAVINGS	17	013000	2,514,300.00-	17	132999	17	013000	N	
		** Decrease in SL Allocation **			2,514,300.00-						
17	137075	COLLEGE OF GRADUATE STUDIES									
		ESTIMATED EXPENDITURES	17	013700	483,041.00	17	013700	17	137075	N	
		** Increase in SL Allocation **			483,041.00						
17	137101	COLLEGE OF AGRI AND HUMAN SCIENC									
		ESTIMATED EXPENDITURES	17	013700	512,751.00	17	013700	17	137101	N	
		** Increase in SL Allocation **			512,751.00						
17	137201	COLLEGE OF ARTS AND SCIENCES									
		ESTIMATED EXPENDITURES	17	013700	915,351.00	17	013700	17	137201	N	
		** Increase in SL Allocation **			915,351.00						
17	137301	COLLEGE OF BUSINESS ADMINISTRATI									
		ESTIMATED EXPENDITURES	17	013700	611,353.00	17	013700	17	137301	N	
		** Increase in SL Allocation **			611,353.00						
17	137401	COLLEGE OF ENGINEERING									
		ESTIMATED EXPENDITURES	17	013700	1,080,426.00	17	013700	17	137401	N	
		** Increase in SL Allocation **			1,080,426.00						
17	137501	COLLEGE OF EDUCATION									
		ESTIMATED EXPENDITURES	17	013700	445,049.00	17	013700	17	137501	N	
		** Increase in SL Allocation **			445,049.00						
17	137601	HONORS COLLEGE									
		ESTIMATED EXPENDITURES	17	013700	197,582.00	17	013700	17	137601	N	
		** Increase in SL Allocation **			197,582.00						
17	137993	ORP/TRS STATE & UNIV-ACADEMIC SP									
		ESTIMATED EXPENDITURES	17	013700	425,000.00	17	013700	17	137993	N	
		** Increase in SL Allocation **			425,000.00						
17	137994	MATCHING SOCIAL SECURITY-AS									
		ESTIMATED EXPENDITURES	17	013700	443,400.00	17	013700	17	137994	N	
		** Increase in SL Allocation **			443,400.00						
17	137995	LONGEVITY-ACADEMIC SUPPORT									
		ESTIMATED EXPENDITURES	17	013700	110,700.00	17	013700	17	137995	N	
		** Increase in SL Allocation **			110,700.00						

Printed on a Xerox 9700 Laser Printing System at the Computing Services Center / Texas A&M University

Form: URGB01 (02/05/85)

CC	Account	Transaction Description	--- Offset --- CC	Account	Amount	-------- Actual Entry --------- ---- From ----- CC	Account	----- To ------ CC	Account	Feed	Mand
17	137996	SGIP-ACADEMIC SUPPORT									
		ESTIMATED EXPENDITURES	17	013700	746,100.00	17	013700	17	137996	N	
		** Increase in SL Allocation **			746,100.00						
17	137997	WCI-ACADEMIC SUPPORT									
		ESTIMATED EXPENDITURES	17	013700	14,300.00	17	013700	17	137997	N	
		** Increase in SL Allocation **			14,300.00						
17	137998	UCI-ACADEMIC SUPPORT									
		ESTIMATED EXPENDITURES	17	013700	16,800.00	17	013700	17	137998	N	
		** Increase in SL Allocation **			16,800.00						
17	140001	CENTER FOR YOUNG CHILDREN									
		ESTIMATED EXPENDITURES	17	014000	285,469.00	17	014000	17	140001	N	
		** Increase in SL Allocation **			285,469.00						
17	140005-00001	FARM-OPERATING									
		ESTIMATED EXPENDITURES	17	014000	74,474.00	17	014000	17	140005-00001	N	
		** Increase in SL Allocation **			74,474.00						
17	141803	RESEARCH & SPONSORED PROGRAMS									
		ESTIMATED EXPENDITURES	17	014100	383,822.00	17	014100	17	141803	N	
		** Increase in SL Allocation **			383,822.00						
17	141993	ORP/TRS STATE & UNIV-RESEARCH									
		ESTIMATED EXPENDITURES	17	014100	105,900.00	17	014100	17	141993	N	
		** Increase in SL Allocation **			105,900.00						
17	141994	MATCHING SOCIAL SECURITY-RESEARC									
		ESTIMATED EXPENDITURES	17	014100	110,500.00	17	014100	17	141994	N	
		** Increase in SL Allocation **			110,500.00						
17	141995	LONGEVITY-RESEARCH									
		ESTIMATED EXPENDITURES	17	014100	58,500.00	17	014100	17	141995	N	
		** Increase in SL Allocation **			58,500.00						
17	141996	SGIP-RESEARCH									
		ESTIMATED EXPENDITURES	17	014100	185,900.00	17	014100	17	141996	N	
		** Increase in SL Allocation **			185,900.00						
17	141997	WCI-RESEARCH									
		ESTIMATED EXPENDITURES	17	014100	3,600.00	17	014100	17	141997	N	
		** Increase in SL Allocation **			3,600.00						
17	141998	UCI-RESEARCH									
		ESTIMATED EXPENDITURES	17	014100	4,200.00	17	014100	17	141998	N	
		** Increase in SL Allocation **			4,200.00						

Printed on a Xerox 9700 Laser Printing System at the Computing Services Center / Texas A&M University

Form: URGB01 (02/05/85)

CC	Account	Transaction Description	Offset CC	Offset Account	Amount	From CC	From Account	To CC	To Account	Feed	Mand
						Actual Entry					
17	145020-00003	MATCH-MD 503004-ANIMAL/BIOL MATE									
		ESTIMATED EXPENDITURES	17	014500	9.00	17	014500	17	145020-00003	N	
		** Increase in SL Allocation **			9.00						
17	145020-00004	MATCH-MD 503004-YR17 ANIMAL/BIOL									
		ESTIMATED EXPENDITURES	17	014500	17,818.00	17	014500	17	145020-00004	N	
		** Increase in SL Allocation **			17,818.00						
17	145044-00006	MATCH-MD 535003-JONES RESEARCH									
		ESTIMATED EXPENDITURES	17	014500	39,866.00	17	014500	17	145044-00006	N	
		** Increase in SL Allocation **			39,866.00						
17	145044-00007	MATCH-MD 535501-LAGMADRE ESTUARY									
		ESTIMATED EXPENDITURES	17	014500	6,497.00	17	014500	17	145044-00007	N	
		** Increase in SL Allocation **			6,497.00						
17	145049-00001	MATCH-MD-507006-NCR DOCTORAL FEL									
		ESTIMATED EXPENDITURES	17	014500	11,298.00	17	014500	17	145049-00001	N	
		** Increase in SL Allocation **			11,298.00						
17	145412-00006	MATCH-MD 537005 2015-16 TITLE IV									
		ESTIMATED EXPENDITURES	17	014500	60,011.00	17	014500	17	145412-00006	N	
		** Increase in SL Allocation **			60,011.00						
17	148101	LIBRARY OPERATIONS									
		ESTIMATED EXPENDITURES	17	014800	297,554.00	17	014800	17	148101	N	
		** Increase in SL Allocation **			297,554.00						
17	150020	OFFICE OF FACILITIES MANAGEMENT									
		ESTIMATED EXPENDITURES	17	015000	175,000.00	17	015000	17	150020	N	
		** Increase in SL Allocation **			175,000.00						
17	151001	UNIVERSITY POLICE									
		ESTIMATED EXPENDITURES	17	015100	982,936.00	17	015100	17	151001	N	
		** Increase in SL Allocation **			982,936.00						
17	154007	CLASSROOM TECHNOLOGY									
		ESTIMATED EXPENDITURES	17	015400	120,000.00	17	015400	17	154007	N	
		** Increase in SL Allocation **			120,000.00						
17	156001	ENGINEERING AND CAMPUS PLANNING									
		ESTIMATED EXPENDITURES	17	015600	362,999.00	17	015600	17	156001	N	
		** Increase in SL Allocation **			362,999.00						
17	157001	CENTRAL RECEIVING AND STOREROOM									
		ESTIMATED EXPENDITURES	17	015700	69,539.00	17	015700	17	157001	N	
		** Increase in SL Allocation **			69,539.00						

Printed on a Xerox 9700 Laser Printing System at the Computing Services Center / Texas A&M University

Form: URGB01 (02/05/85)

CC	Account	Transaction Description	--- Offset --- CC	Account	Amount	-------- Actual Entry --------- ---- From ----- CC	Account	----- To ------ CC	Account	Feed	Mand
17	158001	OFFICE OF RISK & COMPLIANCE									
		ESTIMATED EXPENDITURES	17	015800	289,640.00	17	015800	17	158001	N	
		** Increase in SL Allocation **			289,640.00						
17	158993	ORP/TRS STATE & UNIV-O&M PLANT									
		ESTIMATED EXPENDITURES	17	015890	142,000.00	17	015890	17	158993	N	
		** Increase in SL Allocation **			142,000.00						
17	158994	MATCHING SOCIAL SECURITY-O&M PLA									
		ESTIMATED EXPENDITURES	17	015890	148,100.00	17	015890	17	158994	N	
		** Increase in SL Allocation **			148,100.00						
17	158995	LONGEVITY-O&M PLANT									
		ESTIMATED EXPENDITURES	17	015890	28,000.00	17	015890	17	158995	N	
		** Increase in SL Allocation **			28,000.00						
17	158996	SGIP-O&M PLANT									
		ESTIMATED EXPENDITURES	17	015890	249,200.00	17	015890	17	158996	N	
		** Increase in SL Allocation **			249,200.00						
17	158997	WCI-O&M PLANT									
		ESTIMATED EXPENDITURES	17	015890	4,800.00	17	015890	17	158997	N	
		** Increase in SL Allocation **			4,800.00						
17	158998	UCI-O&M PLANT									
		ESTIMATED EXPENDITURES	17	015890	5,600.00	17	015890	17	158998	N	
		** Increase in SL Allocation **			5,600.00						
17	160001	TUITION REMISSIONS AND EXEMPTION									
		ESTIMATED EXPENDITURES	17	016000	1,005,000.00	17	016000	17	160001	N	
		** Increase in SL Allocation **			1,005,000.00						
17	160002	TUITION REBATE									
		ESTIMATED EXPENDITURES	17	016000	30,000.00	17	016000	17	160002	N	
		** Increase in SL Allocation **			30,000.00						
17	160020	CITRUS CENTER									
		ESTIMATED EXPENDITURES	17	016002	496,654.00	17	016002	17	160020	N	
		** Increase in SL Allocation **			496,654.00						
17	160021-00027	MATCH-VC 571244-TECH SUPPORT									
		ESTIMATED EXPENDITURES	17	016002	1,125.00	17	016002	17	160021-00027	N	
		** Increase in SL Allocation **			1,125.00						
17	160024-00003	MATCH-VC 571241-ALL PLANT-GENE G									
		ESTIMATED EXPENDITURES	17	016002	1,125.00	17	016002	17	160024-00003	N	
		** Increase in SL Allocation **			1,125.00						

Printed on a Xerox 9700 Laser Printing System at the Computing Services Center / Texas A&M University

Form: URGB01 (02/05/85)

CC	Account	Transaction Description	--- Offset --- CC	Account	Amount	-------- Actual Entry --------- ---- From ----- CC	Account	----- To ------ CC	Account	Feed	Mand
17	160024-00005	MATCH-VC - 521009 - WATER..									
		ESTIMATED EXPENDITURES	17	016002	2,249.00	17	016002	17	160024-00005	N	
		** Increase in SL Allocation **			2,249.00						
17	160024-00010	MATCH-VC/TE 502010-BRIDGING STUD									
		ESTIMATED EXPENDITURES	17	016002	16,869.00	17	016002	17	160024-00010	N	
		** Increase in SL Allocation **			16,869.00						
17	160030	JOHN E CONNER MUSEUM									
		ESTIMATED EXPENDITURES	17	016003	70,734.00	17	016003	17	160030	N	
		** Increase in SL Allocation **			70,734.00						
17	160040	INST ENHANC-PROG DEV-STUDNT SUCC									
		ESTIMATED EXPENDITURES	17	016004	155,465.00	17	016004	17	160040	N	
		** Increase in SL Allocation **			155,465.00						
17	160041	INST ENHANCE-PROG DEV-COL OF ED									
		ESTIMATED EXPENDITURES	17	016004	366,331.00	17	016004	17	160041	N	
		** Increase in SL Allocation **			366,331.00						
17	160042	INST ENHANC-PROG DEV-COL OF AG									
		ESTIMATED EXPENDITURES	17	016004	383,344.00	17	016004	17	160042	N	
		** Increase in SL Allocation **			383,344.00						
17	160043-00001	FAC/STAFF SALARIES-INST ENHANC-C									
		ESTIMATED EXPENDITURES	17	016004	1,134,724.00	17	016004	17	160043-00001	N	
		** Increase in SL Allocation **			1,134,724.00						
17	160044	INST ENHANC-PROG DEV-COLL OF BUS									
		ESTIMATED EXPENDITURES	17	016004	204,581.00	17	016004	17	160044	N	
		** Increase in SL Allocation **			204,581.00						
17	160045	INST ENHANC-PROG DEV-CSDO									
		ESTIMATED EXPENDITURES	17	016004	283,829.00	17	016004	17	160045	N	
		** Increase in SL Allocation **			283,829.00						
17	160048	PH.D IN ENVIRONMENTAL ENGINEERIN									
		ESTIMATED EXPENDITURES	17	016004	81,230.00	17	016004	17	160048	N	
		** Increase in SL Allocation **			81,230.00						
17	160060	VET TECH PROGRAM									
		ESTIMATED EXPENDITURES	17	016006	665,184.00	17	016006	17	160060	N	
		** Increase in SL Allocation **			665,184.00						
17	160130	INST ENHANC-EXP ENG EDUCATION									
		ESTIMATED EXPENDITURES	17	016013	607,404.00	17	016013	17	160130	N	
		** Increase in SL Allocation **			607,404.00						

Printed on a Xerox 9700 Laser Printing System at the Computing Services Center / Texas A&M University

Form: URGB01 (02/05/85)

CC	Account	Transaction Description	--- Offset --- CC	Account	Amount	-------- Actual Entry --------- ---- From ----- CC	Account	----- To ------ CC	Account	Feed	Mand
17	160150	WILDLIFE RESEARCH INSTITUTE									
		ESTIMATED EXPENDITURES	17	016015	411,689.00	17	016015	17	160150	N	
		** Increase in SL Allocation **			411,689.00						
17	160153-00001	MATCH-VC 533007-CWD WHITE TAIL D									
		ESTIMATED EXPENDITURES	17	016015	2,006.00	17	016015	17	160153-00001	N	
		** Increase in SL Allocation **			2,006.00						
17	160170	SOUTH TEXAS ARCHIVES									
		ESTIMATED EXPENDITURES	17	016017	78,329.00	17	016017	17	160170	N	
		** Increase in SL Allocation **			78,329.00						
17	160320-00001	TCRF FY18&19 CITRUS CENTER									
		RDF ALLOCATION	17	016030	375,000.00	17	016030	17	160320-00001	N	
		** Increase in SL Allocation **			375,000.00						
17	160321	TCRF FY18&19 LIBRARY RS ACQUISIT									
		RDF ALLOCATION	17	016030	15,000.00	17	016030	17	160321	N	
		** Increase in SL Allocation **			15,000.00						
17	160323-00001	TCRF FY18&19 NEW FACULTY START-U									
		RDF ALLOCATION	17	016030	310,000.00	17	016030	17	160323-00001	N	
		** Increase in SL Allocation **			310,000.00						
17	160324-00001	TCRF FY18&19 INST UNDERGRAD RESE									
		RDF ALLOCATION	17	016030	40,000.00	17	016030	17	160324-00001	N	
		** Increase in SL Allocation **			40,000.00						
17	160325-00001	TCRF FY18&19 OSR OPERATING									
		RDF ALLOCATION	17	016030	75,000.00	17	016030	17	160325-00001	N	
		** Increase in SL Allocation **			75,000.00						
17	160325-00002	TCRF FY18&19 OSR MATCH									
		RDF ALLOCATION	17	016030	94,585.00	17	016030	17	160325-00002	N	
		** Increase in SL Allocation **			94,585.00						
17	160326-00001	TCRF FY18&19 UNIV.RESEARCH AWARD									
		RDF ALLOCATION	17	016030	200,000.00	17	016030	17	160326-00001	N	
		** Increase in SL Allocation **			200,000.00						
17	160350	KING RANCH INSTITUTE FOR RANCH M									
		ESTIMATED EXPENDITURES	17	016035	280,500.00	17	016035	17	160350	N	
		** Increase in SL Allocation **			280,500.00						
17	160975	HEF-SERVER REFRESH									
		ESTIMATED EXPENDITURES	17	016090	280,000.00	17	016090	17	160975	N	
		** Increase in SL Allocation **			280,000.00						

Printed on a Xerox 9700 Laser Printing System at the Computing Services Center / Texas A&M University

Form: URGB01 (02/05/85)

CC	Account	Transaction Description	Offset CC	Offset Account	Amount	Actual Entry From CC	Actual Entry From Account	Actual Entry To CC	Actual Entry To Account	Feed	Mand
17	160976	HEF-PHONE REFRESH									
		ESTIMATED EXPENDITURES	17	016090	250,000.00	17	016090	17	160976	N	
		** Increase in SL Allocation **			250,000.00						
17	160977	HEF-LIBRARY-OPER/SUBSCRIPTIONS									
		ESTIMATED EXPENDITURES	17	016090	1,050,000.00	17	016090	17	160977	N	
		** Increase in SL Allocation **			1,050,000.00						
17	160978	HEF-COMPUTER REFRESH									
		ESTIMATED EXPENDITURES	17	016090	350,000.00	17	016090	17	160978	N	
		** Increase in SL Allocation **			350,000.00						
17	160979	HEF-NETWORK REFRESH									
		ESTIMATED EXPENDITURES	17	016090	250,000.00	17	016090	17	160979	N	
		** Increase in SL Allocation **			250,000.00						
17	160985	HEF-CLASSROOM REFRESH									
		ESTIMATED EXPENDITURES	17	016090	325,000.00	17	016090	17	160985	N	
		** Increase in SL Allocation **			325,000.00						
17	199960	E&G LUMP SUM VAC SERVICE DEPT									
		ESTIMATED EXPENDITURES	17	019996	200,000.00	17	019996	17	199960	N	
		** Increase in SL Allocation **			200,000.00						
17	216100-00001	USF FALL-RESIDENT-UNDERGRAD									
		ESTIMATED REVENUE	17	021610	5,222,750.00-	17	216100-00001	17	021610	N	
		** Decrease in SL Allocation **			5,222,750.00-						
17	216100-00002	USF FALL-RESIDENT-GRAD									
		ESTIMATED REVENUE	17	021610	340,700.00-	17	216100-00002	17	021610	N	
		** Decrease in SL Allocation **			340,700.00-						
17	216101-00001	USF FALL-NONRESIDENT-UNDERGRAD									
		ESTIMATED REVENUE	17	021610	362,325.00-	17	216101-00001	17	021610	N	
		** Decrease in SL Allocation **			362,325.00-						
17	216101-00002	USF FALL-NONRESIDENT-GRAD									
		ESTIMATED REVENUE	17	021610	405,550.00-	17	216101-00002	17	021610	N	
		** Decrease in SL Allocation **			405,550.00-						
17	216102-00001	USF SPR/SUMM-RESIDENT-UNDERGRAD									
		ESTIMATED REVENUE	17	021610	5,965,000.00-	17	216102-00001	17	021610	N	
		** Decrease in SL Allocation **			5,965,000.00-						
17	216102-00002	USF SPR/SUMM-RESIDENT-GRAD									
		ESTIMATED REVENUE	17	021610	416,000.00-	17	216102-00002	17	021610	N	
		** Decrease in SL Allocation **			416,000.00-						

Printed on a Xerox 9700 Laser Printing System at the Computing Services Center / Texas A&M University

Form: URGB01 (02/05/85)

CC	Account	Transaction Description	--- Offset --- CC	Account	Amount	-------- Actual Entry --------- ---- From ----- CC	Account	----- To ------ CC	Account	Feed	Mand
17	216103-00001	USF SPR/SUMM-NONRESIDENT-UNDERGR									
		ESTIMATED REVENUE	17	021610	463,200.00-	17	216103-00001	17	021610	N	
		** Decrease in SL Allocation **			463,200.00-						
17	216103-00002	USF SPR/SUMM-NONRESIDENT-GRAD									
		ESTIMATED REVENUE	17	021610	422,200.00-	17	216103-00002	17	021610	N	
		** Decrease in SL Allocation **			422,200.00-						
17	216109	USF UNAPPROPRIATED									
		DECREASE UNAPPROPRIATED	17	021610	2,032,161.00-	17	216109	17	021610	Y	
		** Decrease in SL Allocation **			2,032,161.00-						
17	216200	USF ACADEMIC ADVISING OPERATING									
		ESTIMATED EXPENDITURES	17	021620	499,206.00	17	021620	17	216200	N	
		** Increase in SL Allocation **			499,206.00						
17	216205	USF ID CARD OPERATING									
		ESTIMATED EXPENDITURES	17	021620	293,973.00	17	021620	17	216205	N	
		** Increase in SL Allocation **			293,973.00						
17	216210	USF INTERNTNL ED SCHOLARSHIP									
		ESTIMATED EXPENDITURES	17	021620	48,700.00	17	021620	17	216210	N	
		** Increase in SL Allocation **			48,700.00						
17	216215	USF REGISTRAR OPERATING									
		ESTIMATED EXPENDITURES	17	021620	211,326.00	17	021620	17	216215	N	
		** Increase in SL Allocation **			211,326.00						
17	216220	USF ITECH OPERATING									
		ESTIMATED EXPENDITURES	17	021620	2,189,896.00	17	021620	17	216220	N	
		** Increase in SL Allocation **			2,189,896.00						
17	216221	USF ITECH MAINT. CONTRACT RENEWA									
		ESTIMATED EXPENDITURES	17	021620	367,931.00	17	021620	17	216221	N	
		** Increase in SL Allocation **			367,931.00						
17	216222	USF DISTANCE LEARNING									
		ESTIMATED EXPENDITURES	17	021620	811,680.00	17	021620	17	216222	N	
		** Increase in SL Allocation **			811,680.00						
17	216223	DLIT AUDIO/VISUAL									
		ESTIMATED EXPENDITURES	17	021620	80,000.00	17	021620	17	216223	N	
		** Increase in SL Allocation **			80,000.00						
17	216230	USF LIBRARY OPERATIONS									
		ESTIMATED EXPENDITURES	17	021620	1,738,159.00	17	021620	17	216230	N	
		** Increase in SL Allocation **			1,738,159.00						

Printed on a Xerox 9700 Laser Printing System at the Computing Services Center / Texas A&M University

Form: URGB01 (02/05/85)

CC	Account	Transaction Description	--- Offset --- CC	Account	Amount	-------- Actual Entry --------- ---- From ----- CC	Account	----- To ------ CC	Account	Feed	Mand
17	216240	USF SUSTAINABILITY OPERATIONS									
		ESTIMATED EXPENDITURES	17	021620	106,659.00	17	021620	17	216240	N	
		** Increase in SL Allocation **			106,659.00						
17	216245	USF TRANSPORTATION & SAFETY OPER									
		ESTIMATED EXPENDITURES	17	021620	322,200.00	17	021620	17	216245	N	
		** Increase in SL Allocation **			322,200.00						
17	216250	USF GRADUATION OPERATING									
		ESTIMATED EXPENDITURES	17	021620	49,500.00	17	021620	17	216250	N	
		** Increase in SL Allocation **			49,500.00						
17	216252	USF SPECIAL PROJECTS									
		ESTIMATED EXPENDITURES	17	021620	10,000.00	17	021620	17	216252	N	
		** Increase in SL Allocation **			10,000.00						
17	216255-00001	USF CLAS ENHANCEMENT									
		ESTIMATED EXPENDITURES	17	021620	423,011.00	17	021620	17	216255-00001	N	
		** Increase in SL Allocation **			423,011.00						
17	216256-00001	USF CLAG ENHANCEMENT-CLAG									
		ESTIMATED EXPENDITURES	17	021620	75,182.00	17	021620	17	216256-00001	N	
		** Increase in SL Allocation **			75,182.00						
17	216257	USF CLBA ENHANCEMENT									
		ESTIMATED EXPENDITURES	17	021620	107,523.00	17	021620	17	216257	N	
		** Increase in SL Allocation **			107,523.00						
17	216258	USF CLED ENHANCEMENT									
		ESTIMATED EXPENDITURES	17	021620	19,813.00	17	021620	17	216258	N	
		** Increase in SL Allocation **			19,813.00						
17	216259-00001	USF CLEN ENHANCEMENT-CLEN									
		ESTIMATED EXPENDITURES	17	021620	98,998.00	17	021620	17	216259-00001	N	
		** Increase in SL Allocation **			98,998.00						
17	216260	USF AVPS ENHANCEMENT									
		ESTIMATED EXPENDITURES	17	021620	5,500.00	17	021620	17	216260	N	
		** Increase in SL Allocation **			5,500.00						
17	216266	USF WESLACO ENGINEERING SCHOLARS									
		ESTIMATED EXPENDITURES	17	021620	40,000.00	17	021620	17	216266	N	
		** Increase in SL Allocation **			40,000.00						
17	216270	USF MITC									
		ESTIMATED EXPENDITURES	17	021620	100,000.00	17	021620	17	216270	N	
		** Increase in SL Allocation **			100,000.00						

Printed on a Xerox 9700 Laser Printing System at the Computing Services Center / Texas A&M University

Form: URGB01 (02/05/85)

CC	Account	Transaction Description	--- Offset --- CC	Account	Amount	-------- Actual Entry --------- ---- From ----- CC	Account	----- To ------ CC	Account	Feed	Mand
17	216280	USF ENTERPRISE INFORMATION SYSTE									
		ESTIMATED EXPENDITURES	17	021620	200,000.00	17	021620	17	216280	N	
		** Increase in SL Allocation **			200,000.00						
17	216281	USF SSC CONTRACT ALLOCATION									
		ESTIMATED EXPENDITURES	17	021620	3,875,278.00	17	021620	17	216281	N	
		** Increase in SL Allocation **			3,875,278.00						
17	216282	USF UTILITIES									
		ESTIMATED EXPENDITURES	17	021620	2,251,600.00	17	021620	17	216282	N	
		** Increase in SL Allocation **			2,251,600.00						
17	216290	USF-SAGO ASSESSMENT									
		ESTIMATED EXPENDITURES	17	021620	823,634.00	17	021620	17	216290	N	
		** Increase in SL Allocation **			823,634.00						
17	216298	USF SALARY SAVINGS									
		ESTIMATED SALARY SAVINGS	17	021620	253,433.00-	17	216298	17	021620	N	
		** Decrease in SL Allocation **			253,433.00-						
17	216400	CLBA-DISTANCE LEARNING FEE REV									
		ESTIMATED REVENUE	17	021640	311,500.00-	17	216400	17	021640	N	
		** Decrease in SL Allocation **			311,500.00-						
17	216405	CLBA-DISTANCE LEARNING FEE OPER									
		ESTIMATED EXPENDITURES	17	021640	240,000.00	17	021640	17	216405	N	
		** Increase in SL Allocation **			240,000.00						
17	216409	CLBA-DISTANCE LEARNING UNAPPROP									
		INCR UNAPPROPRIATED	17	021640	51,500.00	17	021640	17	216409	Y	
		** Increase in SL Allocation **			51,500.00						
17	216550	GROUP HOSPITAL FEE									
		ESTIMATED REVENUE	17	021655	581,300.00-	17	216550	17	021655	N	
		** Decrease in SL Allocation **			581,300.00-						
17	216551	FALL-GROUP HOSPITAL FEE									
		ESTIMATED REVENUE	17	021655	399,300.00-	17	216551	17	021655	N	
		** Decrease in SL Allocation **			399,300.00-						
17	216554	WOMEN'S ENRICHMENT									
		ESTIMATED EXPENDITURES	17	021655	6,000.00	17	021655	17	216554	N	
		** Increase in SL Allocation **			6,000.00						
17	216555	HEALTH SERVICES AND WELLNESS									
		ESTIMATED EXPENDITURES	17	021655	770,716.00	17	021655	17	216555	N	
		** Increase in SL Allocation **			770,716.00						

Printed on a Xerox 9700 Laser Printing System at the Computing Services Center / Texas A&M University

Form: URGB01 (02/05/85)

CC	Account	Transaction Description	Offset CC	Offset Account	Amount	Actual Entry From CC	Actual Entry From Account	Actual Entry To CC	Actual Entry To Account	Feed	Mand
17	216556	HEALTH SERVICES AND WELLNESS-SAL									
		ESTIMATED EXPENDITURES	17	021655	20,000.00	17	021655	17	216556	N	
		ESTIMATED REVENUE	17	021655	20,000.00-	17	216556	17	021655	N	
		** Decrease in SL Allocation **			0.00						
17	216558	SALARY SAVINGS-GROUP HOSPITAL FE									
		ESTIMATED SALARY SAVINGS	17	021655	39,314.00-	17	216558	17	021655	N	
		** Decrease in SL Allocation **			39,314.00-						
17	216559	GROUP HOSPITAL FEE-UNAPPROPRIATE									
		INCREASE UNAPPROPRIATED	17	021655	173,198.00	17	021655	17	216559	Y	
		** Increase in SL Allocation **			173,198.00						
17	216600	APPLIED MUSIC FEE - REV (LOCAL)									
		ESTIMATED REVENUE	17	021660	35,400.00-	17	216600	17	021660	N	
		** Decrease in SL Allocation **			35,400.00-						
17	216601	APPLIED MUSIC FEE-FALL REV (LOCA									
		ESTIMATED REVENUE	17	021660	25,700.00-	17	216601	17	021660	N	
		** Decrease in SL Allocation **			25,700.00-						
17	216605	APPLIED MUSIC FEE-OPERATING									
		ESTIMATED EXPENDITURES	17	021660	41,550.00	17	021660	17	216605	N	
		** Increase in SL Allocation **			41,550.00						
17	216609	APPLIED MUSIC FEE-UNAPPROPRIATED									
		INCREASE UNAPPROPRIATED	17	021660	16,650.00	17	021660	17	216609	Y	
		** Increase in SL Allocation **			16,650.00						
17	216750	STUDENT CENTER COMPLEX FEE-REVEN									
		ESTIMATED REVENUE	17	021675	842,400.00-	17	216750	17	021675	N	
		** Decrease in SL Allocation **			842,400.00-						
17	216751	FALL-STUDENT CENTER COMPLEX FEE									
		ESTIMATED REVENUE	17	021675	561,700.00-	17	216751	17	021675	N	
		** Decrease in SL Allocation **			561,700.00-						
17	216759	STUDENT CENTER COMPLEX FEE-UNAPP									
		INCREASE UNAPPROPRIATED	17	021675	419,881.00	17	021675	17	216759	Y	
		** Increase in SL Allocation **			419,881.00						
17	216800	APPLICATION FEE UNDERGRAD-REV									
		ESTIMATED REVENUE	17	021680	93,500.00-	17	216800	17	021680	N	
		** Decrease in SL Allocation **			93,500.00-						
17	216801	INTERNATIONAL APPL-UNDERGRAD-REV									
		ESTIMATED REVENUE	17	021680	16,500.00-	17	216801	17	021680	N	
		** Decrease in SL Allocation **			16,500.00-						

Printed on a Xerox 9700 Laser Printing System at the Computing Services Center / Texas A&M University

Form: URGB01 (02/05/85)

CC	Account	Transaction Description	--- Offset --- CC	Account	Amount	-------- Actual Entry --------- ---- From ----- CC	Account	----- To ------ CC	Account	Feed	Mand
17	216805	ADMISSIONS OPERATING									
		ESTIMATED EXPENDITURES	17	021680	81,864.00	17	021680	17	216805	N	
		** Increase in SL Allocation **			81,864.00						
17	216809	APPLIC FEE-UNDERGRAD-UNAPPROPR									
		INCREASE UNAPPROPRIATED	17	021680	21,136.00	17	021680	17	216809	Y	
		** Increase in SL Allocation **			21,136.00						
17	216850	APPLICATION FEE GRAD-REV									
		ESTIMATED REVENUE	17	021685	31,900.00-	17	216850	17	021685	N	
		** Decrease in SL Allocation **			31,900.00-						
17	216851	INTERNATIONAL APPL-GRAD-REV									
		ESTIMATED REVENUE	17	021685	89,100.00-	17	216851	17	021685	N	
		** Decrease in SL Allocation **			89,100.00-						
17	216855	GRADUATE ADMISSIONS									
		ESTIMATED EXPENDITURES	17	021685	133,577.00	17	021685	17	216855	N	
		** Increase in SL Allocation **			133,577.00						
17	216856	STUDENT & SCHOLAR SERVICE SUPPOR									
		ESTIMATED EXPENDITURES	17	021685	3,000.00	17	021685	17	216856	N	
		** Increase in SL Allocation **			3,000.00						
17	216859	APPLICATION FEE-GRAD-UNAPPROPRIA									
		DECREASE UNAPPROPRIATED	17	021685	16,577.00-	17	216859	17	021685	Y	
		** Decrease in SL Allocation **			16,577.00-						
17	218000	DESIG TUITION-RES UNDERGR-SPR/SU									
		ESTIMATED REVENUE	17	021800	8,273,100.00-	17	218000	17	021800	N	
		** Decrease in SL Allocation **			8,273,100.00-						
17	218001	DESIG TUITION-RES UNDERGR-FALL									
		ESTIMATED REVENUE	17	021800	7,732,200.00-	17	218001	17	021800	N	
		** Decrease in SL Allocation **			7,732,200.00-						
17	218003	PROVOST - OPERATIONS									
		ESTIMATED EXPENDITURES	17	021800	11,365.00	17	021800	17	218003	N	
		** Increase in SL Allocation **			11,365.00						
17	218004	GREENHOUSE LEASE									
		ESTIMATED EXPENDITURES	17	021800	7,200.00	17	021800	17	218004	N	
		** Increase in SL Allocation **			7,200.00						
17	218005	ENROLLMENT MANAGEMENT-CROFT									
		ESTIMATED EXPENDITURES	17	021800	105,457.00	17	021800	17	218005	N	
		** Increase in SL Allocation **			105,457.00						

Printed on a Xerox 9700 Laser Printing System at the Computing Services Center / Texas A&M University

Form: URGB01 (02/05/85)

CC	Account	Transaction Description	--- Offset --- CC	Account	Amount	-------- Actual Entry --------- ---- From ----- CC	Account	----- To ------ CC	Account	Feed	Mand
17	218006	CALL CENTER									
		ESTIMATED EXPENDITURES	17	021800	199,018.00	17	021800	17	218006	N	
		** Increase in SL Allocation **			199,018.00						
17	218007	OFFICE OF ENROLLMENT MANAGEMENT									
		ESTIMATED EXPENDITURES	17	021800	168,170.00	17	021800	17	218007	N	
		** Increase in SL Allocation **			168,170.00						
17	218008-00001	DESIG TUIT-SPR/SUM NONRES UG									
		ESTIMATED REVENUE	17	021800	446,400.00-	17	218008-00001	17	021800	N	
		** Decrease in SL Allocation **			446,400.00-						
17	218008-00002	DESIG TUIT-SPR/SUM NONRES GRAD									
		ESTIMATED REVENUE	17	021800	827,300.00-	17	218008-00002	17	021800	N	
		** Decrease in SL Allocation **			827,300.00-						
17	218009-00001	DESIG TUIT-FALL NONRESIDENT UG									
		ESTIMATED REVENUE	17	021800	383,600.00-	17	218009-00001	17	021800	N	
		** Decrease in SL Allocation **			383,600.00-						
17	218009-00002	DESIG TUIT-FALL NONRESIDENT GRAD									
		ESTIMATED REVENUE	17	021800	921,400.00-	17	218009-00002	17	021800	N	
		** Decrease in SL Allocation **			921,400.00-						
17	218010	CIS - TELECOM									
		ESTIMATED EXPENDITURES	17	021800	32,534.00	17	021800	17	218010	N	
		** Increase in SL Allocation **			32,534.00						
17	218022	ALUMNI OFFICE									
		ESTIMATED EXPENDITURES	17	021800	15,056.00	17	021800	17	218022	N	
		** Increase in SL Allocation **			15,056.00						
17	218024	TRANSCULTURATION PROJECT TRAVEL									
		ESTIMATED EXPENDITURES	17	021800	13,677.00	17	021800	17	218024	N	
		** Increase in SL Allocation **			13,677.00						
17	218028	MAIL SERVICES									
		ESTIMATED EXPENDITURES	17	021800	88,609.00	17	021800	17	218028	N	
		ESTIMATED REVENUE	17	021800	22,000.00-	17	218028	17	021800	N	
		** Increase in SL Allocation **			66,609.00						
17	218030	PRESIDENTIAL SERVICES									
		ESTIMATED EXPENDITURES	17	021800	382,928.00	17	021800	17	218030	N	
		** Increase in SL Allocation **			382,928.00						
17	218032	SIX SIGMA									
		ESTIMATED EXPENDITURES	17	021800	20,000.00	17	021800	17	218032	N	
		** Increase in SL Allocation **			20,000.00						

Printed on a Xerox 9700 Laser Printing System at the Computing Services Center / Texas A&M University

CC	Account	Transaction Description	Offset CC	Offset Account	Amount	Actual Entry From CC	Actual Entry From Account	Actual Entry To CC	Actual Entry To Account	Feed	Mand
17	218033	HAZARDOUS WASTE MANAGEMENT									
		ESTIMATED EXPENDITURES	17	021800	80,000.00	17	021800	17	218033	N	
		** Increase in SL Allocation **			80,000.00						
17	218036	DESIG TUITION-RES-GRAD-SPR/SUMM									
		ESTIMATED REVENUE	17	021800	1,112,800.00-	17	218036	17	021800	N	
		** Decrease in SL Allocation **			1,112,800.00-						
17	218037	DESIG TUITION-RES-GRAD-FALL									
		ESTIMATED REVENUE	17	021800	738,400.00-	17	218037	17	021800	N	
		** Decrease in SL Allocation **			738,400.00-						
17	218040	WRITING CENTER									
		ESTIMATED EXPENDITURES	17	021800	162,493.00	17	021800	17	218040	N	
		** Increase in SL Allocation **			162,493.00						
17	218043	TRB ADMINISTRATIVE EXPENSE									
		ESTIMATED EXPENDITURES	17	021800	10,000.00	17	021800	17	218043	N	
		** Increase in SL Allocation **			10,000.00						
17	218047	FY13 ACADEMIC AFFAIRS SUPPORT AC									
		ESTIMATED EXPENDITURES	17	021800	56,310.00	17	021800	17	218047	N	
		** Increase in SL Allocation **			56,310.00						
17	218048	FY13 GROWTH FUND									
		ESTIMATED EXPENDITURES	17	021800	8,480.00	17	021800	17	218048	N	
		** Increase in SL Allocation **			8,480.00						
17	218055	FACULTY/STAFF RECRUITMENT									
		ESTIMATED EXPENDITURES	17	021800	119,500.00	17	021800	17	218055	N	
		** Increase in SL Allocation **			119,500.00						
17	218062	TRANSFER SCHOLARSHIPS									
		ESTIMATED EXPENDITURES	17	021800	150,000.00	17	021800	17	218062	N	
		** Increase in SL Allocation **			150,000.00						
17	218063	RECRUITMENT SCHOLARSHIPS									
		ESTIMATED EXPENDITURES	17	021800	25,000.00	17	021800	17	218063	N	
		** Increase in SL Allocation **			25,000.00						
17	218064	STUDENT INTERNS									
		ESTIMATED EXPENDITURES	17	021800	150,000.00	17	021800	17	218064	N	
		** Increase in SL Allocation **			150,000.00						
17	218065	JAVELINA GOLDS									
		ESTIMATED EXPENDITURES	17	021800	100,000.00	17	021800	17	218065	N	
		** Increase in SL Allocation **			100,000.00						

Form: URGB01 (02/05/85)
Printed on a Xerox 9700 Laser Printing System at the Computing Services Center / Texas A&M University

Form: URGB01 (02/05/85)

CC	Account	Transaction Description	--- Offset --- CC	Account	Amount	-------- Actual Entry --------- ---- From ----- CC	Account	----- To ------ CC	Account	Feed	Mand
17	218066	ACADEMIC EXCELLENCE									
		ESTIMATED EXPENDITURES	17	021800	100,000.00	17	021800	17	218066	N	
		** Increase in SL Allocation **			100,000.00						
17	218068	PRESIDENTIAL SCHOLARSHIPS									
		ESTIMATED EXPENDITURES	17	021800	1,422,935.00	17	021800	17	218068	N	
		** Increase in SL Allocation **			1,422,935.00						
17	218071	MARKETING CAMPAIGN									
		ESTIMATED EXPENDITURES	17	021800	1,004,722.00	17	021800	17	218071	N	
		** Increase in SL Allocation **			1,004,722.00						
17	218074	MATCH-STARS SCHOLARSHIP PROGRAM									
		ESTIMATED EXPENDITURES	17	021800	37,500.00	17	021800	17	218074	N	
		** Increase in SL Allocation **			37,500.00						
17	218076	MUSIC SCHOLARSHIPS									
		ESTIMATED EXPENDITURES	17	021800	53,483.00	17	021800	17	218076	N	
		** Increase in SL Allocation **			53,483.00						
17	218077	CHORALE									
		ESTIMATED EXPENDITURES	17	021800	13,000.00	17	021800	17	218077	N	
		** Increase in SL Allocation **			13,000.00						
17	218079	QEP - FIELD TRIPS TRAVEL									
		ESTIMATED EXPENDITURES	17	021800	11,627.00	17	021800	17	218079	N	
		** Increase in SL Allocation **			11,627.00						
17	218080	STUDENT ENGAGEMENT BUDGETS									
		ESTIMATED EXPENDITURES	17	021800	85,650.00	17	021800	17	218080	N	
		** Increase in SL Allocation **			85,650.00						
17	218081	INTERNATIONAL GRAD. ADM-RECRUITE									
		ESTIMATED EXPENDITURES	17	021800	77,000.00	17	021800	17	218081	N	
		** Increase in SL Allocation **			77,000.00						
17	218083	LASERFICHE SHARED SERVICES									
		ESTIMATED EXPENDITURES	17	021800	125,433.00	17	021800	17	218083	N	
		** Increase in SL Allocation **			125,433.00						
17	218090	DESIGNATED TUITION-UNAPPROPRIATE									
		INCR UNAPPROPRIATED	17	021800	1,802,801.00	17	021800	17	218090	Y	
		** Increase in SL Allocation **			1,802,801.00						
17	218095	RESERVE FOR REVENUE DEFICIT									
		ESTIMATED EXPENDITURES	17	021800	100,000.00	17	021800	17	218095	N	
		** Increase in SL Allocation **			100,000.00						

Printed on a Xerox 9700 Laser Printing System at the Computing Services Center / Texas A&M University

Form: URGB01 (02/05/85)

CC	Account	Transaction Description	--- Offset --- CC	Account	Amount	-------- Actual Entry --------- ---- From ----- CC	Account	----- To ------ CC	Account	Feed	Mand
17	218097	DEFERRED COMPENSATION AWARD									
		ESTIMATED EXPENDITURES	17	021800	51,000.00	17	021800	17	218097	N	
		** Increase in SL Allocation **			51,000.00						
17	218099	SALARY SAVINGS-DESIGNATED TUITIO									
		ESTIMATED SALARY SAVINGS	17	021800	38,702.00-	17	218099	17	021800	N	
		** Decrease in SL Allocation **			38,702.00-						
17	218400	DES TUITION RES UNDERGR SET ASID									
		ESTIMATED EXPENDITURES	17	021840	1,415,100.00	17	021840	17	218400	N	
		** Increase in SL Allocation **			1,415,100.00						
17	218405	DES TUITION RES GRAD SET ASIDES									
		ESTIMATED EXPENDITURES	17	021840	157,200.00	17	021840	17	218405	N	
		** Increase in SL Allocation **			157,200.00						
17	219000	RESIDENT PUBLIC EDUCATION GRANT									
		ESTIMATED EXPENDITURES	17	021900	1,293,900.00	17	021900	17	219000	N	
		** Increase in SL Allocation **			1,293,900.00						
17	219005	NON-RESIDENT PUBLIC EDUCATION GR									
		ESTIMATED EXPENDITURES	17	021900	259,500.00	17	021900	17	219005	N	
		** Increase in SL Allocation **			259,500.00						
17	220310	OFFICE OF THE PRESIDENT									
		ESTIMATED EXPENDITURES	17	022000	45,303.00	17	022000	17	220310	N	
		** Increase in SL Allocation **			45,303.00						
17	220315	OFFICE OF ACADEMIC AFFAIRS									
		ESTIMATED EXPENDITURES	17	022000	27,412.00	17	022000	17	220315	N	
		** Increase in SL Allocation **			27,412.00						
17	220316	ASSOCIATE VP - ACADEMIC AFFAIRS									
		ESTIMATED EXPENDITURES	17	022000	9,606.00	17	022000	17	220316	N	
		** Increase in SL Allocation **			9,606.00						
17	220317	OFFICE OF COMPLIANCE									
		ESTIMATED EXPENDITURES	17	022000	34,975.00	17	022000	17	220317	N	
		** Increase in SL Allocation **			34,975.00						
17	220319	INST PLANNING/ASSESSMENT-OPERATI									
		ESTIMATED EXPENDITURES	17	022000	19,607.00	17	022000	17	220319	N	
		** Increase in SL Allocation **			19,607.00						
17	220320	VP FINANCE & ADMINISTRATION									
		ESTIMATED EXPENDITURES	17	022000	35,856.00	17	022000	17	220320	N	
		** Increase in SL Allocation **			35,856.00						

Printed on a Xerox 9700 Laser Printing System at the Computing Services Center / Texas A&M University

Form: URGB01 (02/05/85)

CC	Account	Transaction Description	--- Offset --- CC	Account	Amount	-------- Actual Entry --------- ---- From ----- CC	Account	----- To ------ CC	Account	Feed	Mand
17	220322	STRATEGIC SOURCING & GEN. SERVIC									
		ESTIMATED EXPENDITURES	17	022000	30,083.00	17	022000	17	220322	N	
		** Increase in SL Allocation **			30,083.00						
17	220323	PAYROLL SERVICES									
		ESTIMATED EXPENDITURES	17	022000	103,611.00	17	022000	17	220323	N	
		** Increase in SL Allocation **			103,611.00						
17	220324	AVP FINANCE AND COMPTROLLER									
		ESTIMATED EXPENDITURES	17	022000	36,338.00	17	022000	17	220324	N	
		** Increase in SL Allocation **			36,338.00						
17	220325	OFFICE OF PERSONNEL/EEO SERVICES									
		ESTIMATED EXPENDITURES	17	022000	54,257.00	17	022000	17	220325	N	
		** Increase in SL Allocation **			54,257.00						
17	220326	GRANTS & CONTRACTS									
		ESTIMATED EXPENDITURES	17	022000	8,563.00	17	022000	17	220326	N	
		** Increase in SL Allocation **			8,563.00						
17	220327	BUSINESS OFFICE/LOANS & COLLECTI									
		ESTIMATED EXPENDITURES	17	022000	14,624.00	17	022000	17	220327	N	
		** Increase in SL Allocation **			14,624.00						
17	220328	ACCOUNTING/TRAVEL/PROP MGMT									
		ESTIMATED EXPENDITURES	17	022000	25,269.00	17	022000	17	220328	N	
		** Increase in SL Allocation **			25,269.00						
17	220329	BUDGET OFFICE									
		ESTIMATED EXPENDITURES	17	022000	7,447.00	17	022000	17	220329	N	
		** Increase in SL Allocation **			7,447.00						
17	220415	OFFICE OF STUDENT FIN AID SERVIC									
		ESTIMATED EXPENDITURES	17	022000	66,873.00	17	022000	17	220415	N	
		** Increase in SL Allocation **			66,873.00						
17	220416	OFFICE OF AVP-STUDENT SUCCESS									
		ESTIMATED EXPENDITURES	17	022000	214,980.00	17	022000	17	220416	N	
		** Increase in SL Allocation **			214,980.00						
17	220425	OFFICE OF REGISTRAR									
		ESTIMATED EXPENDITURES	17	022000	2,750.00	17	022000	17	220425	N	
		** Increase in SL Allocation **			2,750.00						
17	220426	OUTREACH & ENROLLMENT SUPPORT SV									
		ESTIMATED EXPENDITURES	17	022000	103,455.00	17	022000	17	220426	N	
		** Increase in SL Allocation **			103,455.00						

Printed on a Xerox 9700 Laser Printing System at the Computing Services Center / Texas A&M University

Form: URGB01 (02/05/85)

CC	Account	Transaction Description	--- Offset --- CC	Account	Amount	-------- Actual Entry --------- ---- From ----- CC	Account	----- To ------ CC	Account	Feed	Mand
17	220427	JAVELINA PREVIEW DAYS									
		ESTIMATED EXPENDITURES	17	022000	70,000.00	17	022000	17	220427	N	
		** Increase in SL Allocation **			70,000.00						
17	220428	JAVELINA EXPRESS									
		ESTIMATED EXPENDITURES	17	022000	11,584.00	17	022000	17	220428	N	
		** Increase in SL Allocation **			11,584.00						
17	220429	VALLEY VISITOR CENTER									
		ESTIMATED EXPENDITURES	17	022000	11,293.00	17	022000	17	220429	N	
		** Increase in SL Allocation **			11,293.00						
17	221014	INSTITUTIONAL RESEARCH & ASSESSM									
		ESTIMATED EXPENDITURES	17	022100	23,547.00	17	022100	17	221014	N	
		** Increase in SL Allocation **			23,547.00						
17	221017	TEXAN BILLING									
		ESTIMATED EXPENDITURES	17	022100	30,000.00	17	022100	17	221017	N	
		** Increase in SL Allocation **			30,000.00						
17	221018	INSTIT. SUPPORT CONT & MAINT-FIS									
		ESTIMATED EXPENDITURES	17	022100	179,220.00	17	022100	17	221018	N	
		** Increase in SL Allocation **			179,220.00						
17	221019	ADA ACCOMMODATION									
		ESTIMATED EXPENDITURES	17	022100	13,000.00	17	022100	17	221019	N	
		** Increase in SL Allocation **			13,000.00						
17	221023	OFFICE OF DEVELOPMENT									
		ESTIMATED EXPENDITURES	17	022100	1,102,948.00	17	022100	17	221023	N	
		** Increase in SL Allocation **			1,102,948.00						
17	221025	PUBLIC AFFAIRS, PUB AND INFO SER									
		ESTIMATED EXPENDITURES	17	022100	237,220.00	17	022100	17	221025	N	
		** Increase in SL Allocation **			237,220.00						
17	221027	UNIVERSITY MAGAZINE-JAVELINA TOD									
		ESTIMATED EXPENDITURES	17	022100	120,000.00	17	022100	17	221027	N	
		** Increase in SL Allocation **			120,000.00						
17	221035	COMMENCEMENT									
		ESTIMATED EXPENDITURES	17	022100	476.00	17	022100	17	221035	N	
		** Increase in SL Allocation **			476.00						
17	221042	TRAVEL & OUTREACH SA/AS/HS AREAS									
		ESTIMATED EXPENDITURES	17	022100	68,000.00	17	022100	17	221042	N	
		** Increase in SL Allocation **			68,000.00						

Printed on a Xerox 9700 Laser Printing System at the Computing Services Center / Texas A&M University

Form: URGB01 (02/05/85)

CC	Account	Transaction Description	--- Offset --- CC	Account	Amount	-------- Actual Entry --------- ---- From ----- CC	Account	----- To ------ CC	Account	Feed	Mand
17	221043	PARENT CAMPAIGN									
		ESTIMATED EXPENDITURES	17	022100	30,000.00	17	022100	17	221043	N	
		** Increase in SL Allocation **			30,000.00						
17	221045	INSTITUTIONAL MEMBERSHIPS									
		ESTIMATED EXPENDITURES	17	022100	60,000.00	17	022100	17	221045	N	
		** Increase in SL Allocation **			60,000.00						
17	221060-00001	CLAS-GRADUATE ASSISTANTS									
		ESTIMATED EXPENDITURES	17	022100	293,000.00	17	022100	17	221060-00001	N	
		** Increase in SL Allocation **			293,000.00						
17	221060-00002	CLAG-GRADUATE ASSISTANTS									
		ESTIMATED EXPENDITURES	17	022100	132,000.00	17	022100	17	221060-00002	N	
		** Increase in SL Allocation **			132,000.00						
17	221060-00003	CLBA-GRADUATE ASSISTANTS									
		ESTIMATED EXPENDITURES	17	022100	30,000.00	17	022100	17	221060-00003	N	
		** Increase in SL Allocation **			30,000.00						
17	221060-00004	CLED-GRADUATE ASSISTANTS									
		ESTIMATED EXPENDITURES	17	022100	212,000.00	17	022100	17	221060-00004	N	
		** Increase in SL Allocation **			212,000.00						
17	221060-00005	CLEN-GRADUATE ASSISTANTS									
		ESTIMATED EXPENDITURES	17	022100	310,000.00	17	022100	17	221060-00005	N	
		** Increase in SL Allocation **			310,000.00						
17	221060-00006	GRST-GRADUATE ASSISTANTS									
		ESTIMATED EXPENDITURES	17	022100	21,000.00	17	022100	17	221060-00006	N	
		** Increase in SL Allocation **			21,000.00						
17	221061	GRADUATE SCHOLARSHIPS-NEW GRAD S									
		ESTIMATED EXPENDITURES	17	022100	205,000.00	17	022100	17	221061	N	
		** Increase in SL Allocation **			205,000.00						
17	221062-00001	CLAS-GRADUATE SCHOLARSHIPS									
		ESTIMATED EXPENDITURES	17	022100	17,000.00	17	022100	17	221062-00001	N	
		** Increase in SL Allocation **			17,000.00						
17	221062-00003	CLBA-GRADUATE SCHOLARSHIPS									
		ESTIMATED EXPENDITURES	17	022100	10,000.00	17	022100	17	221062-00003	N	
		** Increase in SL Allocation **			10,000.00						
17	221062-00004	CLED-GRADUATE SCHOLARSHIPS									
		ESTIMATED EXPENDITURES	17	022100	30,000.00	17	022100	17	221062-00004	N	
		** Increase in SL Allocation **			30,000.00						

Printed on a Xerox 9700 Laser Printing System at the Computing Services Center / Texas A&M University

Form: URGB01 (02/05/85)

CC	Account	Transaction Description	--- Offset --- CC	Account	Amount	-------- Actual Entry --------- ---- From ----- CC	Account	----- To ------ CC	Account	Feed	Mand
17	221062-00005	CLEN-GRADUATE SCHOLARSHIPS									
		ESTIMATED EXPENDITURES	17	022100	35,000.00	17	022100	17	221062-00005	N	
		** Increase in SL Allocation **			35,000.00						
17	221066	EAGLE FORD RESEARCH CENTER									
		ESTIMATED EXPENDITURES	17	022100	195,528.00	17	022100	17	221066	N	
		** Increase in SL Allocation **			195,528.00						
17	221067-00002	DOCTORAL PROGRAM SUPPORT-SESE									
		ESTIMATED EXPENDITURES	17	022100	250,000.00	17	022100	17	221067-00002	N	
		** Increase in SL Allocation **			250,000.00						
17	221067-00003	DOCTORAL PROGRAM SUPPORT-CLEN									
		ESTIMATED EXPENDITURES	17	022100	120,000.00	17	022100	17	221067-00003	N	
		** Increase in SL Allocation **			120,000.00						
17	221076	UNIVERSITY PUBLICATIONS-EM									
		ESTIMATED EXPENDITURES	17	022100	34,000.00	17	022100	17	221076	N	
		** Increase in SL Allocation **			34,000.00						
17	221077	UNIVERSITY PUBLICATIONS-AA									
		ESTIMATED EXPENDITURES	17	022100	3,000.00	17	022100	17	221077	N	
		** Increase in SL Allocation **			3,000.00						
17	221078	FACULTY SENATE									
		ESTIMATED EXPENDITURES	17	022100	2,313.00	17	022100	17	221078	N	
		** Increase in SL Allocation **			2,313.00						
17	221079	UNIVERSITY PUBLICATIONS									
		ESTIMATED EXPENDITURES	17	022100	42,942.00	17	022100	17	221079	N	
		** Increase in SL Allocation **			42,942.00						
17	221080	CREDIT CARD FEES									
		ESTIMATED EXPENDITURES	17	022100	45,970.00	17	022100	17	221080	N	
		** Increase in SL Allocation **			45,970.00						
17	221085	PREMONT ALLIANCE									
		ESTIMATED EXPENDITURES	17	022100	100,000.00	17	022100	17	221085	N	
		** Increase in SL Allocation **			100,000.00						
17	221088	SACS ACCREDITATION									
		ESTIMATED EXPENDITURES	17	022100	5,988.00	17	022100	17	221088	N	
		** Increase in SL Allocation **			5,988.00						
17	221089	ACCREDITATION SUPPORT									
		ESTIMATED EXPENDITURES	17	022100	75,000.00	17	022100	17	221089	N	
		** Increase in SL Allocation **			75,000.00						

Printed on a Xerox 9700 Laser Printing System at the Computing Services Center / Texas A&M University

Form: URGB01 (02/05/85)

CC	Account	Transaction Description	--- Offset --- CC	Account	Amount	-------- Actual Entry --------- ---- From ----- CC	Account	----- To ------ CC	Account	Feed	Mand
17	221090	STAFF COUNCIL									
		ESTIMATED EXPENDITURES	17	022100	3,741.00	17	022100	17	221090	N	
		** Increase in SL Allocation **			3,741.00						
17	221099	ARTS & SCIENCES TRAVEL/PROF DEVE									
		ESTIMATED EXPENDITURES	17	022100	21,351.00	17	022100	17	221099	N	
		** Increase in SL Allocation **			21,351.00						
17	221200	QUALITY ENHANCEMENT PLAN									
		ESTIMATED EXPENDITURES	17	022100	35,280.00	17	022100	17	221200	N	
		** Increase in SL Allocation **			35,280.00						
17	232100	DEPT. OF AG, AGRIBUS. & ENVIRON									
		ESTIMATED EXPENDITURES	17	023200	31,678.00	17	023200	17	232100	N	
		** Increase in SL Allocation **			31,678.00						
17	232110	DEPT OF ANIMAL, RANGLND, & WILDL									
		ESTIMATED EXPENDITURES	17	023200	33,945.00	17	023200	17	232110	N	
		** Increase in SL Allocation **			33,945.00						
17	232115	DEPARTMENT OF HUMAN SCIENCE									
		ESTIMATED EXPENDITURES	17	023200	18,971.00	17	023200	17	232115	N	
		** Increase in SL Allocation **			18,971.00						
17	232120	VET TECH PROGRAM									
		ESTIMATED EXPENDITURES	17	023200	120,000.00	17	023200	17	232120	N	
		** Increase in SL Allocation **			120,000.00						
17	232205	DEPARTMENT OF ART									
		ESTIMATED EXPENDITURES	17	023200	35,628.00	17	023200	17	232205	N	
		** Increase in SL Allocation **			35,628.00						
17	232210	DPT OF BIOLOGICAL & HEALTH SCIEN									
		ESTIMATED EXPENDITURES	17	023200	59,452.00	17	023200	17	232210	N	
		** Increase in SL Allocation **			59,452.00						
17	232215	DEPARTMENT OF CHEMISTRY									
		ESTIMATED EXPENDITURES	17	023200	101,948.00	17	023200	17	232215	N	
		** Increase in SL Allocation **			101,948.00						
17	232220	DEPARTMENT OF LANG AND LITERATUR									
		ESTIMATED EXPENDITURES	17	023200	29,993.00	17	023200	17	232220	N	
		** Increase in SL Allocation **			29,993.00						
17	232230	DEPARTMENT OF POLITICAL SCIENCE									
		ESTIMATED EXPENDITURES	17	023200	9,532.00	17	023200	17	232230	N	
		** Increase in SL Allocation **			9,532.00						

Printed on a Xerox 9700 Laser Printing System at the Computing Services Center / Texas A&M University

Form: URGB01 (02/05/85)

CC	Account	Transaction Description	--- Offset --- CC	Account	Amount	-------- Actual Entry --------- ---- From ----- CC	Account	----- To ------ CC	Account	Feed	Mand
17	232235	DEPT OF HIST, POLITICAL SCI, & P									
		ESTIMATED EXPENDITURES	17	023200	11,173.00	17	023200	17	232235	N	
		** Increase in SL Allocation **			11,173.00						
17	232250	DEPARTMENT OF MATHEMATICS									
		ESTIMATED EXPENDITURES	17	023200	25,316.00	17	023200	17	232250	N	
		** Increase in SL Allocation **			25,316.00						
17	232255	DEPARTMENT OF MILITARY SCIENCE									
		ESTIMATED EXPENDITURES	17	023200	20,759.00	17	023200	17	232255	N	
		** Increase in SL Allocation **			20,759.00						
17	232260	DEPT CLINICAL HEALTH SCIENCES									
		ESTIMATED EXPENDITURES	17	023200	9,820.00	17	023200	17	232260	N	
		** Increase in SL Allocation **			9,820.00						
17	232261	DEPT CLHS-COMM SCIENCES & DISORD									
		ESTIMATED EXPENDITURES	17	023200	19,640.00	17	023200	17	232261	N	
		** Increase in SL Allocation **			19,640.00						
17	232262	DEPT CLHS-SOCIAL WORK									
		ESTIMATED EXPENDITURES	17	023200	9,820.00	17	023200	17	232262	N	
		** Increase in SL Allocation **			9,820.00						
17	232265	DEPARTMENT OF MUSIC									
		ESTIMATED EXPENDITURES	17	023200	27,910.00	17	023200	17	232265	N	
		** Increase in SL Allocation **			27,910.00						
17	232270	DEPARTMENT OF PHYSICS/GEOSCIENCE									
		ESTIMATED EXPENDITURES	17	023200	68,731.00	17	023200	17	232270	N	
		** Increase in SL Allocation **			68,731.00						
17	232275	DEPARTMENT OF PSYCHOLOGY/SOCIOLO									
		ESTIMATED EXPENDITURES	17	023200	20,143.00	17	023200	17	232275	N	
		** Increase in SL Allocation **			20,143.00						
17	232280	DEPARTMENT OF ART, COMM, & THEAT									
		ESTIMATED EXPENDITURES	17	023200	46,617.00	17	023200	17	232280	N	
		** Increase in SL Allocation **			46,617.00						
17	232285	JONES AUDITORIUM									
		ESTIMATED EXPENDITURES	17	023200	9,471.00	17	023200	17	232285	N	
		** Increase in SL Allocation **			9,471.00						
17	232305	DEPARTMENT OF INFORMATION SYSTEM									
		ESTIMATED EXPENDITURES	17	023200	25,947.00	17	023200	17	232305	N	
		** Increase in SL Allocation **			25,947.00						

Printed on a Xerox 9700 Laser Printing System at the Computing Services Center / Texas A&M University

Form: URGB01 (02/05/85)

CC	Account	Transaction Description	--- Offset --- CC	Account	Amount	-------- Actual Entry --------- ---- From ----- CC	Account	----- To ------ CC	Account	Feed	Mand
17	232310	DEPARTMENT OF ACCOUNTING & FINAN									
		ESTIMATED EXPENDITURES	17	023200	5,391.00	17	023200	17	232310	N	
		** Increase in SL Allocation **			5,391.00						
17	232315	DEPARTMENT OF MANAGEMENT AND MKT									
		ESTIMATED EXPENDITURES	17	023200	15,677.00	17	023200	17	232315	N	
		** Increase in SL Allocation **			15,677.00						
17	232405	DEPARTMENT OF ELEC ENG AND COMP									
		ESTIMATED EXPENDITURES	17	023200	25,345.00	17	023200	17	232405	N	
		** Increase in SL Allocation **			25,345.00						
17	232410	DEPARTMENT OF MECH AND IND ENG									
		ESTIMATED EXPENDITURES	17	023200	17,903.00	17	023200	17	232410	N	
		** Increase in SL Allocation **			17,903.00						
17	232415	DEPARTMENT OF CHEM AND NAT GAS E									
		ESTIMATED EXPENDITURES	17	023200	13,985.00	17	023200	17	232415	N	
		** Increase in SL Allocation **			13,985.00						
17	232416	DEPT OF ENVIRONMENTAL ENGINEERIN									
		ESTIMATED EXPENDITURES	17	023200	18,932.00	17	023200	17	232416	N	
		** Increase in SL Allocation **			18,932.00						
17	232417	DEPT OF CIVIL & ARCHITECTURAL EN									
		ESTIMATED EXPENDITURES	17	023200	15,362.00	17	023200	17	232417	N	
		** Increase in SL Allocation **			15,362.00						
17	232420	DEPT. OF INDUSTRIAL MGMT & TECHN									
		ESTIMATED EXPENDITURES	17	023200	10,850.00	17	023200	17	232420	N	
		** Increase in SL Allocation **			10,850.00						
17	232425	WESLACO ENGINEERING INITIATIVE									
		ESTIMATED EXPENDITURES	17	023200	67,963.00	17	023200	17	232425	N	
		** Increase in SL Allocation **			67,963.00						
17	232510	DEPT OF TEACHER & BILINGUAL EDUC									
		ESTIMATED EXPENDITURES	17	023200	54,883.00	17	023200	17	232510	N	
		** Increase in SL Allocation **			54,883.00						
17	232511	DEPT OF EDUC LEADERSHIP & COUNSE									
		ESTIMATED EXPENDITURES	17	023200	40,511.00	17	023200	17	232511	N	
		** Increase in SL Allocation **			40,511.00						
17	232520	DEPARTMENT OF HEALTH & KINESIOLO									
		ESTIMATED EXPENDITURES	17	023200	22,720.00	17	023200	17	232520	N	
		** Increase in SL Allocation **			22,720.00						

Printed on a Xerox 9700 Laser Printing System at the Computing Services Center / Texas A&M University

Form: URGB01 (02/05/85)

CC	Account	Transaction Description	--- Offset --- CC	Account	Amount	-------- Actual Entry --------- ---- From ----- CC	Account	----- To ------ CC	Account	Feed	Mand
17	232540	PHYSICAL EDUCATION CENTER									
		ESTIMATED EXPENDITURES	17	023200	47,919.00	17	023200	17	232540	N	
		** Increase in SL Allocation **			47,919.00						
17	232595	CONTINUING EDUCATION PROGRAM									
		ESTIMATED EXPENDITURES	17	023200	59,979.00	17	023200	17	232595	N	
		** Increase in SL Allocation **			59,979.00						
17	232601	BAAS COORDINATOR									
		ESTIMATED EXPENDITURES	17	023200	1,204.00	17	023200	17	232601	N	
		** Increase in SL Allocation **			1,204.00						
17	232604	INT'L STUDIES & PROGRAM OPERATIN									
		ESTIMATED EXPENDITURES	17	023200	11,944.00	17	023200	17	232604	N	
		** Increase in SL Allocation **			11,944.00						
17	232605	STUDENT & SCHOLAR SERVICE OPERAT									
		ESTIMATED EXPENDITURES	17	023200	21,073.00	17	023200	17	232605	N	
		** Increase in SL Allocation **			21,073.00						
17	232612	DUAL ENROLLMENT PROGRAM									
		ESTIMATED EXPENDITURES	17	023200	163,748.00	17	023200	17	232612	N	
		** Increase in SL Allocation **			163,748.00						
17	232616	CTR FOR TEACHING EFFECTIVENESS									
		ESTIMATED EXPENDITURES	17	023200	7,109.00	17	023200	17	232616	N	
		** Increase in SL Allocation **			7,109.00						
17	232618	PATHWAYS ACADEMIC ASSISTANCE CEN									
		ESTIMATED EXPENDITURES	17	023200	85,398.00	17	023200	17	232618	N	
		** Increase in SL Allocation **			85,398.00						
17	232620	UNIVERSITY ASSESSMENTS									
		ESTIMATED EXPENDITURES	17	023200	18,942.00	17	023200	17	232620	N	
		** Increase in SL Allocation **			18,942.00						
17	232750	AMERICAN DEMOCRACY									
		ESTIMATED EXPENDITURES	17	023200	707.00	17	023200	17	232750	N	
		** Increase in SL Allocation **			707.00						
17	232770	FAC INVESTMENT PROG-NON DIST LEA									
		ESTIMATED EXPENDITURES	17	023200	6,907.00	17	023200	17	232770	N	
		** Increase in SL Allocation **			6,907.00						
17	232800	LAB FEES									
		ESTIMATED EXPENDITURES	17	023200	80,000.00	17	023200	17	232800	N	
		** Increase in SL Allocation **			80,000.00						

Printed on a Xerox 9700 Laser Printing System at the Computing Services Center / Texas A&M University

Form: URGB01 (02/05/85)

CC	Account	Transaction Description	--- Offset --- CC	Account	Amount	-------- Actual Entry --------- ---- From ----- CC	Account	----- To ------ CC	Account	Feed	Mand
17	237075	COLLEGE OF GRADUATE STUDIES									
		ESTIMATED EXPENDITURES	17	023700	19,999.00	17	023700	17	237075	N	
		** Increase in SL Allocation **			19,999.00						
17	237101	COLLEGE OF AGRI AND HUMAN SCIENC									
		ESTIMATED EXPENDITURES	17	023700	30,998.00	17	023700	17	237101	N	
		** Increase in SL Allocation **			30,998.00						
17	237201	COLLEGE OF ARTS AND SCIENCES									
		ESTIMATED EXPENDITURES	17	023700	32,385.00	17	023700	17	237201	N	
		** Increase in SL Allocation **			32,385.00						
17	237301	COLLEGE OF BUSINESS ADMINISTRATI									
		ESTIMATED EXPENDITURES	17	023700	30,585.00	17	023700	17	237301	N	
		** Increase in SL Allocation **			30,585.00						
17	237401	COLLEGE OF ENGINEERING									
		ESTIMATED EXPENDITURES	17	023700	10,117.00	17	023700	17	237401	N	
		** Increase in SL Allocation **			10,117.00						
17	237501	COLLEGE OF EDUCATION									
		ESTIMATED EXPENDITURES	17	023700	33,750.00	17	023700	17	237501	N	
		** Increase in SL Allocation **			33,750.00						
17	237601	HONORS COLLEGE									
		ESTIMATED EXPENDITURES	17	023700	154,155.00	17	023700	17	237601	N	
		** Increase in SL Allocation **			154,155.00						
17	240001	CENTER FOR YOUNG CHILDREN									
		ESTIMATED EXPENDITURES	17	024000	62,337.00	17	024000	17	240001	N	
		** Increase in SL Allocation **			62,337.00						
17	240005-00001	FARM-OPERATING									
		ESTIMATED EXPENDITURES	17	024000	90,004.00	17	024000	17	240005-00001	N	
		** Increase in SL Allocation **			90,004.00						
17	240005-00003	FARM-SCHUSTER									
		ESTIMATED EXPENDITURES	17	024000	4,735.00	17	024000	17	240005-00003	N	
		** Increase in SL Allocation **			4,735.00						
17	240005-00004	FARM-STANKO									
		ESTIMATED EXPENDITURES	17	024000	4,736.00	17	024000	17	240005-00004	N	
		** Increase in SL Allocation **			4,736.00						
17	240005-00005	FARM-ANORUO									
		ESTIMATED EXPENDITURES	17	024000	4,841.00	17	024000	17	240005-00005	N	
		** Increase in SL Allocation **			4,841.00						

Printed on a Xerox 9700 Laser Printing System at the Computing Services Center / Texas A&M University

Form: URGB01 (02/05/85)

CC	Account	Transaction Description	--- Offset --- CC	Account	Amount	-------- Actual Entry --------- ---- From ----- CC	Account	----- To ------ CC	Account	Feed	Mand
17	240005-00006	FARM-RUPPERT									
		ESTIMATED EXPENDITURES	17	024000	4,735.00	17	024000	17	240005-00006	N	
		** Increase in SL Allocation **			4,735.00						
17	240005-00007	FARM-GARCIA									
		ESTIMATED EXPENDITURES	17	024000	4,735.00	17	024000	17	240005-00007	N	
		** Increase in SL Allocation **			4,735.00						
17	240005-00008	FARM-BEEF UNIT									
		ESTIMATED EXPENDITURES	17	024000	11,687.00	17	024000	17	240005-00008	N	
		** Increase in SL Allocation **			11,687.00						
17	240005-00009	FARM-SWINE UNIT									
		ESTIMATED EXPENDITURES	17	024000	32,011.00	17	024000	17	240005-00009	N	
		** Increase in SL Allocation **			32,011.00						
17	240005-00010	FARM-GOAT UNIT									
		ESTIMATED EXPENDITURES	17	024000	10,915.00	17	024000	17	240005-00010	N	
		** Increase in SL Allocation **			10,915.00						
17	241803	RESEARCH & SPONSORED PROGRAMS									
		ESTIMATED EXPENDITURES	17	024100	13,781.00	17	024100	17	241803	N	
		** Increase in SL Allocation **			13,781.00						
17	248103	CIS - TTVN									
		ESTIMATED EXPENDITURES	17	024800	139,957.00	17	024800	17	248103	N	
		** Increase in SL Allocation **			139,957.00						
17	250020	OFFICE OF FACILITIES MANAGEMENT									
		ESTIMATED EXPENDITURES	17	025000	12,662.00	17	025000	17	250020	N	
		** Increase in SL Allocation **			12,662.00						
17	250025	INSURANCE									
		ESTIMATED EXPENDITURES	17	025000	112,370.00	17	025000	17	250025	N	
		** Increase in SL Allocation **			112,370.00						
17	251001	UNIVERSITY POLICE									
		ESTIMATED EXPENDITURES	17	025100	12,399.00	17	025100	17	251001	N	
		** Increase in SL Allocation **			12,399.00						
17	255001	UTILITIES									
		ESTIMATED EXPENDITURES	17	025500	100,000.00	17	025500	17	255001	N	
		** Increase in SL Allocation **			100,000.00						
17	256001	ENGINEERING AND CAMPUS PLANNING									
		ESTIMATED EXPENDITURES	17	025600	58,911.00	17	025600	17	256001	N	
		** Increase in SL Allocation **			58,911.00						

Printed on a Xerox 9700 Laser Printing System at the Computing Services Center / Texas A&M University

Form: URGB01 (02/05/85)

CC	Account	Transaction Description	--- Offset --- CC	Account	Amount	-------- Actual Entry --------- ---- From ----- CC	Account	----- To ------ CC	Account	Feed	Mand
17	257001	CENTRAL RECEIVING AND STOREROOM									
		ESTIMATED EXPENDITURES	17	025700	10,803.00	17	025700	17	257001	N	
		** Increase in SL Allocation **			10,803.00						
17	258001	OFFICE OF RISK & COMPLIANCE									
		ESTIMATED EXPENDITURES	17	025800	6,375.00	17	025800	17	258001	N	
		** Increase in SL Allocation **			6,375.00						
17	258002	CAMPUS WIDE SHREDDING									
		ESTIMATED EXPENDITURES	17	025800	4,000.00	17	025800	17	258002	N	
		** Increase in SL Allocation **			4,000.00						
17	260001	FEE REMISSIONS AND EXEMPTIONS									
		ESTIMATED EXPENDITURES	17	026000	2,278,450.00	17	026000	17	260001	N	
		** Increase in SL Allocation **			2,278,450.00						
17	260041	INST ENHANC-PROG DEV-COL OF ED									
		ESTIMATED EXPENDITURES	17	026004	17,315.00	17	026004	17	260041	N	
		** Increase in SL Allocation **			17,315.00						
17	260042	INST ENHANC-PROG DEV-COL OF AG									
		ESTIMATED EXPENDITURES	17	026004	54,644.00	17	026004	17	260042	N	
		** Increase in SL Allocation **			54,644.00						
17	260043-00001	FAC/STAFF SALARIES-INST ENHANC-C									
		ESTIMATED EXPENDITURES	17	026004	15,675.00	17	026004	17	260043-00001	N	
		** Increase in SL Allocation **			15,675.00						
17	260043-00002	LANG/LITERATURE-INST ENHANC-CLAS									
		ESTIMATED EXPENDITURES	17	026004	2,841.00	17	026004	17	260043-00002	N	
		** Increase in SL Allocation **			2,841.00						
17	260043-00003	COMM/THEATRE ARTS-INST ENHANC-CL									
		ESTIMATED EXPENDITURES	17	026004	663.00	17	026004	17	260043-00003	N	
		** Increase in SL Allocation **			663.00						
17	260043-00004	SOC/PSYCH-INST ENHANC-CLAS									
		ESTIMATED EXPENDITURES	17	026004	5,730.00	17	026004	17	260043-00004	N	
		** Increase in SL Allocation **			5,730.00						
17	260043-00005	BSW-INST ENHANC-CLAS									
		ESTIMATED EXPENDITURES	17	026004	4,499.00	17	026004	17	260043-00005	N	
		** Increase in SL Allocation **			4,499.00						
17	260044	INST ENHANC-PROG DEV-COL OF BUS									
		ESTIMATED EXPENDITURES	17	026004	8,051.00	17	026004	17	260044	N	
		** Increase in SL Allocation **			8,051.00						

Printed on a Xerox 9700 Laser Printing System at the Computing Services Center / Texas A&M University

Form: URGB01 (02/05/85)

CC	Account	Transaction Description	--- Offset --- CC	Account	Amount	-------- Actual Entry --------- ---- From ----- CC	Account	----- To ------ CC	Account	Feed	Mand
17	260045	INST ENHANC-PROG DEV-CSDO									
		ESTIMATED EXPENDITURES	17	026004	7,288.00	17	026004	17	260045	N	
		** Increase in SL Allocation **			7,288.00						
17	260130-00001	INST ENHANC-EXP ENG EDUC.-CLEN									
		ESTIMATED EXPENDITURES	17	026013	182,108.00	17	026013	17	260130-00001	N	
		** Increase in SL Allocation **			182,108.00						
17	260192	INSTITUTIONAL ENHANCEMENT-CPDT									
		ESTIMATED EXPENDITURES	17	026019	131,541.00	17	026019	17	260192	N	
		** Increase in SL Allocation **			131,541.00						
17	280000	INDIRECT COST REVENUE									
		ESTIMATED REVENUE	17	028000	900,000.00-	17	280000	17	028000	N	
		** Decrease in SL Allocation **			900,000.00-						
17	280999	INDIRECT COST UNAPPROPRIATED									
		ESTIMATED EXPENDITURES	17	028000	284,600.00	17	028000	17	280999	N	
		** Increase in SL Allocation **			284,600.00						
17	281000	SAGO ASSESSMENT									
		ESTIMATED EXPENDITURES	17	028000	500,000.00	17	028000	17	281000	N	
		** Increase in SL Allocation **			500,000.00						
17	303510	STUDENT SERVICE FEE									
		ESTIMATED REVENUE	17	030351	2,077,600.00-	17	303510	17	030351	N	
		** Decrease in SL Allocation **			2,077,600.00-						
17	303511	STUDENT SERVICE FEE-FALL									
		ESTIMATED REVENUE	17	030351	1,608,900.00-	17	303511	17	030351	N	
		** Decrease in SL Allocation **			1,608,900.00-						
17	306001	FEE REMISSIONS AND EXEMPTIONS									
		ESTIMATED EXPENDITURES	17	030600	514,600.00	17	030600	17	306001	N	
		** Increase in SL Allocation **			514,600.00						
17	310020	TAMUK BAND									
		ESTIMATED EXPENDITURES	17	031002	136,000.00	17	031002	17	310020	N	
		** Increase in SL Allocation **			136,000.00						
17	310025	TAMUK BAND UNIFORMS									
		ESTIMATED EXPENDITURES	17	031002	24,000.00	17	031002	17	310025	N	
		** Increase in SL Allocation **			24,000.00						
17	310110	RODEO TEAM									
		ESTIMATED EXPENDITURES	17	031011	48,000.00	17	031011	17	310110	N	
		** Increase in SL Allocation **			48,000.00						

Printed on a Xerox 9700 Laser Printing System at the Computing Services Center / Texas A&M University

Form: URGB01 (02/05/85)

CC	Account	Transaction Description	--- Offset --- CC	Account	Amount	-------- Actual Entry --------- ---- From ----- CC	Account	----- To ------ CC	Account	Feed	Mand
17	310112	MEAT JUDGING TEAM									
		ESTIMATED EXPENDITURES	17	031011	8,000.00	17	031011	17	310112	N	
		** Increase in SL Allocation **			8,000.00						
17	310600	COUNSELING CENTER									
		ESTIMATED EXPENDITURES	17	031060	411,954.00	17	031060	17	310600	N	
		** Increase in SL Allocation **			411,954.00						
17	310610	OFFICE OF THE DEAN OF STUDENTS									
		ESTIMATED EXPENDITURES	17	031061	373,338.00	17	031061	17	310610	N	
		** Increase in SL Allocation **			373,338.00						
17	310611	POST OFFICE									
		ESTIMATED EXPENDITURES	17	031061	45,000.00	17	031061	17	310611	N	
		** Increase in SL Allocation **			45,000.00						
17	310620	CAREER SERVICES									
		ESTIMATED EXPENDITURES	17	031062	381,580.00	17	031062	17	310620	N	
		** Increase in SL Allocation **			381,580.00						
17	310630	STUDENT ACTIVITIES									
		ESTIMATED EXPENDITURES	17	031063	418,600.00	17	031063	17	310630	N	
		** Increase in SL Allocation **			418,600.00						
17	310635	GREEK LIFE & FAMILY WEEKEND PROG									
		ESTIMATED EXPENDITURES	17	031063	38,000.00	17	031063	17	310635	N	
		** Increase in SL Allocation **			38,000.00						
17	310680	JAVELINA ENROLLMENT SERVICES									
		ESTIMATED EXPENDITURES	17	031068	73,879.00	17	031068	17	310680	N	
		** Increase in SL Allocation **			73,879.00						
17	310700	SPEC-STUDENT SERVICES									
		ESTIMATED EXPENDITURES	17	031070	32,200.00	17	031070	17	310700	N	
		** Increase in SL Allocation **			32,200.00						
17	311350	STUDENT GOVERNMENT ASSOCIATION									
		ESTIMATED EXPENDITURES	17	031135	37,700.00	17	031135	17	311350	N	
		** Increase in SL Allocation **			37,700.00						
17	311550	SOUTH TEXAN									
		ESTIMATED EXPENDITURES	17	031155	32,000.00	17	031155	17	311550	N	
		** Increase in SL Allocation **			32,000.00						
17	311560	K T A I RADIO STATION									
		ESTIMATED EXPENDITURES	17	031156	25,000.00	17	031156	17	311560	N	
		** Increase in SL Allocation **			25,000.00						

Printed on a Xerox 9700 Laser Printing System at the Computing Services Center / Texas A&M University

Form: URGB01 (02/05/85)

CC	Account	Transaction Description	--- Offset --- CC	Account	Amount	-------- Actual Entry --------- ---- From ----- CC	Account	----- To ------ CC	Account	Feed	Mand
17	311750	FORENSIC									
		ESTIMATED EXPENDITURES	17	031175	8,000.00	17	031175	17	311750	N	
		** Increase in SL Allocation **			8,000.00						
17	311756	THEATER									
		ESTIMATED EXPENDITURES	17	031175	10,000.00	17	031175	17	311756	N	
		** Increase in SL Allocation **			10,000.00						
17	312010	UNIVERSITY LECTURESHIP SERIES									
		ESTIMATED EXPENDITURES	17	031201	47,000.00	17	031201	17	312010	N	
		** Increase in SL Allocation **			47,000.00						
17	312020	LIVING/LEARNING COMMUNITY									
		ESTIMATED EXPENDITURES	17	031202	20,000.00	17	031202	17	312020	N	
		** Increase in SL Allocation **			20,000.00						
17	312300	JAVELINA WELCOME									
		ESTIMATED EXPENDITURES	17	031230	12,000.00	17	031230	17	312300	N	
		** Increase in SL Allocation **			12,000.00						
17	312316	VPSA STUDENT SERVICES									
		ESTIMATED EXPENDITURES	17	031231	175,000.00	17	031231	17	312316	N	
		** Increase in SL Allocation **			175,000.00						
17	312317	COLLEGE OF PHARMACY SOFC									
		ESTIMATED EXPENDITURES	17	031231	5,000.00	17	031231	17	312317	N	
		** Increase in SL Allocation **			5,000.00						
17	312320	TRANSFER STUDENT SUCCESS INITIAT									
		ESTIMATED EXPENDITURES	17	031232	10,000.00	17	031232	17	312320	N	
		** Increase in SL Allocation **			10,000.00						
17	312325	AVP FOR STUDENT SUCCESS									
		ESTIMATED EXPENDITURES	17	031232	70,000.00	17	031232	17	312325	N	
		** Increase in SL Allocation **			70,000.00						
17	312330	ANIMAL & WILDLIFE SCIENCES									
		ESTIMATED EXPENDITURES	17	031233	10,000.00	17	031233	17	312330	N	
		** Increase in SL Allocation **			10,000.00						
17	312340	TESTING									
		ESTIMATED EXPENDITURES	17	031234	63,622.00	17	031234	17	312340	N	
		** Increase in SL Allocation **			63,622.00						
17	312460	JAZZ FESTIVAL									
		ESTIMATED EXPENDITURES	17	031246	7,500.00	17	031246	17	312460	N	
		** Increase in SL Allocation **			7,500.00						

Printed on a Xerox 9700 Laser Printing System at the Computing Services Center / Texas A&M University

Form: URGB01 (02/05/85)

CC	Account	Transaction Description	--- Offset --- CC	Account	Amount	-------- Actual Entry --------- ---- From ----- CC	Account	----- To ------ CC	Account	Feed	Mand
17	312470	MARIACHI									
		ESTIMATED EXPENDITURES	17	031247	10,000.00	17	031247	17	312470	N	
		** Increase in SL Allocation **			10,000.00						
17	312480	TAMUK-CHORALE									
		ESTIMATED EXPENDITURES	17	031248	18,250.00	17	031248	17	312480	N	
		** Increase in SL Allocation **			18,250.00						
17	312490	DISABLED STUDENT SERVICES									
		ESTIMATED EXPENDITURES	17	031249	80,000.00	17	031249	17	312490	N	
		** Increase in SL Allocation **			80,000.00						
17	312491	STUDENT INTERPRETER SERVICES									
		ESTIMATED EXPENDITURES	17	031249	2,000.00	17	031249	17	312491	N	
		** Increase in SL Allocation **			2,000.00						
17	312510	STUDENT SUSTAINABILITY									
		ESTIMATED EXPENDITURES	17	031251	50,000.00	17	031251	17	312510	N	
		** Increase in SL Allocation **			50,000.00						
17	312520	PRESIDENTIAL ARTS SERIES									
		ESTIMATED EXPENDITURES	17	031252	28,000.00	17	031252	17	312520	N	
		** Increase in SL Allocation **			28,000.00						
17	312551	MULTICULTURAL HERITAGE									
		ESTIMATED EXPENDITURES	17	031255	17,000.00	17	031255	17	312551	N	
		** Increase in SL Allocation **			17,000.00						
17	312580	STUDENT ORGANIZATION FUNDING									
		ESTIMATED EXPENDITURES	17	031258	115,000.00	17	031258	17	312580	N	
		** Increase in SL Allocation **			115,000.00						
17	312590	CAMPUS ACTIVITIES BOARD									
		ESTIMATED EXPENDITURES	17	031259	95,000.00	17	031259	17	312590	N	
		** Increase in SL Allocation **			95,000.00						
17	312595	INTERNATIONAL & MULTICULTURAL ST									
		ESTIMATED EXPENDITURES	17	031259	73,977.00	17	031259	17	312595	N	
		** Increase in SL Allocation **			73,977.00						
17	312650	HAVEN & ALCOHOL EDUCATION									
		ESTIMATED EXPENDITURES	17	031265	15,000.00	17	031265	17	312650	N	
		** Increase in SL Allocation **			15,000.00						
17	312800	CENTER FOR YOUNG CHILDREN									
		ESTIMATED EXPENDITURES	17	031280	32,000.00	17	031280	17	312800	N	
		** Increase in SL Allocation **			32,000.00						

Printed on a Xerox 9700 Laser Printing System at the Computing Services Center / Texas A&M University

Form: URGB01 (02/05/85)

CC	Account	Transaction Description	--- Offset --- CC	Account	Amount	-------- Actual Entry --------- ---- From ----- CC	Account	----- To ------ CC	Account	Feed	Mand
17	312810	LIVESTOCK EVALUATION TEAM									
		ESTIMATED EXPENDITURES	17	031281	8,000.00	17	031281	17	312810	N	
		** Increase in SL Allocation **			8,000.00						
17	312905	UPD									
		ESTIMATED EXPENDITURES	17	031290	30,000.00	17	031290	17	312905	N	
		** Increase in SL Allocation **			30,000.00						
17	314000	REC SPORTS FEE-REVENUE									
		ESTIMATED REVENUE	17	031400	1,484,200.00-	17	314000	17	031400	N	
		** Decrease in SL Allocation **			1,484,200.00-						
17	314001	REC SPORTS FEE-FALL REV									
		ESTIMATED REVENUE	17	031400	1,088,100.00-	17	314001	17	031400	N	
		** Decrease in SL Allocation **			1,088,100.00-						
17	314002	REC SPORTS COMPLEX OPERATING									
		ESTIMATED EXPENDITURES	17	031400	298,000.00	17	031400	17	314002	N	
		** Increase in SL Allocation **			298,000.00						
17	314003	REC SPORTS MAINTENANCE RESERVE									
		ESTIMATED EXPENDITURES	17	031400	50,000.00	17	031400	17	314003	N	
		** Increase in SL Allocation **			50,000.00						
17	314004	REC SPORTS FEE-CHEERLEADING OPER									
		ESTIMATED EXPENDITURES	17	031400	20,000.00	17	031400	17	314004	N	
		** Increase in SL Allocation **			20,000.00						
17	314005	REC SPORTS FEE-OPERATING									
		ESTIMATED EXPENDITURES	17	031400	720,842.00	17	031400	17	314005	N	
		** Increase in SL Allocation **			720,842.00						
17	314008	REC SPORTS-INTRAMURAL SPORTS OPE									
		ESTIMATED EXPENDITURES	17	031400	71,500.00	17	031400	17	314008	N	
		** Increase in SL Allocation **			71,500.00						
17	314009	REC SPORTS FEE-UNAPPROPRIATED									
		DECREASE UNAPPROPRIATED	17	031400	179,900.00-	17	314009	17	031400	Y	
		** Decrease in SL Allocation **			179,900.00-						
17	315010	ATHLETIC FEE-REVENUE									
		ESTIMATED REVENUE	17	031500	2,096,310.00-	17	315010	17	031500	N	
		** Decrease in SL Allocation **			2,096,310.00-						
17	315011	ATHLETIC FEE-FALL REVENUE									
		ESTIMATED REVENUE	17	031500	1,532,390.00-	17	315011	17	031500	N	
		** Decrease in SL Allocation **			1,532,390.00-						

Printed on a Xerox 9700 Laser Printing System at the Computing Services Center / Texas A&M University

Form: URGB01 (02/05/85)

CC	Account	Transaction Description	--- Offset --- CC	Account	Amount	-------- Actual Entry --------- ---- From ----- CC	Account	----- To ------ CC	Account	Feed	Mand
17	315020	ATHLETIC CONCESSIONS									
		ESTIMATED REVENUE	17	031500	32,600.00-	17	315020	17	031500	N	
		** Decrease in SL Allocation **			32,600.00-						
17	315025	PARKING REVENUES									
		ESTIMATED REVENUE	17	031500	16,000.00-	17	315025	17	031500	N	
		** Decrease in SL Allocation **			16,000.00-						
17	315050	ATHLETICS-ADMIN									
		ESTIMATED REVENUE	17	031500	8,250.00-	17	315050	17	031500	N	
		ESTIMATED EXPENDITURES	17	031500	685,105.00	17	031500	17	315050	N	
		** Increase in SL Allocation **			676,855.00						
17	315051	ATH-FOOTBALL									
		ESTIMATED EXPENDITURES	17	031500	809,448.00	17	031500	17	315051	N	
		ESTIMATED REVENUE	17	031500	171,000.00-	17	315051	17	031500	N	
		** Increase in SL Allocation **			638,448.00						
17	315052	ATH-MEN'S BASKETBALL									
		ESTIMATED REVENUE	17	031500	10,000.00-	17	315052	17	031500	N	
		ESTIMATED EXPENDITURES	17	031500	256,369.00	17	031500	17	315052	N	
		** Increase in SL Allocation **			246,369.00						
17	315053	ATH-WOMEN'S BASKETBALL									
		ESTIMATED EXPENDITURES	17	031500	246,675.00	17	031500	17	315053	N	
		ESTIMATED REVENUE	17	031500	7,500.00-	17	315053	17	031500	N	
		** Increase in SL Allocation **			239,175.00						
17	315054	ATH-WOMEN'S VOLLEYBALL									
		ESTIMATED REVENUE	17	031500	2,200.00-	17	315054	17	031500	N	
		ESTIMATED EXPENDITURES	17	031500	282,111.00	17	031500	17	315054	N	
		** Increase in SL Allocation **			279,911.00						
17	315055	ATH-MEN'S BASEBALL									
		ESTIMATED EXPENDITURES	17	031500	230,108.00	17	031500	17	315055	N	
		ESTIMATED REVENUE	17	031500	7,000.00-	17	315055	17	031500	N	
		** Increase in SL Allocation **			223,108.00						
17	315056	ATH-MEN'S TRACK & FIELD									
		ESTIMATED REVENUE	17	031500	700.00-	17	315056	17	031500	N	
		ESTIMATED EXPENDITURES	17	031500	201,987.00	17	031500	17	315056	N	
		** Increase in SL Allocation **			201,287.00						
17	315057	ATH-WOMEN'S TRACK & FIELD									
		ESTIMATED EXPENDITURES	17	031500	201,827.00	17	031500	17	315057	N	
		ESTIMATED REVENUE	17	031500	700.00-	17	315057	17	031500	N	
		** Increase in SL Allocation **			201,127.00						

Printed on a Xerox 9700 Laser Printing System at the Computing Services Center / Texas A&M University

Form: URGB01 (02/05/85)

CC	Account	Transaction Description	Offset CC	Offset Account	Amount	Actual Entry From CC	Actual Entry From Account	Actual Entry To CC	Actual Entry To Account	Feed	Mand
17	315058	ATH-TRAINER									
		ESTIMATED EXPENDITURES	17	031500	284,663.00	17	031500	17	315058	N	
		** Increase in SL Allocation **			284,663.00						
17	315059	ATH-WOMEN'S SOFTBALL									
		ESTIMATED EXPENDITURES	17	031500	238,459.00	17	031500	17	315059	N	
		ESTIMATED REVENUE	17	031500	1,700.00-	17	315059	17	031500	N	
		** Increase in SL Allocation **			236,759.00						
17	315060	ATHLETIC FACILITIES									
		ESTIMATED EXPENDITURES	17	031500	703,345.00	17	031500	17	315060	N	
		** Increase in SL Allocation **			703,345.00						
17	315061	ATH-WOMEN'S GOLF									
		ESTIMATED EXPENDITURES	17	031500	104,719.00	17	031500	17	315061	N	
		** Increase in SL Allocation **			104,719.00						
17	315062	ATH-WOMEN'S TENNIS									
		ESTIMATED EXPENDITURES	17	031500	93,329.00	17	031500	17	315062	N	
		** Increase in SL Allocation **			93,329.00						
17	315073	ATH SCHOL-MEN'S BASEBALL									
		ESTIMATED EXPENDITURES	17	031500	158,025.00	17	031500	17	315073	N	
		** Increase in SL Allocation **			158,025.00						
17	315074	ATH SCHOL-WOMEN'S BEACH VOLLEYBA									
		ESTIMATED EXPENDITURES	17	031500	84,500.00	17	031500	17	315074	N	
		** Increase in SL Allocation **			84,500.00						
17	315075	ATH SCHOL-WOMEN'S VOLLEYBALL									
		ESTIMATED EXPENDITURES	17	031500	135,200.00	17	031500	17	315075	N	
		** Increase in SL Allocation **			135,200.00						
17	315076	ATH SCHOL-MEN'S TRACK & FIELD									
		ESTIMATED EXPENDITURES	17	031500	196,075.00	17	031500	17	315076	N	
		** Increase in SL Allocation **			196,075.00						
17	315077	ATH SCHOL-WOMEN'S TRACK & FIELD									
		ESTIMATED EXPENDITURES	17	031500	244,750.00	17	031500	17	315077	N	
		** Increase in SL Allocation **			244,750.00						
17	315078	ATH SCHOL-WOMEN'S BASKETBALL									
		ESTIMATED EXPENDITURES	17	031500	174,925.00	17	031500	17	315078	N	
		** Increase in SL Allocation **			174,925.00						
17	315079	ATH SCHOL-WOMEN'S TENNIS									
		ESTIMATED EXPENDITURES	17	031500	107,275.00	17	031500	17	315079	N	
		** Increase in SL Allocation **			107,275.00						

Printed on a Xerox 9700 Laser Printing System at the Computing Services Center / Texas A&M University

Form: URGB01 (02/05/85)

CC	Account	Transaction Description	--- Offset --- CC	Account	Amount	-------- Actual Entry --------- ---- From ----- CC	Account	----- To ------ CC	Account	Feed	Mand
17	315080	ATHLETIC FEE-SALARY SAVINGS									
		ESTIMATED EXPENDITURES	17	031500	300,000.00	17	031500	17	315080	N	
		ESTIMATED SALARY SAVINGS	17	031500	339,184.00-	17	315080	17	031500	N	
		** Decrease in SL Allocation **			39,184.00-						
17	315081	ATH SCHOL-FOOTBALL									
		ESTIMATED EXPENDITURES	17	031500	620,350.00	17	031500	17	315081	N	
		** Increase in SL Allocation **			620,350.00						
17	315082	ATH SCHOL-MEN'S BASKETBALL									
		ESTIMATED EXPENDITURES	17	031500	158,025.00	17	031500	17	315082	N	
		** Increase in SL Allocation **			158,025.00						
17	315083	ATH SCHOL-WOMEN'S SOFTBALL									
		ESTIMATED EXPENDITURES	17	031500	127,575.00	17	031500	17	315083	N	
		** Increase in SL Allocation **			127,575.00						
17	315084	ATH SCHOL-WOMEN'S GOLF									
		ESTIMATED EXPENDITURES	17	031500	91,300.00	17	031500	17	315084	N	
		** Increase in SL Allocation **			91,300.00						
17	315086	ATH FEE-RESV LONESTAR CONF PLAYO									
		ESTIMATED EXPENDITURES	17	031500	34,000.00	17	031500	17	315086	N	
		** Increase in SL Allocation **			34,000.00						
17	315088	REV/EXP ATHLETICS MINIBUS,BUS,&									
		ESTIMATED EXPENDITURES	17	031500	212,841.00	17	031500	17	315088	N	
		ESTIMATED REVENUE	17	031500	170,000.00-	17	315088	17	031500	N	
		** Increase in SL Allocation **			42,841.00						
17	315090	ATHLETIC FEE-UNAPPROPRIATED									
		INCREASE UNAPPROPRIATED	17	031500	90,650.00	17	031500	17	315090	Y	
		** Increase in SL Allocation **			90,650.00						
17	317000	UPD-PARKING PERMITS									
		ESTIMATED REVENUE	17	031700	799,370.00-	17	317000	17	031700	N	
		** Decrease in SL Allocation **			799,370.00-						
17	317004	UPD-PARKING LOT MAINTENANCE RESE									
		ESTIMATED EXPENDITURES	17	031700	25,000.00	17	031700	17	317004	N	
		** Increase in SL Allocation **			25,000.00						
17	317005	UPD-OPERATING									
		ESTIMATED EXPENDITURES	17	031700	273,078.00	17	031700	17	317005	N	
		** Increase in SL Allocation **			273,078.00						
17	317008	UPD-SALARY SAVINGS									
		ESTIMATED SALARY SAVINGS	17	031700	26,294.00-	17	317008	17	031700	N	
		** Decrease in SL Allocation **			26,294.00-						

Printed on a Xerox 9700 Laser Printing System at the Computing Services Center / Texas A&M University

Form: URGB01 (02/05/85)

CC	Account	Transaction Description	--- Offset --- CC	Account	Amount	-------- Actual Entry --------- ---- From ----- CC	Account	----- To ------ CC	Account	Feed	Mand
17	317009	UPD-UNAPPROPRIATED									
		INCREASE UNAPPROPRIATEDD	17	031700	175,048.00	17	031700	17	317009	Y	
		** Increase in SL Allocation **			175,048.00						
17	318000	HOGGIE DAYS ORIENT FEE REVENUE									
		ESTIMATED REVENUE	17	031800	152,200.00-	17	318000	17	031800	N	
		** Decrease in SL Allocation **			152,200.00-						
17	318005	HOGGIE DAYS ORIENTATION EXPENSES									
		ESTIMATED EXPENDITURES	17	031800	136,248.00	17	031800	17	318005	N	
		** Increase in SL Allocation **			136,248.00						
17	318009	HOGGIE DAYS ORIENTATION-UNAPPROP									
		INCREASE UNAPPROPRIATED	17	031800	5,752.00	17	031800	17	318009	Y	
		** Increase in SL Allocation **			5,752.00						
17	318500	INTERNATIONAL ORIENTATION FEE RE									
		ESTIMATED REVENUE	17	031850	8,500.00-	17	318500	17	031850	N	
		** Decrease in SL Allocation **			8,500.00-						
17	318501	INTL ORIENTATION FEE REV-FALL									
		ESTIMATED REVENUE	17	031850	8,500.00-	17	318501	17	031850	N	
		** Decrease in SL Allocation **			8,500.00-						
17	318506	INTERNATIONAL STUDENT ACTIVITIES									
		ESTIMATED EXPENDITURES	17	031850	8,599.00	17	031850	17	318506	N	
		** Increase in SL Allocation **			8,599.00						
17	318509	INTERNATIONAL ORIENTATION UNAPPR									
		INCREASE UNAPPROPRIATED	17	031850	8,401.00	17	031850	17	318509	Y	
		** Increase in SL Allocation **			8,401.00						
17	319990	STUDENT SERVICE FEE UNAPPROPRIAT									
		INCR UNAPPROPRIATED	17	031999	469,006.00	17	031999	17	319990	Y	
		** Increase in SL Allocation **			469,006.00						
17	319991	STUDENT SERVICE FEE SAL SAVINGS									
		ESTIMATED SALARY SAVINGS	17	031999	145,218.00-	17	319991	17	031999	Y	
		** Decrease in SL Allocation **			145,218.00-						
17	319995	SSF ALLOCATION FOR SSC EXPENSE									
		ESTIMATED EXPENDITURES	17	031999	221,912.00	17	031999	17	319995	N	
		** Increase in SL Allocation **			221,912.00						
17	331000	BISHOP HALL									
		ESTIMATED EXPENDITURES	17	033100	630,784.00	17	033100	17	331000	N	
		ESTIMATED REVENUE	17	033100	731,850.00-	17	331000	17	033100	N	
		** Decrease in SL Allocation **			101,066.00-						

Printed on a Xerox 9700 Laser Printing System at the Computing Services Center / Texas A&M University

Form: URGB01 (02/05/85)

CC	Account	Transaction Description	--- Offset --- CC	Account	Amount	-------- Actual Entry --------- ---- From ----- CC	Account	----- To ------ CC	Account	Feed	Mand
17	331003	BISHOP-MAINTENANCE RESERVE									
		ESTIMATED EXPENDITURES	17	033100	40,000.00	17	033100	17	331003	N	
		** Increase in SL Allocation **			40,000.00						
17	331099	UNAPPROPRIATED-BISHOP HALL									
		INCR UNAPPROPRIATED	17	033100	61,066.00	17	033100	17	331099	Y	
		** Increase in SL Allocation **			61,066.00						
17	332000	MARTIN HALL									
		ESTIMATED EXPENDITURES	17	033200	765,592.00	17	033200	17	332000	N	
		ESTIMATED REVENUE	17	033200	889,100.00-	17	332000	17	033200	N	
		** Decrease in SL Allocation **			123,508.00-						
17	332001	MARTIN HALL - SUMMER OPERATIONS									
		ESTIMATED EXPENDITURES	17	033200	8,700.00	17	033200	17	332001	N	
		** Increase in SL Allocation **			8,700.00						
17	332003	MARTIN-MAINTENANCE RESERVE									
		ESTIMATED EXPENDITURES	17	033200	50,000.00	17	033200	17	332003	N	
		** Increase in SL Allocation **			50,000.00						
17	332099	UNAPPROPRIATED-MARTIN HALL									
		INCR UNAPPROPRIATED	17	033200	64,808.00	17	033200	17	332099	Y	
		** Increase in SL Allocation **			64,808.00						
17	334000	CAMPUS FOOD SERVICE									
		ESTIMATED EXPENDITURES	17	033400	4,716,400.00	17	033400	17	334000	N	
		ESTIMATED REVENUE	17	033400	5,450,000.00-	17	334000	17	033400	N	
		** Decrease in SL Allocation **			733,600.00-						
17	334009	CAMPUS FOOD SERVICE-UNAPPROPRIAT									
		INCREASE UNAPPROPRIATED	17	033400	324,270.00	17	033400	17	334009	Y	
		** Increase in SL Allocation **			324,270.00						
17	335000	TURNER HALL									
		ESTIMATED EXPENDITURES	17	033500	677,548.00	17	033500	17	335000	N	
		ESTIMATED REVENUE	17	033500	979,200.00-	17	335000	17	033500	N	
		** Decrease in SL Allocation **			301,652.00-						
17	335003	TURNER-MAINTENANCE RESERVE									
		ESTIMATED EXPENDITURES	17	033500	50,000.00	17	033500	17	335003	N	
		** Increase in SL Allocation **			50,000.00						
17	335099	UNAPPROPRIATED-TURNER HALL									
		INCREASE UNAPPROPRIATED	17	033500	251,652.00	17	033500	17	335099	Y	
		** Increase in SL Allocation **			251,652.00						

Printed on a Xerox 9700 Laser Printing System at the Computing Services Center / Texas A&M University

Form: URGB01 (02/05/85)
Printed on a Xerox 9700 Laser Printing System at the Computing Services Center / Texas A&M University

CC	Account	Transaction Description	--- Offset --- CC	Account	Amount	-------- Actual Entry --------- ---- From ----- CC	Account	----- To ------ CC	Account	Feed	Mand
17	336000	BOOKSTORE									
		ESTIMATED EXPENDITURES	17	033600	42,400.00	17	033600	17	336000	N	
		ESTIMATED REVENUE	17	033600	250,000.00-	17	336000	17	033600	N	
		** Decrease in SL Allocation **			207,600.00-						
17	336099	UNAPPROPRIATED-UNIVERSITY BOOKST									
		INCREASE UNAPPROPRIATED	17	033600	207,600.00	17	033600	17	336099	Y	
		** Increase in SL Allocation **			207,600.00						
17	337000	STUDENT UNION BUILDING									
		ESTIMATED EXPENDITURES	17	033700	767,180.00	17	033700	17	337000	N	
		** Increase in SL Allocation **			767,180.00						
17	337001	STUDENT UNION DINING FACILITIES									
		ESTIMATED EXPENDITURES	17	033700	74,022.00	17	033700	17	337001	N	
		** Increase in SL Allocation **			74,022.00						
17	337003	SUB-MAINTENANCE RESERVE									
		ESTIMATED EXPENDITURES	17	033700	33,000.00	17	033700	17	337003	N	
		** Increase in SL Allocation **			33,000.00						
17	337025	STUDENT UNION RENTAL ACTIVITIES									
		ESTIMATED REVENUE	17	033700	12,500.00-	17	337025	17	033700	N	
		** Decrease in SL Allocation **			12,500.00-						
17	337035	EQUIPMENT FEES									
		ESTIMATED REVENUE	17	033700	5,000.00-	17	337035	17	033700	N	
		** Decrease in SL Allocation **			5,000.00-						
17	337090	SALARY SAVINGS-SUB									
		ESTIMATED SALARY SAVINGS	17	033700	83,233.00-	17	337090	17	033700	N	
		** Decrease in SL Allocation **			83,233.00-						
17	338000	POTEET HALL/ACADEMY HS									
		ESTIMATED REVENUE	17	033800	165,750.00-	17	338000	17	033800	N	
		** Decrease in SL Allocation **			165,750.00-						
17	339000	LYNCH HALL									
		ESTIMATED REVENUE	17	033900	729,700.00-	17	339000	17	033900	N	
		ESTIMATED EXPENDITURES	17	033900	396,162.00	17	033900	17	339000	N	
		** Decrease in SL Allocation **			333,538.00-						
17	339003	LYNCH-MAINTENANCE RESERVE									
		ESTIMATED EXPENDITURES	17	033900	19,000.00	17	033900	17	339003	N	
		** Increase in SL Allocation **			19,000.00						
17	339090	SALARY SAVINGS-LYNCH									
		ESTIMATED SALARY SAVINGS-DORM	17	033900	316,291.00-	17	339090	17	033900	N	
		** Decrease in SL Allocation **			316,291.00-						

Form: URGB01 (02/05/85)

CC	Account	Transaction Description	--- Offset --- CC	Account	Amount	-------- Actual Entry --------- ---- From ----- CC	Account	----- To ------ CC	Account	Feed	Mand
17	339099	UNAPPROPRIATED-LYNCH HALL									
		INCREASE UNAPPROPRIATED	17	033900	630,829.00	17	033900	17	339099	Y	
		** Increase in SL Allocation **			630,829.00						
17	341000	LUCIO HALL									
		ESTIMATED EXPENDITURES	17	034100	1,328,204.00	17	034100	17	341000	N	
		ESTIMATED REVENUE	17	034100	3,430,600.00-	17	341000	17	034100	N	
		** Decrease in SL Allocation **			2,102,396.00-						
17	341001	OFFICE OF RESIDENCE LIFE									
		ESTIMATED EXPENDITURES	17	034100	1,600.00	17	034100	17	341001	N	
		** Increase in SL Allocation **			1,600.00						
17	341003	LUCIO HALL-MAINT RESERVE									
		ESTIMATED EXPENDITURES	17	034100	94,000.00	17	034100	17	341003	N	
		** Increase in SL Allocation **			94,000.00						
17	341099	UNAPPROPRIATED-LUCIO HALL									
		INCREASE UNAPPROPRIATED	17	034100	163,560.00	17	034100	17	341099	Y	
		** Increase in SL Allocation **			163,560.00						
17	342000	MESQUITE VILLAGE WEST									
		ESTIMATED EXPENDITURES	17	034200	746,381.00	17	034200	17	342000	N	
		ESTIMATED REVENUE	17	034200	1,450,000.00-	17	342000	17	034200	N	
		** Decrease in SL Allocation **			703,619.00-						
17	342003	MESQUITE VILLAGE WEST-MAINT RESV									
		ESTIMATED EXPENDITURES	17	034200	76,650.00	17	034200	17	342003	N	
		** Increase in SL Allocation **			76,650.00						
17	342099	UNAPPROPRIATED-MESQUITE WEST-HON									
		INCREASE UNAPPROPRIATED	17	034200	420,931.00-	17	342099	17	034200	Y	
		** Decrease in SL Allocation **			420,931.00-						

Printed on a Xerox 9700 Laser Printing System at the Computing Services Center / Texas A&M University

Form: URGB01 (02/05/85)

Account	Name	Section	Page
100006-	CITRUS CENTER	2	1
100009-	JOHN E. CONNER MUSEUM	2	1
100011-	OASI MATCHING ESTIMATED	2	1
100013-	STATE BASIC AID	2	1
100014-	PH.D. IN ENGINEERING	2	1
100024-	TUITION REVENUE BONDS	2	1
100025-	VET TECH PROGRAM	2	1
100026-	WILDLIFE RESEARCH INSTITUTE	2	1
100027-	KING RANCH INSTITUTE	2	1
100029-	GROUP INS-ST CONTRIB-HI ED	2	1
100033-	SOUTH TEXAS ARCHIVES	2	2
100034-	HEF	2	2
100035-	TEACHERS RETIREMENT SYSTEM	2	2
100036-	OPTIONAL RETIREMENT PROGRAM	2	2
100037-	UNEMPLOYMENT COMPENSATION INSURANCE	2	2
100044-	RESEARCH EXCELLENCE FUNDING	2	2
100052-	INSTITUTIONAL ENHANCEMENT-RESEARCH	2	2
100053-	INSTITUTIONAL ENHANCEMENT-ACAD SPT	2	2
100054-	INSTITUTIONAL ENHANCEMENT-INST SPT	2	2
101000-	FALL SEMESTER TUITION-RESIDENT	2	3
101001-	FALL SEMESTER TUITION-NON RESIDENT	2	3
101002-	SPRING SEMESTER TUITION-RESIDENT	2	3
101003-	SPRING SEMESTER TUITION-NON RESIDEN	2	3
101004-	SUMMER I TUITION-RESIDENT	2	3
101005-	SUMMER I TUITION-NON RESIDENT	2	3
101008-	SPRING INTERSESSION TUITION - RES	2	3
101009-	SPRING INTERSESSION TUITION-NON RES	2	3
101010-	WINTER INTERSESSION TUITION- RES	2	4
101011-	WINTER INTERSESSION TUITION-NON-RES	2	4
101020-	TUITION-EXCESSIVE HOURS	2	4
101021-	TUITION-EXCESSIVE HOURS-FALL	2	4
101025-	LABORATORY FEES	2	4
101061-	CENTER FOR YOUNG CHILDREN	2	4
101065-	FARM	2	4
101087-	INTEREST-LOCAL FDS STATE TREASURY	2	4
101098-	TUITION DISCOUNTING (CONTRA REV)	2	4
119960-	GENERAL FUNDS-UNAPPROPRIATED SURPLU	2	5
120310-	OFFICE OF THE PRESIDENT	2	5
120314-	AVP SPECIAL PROGRAMS	2	5
120315-	OFFICE OF ACADEMIC AFFAIRS	2	5
120316-	ASSOCIATE VP - ACADEMIC AFFAIRS	2	5
120317-	OFFICE OF COMPLIANCE	2	5
120318-	VP-INTRCOLLEGIATE ATHL & CAMPUS REC	2	5
120320-	VP FINANCE & ADMINISTRATION	2	5
120322-	STRATEGIC SOURCING & GEN. SERVICES	2	5
120323-	PAYROLL SERVICES	2	5
120324-	AVP FINANCE AND COMPTROLLER	2	6
120325-	OFFICE OF PERSONNEL/EEO SERVICES	2	6
120326-	GRANTS & CONTRACTS	2	6
120327-	BUSINESS OFFICE/LOANS & COLLECTIONS	2	6
120328-	ACCOUNTING/TRAVEL/PROP MGMT	2	6

Printed on a Xerox 9700 Laser Printing System at the Computing Services Center / Texas A&M University

Form: URGB01 (02/05/85)

Account	Name	Section	Page
120329-	BUDGET OFFICE	2	6
120330-	STUDENT FINANCE	2	6
120414-	VETERANS AFFAIRS OFFICE	2	6
120415-	OFFICE OF STUDENT FIN AID SERVICES	2	6
120416-	OFFICE OF AVP-STUDENT SUCCESS	2	6
120417-	JAVELINA ENROLLMENT SERVICES	2	7
120418-	OFFICE OF ENROLLMENT MANAGEMENT	2	7
120419-	VP STUDENT AFFAIRS & ADMIN	2	7
120425-	OFFICE OF REGISTRAR	2	7
120426-	OUTREACH & ENROLLMENT SUPPORT SVC	2	7
120427-	OFFICE OF ADMISSIONS	2	7
121001-	SGIP-RETIREES	2	7
121014-	INSTITUTIONAL RESEARCH & ASSESSMENT	2	7
121025-	PUBLIC AFFAIRS, PUB AND INFO SERV	2	7
121053-	ORP/TRS STATE & UNIV-STUDENT SVC	2	7
121054-	MATCHING SOCIAL SECURITY-SS	2	8
121055-	LONGEVITY-STUDENT SERVICE	2	8
121056-	SGIP-STUDENT SERVICE	2	8
121057-	WCI-STUDENT SERVICE	2	8
121058-	UCI-STUDENT SERVICE	2	8
121079-	UNIVERSITY PUBLICATIONS	2	8
121891-	RESERVE FOR STAFF ADJUSTMENTS	2	8
121987-	SALARY SAVINGS-PRESIDENT OFFICE	2	8
121988-	SALARY SAVINGS-VP-ACADEMIC AFFAIRS	2	8
121990-	SALARY SAVINGS-VP-FINANCE & ADMIN	2	8
121991-	SALARY SAVINGS-VP-STUDENT AFFAIRS	2	9
121993-	ORP/TRS STATE & UNIV-INSTIT SPT	2	9
121994-	MATCHING SOCIAL SECURITY-IS	2	9
121995-	LONGEVITY-INSTITUTIONAL SUPPORT	2	9
121996-	SGIP-INSTITUTIONAL SUPPORT	2	9
121997-	WCI-INSTITUTIONAL SUPPORT	2	9
121998-	UCI-INSTITUTIONAL SUPPORT	2	9
121999-	SALARY SAVINGS-NON FACULTY	2	9
132100-	DEPT. OF AG, AGRIBUS. & ENVIRON SCI	2	9
132110-	DEPT OF ANIMAL, RANGLND, & WILDLIFE	2	10
132115-	DEPARTMENT OF HUMAN SCIENCE	2	10
132210-	DPT OF BIOLOGICAL & HEALTH SCIENCES	2	10
132215-	DEPARTMENT OF CHEMISTRY	2	10
132220-	DEPARTMENT OF LANG AND LITERATURE	2	10
132235-	DEPT OF HIST, POLITICAL SCI, & PHIL	2	10
132250-	DEPARTMENT OF MATHEMATICS	2	10
132255-	DEPARTMENT OF MILITARY SCIENCE	2	10
132260-	DEPT CLINICAL HEALTH SCIENCES	2	11
132265-	DEPARTMENT OF MUSIC	2	11
132270-	DEPARTMENT OF PHYSICS/GEOSCIENCES	2	11
132275-	DEPARTMENT OF PSYCHOLOGY/SOCIOLOGY	2	11
132280-	DEPARTMENT OF ART, COMM, & THEATRES	2	11
132305-	DEPARTMENT OF INFORMATION SYSTEMS	2	11
132310-	DEPARTMENT OF ACCOUNTING & FINANCE	2	11
132315-	DEPARTMENT OF MANAGEMENT AND MKTNG	2	11
132405-	DEPARTMENT OF ELEC ENG AND COMP SCI	2	11

Printed on a Xerox 9700 Laser Printing System at the Computing Services Center / Texas A&M University

Form: URGB01 (02/05/85)

Account	Name	Section	Page
132410-	DEPARTMENT OF MECH AND IND ENG	2	12
132415-	DEPARTMENT OF CHEM AND NAT GAS ENG	2	12
132416-	DEPT OF ENVIRONMENTAL ENGINEERING	2	12
132417-	DEPT OF CIVIL & ARCHITECTURAL ENG	2	12
132420-	DEPT. OF INDUSTRIAL MGMT & TECHNOL	2	12
132425-	WESLACO ENGINEERING INITIATIVE	2	12
132430-	WESLACO ENGINEERING FACULTY	2	12
132510-	DEPT OF TEACHER & BILINGUAL EDUC	2	12
132511-	DEPT OF EDUC LEADERSHIP & COUNSELNG	2	12
132520-	DEPARTMENT OF HEALTH & KINESIOLOGY	2	13
132540-	PHYSICAL EDUCATION CENTER	2	13
132595-	CONTINUING EDUCATION PROGRAM	2	13
132596-	DIST LEARN & INTRUC TECHGY SALARIES	2	13
132604-	INTERNATIONAL STUDIES & PROGRAMS	2	13
132605-	STUDENT & SCHOLAR SERVICE	2	13
132606-	CIS - PAYROLL	2	13
132612-	DUAL ENROLLMENT PROGRAM	2	13
132615-	UNALLOCATED SUMMER FACULTY SALARIES	2	13
132650-	NEW APPROVED FUNDING	2	14
132961-	UNALLOC FAC SAL-CLAG	2	14
132962-	UNALLOC FAC SAL-CLAS	2	14
132963-	UNALLOC FAC SAL-CLBA	2	14
132964-	UNALLOC FAC SAL-CLEN	2	14
132965-	UNALLOC FAC SAL-CLED	2	14
132985-	UNALLOC FACULTY SALARIES FOR DEPTS	2	14
132993-	ORP/TRS STATE & UNIV-INSTRUCTION	2	14
132994-	MATCHING SOCIAL SECURITY-INSTR	2	14
132995-	LONGEVITY-INSTRUCTION	2	15
132996-	SGIP-INSTRUCTION	2	15
132997-	WCI-INSTRUCTION	2	15
132998-	UCI-INSTRUCTION	2	15
132999-	FACULTY SALARY SAVINGS	2	15
137075-	COLLEGE OF GRADUATE STUDIES	2	15
137101-	COLLEGE OF AGRI AND HUMAN SCIENCES	2	15
137201-	COLLEGE OF ARTS AND SCIENCES	2	15
137301-	COLLEGE OF BUSINESS ADMINISTRATION	2	15
137401-	COLLEGE OF ENGINEERING	2	16
137501-	COLLEGE OF EDUCATION	2	16
137601-	HONORS COLLEGE	2	16
137993-	ORP/TRS STATE & UNIV-ACADEMIC SPT	2	16
137994-	MATCHING SOCIAL SECURITY-AS	2	16
137995-	LONGEVITY-ACADEMIC SUPPORT	2	16
137996-	SGIP-ACADEMIC SUPPORT	2	16
137997-	WCI-ACADEMIC SUPPORT	2	16
137998-	UCI-ACADEMIC SUPPORT	2	16
140001-	CENTER FOR YOUNG CHILDREN	2	17
140005-00001	FARM-OPERATING	2	17
141803-	RESEARCH & SPONSORED PROGRAMS	2	17
141993-	ORP/TRS STATE & UNIV-RESEARCH	2	17
141994-	MATCHING SOCIAL SECURITY-RESEARCH	2	17
141995-	LONGEVITY-RESEARCH	2	17

Printed on a Xerox 9700 Laser Printing System at the Computing Services Center / Texas A&M University

Account	Name	Section	Page
141996-	SGIP-RESEARCH	2	17
141997-	WCI-RESEARCH	2	17
141998-	UCI-RESEARCH	2	17
145020-00003	MATCH-MD 503004-ANIMAL/BIOL MATERIA	2	18
145020-00004	MATCH-MD 503004-YR17 ANIMAL/BIOL	2	18
145044-00006	MATCH-MD 535003-JONES RESEARCH	2	18
145044-00007	MATCH-MD 535501-LAGMADRE ESTUARY	2	18
145049-00001	MATCH-MD-507006-NCR DOCTORAL FELLOW	2	18
145412-00006	MATCH-MD 537005 2015-16 TITLE IVE	2	18
148101-	LIBRARY OPERATIONS	2	18
150020-	OFFICE OF FACILITIES MANAGEMENT	2	18
151001-	UNIVERSITY POLICE	2	18
154007-	CLASSROOM TECHNOLOGY	2	19
156001-	ENGINEERING AND CAMPUS PLANNING	2	19
157001-	CENTRAL RECEIVING AND STOREROOM	2	19
158001-	OFFICE OF RISK & COMPLIANCE	2	19
158993-	ORP/TRS STATE & UNIV-O&M PLANT	2	19
158994-	MATCHING SOCIAL SECURITY-O&M PLANT	2	19
158995-	LONGEVITY-O&M PLANT	2	19
158996-	SGIP-O&M PLANT	2	19
158997-	WCI-O&M PLANT	2	19
158998-	UCI-O&M PLANT	2	20
160001-	TUITION REMISSIONS AND EXEMPTIONS	2	20
160002-	TUITION REBATE	2	20
160020-	CITRUS CENTER	2	20
160021-00027	MATCH-VC 571244-TECH SUPPORT	2	20
160024-00003	MATCH-VC 571241-ALL PLANT-GENE GUN	2	20
160024-00005	MATCH-VC - 521009 - WATER..	2	20
160024-00010	MATCH-VC/TE 502010-BRIDGING STUDENT	2	20
160030-	JOHN E CONNER MUSEUM	2	20
160040-	INST ENHANC-PROG DEV-STUDNT SUCCESS	2	21
160041-	INST ENHANCE-PROG DEV-COL OF ED	2	21
160042-	INST ENHANC-PROG DEV-COL OF AG	2	21
160043-00001	FAC/STAFF SALARIES-INST ENHANC-CLAS	2	21
160044-	INST ENHANC-PROG DEV-COLL OF BUS	2	21
160045-	INST ENHANC-PROG DEV-CSDO	2	21
160048-	PH.D IN ENVIRONMENTAL ENGINEERING	2	21
160060-	VET TECH PROGRAM	2	21
160130-	INST ENHANC-EXP ENG EDUCATION	2	22
160150-	WILDLIFE RESEARCH INSTITUTE	2	22
160153-00001	MATCH-VC 533007-CWD WHITE TAIL DEER	2	22
160170-	SOUTH TEXAS ARCHIVES	2	22
160320-00001	TCRF FY18&19 CITRUS CENTER	2	22
160321-	TCRF FY18&19 LIBRARY RS ACQUISITION	2	22
160323-00001	TCRF FY18&19 NEW FACULTY START-UP	2	22
160324-00001	TCRF FY18&19 INST UNDERGRAD RESEARC	2	22
160325-00001	TCRF FY18&19 OSR OPERATING	2	23
160325-00002	TCRF FY18&19 OSR MATCH	2	23
160326-00001	TCRF FY18&19 UNIV.RESEARCH AWARDS	2	23
160350-	KING RANCH INSTITUTE FOR RANCH MGMT	2	23
160975-	HEF-SERVER REFRESH	2	23

Form: URGB01 (02/05/85)
Printed on a Xerox 9700 Laser Printing System at the Computing Services Center / Texas A&M University

Form: URGB01 (02/05/85)

Account	Name	Section	Page
160976-	HEF-PHONE REFRESH	2	23
160977-	HEF-LIBRARY-OPER/SUBSCRIPTIONS	2	23
160978-	HEF-COMPUTER REFRESH	2	23
160979-	HEF-NETWORK REFRESH	2	23
160985-	HEF-CLASSROOM REFRESH	2	24
199920-	ALLOW FOR DOUBTFUL ACCTS-E&G	2	24
199960-	E&G LUMP SUM VAC SERVICE DEPT	2	24
199999-	TUITION DISCOUNTING-E&G EXP	2	24
200001-	DESIGNATED-BUDGETS DUMMY	3	1
200320-	ALLOW FOR DOUBTFUL ACCTS-DESIG	3	1
200605-	INTERNATIONAL STUDENT INSURANCE	3	1
201571-	INVESTMENT GAINS HOLDING ACCOUNT	3	1
201641-	LATE PAYMENT FEE	3	1
201650-	LATE REGISTRATION FEE-BUSO	3	1
201651-	FALL LATE REGISTRATION FEE-BUSO	3	2
201652-	LATE REGISTRATION FEE-EMGT	3	2
201653-	FALL LATE REGISTRATION FEE-EMGT	3	2
202010-	TAMUK-FOUNDATION, INC. (IDT)-PRIV	3	2
209520-	RESIDUAL-RESEARCH-CKWR	3	2
214520-	MUSEUM FUND CITY OF KINGSVILLE	3	2
215018-00001	JAVELINA ON THE BORDER GOLF CLASSIC	3	3
215050-	ATHLETICS-REGULAR HIGH SCHOOL ACTIV	3	3
215051-	ATHLETICS-PLAYOFF GAMES HIGH SCHOOL	3	3
215092-	UNIVERSITY FRUIT SALES	3	3
216100-00001	USF FALL-RESIDENT-UNDERGRAD	3	3
216100-00002	USF FALL-RESIDENT-GRAD	3	3
216101-00001	USF FALL-NONRESIDENT-UNDERGRAD	3	3
216101-00002	USF FALL-NONRESIDENT-GRAD	3	3
216102-00001	USF SPR/SUMM-RESIDENT-UNDERGRAD	3	4
216102-00002	USF SPR/SUMM-RESIDENT-GRAD	3	4
216103-00001	USF SPR/SUMM-NONRESIDENT-UNDERGRAD	3	4
216103-00002	USF SPR/SUMM-NONRESIDENT-GRAD	3	4
216109-	USF UNAPPROPRIATED	3	4
216200-	USF ACADEMIC ADVISING OPERATING	3	4
216205-	USF ID CARD OPERATING	3	4
216210-	USF INTERNTNL ED SCHOLARSHIP	3	4
216215-	USF REGISTRAR OPERATING	3	5
216220-	USF ITECH OPERATING	3	5
216221-	USF ITECH MAINT. CONTRACT RENEWALS	3	5
216222-	USF DISTANCE LEARNING	3	5
216223-	DLIT AUDIO/VISUAL	3	5
216230-	USF LIBRARY OPERATIONS	3	5
216240-	USF SUSTAINABILITY OPERATIONS	3	5
216245-	USF TRANSPORTATION & SAFETY OPER	3	6
216250-	USF GRADUATION OPERATING	3	6
216252-	USF SPECIAL PROJECTS	3	6
216255-00001	USF CLAS ENHANCEMENT	3	6
216256-00001	USF CLAG ENHANCEMENT-CLAG	3	6
216257-	USF CLBA ENHANCEMENT	3	6
216258-	USF CLED ENHANCEMENT	3	6
216259-00001	USF CLEN ENHANCEMENT-CLEN	3	6

Printed on a Xerox 9700 Laser Printing System at the Computing Services Center / Texas A&M University

Account	Name	Section	Page
216260-	USF AVPS ENHANCEMENT	3	6
216266-	USF WESLACO ENGINEERING SCHOLARSHIP	3	6
216270-	USF MITC	3	7
216280-	USF ENTERPRISE INFORMATION SYSTEM	3	7
216281-	USF SSC CONTRACT ALLOCATION	3	7
216282-	USF UTILITIES	3	7
216290-	USF-SAGO ASSESSMENT	3	7
216298-	USF SALARY SAVINGS	3	7
216400-	CLBA-DISTANCE LEARNING FEE REV	3	7
216405-	CLBA-DISTANCE LEARNING FEE OPER	3	7
216409-	CLBA-DISTANCE LEARNING UNAPPROP	3	7
216550-	GROUP HOSPITAL FEE	3	8
216551-	FALL-GROUP HOSPITAL FEE	3	8
216554-	WOMEN'S ENRICHMENT	3	8
216555-	HEALTH SERVICES AND WELLNESS	3	8
216556-	HEALTH SERVICES AND WELLNESS-SALES	3	8
216558-	SALARY SAVINGS-GROUP HOSPITAL FEE	3	8
216559-	GROUP HOSPITAL FEE-UNAPPROPRIATED	3	8
216600-	APPLIED MUSIC FEE - REV (LOCAL)	3	8
216601-	APPLIED MUSIC FEE-FALL REV (LOCAL)	3	9
216605-	APPLIED MUSIC FEE-OPERATING	3	9
216609-	APPLIED MUSIC FEE-UNAPPROPRIATED	3	9
216750-	STUDENT CENTER COMPLEX FEE-REVENUE	3	9
216751-	FALL-STUDENT CENTER COMPLEX FEE	3	9
216759-	STUDENT CENTER COMPLEX FEE-UNAPPRO	3	9
216800-	APPLICATION FEE UNDERGRAD-REV	3	9
216801-	INTERNATIONAL APPL-UNDERGRAD-REV	3	9
216805-	ADMISSIONS OPERATING	3	10
216809-	APPLIC FEE-UNDERGRAD-UNAPPROPR	3	10
216850-	APPLICATION FEE GRAD-REV	3	10
216851-	INTERNATIONAL APPL-GRAD-REV	3	10
216855-	GRADUATE ADMISSIONS	3	10
216856-	STUDENT & SCHOLAR SERVICE SUPPORT	3	10
216859-	APPLICATION FEE-GRAD-UNAPPROPRIATED	3	10
218000-	DESIG TUITION-RES UNDERGR-SPR/SUMM	3	10
218001-	DESIG TUITION-RES UNDERGR-FALL	3	11
218003-	PROVOST - OPERATIONS	3	11
218004-	GREENHOUSE LEASE	3	11
218005-	ENROLLMENT MANAGEMENT-CROFT	3	11
218006-	CALL CENTER	3	11
218007-	OFFICE OF ENROLLMENT MANAGEMENT	3	11
218008-00001	DESIG TUIT-SPR/SUM NONRES UG	3	11
218008-00002	DESIG TUIT-SPR/SUM NONRES GRAD	3	11
218009-00001	DESIG TUIT-FALL NONRESIDENT UG	3	12
218009-00002	DESIG TUIT-FALL NONRESIDENT GRAD	3	12
218010-	CIS - TELECOM	3	12
218022-	ALUMNI OFFICE	3	12
218024-	TRANSCULTURATION PROJECT TRAVEL	3	12
218028-	MAIL SERVICES	3	12
218030-	PRESIDENTIAL SERVICES	3	12
218032-	SIX SIGMA	3	12

Form: URGB01 (02/05/85)
Printed on a Xerox 9700 Laser Printing System at the Computing Services Center / Texas A&M University

Form: URGB01 (02/05/85)

Account	Name	Section	Page
218033-	HAZARDOUS WASTE MANAGEMENT	3	13
218036-	DESIG TUITION-RES-GRAD-SPR/SUMM	3	13
218037-	DESIG TUITION-RES-GRAD-FALL	3	13
218040-	WRITING CENTER	3	13
218043-	TRB ADMINISTRATIVE EXPENSE	3	13
218047-	FY13 ACADEMIC AFFAIRS SUPPORT ACCT	3	13
218048-	FY13 GROWTH FUND	3	13
218055-	FACULTY/STAFF RECRUITMENT	3	13
218062-	TRANSFER SCHOLARSHIPS	3	14
218063-	RECRUITMENT SCHOLARSHIPS	3	14
218064-	STUDENT INTERNS	3	14
218065-	JAVELINA GOLDS	3	14
218066-	ACADEMIC EXCELLENCE	3	14
218068-	PRESIDENTIAL SCHOLARSHIPS	3	14
218071-	MARKETING CAMPAIGN	3	14
218074-	MATCH-STARS SCHOLARSHIP PROGRAM	3	14
218076-	MUSIC SCHOLARSHIPS	3	14
218077-	CHORALE	3	15
218079-	QEP - FIELD TRIPS TRAVEL	3	15
218080-	STUDENT ENGAGEMENT BUDGETS	3	15
218081-	INTERNATIONAL GRAD. ADM-RECRUITERS	3	15
218083-	LASERFICHE SHARED SERVICES	3	15
218090-	DESIGNATED TUITION-UNAPPROPRIATED	3	15
218095-	RESERVE FOR REVENUE DEFICIT	3	15
218097-	DEFERRED COMPENSATION AWARD	3	15
218099-	SALARY SAVINGS-DESIGNATED TUITION	3	15
218400-	DES TUITION RES UNDERGR SET ASIDES	3	15
218405-	DES TUITION RES GRAD SET ASIDES	3	16
218998-	TUITION DISCOUNTING (CONTRA REV)	3	16
219000-	RESIDENT PUBLIC EDUCATION GRANT	3	16
219005-	NON-RESIDENT PUBLIC EDUCATION GRANT	3	16
219500-	NEED BASED SCHOLARSHIP FUND	3	16
220310-	OFFICE OF THE PRESIDENT	3	16
220315-	OFFICE OF ACADEMIC AFFAIRS	3	16
220316-	ASSOCIATE VP - ACADEMIC AFFAIRS	3	16
220317-	OFFICE OF COMPLIANCE	3	17
220319-	INST PLANNING/ASSESSMENT-OPERATING	3	17
220320-	VP FINANCE & ADMINISTRATION	3	17
220322-	STRATEGIC SOURCING & GEN. SERVICES	3	17
220323-	PAYROLL SERVICES	3	17
220324-	AVP FINANCE AND COMPTROLLER	3	17
220325-	OFFICE OF PERSONNEL/EEO SERVICES	3	17
220326-	GRANTS & CONTRACTS	3	17
220327-	BUSINESS OFFICE/LOANS & COLLECTIONS	3	18
220328-	ACCOUNTING/TRAVEL/PROP MGMT	3	18
220329-	BUDGET OFFICE	3	18
220415-	OFFICE OF STUDENT FIN AID SERVICES	3	18
220416-	OFFICE OF AVP-STUDENT SUCCESS	3	18
220425-	OFFICE OF REGISTRAR	3	18
220426-	OUTREACH & ENROLLMENT SUPPORT SVC	3	18
220427-	JAVELINA PREVIEW DAYS	3	18

Printed on a Xerox 9700 Laser Printing System at the Computing Services Center / Texas A&M University

Form: URGB01 (02/05/85)

Account	Name	Section	Page
220428-	JAVELINA EXPRESS	3	19
220429-	VALLEY VISITOR CENTER	3	19
221014-	INSTITUTIONAL RESEARCH & ASSESSMENT	3	19
221017-	TEXAN BILLING	3	19
221018-	INSTIT. SUPPORT CONT & MAINT-FISCAL	3	19
221019-	ADA ACCOMMODATION	3	19
221023-	OFFICE OF DEVELOPMENT	3	19
221025-	PUBLIC AFFAIRS, PUB AND INFO SERV	3	19
221027-	UNIVERSITY MAGAZINE-JAVELINA TODAY	3	20
221035-	COMMENCEMENT	3	20
221042-	TRAVEL & OUTREACH SA/AS/HS AREAS	3	20
221043-	PARENT CAMPAIGN	3	20
221045-	INSTITUTIONAL MEMBERSHIPS	3	20
221060-00001	CLAS-GRADUATE ASSISTANTS	3	20
221060-00002	CLAG-GRADUATE ASSISTANTS	3	20
221060-00003	CLBA-GRADUATE ASSISTANTS	3	20
221060-00004	CLED-GRADUATE ASSISTANTS	3	21
221060-00005	CLEN-GRADUATE ASSISTANTS	3	21
221060-00006	GRST-GRADUATE ASSISTANTS	3	21
221061-	GRADUATE SCHOLARSHIPS-NEW GRAD STD	3	21
221062-00001	CLAS-GRADUATE SCHOLARSHIPS	3	21
221062-00003	CLBA-GRADUATE SCHOLARSHIPS	3	21
221062-00004	CLED-GRADUATE SCHOLARSHIPS	3	21
221062-00005	CLEN-GRADUATE SCHOLARSHIPS	3	21
221066-	EAGLE FORD RESEARCH CENTER	3	21
221067-00002	DOCTORAL PROGRAM SUPPORT-SESE	3	22
221067-00003	DOCTORAL PROGRAM SUPPORT-CLEN	3	22
221076-	UNIVERSITY PUBLICATIONS-EM	3	22
221077-	UNIVERSITY PUBLICATIONS-AA	3	22
221078-	FACULTY SENATE	3	22
221079-	UNIVERSITY PUBLICATIONS	3	22
221080-	CREDIT CARD FEES	3	22
221085-	PREMONT ALLIANCE	3	22
221088-	SACS ACCREDITATION	3	22
221089-	ACCREDITATION SUPPORT	3	23
221090-	STAFF COUNCIL	3	23
221099-	ARTS & SCIENCES TRAVEL/PROF DEVEL	3	23
221200-	QUALITY ENHANCEMENT PLAN	3	23
232100-	DEPT. OF AG, AGRIBUS. & ENVIRON SCI	3	23
232110-	DEPT OF ANIMAL, RANGLND, & WILDLIFE	3	23
232115-	DEPARTMENT OF HUMAN SCIENCE	3	23
232120-	VET TECH PROGRAM	3	23
232205-	DEPARTMENT OF ART	3	24
232210-	DPT OF BIOLOGICAL & HEALTH SCIENCES	3	24
232215-	DEPARTMENT OF CHEMISTRY	3	24
232220-	DEPARTMENT OF LANG AND LITERATURE	3	24
232230-	DEPARTMENT OF POLITICAL SCIENCE	3	24
232235-	DEPT OF HIST, POLITICAL SCI, & PHIL	3	24
232250-	DEPARTMENT OF MATHEMATICS	3	24
232255-	DEPARTMENT OF MILITARY SCIENCE	3	24
232260-	DEPT CLINICAL HEALTH SCIENCES	3	25

Printed on a Xerox 9700 Laser Printing System at the Computing Services Center / Texas A&M University

Form: URGB01 (02/05/85)

Account	Name	Section	Page
232261-	DEPT CLHS-COMM SCIENCES & DISORDERS	3	25
232262-	DEPT CLHS-SOCIAL WORK	3	25
232265-	DEPARTMENT OF MUSIC	3	25
232270-	DEPARTMENT OF PHYSICS/GEOSCIENCES	3	25
232275-	DEPARTMENT OF PSYCHOLOGY/SOCIOLOGY	3	25
232280-	DEPARTMENT OF ART, COMM, & THEATRES	3	25
232285-	JONES AUDITORIUM	3	25
232305-	DEPARTMENT OF INFORMATION SYSTEMS	3	26
232310-	DEPARTMENT OF ACCOUNTING & FINANCE	3	26
232315-	DEPARTMENT OF MANAGEMENT AND MKTNG	3	26
232405-	DEPARTMENT OF ELEC ENG AND COMP SCI	3	26
232410-	DEPARTMENT OF MECH AND IND ENG	3	26
232415-	DEPARTMENT OF CHEM AND NAT GAS ENG	3	26
232416-	DEPT OF ENVIRONMENTAL ENGINEERING	3	26
232417-	DEPT OF CIVIL & ARCHITECTURAL ENG	3	26
232420-	DEPT. OF INDUSTRIAL MGMT & TECHNOL	3	27
232425-	WESLACO ENGINEERING INITIATIVE	3	27
232510-	DEPT OF TEACHER & BILINGUAL EDUC	3	27
232511-	DEPT OF EDUC LEADERSHIP & COUNSELNG	3	27
232520-	DEPARTMENT OF HEALTH & KINESIOLOGY	3	27
232540-	PHYSICAL EDUCATION CENTER	3	27
232595-	CONTINUING EDUCATION PROGRAM	3	27
232601-	BAAS COORDINATOR	3	27
232604-	INT'L STUDIES & PROGRAM OPERATING	3	28
232605-	STUDENT & SCHOLAR SERVICE OPERATING	3	28
232612-	DUAL ENROLLMENT PROGRAM	3	28
232616-	CTR FOR TEACHING EFFECTIVENESS	3	28
232618-	PATHWAYS ACADEMIC ASSISTANCE CENTER	3	28
232620-	UNIVERSITY ASSESSMENTS	3	28
232750-	AMERICAN DEMOCRACY	3	28
232770-	FAC INVESTMENT PROG-NON DIST LEARNG	3	28
232800-	LAB FEES	3	29
237075-	COLLEGE OF GRADUATE STUDIES	3	29
237101-	COLLEGE OF AGRI AND HUMAN SCIENCES	3	29
237201-	COLLEGE OF ARTS AND SCIENCES	3	29
237301-	COLLEGE OF BUSINESS ADMINISTRATION	3	29
237401-	COLLEGE OF ENGINEERING	3	29
237501-	COLLEGE OF EDUCATION	3	29
237601-	HONORS COLLEGE	3	29
240001-	CENTER FOR YOUNG CHILDREN	3	30
240005-00001	FARM-OPERATING	3	30
240005-00003	FARM-SCHUSTER	3	30
240005-00004	FARM-STANKO	3	30
240005-00005	FARM-ANORUO	3	30
240005-00006	FARM-RUPPERT	3	30
240005-00007	FARM-GARCIA	3	30
240005-00008	FARM-BEEF UNIT	3	30
240005-00009	FARM-SWINE UNIT	3	30
240005-00010	FARM-GOAT UNIT	3	31
241803-	RESEARCH & SPONSORED PROGRAMS	3	31
248103-	CIS - TTVN	3	31

Printed on a Xerox 9700 Laser Printing System at the Computing Services Center / Texas A&M University

Form: URGB01 (02/05/85)

Account	Name	Section	Page
250020-	OFFICE OF FACILITIES MANAGEMENT	3	31
250025-	INSURANCE	3	31
251001-	UNIVERSITY POLICE	3	31
255001-	UTILITIES	3	31
256001-	ENGINEERING AND CAMPUS PLANNING	3	31
257001-	CENTRAL RECEIVING AND STOREROOM	3	32
258001-	OFFICE OF RISK & COMPLIANCE	3	32
258002-	CAMPUS WIDE SHREDDING	3	32
260001-	FEE REMISSIONS AND EXEMPTIONS	3	32
260041-	INST ENHANC-PROG DEV-COL OF ED	3	32
260042-	INST ENHANC-PROG DEV-COL OF AG	3	32
260043-00001	FAC/STAFF SALARIES-INST ENHANC-CLAS	3	32
260043-00002	LANG/LITERATURE-INST ENHANC-CLAS	3	32
260043-00003	COMM/THEATRE ARTS-INST ENHANC-CLAS	3	32
260043-00004	SOC/PSYCH-INST ENHANC-CLAS	3	33
260043-00005	BSW-INST ENHANC-CLAS	3	33
260044-	INST ENHANC-PROG DEV-COL OF BUS	3	33
260045-	INST ENHANC-PROG DEV-CSDO	3	33
260130-00001	INST ENHANC-EXP ENG EDUC.-CLEN	3	33
260192-	INSTITUTIONAL ENHANCEMENT-CPDT	3	33
280000-	INDIRECT COST REVENUE	3	33
280030-	I/C BIOLOGY DEPT-RESEARCH	3	33
280031-	I/C NTRC DEPT-RESEARCH	3	34
280257-	I/C PI RESEARCH-JONES	3	34
280272-	I/C PI RESEARCH-KARNAE	3	34
280731-	I/C AVP & COMPTROLLER	3	34
280999-	INDIRECT COST UNAPPROPRIATED	3	34
281000-	SAGO ASSESSMENT	3	34
299980-	LOCAL LUMP SUM VAC SERVICE DEPT	4	1
299981-	AUXILIARY OVERHEAD ASSESSMENT	4	1
299986-	SSC CONTRACT	4	1
299989-	SERVICE DEPARTMENT -UPD	4	1
299992-	SERVICE DEPARTMENT - POST OFFICE	4	1
299999-	SERVICE DEPARTMENT - UCI	4	1
300320-	ALLOW FOR DOUBTFUL ACCTS-AUX	5	1
303510-	STUDENT SERVICE FEE	5	1
303511-	STUDENT SERVICE FEE-FALL	5	1
306001-	FEE REMISSIONS AND EXEMPTIONS	5	1
310020-	TAMUK BAND	5	1
310025-	TAMUK BAND UNIFORMS	5	1
310110-	RODEO TEAM	5	1
310112-	MEAT JUDGING TEAM	5	1
310600-	COUNSELING CENTER	5	2
310610-	OFFICE OF THE DEAN OF STUDENTS	5	2
310611-	POST OFFICE	5	2
310620-	CAREER SERVICES	5	2
310630-	STUDENT ACTIVITIES	5	2
310635-	GREEK LIFE & FAMILY WEEKEND PROGRAM	5	2
310680-	JAVELINA ENROLLMENT SERVICES	5	2
310700-	SPEC-STUDENT SERVICES	5	3
311350-	STUDENT GOVERNMENT ASSOCIATION	5	3

Printed on a Xerox 9700 Laser Printing System at the Computing Services Center / Texas A&M University

Form: URGB01 (02/05/85)

Account	Name	Section	Page
311550-	SOUTH TEXAN	5	3
311560-	K T A I RADIO STATION	5	3
311750-	FORENSIC	5	3
311756-	THEATER	5	3
312010-	UNIVERSITY LECTURESHIP SERIES	5	3
312020-	LIVING/LEARNING COMMUNITY	5	3
312300-	JAVELINA WELCOME	5	4
312316-	VPSA STUDENT SERVICES	5	4
312317-	COLLEGE OF PHARMACY SOFC	5	4
312320-	TRANSFER STUDENT SUCCESS INITIATIVE	5	4
312325-	AVP FOR STUDENT SUCCESS	5	4
312330-	ANIMAL & WILDLIFE SCIENCES	5	4
312340-	TESTING	5	4
312460-	JAZZ FESTIVAL	5	4
312470-	MARIACHI	5	5
312480-	TAMUK-CHORALE	5	5
312490-	DISABLED STUDENT SERVICES	5	5
312491-	STUDENT INTERPRETER SERVICES	5	5
312510-	STUDENT SUSTAINABILITY	5	5
312520-	PRESIDENTIAL ARTS SERIES	5	5
312551-	MULTICULTURAL HERITAGE	5	5
312580-	STUDENT ORGANIZATION FUNDING	5	6
312590-	CAMPUS ACTIVITIES BOARD	5	6
312595-	INTERNATIONAL & MULTICULTURAL STUD	5	6
312650-	HAVEN & ALCOHOL EDUCATION	5	6
312800-	CENTER FOR YOUNG CHILDREN	5	6
312810-	LIVESTOCK EVALUATION TEAM	5	6
312905-	UPD	5	6
314000-	REC SPORTS FEE-REVENUE	5	6
314001-	REC SPORTS FEE-FALL REV	5	7
314002-	REC SPORTS COMPLEX OPERATING	5	7
314003-	REC SPORTS MAINTENANCE RESERVE	5	7
314004-	REC SPORTS FEE-CHEERLEADING OPER	5	7
314005-	REC SPORTS FEE-OPERATING	5	7
314008-	REC SPORTS-INTRAMURAL SPORTS OPER	5	7
314009-	REC SPORTS FEE-UNAPPROPRIATED	5	7
315010-	ATHLETIC FEE-REVENUE	5	7
315011-	ATHLETIC FEE-FALL REVENUE	5	8
315020-	ATHLETIC CONCESSIONS	5	8
315025-	PARKING REVENUES	5	8
315050-	ATHLETICS-ADMIN	5	8
315051-	ATH-FOOTBALL	5	8
315052-	ATH-MEN'S BASKETBALL	5	8
315053-	ATH-WOMEN'S BASKETBALL	5	9
315054-	ATH-WOMEN'S VOLLEYBALL	5	9
315055-	ATH-MEN'S BASEBALL	5	9
315056-	ATH-MEN'S TRACK & FIELD	5	9
315057-	ATH-WOMEN'S TRACK & FIELD	5	9
315058-	ATH-TRAINER	5	10
315059-	ATH-WOMEN'S SOFTBALL	5	10
315060-	ATHLETIC FACILITIES	5	10

Printed on a Xerox 9700 Laser Printing System at the Computing Services Center / Texas A&M University

Form: URGB01 (02/05/85)

Account	Name	Section	Page
315061-	ATH-WOMEN'S GOLF	5	10
315062-	ATH-WOMEN'S TENNIS	5	10
315073-	ATH SCHOL-MEN'S BASEBALL	5	10
315074-	ATH SCHOL-WOMEN'S BEACH VOLLEYBALL	5	10
315075-	ATH SCHOL-WOMEN'S VOLLEYBALL	5	11
315076-	ATH SCHOL-MEN'S TRACK & FIELD	5	11
315077-	ATH SCHOL-WOMEN'S TRACK & FIELD	5	11
315078-	ATH SCHOL-WOMEN'S BASKETBALL	5	11
315079-	ATH SCHOL-WOMEN'S TENNIS	5	11
315080-	ATHLETIC FEE-SALARY SAVINGS	5	11
315081-	ATH SCHOL-FOOTBALL	5	11
315082-	ATH SCHOL-MEN'S BASKETBALL	5	11
315083-	ATH SCHOL-WOMEN'S SOFTBALL	5	11
315084-	ATH SCHOL-WOMEN'S GOLF	5	12
315086-	ATH FEE-RESV LONESTAR CONF PLAYOFFS	5	12
315088-	REV/EXP ATHLETICS MINIBUS,BUS,& CAR	5	12
317000-	UPD-PARKING PERMITS	5	12
317003-	UPD-PARKING METER	5	12
317004-	UPD-PARKING LOT MAINTENANCE RESERVE	5	12
317005-	UPD-OPERATING	5	12
317008-	UPD-SALARY SAVINGS	5	13
317009-	UPD-UNAPPROPRIATED	5	13
318000-	HOGGIE DAYS ORIENT FEE REVENUE	5	13
318005-	HOGGIE DAYS ORIENTATION EXPENSES	5	13
318009-	HOGGIE DAYS ORIENTATION-UNAPPROP	5	13
318500-	INTERNATIONAL ORIENTATION FEE REV	5	13
318501-	INTL ORIENTATION FEE REV-FALL	5	13
318506-	INTERNATIONAL STUDENT ACTIVITIES	5	13
318509-	INTERNATIONAL ORIENTATION UNAPPROP	5	13
319990-	STUDENT SERVICE FEE UNAPPROPRIATED	5	13
319991-	STUDENT SERVICE FEE SAL SAVINGS	5	14
319995-	SSF ALLOCATION FOR SSC EXPENSE	5	14
319998-	TUITION DISCOUNTING (CONTRA REV)	5	14
320001-	AUXILIARY BUDGETS DUMMY	5	14
323800-	FRIENDS OF THE JOHN E CONNER MUSEUM	5	14
324180-	ENGLISH LANGUAGE TRAINING CENTER	5	14
324510-	ATHLETIC ADVERTISING	5	15
324713-	EPA CONFERENCE	5	15
324800-	WILDLIFE CENTER	5	15
325001-	ITECH AUX OVERHEAD CHARGES	5	15
331000-	BISHOP HALL	5	15
331003-	BISHOP-MAINTENANCE RESERVE	5	15
331099-	UNAPPROPRIATED-BISHOP HALL	5	16
332000-	MARTIN HALL	5	16
332001-	MARTIN HALL - SUMMER OPERATIONS	5	16
332003-	MARTIN-MAINTENANCE RESERVE	5	16
332099-	UNAPPROPRIATED-MARTIN HALL	5	16
334000-	CAMPUS FOOD SERVICE	5	16
334009-	CAMPUS FOOD SERVICE-UNAPPROPRIATED	5	16
335000-	TURNER HALL	5	17
335003-	TURNER-MAINTENANCE RESERVE	5	17

Printed on a Xerox 9700 Laser Printing System at the Computing Services Center / Texas A&M University

Form: URGB01 (02/05/85)

Account	Name	Section	Page
335099-	UNAPPROPRIATED-TURNER HALL	5	17
336000-	BOOKSTORE	5	17
336099-	UNAPPROPRIATED-UNIVERSITY BOOKSTORE	5	17
337000-	STUDENT UNION BUILDING	5	17
337001-	STUDENT UNION DINING FACILITIES	5	17
337003-	SUB-MAINTENANCE RESERVE	5	18
337025-	STUDENT UNION RENTAL ACTIVITIES	5	18
337035-	EQUIPMENT FEES	5	18
337090-	SALARY SAVINGS-SUB	5	18
338000-	POTEET HALL/ACADEMY HS	5	18
338099-	UNAPPROPRIATED-POTEET HALL	5	18
339000-	LYNCH HALL	5	18
339003-	LYNCH-MAINTENANCE RESERVE	5	18
339090-	SALARY SAVINGS-LYNCH	5	19
339099-	UNAPPROPRIATED-LYNCH HALL	5	19
341000-	LUCIO HALL	5	19
341001-	OFFICE OF RESIDENCE LIFE	5	19
341003-	LUCIO HALL-MAINT RESERVE	5	19
341099-	UNAPPROPRIATED-LUCIO HALL	5	19
342000-	MESQUITE VILLAGE WEST	5	19
342003-	MESQUITE VILLAGE WEST-MAINT RESV	5	20
342099-	UNAPPROPRIATED-MESQUITE WEST-HONORS	5	20
400039-	SEOG 2018-2019-FEDERAL	6	1
400049-	WORKSTUDY PROGRAM SALARIES 2019-FED	6	1
400059-	PELL 2018-2019-FEDERAL	6	1
400998-	TUITION DISCOUNTING (CONTRA REV)	6	1
410008-	FEDERAL GRANTS - BUDGET DUMMY	6	1
440009-	THECB-TEXAS GRANT	6	1
440098-	STATE GRANTS - BUDGETS DUMMY	6	2
460098-	NG-PRIVATE GRANTS & CONTR. BUDGETS	6	2
460571-	NG-PROGRAM INCOME-400138 VIPER	6	2
460706-	NG-DOTTERWEICH CHAIR SUPP. RESEARCH	6	2
460710-	NG-COLLAB.STEM LEARNING INFORM. SET	6	2
461501-	NG-CITRUS RESEARCH FUND-DONATIONS	6	3
461901-	NG-CKF KLEBERG HALL NATURAL HISTORY	6	3
463802-	NG-WILD CATS CONSERVATION FUND	6	3
463900-	NG-KLEBERG WILDLIFE RESEARCH INSTIT	6	3
463929-	NG-ST NATIVE PLANT RESTORATION DONA	6	3
463936-	NG-WEST TEXAS NATIVE SEED PROJECT	6	4
463949-00012	MATCH-MD 543004-WHITE FRONTED GEESE	6	4
463949-00013	MATCH-MD 543005 - SANDHILL CRANES	6	4
463952-00007	MATCH:MANDATORY-533005-DNA TECH	6	4
463952-00010	MATCH-VC-570107-DELIV OF ACARICIDES	6	4
463954-00001	MATCH-MD 533006-PRONGHORN IN TX	6	4
463954-00006	MATCH-VC 570051-CATTLE;WH TAIL DEER	6	5
463961-00008	MATCH-VC 570108 CNTRL TX QUAIL RSRC	6	5
463962-00008	MATCH-MD 533004-MULEDEER TX PANHAND	6	5
463964-00005	MATCH-VC-570085-SEASONAL BURN EWF	6	5
464001-	NG-KRIRM-OPERATING	6	5
464007-	NG-PAUL C GENHO END CHAIR RANCH MAN	6	5
501014-00001	FY15-19 MCNAIR SCHOLARS-ADMINISTRAT	6	6

Printed on a Xerox 9700 Laser Printing System at the Computing Services Center / Texas A&M University

Account	Name	Section	Page
501015-00001	FY14-21 GEAR UP PARTNERSHIP-ADMIN	6	6
501016-00001	SSS 2016-2020-ADMININSTRATIVE	6	6
501017-	I-CARE-ACAD RESEARCH AND ENGAGEMENT	6	6
501018-00001	EOC RURAL 2016-2021-ADMINISTRATIVE	6	6
501019-00001	2017-2022 UPWARD BOUND-REG-ADMIN	6	6
501020-00001	SSS-STEM-2016-2020-ADMINISTRATIVE	6	7
501021-00001	EDUC TALENT SEARCH 2016-2021-ADMIN	6	7
501022-00001	2017-2022 UPWARD BOUND-RURAL-ADMIN	6	7
501023-00001	EOC REGULAR 2017-2022-ADMIN	6	7
501024-00001	UBMS REGULAR 2017-2022-ADMIN	6	7
501025-00001	2017-2022 UBMS RURAL-ADMINISTRATIVE	6	7
502006-	LEADERS:EXPERIENTIAL RESEARCH SKILL	6	8
502011-	ADVANCING LEADERS 2 THE DOCTORATE	6	8
503005-	NUERONAL PLASTICITY & AXON REGEN	6	8
503007-	GAIN OF FUNCTION TOXICITY IN POLYG	6	8
503008-	GENE EXPRESSION-OBESITY/T2 DIABETES	6	8
503009-	EFFECTS OF SNAKE VENOM CRISP TOXINS	6	8
505515-00001	COLLAB RESEARCH:TAMU-AGEP - ADMIN	6	9
505516-	CRISP:GREEN & GRAY WATER INFRASTRTR	6	9
511030-	EARLY DETECTION OF HLB-ROOT SAMPLES	6	9
511040-	FY17-CITRUS GERMPLASM SAFEKEEPING	6	9
511041-	TX 17-CITRUS COMMODITY PEST SURVEY	6	9
511042-	2017-2018 TX CITRUS CLEAN PLANT	6	9
511045-	NATIONAL FERAL SWINE DAMAGE MANAGE	6	10
511805-	2017-19 NATIVE SEEDS-WST TX/COASTAL	6	10
511806-	E TX COLLECT/DEV/RELEASE NTV SEEDS	6	10
539035-	DEMONSTRATION PROJECT-HLB MGT IN TX	6	10
539037-	EFFECTOROMICS OF HLB ASSOC PATHOGEN	6	10
539041-00001	CONDENSING FLUE GAS WATER VAPOR	6	10
539044-	VECTOR MANAGEMENT UNDER HLB STRESS	6	11
541016-	TXDOT 0-6665-2018 NTVE PLANT INTEG	6	11
544003-	EDUC EXCELLENCE INNOVATION-PREMONT	6	11
544004-	TTI- PRIORITY SCHOOLS-PREMONT ELEM	6	11
547501-	WATER USE EFFICIENCY & CONSERVATION	6	11
550004-	TECHNIQUES CONVERTING BERMUDAGRASS	6	11
570080-00004	FY18 BOBWHITE POPULATION/GRAZING	6	12
570101-	2017-2020 SOTX NATIVES-KLEBERG FND	6	12
570102-	ENHANCED NTVE SEED-SO&WEST TX-BROWN	6	12
570103-	GAMEBIRDS IN THE COASTAL PRAIRIE	6	12
570106-	NATIVE PRAIRIE RESTORATION PLANTING	6	12
570110-	STN-PLANT RESTORE-SOTX SAND SHEET	6	12
571242-	TCPB-2017/18 TX BUDWOOD CERT PRGRM	6	13
571244-	TCPB-2017/18-CC TECHNICAL SUPPORT	6	13
650000-	SCHOLARSHIPS-BUDGET	6	13
650019-	ATHLETIC SCHOLARSHIPS OPERATING FD	6	13

Form: URGB01 (02/05/85)
Printed on a Xerox 9700 Laser Printing System at the Computing Services Center / Texas A&M University

Form: URGB01 (02/05/85)

Name	Account	Section	Page
ACADEMIC EXCELLENCE	218066-	3	14
ACCOUNTING/TRAVEL/PROP MGMT	220328-	3	18
ACCOUNTING/TRAVEL/PROP MGMT	120328-	2	6
ACCREDITATION SUPPORT	221089-	3	23
ADA ACCOMMODATION	221019-	3	19
ADMISSIONS OPERATING	216805-	3	10
ADVANCING LEADERS 2 THE DOCTORATE	502011-	6	8
ALLOW FOR DOUBTFUL ACCTS-AUX	300320-	5	1
ALLOW FOR DOUBTFUL ACCTS-DESIG	200320-	3	1
ALLOW FOR DOUBTFUL ACCTS-E&G	199920-	2	24
ALUMNI OFFICE	218022-	3	12
AMERICAN DEMOCRACY	232750-	3	28
ANIMAL & WILDLIFE SCIENCES	312330-	5	4
APPLIC FEE-UNDERGRAD-UNAPPROPR	216809-	3	10
APPLICATION FEE GRAD-REV	216850-	3	10
APPLICATION FEE UNDERGRAD-REV	216800-	3	9
APPLICATION FEE-GRAD-UNAPPROPRIATED	216859-	3	10
APPLIED MUSIC FEE - REV (LOCAL)	216600-	3	8
APPLIED MUSIC FEE-FALL REV (LOCAL)	216601-	3	9
APPLIED MUSIC FEE-OPERATING	216605-	3	9
APPLIED MUSIC FEE-UNAPPROPRIATED	216609-	3	9
ARTS & SCIENCES TRAVEL/PROF DEVEL	221099-	3	23
ASSOCIATE VP - ACADEMIC AFFAIRS	220316-	3	16
ASSOCIATE VP - ACADEMIC AFFAIRS	120316-	2	5
ATH FEE-RESV LONESTAR CONF PLAYOFFS	315086-	5	12
ATH SCHOL-FOOTBALL	315081-	5	11
ATH SCHOL-MEN'S BASEBALL	315073-	5	10
ATH SCHOL-MEN'S BASKETBALL	315082-	5	11
ATH SCHOL-MEN'S TRACK & FIELD	315076-	5	11
ATH SCHOL-WOMEN'S BASKETBALL	315078-	5	11
ATH SCHOL-WOMEN'S BEACH VOLLEYBALL	315074-	5	10
ATH SCHOL-WOMEN'S GOLF	315084-	5	12
ATH SCHOL-WOMEN'S SOFTBALL	315083-	5	11
ATH SCHOL-WOMEN'S TENNIS	315079-	5	11
ATH SCHOL-WOMEN'S TRACK & FIELD	315077-	5	11
ATH SCHOL-WOMEN'S VOLLEYBALL	315075-	5	11
ATH-FOOTBALL	315051-	5	8
ATH-MEN'S BASEBALL	315055-	5	9
ATH-MEN'S BASKETBALL	315052-	5	8
ATH-MEN'S TRACK & FIELD	315056-	5	9
ATH-TRAINER	315058-	5	10
ATH-WOMEN'S BASKETBALL	315053-	5	9
ATH-WOMEN'S GOLF	315061-	5	10
ATH-WOMEN'S SOFTBALL	315059-	5	10
ATH-WOMEN'S TENNIS	315062-	5	10
ATH-WOMEN'S TRACK & FIELD	315057-	5	9
ATH-WOMEN'S VOLLEYBALL	315054-	5	9
ATHLETIC ADVERTISING	324510-	5	15
ATHLETIC CONCESSIONS	315020-	5	8
ATHLETIC FACILITIES	315060-	5	10
ATHLETIC FEE-FALL REVENUE	315011-	5	8

Printed on a Xerox 9700 Laser Printing System at the Computing Services Center / Texas A&M University

Form: URGB01 (02/05/85)

Name	Account	Section	Page
ATHLETIC FEE-REVENUE	315010-	5	7
ATHLETIC FEE-SALARY SAVINGS	315080-	5	11
ATHLETIC SCHOLARSHIPS OPERATING FD	650019-	6	13
ATHLETICS-ADMIN	315050-	5	8
ATHLETICS-PLAYOFF GAMES HIGH SCHOOL	215051-	3	3
ATHLETICS-REGULAR HIGH SCHOOL ACTIV	215050-	3	3
AUXILIARY BUDGETS DUMMY	320001-	5	14
AUXILIARY OVERHEAD ASSESSMENT	299981-	4	1
AVP FINANCE AND COMPTROLLER	220324-	3	17
AVP FINANCE AND COMPTROLLER	120324-	2	6
AVP FOR STUDENT SUCCESS	312325-	5	4
AVP SPECIAL PROGRAMS	120314-	2	5
BAAS COORDINATOR	232601-	3	27
BISHOP HALL	331000-	5	15
BISHOP-MAINTENANCE RESERVE	331003-	5	15
BOOKSTORE	336000-	5	17
BSW-INST ENHANC-CLAS	260043-00005	3	33
BUDGET OFFICE	220329-	3	18
BUDGET OFFICE	120329-	2	6
BUSINESS OFFICE/LOANS & COLLECTIONS	120327-	2	6
BUSINESS OFFICE/LOANS & COLLECTIONS	220327-	3	18
CALL CENTER	218006-	3	11
CAMPUS ACTIVITIES BOARD	312590-	5	6
CAMPUS FOOD SERVICE	334000-	5	16
CAMPUS FOOD SERVICE-UNAPPROPRIATED	334009-	5	16
CAMPUS WIDE SHREDDING	258002-	3	32
CAREER SERVICES	310620-	5	2
CENTER FOR YOUNG CHILDREN	240001-	3	30
CENTER FOR YOUNG CHILDREN	312800-	5	6
CENTER FOR YOUNG CHILDREN	101061-	2	4
CENTER FOR YOUNG CHILDREN	140001-	2	17
CENTRAL RECEIVING AND STOREROOM	157001-	2	19
CENTRAL RECEIVING AND STOREROOM	257001-	3	32
CHORALE	218077-	3	15
CIS - PAYROLL	132606-	2	13
CIS - TELECOM	218010-	3	12
CIS - TTVN	248103-	3	31
CITRUS CENTER	160020-	2	20
CITRUS CENTER	100006-	2	1
CLAG-GRADUATE ASSISTANTS	221060-00002	3	20
CLAS-GRADUATE ASSISTANTS	221060-00001	3	20
CLAS-GRADUATE SCHOLARSHIPS	221062-00001	3	21
CLASSROOM TECHNOLOGY	154007-	2	19
CLBA-DISTANCE LEARNING FEE OPER	216405-	3	7
CLBA-DISTANCE LEARNING FEE REV	216400-	3	7
CLBA-DISTANCE LEARNING UNAPPROP	216409-	3	7
CLBA-GRADUATE ASSISTANTS	221060-00003	3	20
CLBA-GRADUATE SCHOLARSHIPS	221062-00003	3	21
CLED-GRADUATE ASSISTANTS	221060-00004	3	21
CLED-GRADUATE SCHOLARSHIPS	221062-00004	3	21
CLEN-GRADUATE ASSISTANTS	221060-00005	3	21

Printed on a Xerox 9700 Laser Printing System at the Computing Services Center / Texas A&M University

Form: URGB01 (02/05/85)

Name	Account	Section	Page
CLEN-GRADUATE SCHOLARSHIPS	221062-00005	3	21
COLLAB RESEARCH:TAMU-AGEP - ADMIN	505515-00001	6	9
COLLEGE OF AGRI AND HUMAN SCIENCES	237101-	3	29
COLLEGE OF AGRI AND HUMAN SCIENCES	137101-	2	15
COLLEGE OF ARTS AND SCIENCES	137201-	2	15
COLLEGE OF ARTS AND SCIENCES	237201-	3	29
COLLEGE OF BUSINESS ADMINISTRATION	237301-	3	29
COLLEGE OF BUSINESS ADMINISTRATION	137301-	2	15
COLLEGE OF EDUCATION	137501-	2	16
COLLEGE OF EDUCATION	237501-	3	29
COLLEGE OF ENGINEERING	237401-	3	29
COLLEGE OF ENGINEERING	137401-	2	16
COLLEGE OF GRADUATE STUDIES	137075-	2	15
COLLEGE OF GRADUATE STUDIES	237075-	3	29
COLLEGE OF PHARMACY SOFC	312317-	5	4
COMM/THEATRE ARTS-INST ENHANC-CLAS	260043-00003	3	32
COMMENCEMENT	221035-	3	20
CONDENSING FLUE GAS WATER VAPOR	539041-00001	6	10
CONTINUING EDUCATION PROGRAM	232595-	3	27
CONTINUING EDUCATION PROGRAM	132595-	2	13
COUNSELING CENTER	310600-	5	2
CREDIT CARD FEES	221080-	3	22
CRISP:GREEN & GRAY WATER INFRASTRTR	505516-	6	9
CTR FOR TEACHING EFFECTIVENESS	232616-	3	28
DEFERRED COMPENSATION AWARD	218097-	3	15
DEMONSTRATION PROJECT-HLB MGT IN TX	539035-	6	10
DEPARTMENT OF ACCOUNTING & FINANCE	232310-	3	26
DEPARTMENT OF ACCOUNTING & FINANCE	132310-	2	11
DEPARTMENT OF ART	232205-	3	24
DEPARTMENT OF ART, COMM, & THEATRES	232280-	3	25
DEPARTMENT OF ART, COMM, & THEATRES	132280-	2	11
DEPARTMENT OF CHEM AND NAT GAS ENG	132415-	2	12
DEPARTMENT OF CHEM AND NAT GAS ENG	232415-	3	26
DEPARTMENT OF CHEMISTRY	232215-	3	24
DEPARTMENT OF CHEMISTRY	132215-	2	10
DEPARTMENT OF ELEC ENG AND COMP SCI	132405-	2	11
DEPARTMENT OF ELEC ENG AND COMP SCI	232405-	3	26
DEPARTMENT OF HEALTH & KINESIOLOGY	232520-	3	27
DEPARTMENT OF HEALTH & KINESIOLOGY	132520-	2	13
DEPARTMENT OF HUMAN SCIENCE	132115-	2	10
DEPARTMENT OF HUMAN SCIENCE	232115-	3	23
DEPARTMENT OF INFORMATION SYSTEMS	232305-	3	26
DEPARTMENT OF INFORMATION SYSTEMS	132305-	2	11
DEPARTMENT OF LANG AND LITERATURE	132220-	2	10
DEPARTMENT OF LANG AND LITERATURE	232220-	3	24
DEPARTMENT OF MANAGEMENT AND MKTNG	232315-	3	26
DEPARTMENT OF MANAGEMENT AND MKTNG	132315-	2	11
DEPARTMENT OF MATHEMATICS	132250-	2	10
DEPARTMENT OF MATHEMATICS	232250-	3	24
DEPARTMENT OF MECH AND IND ENG	232410-	3	26
DEPARTMENT OF MECH AND IND ENG	132410-	2	12

Printed on a Xerox 9700 Laser Printing System at the Computing Services Center / Texas A&M University

Form: URGB01 (02/05/85)

Name	Account	Section	Page
DEPARTMENT OF MILITARY SCIENCE	132255-	2	10
DEPARTMENT OF MILITARY SCIENCE	232255-	3	24
DEPARTMENT OF MUSIC	232265-	3	25
DEPARTMENT OF MUSIC	132265-	2	11
DEPARTMENT OF PHYSICS/GEOSCIENCES	132270-	2	11
DEPARTMENT OF PHYSICS/GEOSCIENCES	232270-	3	25
DEPARTMENT OF POLITICAL SCIENCE	232230-	3	24
DEPARTMENT OF PSYCHOLOGY/SOCIOLOGY	232275-	3	25
DEPARTMENT OF PSYCHOLOGY/SOCIOLOGY	132275-	2	11
DEPT CLHS-COMM SCIENCES & DISORDERS	232261-	3	25
DEPT CLHS-SOCIAL WORK	232262-	3	25
DEPT CLINICAL HEALTH SCIENCES	232260-	3	25
DEPT CLINICAL HEALTH SCIENCES	132260-	2	11
DEPT OF ANIMAL, RANGLND, & WILDLIFE	132110-	2	10
DEPT OF ANIMAL, RANGLND, & WILDLIFE	232110-	3	23
DEPT OF CIVIL & ARCHITECTURAL ENG	232417-	3	26
DEPT OF CIVIL & ARCHITECTURAL ENG	132417-	2	12
DEPT OF EDUC LEADERSHIP & COUNSELNG	132511-	2	12
DEPT OF EDUC LEADERSHIP & COUNSELNG	232511-	3	27
DEPT OF ENVIRONMENTAL ENGINEERING	232416-	3	26
DEPT OF ENVIRONMENTAL ENGINEERING	132416-	2	12
DEPT OF HIST, POLITICAL SCI, & PHIL	132235-	2	10
DEPT OF HIST, POLITICAL SCI, & PHIL	232235-	3	24
DEPT OF TEACHER & BILINGUAL EDUC	232510-	3	27
DEPT OF TEACHER & BILINGUAL EDUC	132510-	2	12
DEPT. OF AG, AGRIBUS. & ENVIRON SCI	132100-	2	9
DEPT. OF AG, AGRIBUS. & ENVIRON SCI	232100-	3	23
DEPT. OF INDUSTRIAL MGMT & TECHNOL	232420-	3	27
DEPT. OF INDUSTRIAL MGMT & TECHNOL	132420-	2	12
DES TUITION RES GRAD SET ASIDES	218405-	3	16
DES TUITION RES UNDERGR SET ASIDES	218400-	3	15
DESIG TUIT-FALL NONRESIDENT GRAD	218009-00002	3	12
DESIG TUIT-FALL NONRESIDENT UG	218009-00001	3	12
DESIG TUIT-SPR/SUM NONRES GRAD	218008-00002	3	11
DESIG TUIT-SPR/SUM NONRES UG	218008-00001	3	11
DESIG TUITION-RES UNDERGR-FALL	218001-	3	11
DESIG TUITION-RES UNDERGR-SPR/SUMM	218000-	3	10
DESIG TUITION-RES-GRAD-FALL	218037-	3	13
DESIG TUITION-RES-GRAD-SPR/SUMM	218036-	3	13
DESIGNATED TUITION-UNAPPROPRIATED	218090-	3	15
DESIGNATED-BUDGETS DUMMY	200001-	3	1
DISABLED STUDENT SERVICES	312490-	5	5
DIST LEARN & INTRUC TECHGY SALARIES	132596-	2	13
DLIT AUDIO/VISUAL	216223-	3	5
DOCTORAL PROGRAM SUPPORT-CLEN	221067-00003	3	22
DOCTORAL PROGRAM SUPPORT-SESE	221067-00002	3	22
DPT OF BIOLOGICAL & HEALTH SCIENCES	232210-	3	24
DPT OF BIOLOGICAL & HEALTH SCIENCES	132210-	2	10
DUAL ENROLLMENT PROGRAM	132612-	2	13
DUAL ENROLLMENT PROGRAM	232612-	3	28
E TX COLLECT/DEV/RELEASE NTV SEEDS	511806-	6	10

Printed on a Xerox 9700 Laser Printing System at the Computing Services Center / Texas A&M University

Form: URGB01 (02/05/85)

Name	Account	Section	Page
E&G LUMP SUM VAC SERVICE DEPT	199960-	2	24
EAGLE FORD RESEARCH CENTER	221066-	3	21
EARLY DETECTION OF HLB-ROOT SAMPLES	511030-	6	9
EDUC EXCELLENCE INNOVATION-PREMONT	544003-	6	11
EDUC TALENT SEARCH 2016-2021-ADMIN	501021-00001	6	7
EFFECTOROMICS OF HLB ASSOC PATHOGEN	539037-	6	10
EFFECTS OF SNAKE VENOM CRISP TOXINS	503009-	6	8
ENGINEERING AND CAMPUS PLANNING	256001-	3	31
ENGINEERING AND CAMPUS PLANNING	156001-	2	19
ENGLISH LANGUAGE TRAINING CENTER	324180-	5	14
ENHANCED NTVE SEED-SO&WEST TX-BROWN	570102-	6	12
ENROLLMENT MANAGEMENT-CROFT	218005-	3	11
EOC REGULAR 2017-2022-ADMIN	501023-00001	6	7
EOC RURAL 2016-2021-ADMINISTRATIVE	501018-00001	6	6
EPA CONFERENCE	324713-	5	15
EQUIPMENT FEES	337035-	5	18
FAC INVESTMENT PROG-NON DIST LEARNG	232770-	3	28
FAC/STAFF SALARIES-INST ENHANC-CLAS	260043-00001	3	32
FAC/STAFF SALARIES-INST ENHANC-CLAS	160043-00001	2	21
FACULTY SALARY SAVINGS	132999-	2	15
FACULTY SENATE	221078-	3	22
FACULTY/STAFF RECRUITMENT	218055-	3	13
FALL LATE REGISTRATION FEE-BUSO	201651-	3	2
FALL LATE REGISTRATION FEE-EMGT	201653-	3	2
FALL SEMESTER TUITION-NON RESIDENT	101001-	2	3
FALL SEMESTER TUITION-RESIDENT	101000-	2	3
FALL-GROUP HOSPITAL FEE	216551-	3	8
FALL-STUDENT CENTER COMPLEX FEE	216751-	3	9
FARM	101065-	2	4
FARM-ANORUO	240005-00005	3	30
FARM-BEEF UNIT	240005-00008	3	30
FARM-GARCIA	240005-00007	3	30
FARM-GOAT UNIT	240005-00010	3	31
FARM-OPERATING	240005-00001	3	30
FARM-OPERATING	140005-00001	2	17
FARM-RUPPERT	240005-00006	3	30
FARM-SCHUSTER	240005-00003	3	30
FARM-STANKO	240005-00004	3	30
FARM-SWINE UNIT	240005-00009	3	30
FEDERAL GRANTS - BUDGET DUMMY	410008-	6	1
FEE REMISSIONS AND EXEMPTIONS	260001-	3	32
FEE REMISSIONS AND EXEMPTIONS	306001-	5	1
FORENSIC	311750-	5	3
FRIENDS OF THE JOHN E CONNER MUSEUM	323800-	5	14
FY13 ACADEMIC AFFAIRS SUPPORT ACCT	218047-	3	13
FY13 GROWTH FUND	218048-	3	13
FY14-21 GEAR UP PARTNERSHIP-ADMIN	501015-00001	6	6
FY15-19 MCNAIR SCHOLARS-ADMINISTRAT	501014-00001	6	6
FY17-CITRUS GERMPLASM SAFEKEEPING	511040-	6	9
FY18 BOBWHITE POPULATION/GRAZING	570080-00004	6	12
GAIN OF FUNCTION TOXICITY IN POLYG	503007-	6	8

Printed on a Xerox 9700 Laser Printing System at the Computing Services Center / Texas A&M University

Form: URGB01 (02/05/85)

Name	Account	Section	Page
GAMEBIRDS IN THE COASTAL PRAIRIE	570103-	6	12
GENE EXPRESSION-OBESITY/T2 DIABETES	503008-	6	8
GENERAL FUNDS-UNAPPROPRIATED SURPLU	119960-	2	5
GRADUATE ADMISSIONS	216855-	3	10
GRADUATE SCHOLARSHIPS-NEW GRAD STD	221061-	3	21
GRANTS & CONTRACTS	220326-	3	17
GRANTS & CONTRACTS	120326-	2	6
GREEK LIFE & FAMILY WEEKEND PROGRAM	310635-	5	2
GREENHOUSE LEASE	218004-	3	11
GROUP HOSPITAL FEE	216550-	3	8
GROUP HOSPITAL FEE-UNAPPROPRIATED	216559-	3	8
GROUP INS-ST CONTRIB-HI ED	100029-	2	1
GRST-GRADUATE ASSISTANTS	221060-00006	3	21
HAVEN & ALCOHOL EDUCATION	312650-	5	6
HAZARDOUS WASTE MANAGEMENT	218033-	3	13
HEALTH SERVICES AND WELLNESS	216555-	3	8
HEALTH SERVICES AND WELLNESS-SALES	216556-	3	8
HEF	100034-	2	2
HEF-CLASSROOM REFRESH	160985-	2	24
HEF-COMPUTER REFRESH	160978-	2	23
HEF-LIBRARY-OPER/SUBSCRIPTIONS	160977-	2	23
HEF-NETWORK REFRESH	160979-	2	23
HEF-PHONE REFRESH	160976-	2	23
HEF-SERVER REFRESH	160975-	2	23
HOGGIE DAYS ORIENT FEE REVENUE	318000-	5	13
HOGGIE DAYS ORIENTATION EXPENSES	318005-	5	13
HOGGIE DAYS ORIENTATION-UNAPPROP	318009-	5	13
HONORS COLLEGE	237601-	3	29
HONORS COLLEGE	137601-	2	16
I-CARE-ACAD RESEARCH AND ENGAGEMENT	501017-	6	6
I/C AVP & COMPTROLLER	280731-	3	34
I/C BIOLOGY DEPT-RESEARCH	280030-	3	33
I/C NTRC DEPT-RESEARCH	280031-	3	34
I/C PI RESEARCH-JONES	280257-	3	34
I/C PI RESEARCH-KARNAE	280272-	3	34
INDIRECT COST REVENUE	280000-	3	33
INDIRECT COST UNAPPROPRIATED	280999-	3	34
INST ENHANC-EXP ENG EDUC.-CLEN	260130-00001	3	33
INST ENHANC-EXP ENG EDUCATION	160130-	2	22
INST ENHANC-PROG DEV-COL OF AG	160042-	2	21
INST ENHANC-PROG DEV-COL OF AG	260042-	3	32
INST ENHANC-PROG DEV-COL OF BUS	260044-	3	33
INST ENHANC-PROG DEV-COL OF ED	260041-	3	32
INST ENHANC-PROG DEV-COLL OF BUS	160044-	2	21
INST ENHANC-PROG DEV-CSDO	160045-	2	21
INST ENHANC-PROG DEV-CSDO	260045-	3	33
INST ENHANC-PROG DEV-STUDNT SUCCESS	160040-	2	21
INST ENHANCE-PROG DEV-COL OF ED	160041-	2	21
INST PLANNING/ASSESSMENT-OPERATING	220319-	3	17
INSTIT. SUPPORT CONT & MAINT-FISCAL	221018-	3	19
INSTITUTIONAL ENHANCEMENT-ACAD SPT	100053-	2	2

Printed on a Xerox 9700 Laser Printing System at the Computing Services Center / Texas A&M University

Form: URGB01 (02/05/85)

Name	Account	Section	Page
INSTITUTIONAL ENHANCEMENT-CPDT	260192-	3	33
INSTITUTIONAL ENHANCEMENT-INST SPT	100054-	2	2
INSTITUTIONAL ENHANCEMENT-RESEARCH	100052-	2	2
INSTITUTIONAL MEMBERSHIPS	221045-	3	20
INSTITUTIONAL RESEARCH & ASSESSMENT	221014-	3	19
INSTITUTIONAL RESEARCH & ASSESSMENT	121014-	2	7
INSURANCE	250025-	3	31
INT'L STUDIES & PROGRAM OPERATING	232604-	3	28
INTEREST-LOCAL FDS STATE TREASURY	101087-	2	4
INTERNATIONAL & MULTICULTURAL STUD	312595-	5	6
INTERNATIONAL APPL-GRAD-REV	216851-	3	10
INTERNATIONAL APPL-UNDERGRAD-REV	216801-	3	9
INTERNATIONAL GRAD. ADM-RECRUITERS	218081-	3	15
INTERNATIONAL ORIENTATION FEE REV	318500-	5	13
INTERNATIONAL ORIENTATION UNAPPROP	318509-	5	13
INTERNATIONAL STUDENT ACTIVITIES	318506-	5	13
INTERNATIONAL STUDENT INSURANCE	200605-	3	1
INTERNATIONAL STUDIES & PROGRAMS	132604-	2	13
INTL ORIENTATION FEE REV-FALL	318501-	5	13
INVESTMENT GAINS HOLDING ACCOUNT	201571-	3	1
ITECH AUX OVERHEAD CHARGES	325001-	5	15
JAVELINA ENROLLMENT SERVICES	310680-	5	2
JAVELINA ENROLLMENT SERVICES	120417-	2	7
JAVELINA EXPRESS	220428-	3	19
JAVELINA GOLDS	218065-	3	14
JAVELINA ON THE BORDER GOLF CLASSIC	215018-00001	3	3
JAVELINA PREVIEW DAYS	220427-	3	18
JAVELINA WELCOME	312300-	5	4
JAZZ FESTIVAL	312460-	5	4
JOHN E CONNER MUSEUM	160030-	2	20
JOHN E. CONNER MUSEUM	100009-	2	1
JONES AUDITORIUM	232285-	3	25
K T A I RADIO STATION	311560-	5	3
KING RANCH INSTITUTE	100027-	2	1
KING RANCH INSTITUTE FOR RANCH MGMT	160350-	2	23
LAB FEES	232800-	3	29
LABORATORY FEES	101025-	2	4
LANG/LITERATURE-INST ENHANC-CLAS	260043-00002	3	32
LASERFICHE SHARED SERVICES	218083-	3	15
LATE PAYMENT FEE	201641-	3	1
LATE REGISTRATION FEE-BUSO	201650-	3	1
LATE REGISTRATION FEE-EMGT	201652-	3	2
LEADERS:EXPERIENTIAL RESEARCH SKILL	502006-	6	8
LIBRARY OPERATIONS	148101-	2	18
LIVESTOCK EVALUATION TEAM	312810-	5	6
LIVING/LEARNING COMMUNITY	312020-	5	3
LOCAL LUMP SUM VAC SERVICE DEPT	299980-	4	1
LONGEVITY-ACADEMIC SUPPORT	137995-	2	16
LONGEVITY-INSTITUTIONAL SUPPORT	121995-	2	9
LONGEVITY-INSTRUCTION	132995-	2	15
LONGEVITY-O&M PLANT	158995-	2	19

Printed on a Xerox 9700 Laser Printing System at the Computing Services Center / Texas A&M University

Form: URGB01 (02/05/85)

Name	Account	Section	Page
LONGEVITY-RESEARCH	141995-	2	17
LONGEVITY-STUDENT SERVICE	121055-	2	8
LUCIO HALL	341000-	5	19
LUCIO HALL-MAINT RESERVE	341003-	5	19
LYNCH HALL	339000-	5	18
LYNCH-MAINTENANCE RESERVE	339003-	5	18
MAIL SERVICES	218028-	3	12
MARIACHI	312470-	5	5
MARKETING CAMPAIGN	218071-	3	14
MARTIN HALL	332000-	5	16
MARTIN HALL - SUMMER OPERATIONS	332001-	5	16
MARTIN-MAINTENANCE RESERVE	332003-	5	16
MATCH-MD 503004-ANIMAL/BIOL MATERIA	145020-00003	2	18
MATCH-MD 503004-YR17 ANIMAL/BIOL	145020-00004	2	18
MATCH-MD 533004-MULEDEER TX PANHAND	463962-00008	6	5
MATCH-MD 533006-PRONGHORN IN TX	463954-00001	6	4
MATCH-MD 535003-JONES RESEARCH	145044-00006	2	18
MATCH-MD 535501-LAGMADRE ESTUARY	145044-00007	2	18
MATCH-MD 537005 2015-16 TITLE IVE	145412-00006	2	18
MATCH-MD 543004-WHITE FRONTED GEESE	463949-00012	6	4
MATCH-MD 543005 - SANDHILL CRANES	463949-00013	6	4
MATCH-MD-507006-NCR DOCTORAL FELLOW	145049-00001	2	18
MATCH-STARS SCHOLARSHIP PROGRAM	218074-	3	14
MATCH-VC - 521009 - WATER..	160024-00005	2	20
MATCH-VC 533007-CWD WHITE TAIL DEER	160153-00001	2	22
MATCH-VC 570051-CATTLE;WH TAIL DEER	463954-00006	6	5
MATCH-VC 570108 CNTRL TX QUAIL RSRC	463961-00008	6	5
MATCH-VC 571241-ALL PLANT-GENE GUN	160024-00003	2	20
MATCH-VC 571244-TECH SUPPORT	160021-00027	2	20
MATCH-VC-570085-SEASONAL BURN EWF	463964-00005	6	5
MATCH-VC-570107-DELIV OF ACARICIDES	463952-00010	6	4
MATCH-VC/TE 502010-BRIDGING STUDENT	160024-00010	2	20
MATCH:MANDATORY-533005-DNA TECH	463952-00007	6	4
MATCHING SOCIAL SECURITY-AS	137994-	2	16
MATCHING SOCIAL SECURITY-INSTR	132994-	2	14
MATCHING SOCIAL SECURITY-IS	121994-	2	9
MATCHING SOCIAL SECURITY-O&M PLANT	158994-	2	19
MATCHING SOCIAL SECURITY-RESEARCH	141994-	2	17
MATCHING SOCIAL SECURITY-SS	121054-	2	8
MEAT JUDGING TEAM	310112-	5	1
MESQUITE VILLAGE WEST	342000-	5	19
MESQUITE VILLAGE WEST-MAINT RESV	342003-	5	20
MULTICULTURAL HERITAGE	312551-	5	5
MUSEUM FUND CITY OF KINGSVILLE	214520-	3	2
MUSIC SCHOLARSHIPS	218076-	3	14
NATIONAL FERAL SWINE DAMAGE MANAGE	511045-	6	10
NATIVE PRAIRIE RESTORATION PLANTING	570106-	6	12
NEED BASED SCHOLARSHIP FUND	219500-	3	16
NEW APPROVED FUNDING	132650-	2	14
NG-CITRUS RESEARCH FUND-DONATIONS	461501-	6	3
NG-CKF KLEBERG HALL NATURAL HISTORY	461901-	6	3

Printed on a Xerox 9700 Laser Printing System at the Computing Services Center / Texas A&M University

Form: URGB01 (02/05/85)

Name	Account	Section	Page
NG-COLLAB.STEM LEARNING INFORM. SET	460710-	6	2
NG-DOTTERWEICH CHAIR SUPP. RESEARCH	460706-	6	2
NG-KLEBERG WILDLIFE RESEARCH INSTIT	463900-	6	3
NG-KRIRM-OPERATING	464001-	6	5
NG-PAUL C GENHO END CHAIR RANCH MAN	464007-	6	5
NG-PRIVATE GRANTS & CONTR. BUDGETS	460098-	6	2
NG-PROGRAM INCOME-400138 VIPER	460571-	6	2
NG-ST NATIVE PLANT RESTORATION DONA	463929-	6	3
NG-WEST TEXAS NATIVE SEED PROJECT	463936-	6	4
NG-WILD CATS CONSERVATION FUND	463802-	6	3
NON-RESIDENT PUBLIC EDUCATION GRANT	219005-	3	16
NUERONAL PLASTICITY & AXON REGEN	503005-	6	8
OASI MATCHING ESTIMATED	100011-	2	1
OFFICE OF ACADEMIC AFFAIRS	120315-	2	5
OFFICE OF ACADEMIC AFFAIRS	220315-	3	16
OFFICE OF ADMISSIONS	120427-	2	7
OFFICE OF AVP-STUDENT SUCCESS	120416-	2	6
OFFICE OF AVP-STUDENT SUCCESS	220416-	3	18
OFFICE OF COMPLIANCE	220317-	3	17
OFFICE OF COMPLIANCE	120317-	2	5
OFFICE OF DEVELOPMENT	221023-	3	19
OFFICE OF ENROLLMENT MANAGEMENT	218007-	3	11
OFFICE OF ENROLLMENT MANAGEMENT	120418-	2	7
OFFICE OF FACILITIES MANAGEMENT	150020-	2	18
OFFICE OF FACILITIES MANAGEMENT	250020-	3	31
OFFICE OF PERSONNEL/EEO SERVICES	220325-	3	17
OFFICE OF PERSONNEL/EEO SERVICES	120325-	2	6
OFFICE OF REGISTRAR	120425-	2	7
OFFICE OF REGISTRAR	220425-	3	18
OFFICE OF RESIDENCE LIFE	341001-	5	19
OFFICE OF RISK & COMPLIANCE	258001-	3	32
OFFICE OF RISK & COMPLIANCE	158001-	2	19
OFFICE OF STUDENT FIN AID SERVICES	120415-	2	6
OFFICE OF STUDENT FIN AID SERVICES	220415-	3	18
OFFICE OF THE DEAN OF STUDENTS	310610-	5	2
OFFICE OF THE PRESIDENT	220310-	3	16
OFFICE OF THE PRESIDENT	120310-	2	5
OPTIONAL RETIREMENT PROGRAM	100036-	2	2
ORP/TRS STATE & UNIV-ACADEMIC SPT	137993-	2	16
ORP/TRS STATE & UNIV-INSTIT SPT	121993-	2	9
ORP/TRS STATE & UNIV-INSTRUCTION	132993-	2	14
ORP/TRS STATE & UNIV-O&M PLANT	158993-	2	19
ORP/TRS STATE & UNIV-RESEARCH	141993-	2	17
ORP/TRS STATE & UNIV-STUDENT SVC	121053-	2	7
OUTREACH & ENROLLMENT SUPPORT SVC	120426-	2	7
OUTREACH & ENROLLMENT SUPPORT SVC	220426-	3	18
PARENT CAMPAIGN	221043-	3	20
PARKING REVENUES	315025-	5	8
PATHWAYS ACADEMIC ASSISTANCE CENTER	232618-	3	28
PAYROLL SERVICES	220323-	3	17
PAYROLL SERVICES	120323-	2	5

Printed on a Xerox 9700 Laser Printing System at the Computing Services Center / Texas A&M University

Form: URGB01 (02/05/85)

Name	Account	Section	Page
PELL 2018-2019-FEDERAL	400059-	6	1
PH.D IN ENVIRONMENTAL ENGINEERING	160048-	2	21
PH.D. IN ENGINEERING	100014-	2	1
PHYSICAL EDUCATION CENTER	132540-	2	13
PHYSICAL EDUCATION CENTER	232540-	3	27
POST OFFICE	310611-	5	2
POTEET HALL/ACADEMY HS	338000-	5	18
PREMONT ALLIANCE	221085-	3	22
PRESIDENTIAL ARTS SERIES	312520-	5	5
PRESIDENTIAL SCHOLARSHIPS	218068-	3	14
PRESIDENTIAL SERVICES	218030-	3	12
PROVOST - OPERATIONS	218003-	3	11
PUBLIC AFFAIRS, PUB AND INFO SERV	221025-	3	19
PUBLIC AFFAIRS, PUB AND INFO SERV	121025-	2	7
QEP - FIELD TRIPS TRAVEL	218079-	3	15
QUALITY ENHANCEMENT PLAN	221200-	3	23
REC SPORTS COMPLEX OPERATING	314002-	5	7
REC SPORTS FEE-CHEERLEADING OPER	314004-	5	7
REC SPORTS FEE-FALL REV	314001-	5	7
REC SPORTS FEE-OPERATING	314005-	5	7
REC SPORTS FEE-REVENUE	314000-	5	6
REC SPORTS FEE-UNAPPROPRIATED	314009-	5	7
REC SPORTS MAINTENANCE RESERVE	314003-	5	7
REC SPORTS-INTRAMURAL SPORTS OPER	314008-	5	7
RECRUITMENT SCHOLARSHIPS	218063-	3	14
RESEARCH & SPONSORED PROGRAMS	241803-	3	31
RESEARCH & SPONSORED PROGRAMS	141803-	2	17
RESEARCH EXCELLENCE FUNDING	100044-	2	2
RESERVE FOR REVENUE DEFICIT	218095-	3	15
RESERVE FOR STAFF ADJUSTMENTS	121891-	2	8
RESIDENT PUBLIC EDUCATION GRANT	219000-	3	16
RESIDUAL-RESEARCH-CKWR	209520-	3	2
REV/EXP ATHLETICS MINIBUS,BUS,& CAR	315088-	5	12
RODEO TEAM	310110-	5	1
SACS ACCREDITATION	221088-	3	22
SAGO ASSESSMENT	281000-	3	34
SALARY SAVINGS-DESIGNATED TUITION	218099-	3	15
SALARY SAVINGS-GROUP HOSPITAL FEE	216558-	3	8
SALARY SAVINGS-LYNCH	339090-	5	19
SALARY SAVINGS-NON FACULTY	121999-	2	9
SALARY SAVINGS-PRESIDENT OFFICE	121987-	2	8
SALARY SAVINGS-SUB	337090-	5	18
SALARY SAVINGS-VP-ACADEMIC AFFAIRS	121988-	2	8
SALARY SAVINGS-VP-FINANCE & ADMIN	121990-	2	8
SALARY SAVINGS-VP-STUDENT AFFAIRS	121991-	2	9
SCHOLARSHIPS-BUDGET	650000-	6	13
SEOG 2018-2019-FEDERAL	400039-	6	1
SERVICE DEPARTMENT - POST OFFICE	299992-	4	1
SERVICE DEPARTMENT - UCI	299999-	4	1
SERVICE DEPARTMENT -UPD	299989-	4	1
SGIP-ACADEMIC SUPPORT	137996-	2	16

Printed on a Xerox 9700 Laser Printing System at the Computing Services Center / Texas A&M University

Form: URGB01 (02/05/85)

Name	Account	Section	Page
SGIP-INSTITUTIONAL SUPPORT	121996-	2	9
SGIP-INSTRUCTION	132996-	2	15
SGIP-O&M PLANT	158996-	2	19
SGIP-RESEARCH	141996-	2	17
SGIP-RETIREES	121001-	2	7
SGIP-STUDENT SERVICE	121056-	2	8
SIX SIGMA	218032-	3	12
SOC/PSYCH-INST ENHANC-CLAS	260043-00004	3	33
SOUTH TEXAN	311550-	5	3
SOUTH TEXAS ARCHIVES	100033-	2	2
SOUTH TEXAS ARCHIVES	160170-	2	22
SPEC-STUDENT SERVICES	310700-	5	3
SPRING INTERSESSION TUITION - RES	101008-	2	3
SPRING INTERSESSION TUITION-NON RES	101009-	2	3
SPRING SEMESTER TUITION-NON RESIDEN	101003-	2	3
SPRING SEMESTER TUITION-RESIDENT	101002-	2	3
SSC CONTRACT	299986-	4	1
SSF ALLOCATION FOR SSC EXPENSE	319995-	5	14
SSS 2016-2020-ADMININSTRATIVE	501016-00001	6	6
SSS-STEM-2016-2020-ADMINISTRATIVE	501020-00001	6	7
STAFF COUNCIL	221090-	3	23
STATE BASIC AID	100013-	2	1
STATE GRANTS - BUDGETS DUMMY	440098-	6	2
STN-PLANT RESTORE-SOTX SAND SHEET	570110-	6	12
STRATEGIC SOURCING & GEN. SERVICES	120322-	2	5
STRATEGIC SOURCING & GEN. SERVICES	220322-	3	17
STUDENT & SCHOLAR SERVICE	132605-	2	13
STUDENT & SCHOLAR SERVICE OPERATING	232605-	3	28
STUDENT & SCHOLAR SERVICE SUPPORT	216856-	3	10
STUDENT ACTIVITIES	310630-	5	2
STUDENT CENTER COMPLEX FEE-REVENUE	216750-	3	9
STUDENT CENTER COMPLEX FEE-UNAPPRO	216759-	3	9
STUDENT ENGAGEMENT BUDGETS	218080-	3	15
STUDENT FINANCE	120330-	2	6
STUDENT GOVERNMENT ASSOCIATION	311350-	5	3
STUDENT INTERNS	218064-	3	14
STUDENT INTERPRETER SERVICES	312491-	5	5
STUDENT ORGANIZATION FUNDING	312580-	5	6
STUDENT SERVICE FEE	303510-	5	1
STUDENT SERVICE FEE SAL SAVINGS	319991-	5	14
STUDENT SERVICE FEE UNAPPROPRIATED	319990-	5	13
STUDENT SERVICE FEE-FALL	303511-	5	1
STUDENT SUSTAINABILITY	312510-	5	5
STUDENT UNION BUILDING	337000-	5	17
STUDENT UNION DINING FACILITIES	337001-	5	17
STUDENT UNION RENTAL ACTIVITIES	337025-	5	18
SUB-MAINTENANCE RESERVE	337003-	5	18
SUMMER I TUITION-NON RESIDENT	101005-	2	3
SUMMER I TUITION-RESIDENT	101004-	2	3
TAMUK BAND	310020-	5	1
TAMUK BAND UNIFORMS	310025-	5	1

Printed on a Xerox 9700 Laser Printing System at the Computing Services Center / Texas A&M University

Form: URGB01 (02/05/85)

Name	Account	Section	Page
TAMUK-CHORALE	312480-	5	5
TAMUK-FOUNDATION, INC. (IDT)-PRIV	202010-	3	2
TCPB-2017/18 TX BUDWOOD CERT PRGRM	571242-	6	13
TCPB-2017/18-CC TECHNICAL SUPPORT	571244-	6	13
TCRF FY18&19 CITRUS CENTER	160320-00001	2	22
TCRF FY18&19 INST UNDERGRAD RESEARC	160324-00001	2	22
TCRF FY18&19 LIBRARY RS ACQUISITION	160321-	2	22
TCRF FY18&19 NEW FACULTY START-UP	160323-00001	2	22
TCRF FY18&19 OSR MATCH	160325-00002	2	23
TCRF FY18&19 OSR OPERATING	160325-00001	2	23
TCRF FY18&19 UNIV.RESEARCH AWARDS	160326-00001	2	23
TEACHERS RETIREMENT SYSTEM	100035-	2	2
TECHNIQUES CONVERTING BERMUDAGRASS	550004-	6	11
TESTING	312340-	5	4
TEXAN BILLING	221017-	3	19
THEATER	311756-	5	3
THECB-TEXAS GRANT	440009-	6	1
TRANSCULTURATION PROJECT TRAVEL	218024-	3	12
TRANSFER SCHOLARSHIPS	218062-	3	14
TRANSFER STUDENT SUCCESS INITIATIVE	312320-	5	4
TRAVEL & OUTREACH SA/AS/HS AREAS	221042-	3	20
TRB ADMINISTRATIVE EXPENSE	218043-	3	13
TTI- PRIORITY SCHOOLS-PREMONT ELEM	544004-	6	11
TUITION DISCOUNTING (CONTRA REV)	400998-	6	1
TUITION DISCOUNTING (CONTRA REV)	218998-	3	16
TUITION DISCOUNTING (CONTRA REV)	319998-	5	14
TUITION DISCOUNTING (CONTRA REV)	101098-	2	4
TUITION DISCOUNTING-E&G EXP	199999-	2	24
TUITION REBATE	160002-	2	20
TUITION REMISSIONS AND EXEMPTIONS	160001-	2	20
TUITION REVENUE BONDS	100024-	2	1
TUITION-EXCESSIVE HOURS	101020-	2	4
TUITION-EXCESSIVE HOURS-FALL	101021-	2	4
TURNER HALL	335000-	5	17
TURNER-MAINTENANCE RESERVE	335003-	5	17
TX 17-CITRUS COMMODITY PEST SURVEY	511041-	6	9
TXDOT 0-6665-2018 NTVE PLANT INTEG	541016-	6	11
UBMS REGULAR 2017-2022-ADMIN	501024-00001	6	7
UCI-ACADEMIC SUPPORT	137998-	2	16
UCI-INSTITUTIONAL SUPPORT	121998-	2	9
UCI-INSTRUCTION	132998-	2	15
UCI-O&M PLANT	158998-	2	20
UCI-RESEARCH	141998-	2	17
UCI-STUDENT SERVICE	121058-	2	8
UNALLOC FAC SAL-CLAG	132961-	2	14
UNALLOC FAC SAL-CLAS	132962-	2	14
UNALLOC FAC SAL-CLBA	132963-	2	14
UNALLOC FAC SAL-CLED	132965-	2	14
UNALLOC FAC SAL-CLEN	132964-	2	14
UNALLOC FACULTY SALARIES FOR DEPTS	132985-	2	14
UNALLOCATED SUMMER FACULTY SALARIES	132615-	2	13

Printed on a Xerox 9700 Laser Printing System at the Computing Services Center / Texas A&M University

Form: URGB01 (02/05/85)

Name	Account	Section	Page
UNAPPROPRIATED-BISHOP HALL	331099-	5	16
UNAPPROPRIATED-LUCIO HALL	341099-	5	19
UNAPPROPRIATED-LYNCH HALL	339099-	5	19
UNAPPROPRIATED-MARTIN HALL	332099-	5	16
UNAPPROPRIATED-MESQUITE WEST-HONORS	342099-	5	20
UNAPPROPRIATED-POTEET HALL	338099-	5	18
UNAPPROPRIATED-TURNER HALL	335099-	5	17
UNAPPROPRIATED-UNIVERSITY BOOKSTORE	336099-	5	17
UNEMPLOYMENT COMPENSATION INSURANCE	100037-	2	2
UNIVERSITY ASSESSMENTS	232620-	3	28
UNIVERSITY FRUIT SALES	215092-	3	3
UNIVERSITY LECTURESHIP SERIES	312010-	5	3
UNIVERSITY MAGAZINE-JAVELINA TODAY	221027-	3	20
UNIVERSITY POLICE	251001-	3	31
UNIVERSITY POLICE	151001-	2	18
UNIVERSITY PUBLICATIONS	121079-	2	8
UNIVERSITY PUBLICATIONS	221079-	3	22
UNIVERSITY PUBLICATIONS-AA	221077-	3	22
UNIVERSITY PUBLICATIONS-EM	221076-	3	22
UPD	312905-	5	6
UPD-OPERATING	317005-	5	12
UPD-PARKING LOT MAINTENANCE RESERVE	317004-	5	12
UPD-PARKING METER	317003-	5	12
UPD-PARKING PERMITS	317000-	5	12
UPD-SALARY SAVINGS	317008-	5	13
UPD-UNAPPROPRIATED	317009-	5	13
USF ACADEMIC ADVISING OPERATING	216200-	3	4
USF AVPS ENHANCEMENT	216260-	3	6
USF CLAG ENHANCEMENT-CLAG	216256-00001	3	6
USF CLAS ENHANCEMENT	216255-00001	3	6
USF CLBA ENHANCEMENT	216257-	3	6
USF CLED ENHANCEMENT	216258-	3	6
USF CLEN ENHANCEMENT-CLEN	216259-00001	3	6
USF DISTANCE LEARNING	216222-	3	5
USF ENTERPRISE INFORMATION SYSTEM	216280-	3	7
USF FALL-NONRESIDENT-GRAD	216101-00002	3	3
USF FALL-NONRESIDENT-UNDERGRAD	216101-00001	3	3
USF FALL-RESIDENT-GRAD	216100-00002	3	3
USF FALL-RESIDENT-UNDERGRAD	216100-00001	3	3
USF GRADUATION OPERATING	216250-	3	6
USF ID CARD OPERATING	216205-	3	4
USF INTERNTNL ED SCHOLARSHIP	216210-	3	4
USF ITECH MAINT. CONTRACT RENEWALS	216221-	3	5
USF ITECH OPERATING	216220-	3	5
USF LIBRARY OPERATIONS	216230-	3	5
USF MITC	216270-	3	7
USF REGISTRAR OPERATING	216215-	3	5
USF SALARY SAVINGS	216298-	3	7
USF SPECIAL PROJECTS	216252-	3	6
USF SPR/SUMM-NONRESIDENT-GRAD	216103-00002	3	4
USF SPR/SUMM-NONRESIDENT-UNDERGRAD	216103-00001	3	4

Printed on a Xerox 9700 Laser Printing System at the Computing Services Center / Texas A&M University

Form: URGB01 (02/05/85)

Name	Account	Section	Page
USF SPR/SUMM-RESIDENT-GRAD	216102-00002	3	4
USF SPR/SUMM-RESIDENT-UNDERGRAD	216102-00001	3	4
USF SSC CONTRACT ALLOCATION	216281-	3	7
USF SUSTAINABILITY OPERATIONS	216240-	3	5
USF TRANSPORTATION & SAFETY OPER	216245-	3	6
USF UNAPPROPRIATED	216109-	3	4
USF UTILITIES	216282-	3	7
USF WESLACO ENGINEERING SCHOLARSHIP	216266-	3	6
USF-SAGO ASSESSMENT	216290-	3	7
UTILITIES	255001-	3	31
VALLEY VISITOR CENTER	220429-	3	19
VECTOR MANAGEMENT UNDER HLB STRESS	539044-	6	11
VET TECH PROGRAM	232120-	3	23
VET TECH PROGRAM	160060-	2	21
VET TECH PROGRAM	100025-	2	1
VETERANS AFFAIRS OFFICE	120414-	2	6
VP FINANCE & ADMINISTRATION	120320-	2	5
VP FINANCE & ADMINISTRATION	220320-	3	17
VP STUDENT AFFAIRS & ADMIN	120419-	2	7
VP-INTRCOLLEGIATE ATHL & CAMPUS REC	120318-	2	5
VPSA STUDENT SERVICES	312316-	5	4
WATER USE EFFICIENCY & CONSERVATION	547501-	6	11
WCI-ACADEMIC SUPPORT	137997-	2	16
WCI-INSTITUTIONAL SUPPORT	121997-	2	9
WCI-INSTRUCTION	132997-	2	15
WCI-O&M PLANT	158997-	2	19
WCI-RESEARCH	141997-	2	17
WCI-STUDENT SERVICE	121057-	2	8
WESLACO ENGINEERING FACULTY	132430-	2	12
WESLACO ENGINEERING INITIATIVE	132425-	2	12
WESLACO ENGINEERING INITIATIVE	232425-	3	27
WILDLIFE CENTER	324800-	5	15
WILDLIFE RESEARCH INSTITUTE	100026-	2	1
WILDLIFE RESEARCH INSTITUTE	160150-	2	22
WINTER INTERSESSION TUITION- RES	101010-	2	4
WINTER INTERSESSION TUITION-NON-RES	101011-	2	4
WOMEN'S ENRICHMENT	216554-	3	8
WORKSTUDY PROGRAM SALARIES 2019-FED	400049-	6	1
WRITING CENTER	218040-	3	13
2017-19 NATIVE SEEDS-WST TX/COASTAL	511805-	6	10
2017-2018 TX CITRUS CLEAN PLANT	511042-	6	9
2017-2020 SOTX NATIVES-KLEBERG FND	570101-	6	12
2017-2022 UBMS RURAL-ADMINISTRATIVE	501025-00001	6	7
2017-2022 UPWARD BOUND-REG-ADMIN	501019-00001	6	6
2017-2022 UPWARD BOUND-RURAL-ADMIN	501022-00001	6	7

Printed on a Xerox 9700 Laser Printing System at the Computing Services Center / Texas A&M University

12.03.99.K1 Teaching Load Credits

Approved November 6, 2014
Next Scheduled Review: November 6, 2016

Rule Statement

To facilitate fair and equitable faculty workloads, Texas A&M University-Kingsville awards faculty members Teaching Load Credits (TLCs) for teaching and other functions.

Reason for Rule

This rule is required by System Policy *12.03, Faculty Academic Workload and Reporting Requirements.*

Procedures and Responsibilities

The type of instruction determines how each course is calculated as a part of a faculty member's classroom teaching credits during the long semesters of the regular academic year. The various types of instruction include: Classroom lecture and seminar, laboratory, studio, practicum, student teaching, internships, independent study, special problems, and research. Release time from teaching can be awarded for various activities. The concept of teaching load credits applies only to long semesters. Summer Sessions or shortened terms invoke separate procedures.

1. Teaching Load Credits (TLCs) will be assigned according to the following guidelines.

    1.1 Lecture and Seminar

        a. Credit hours are normally equal to contact hours for lecture and seminar courses, i.e., 1 credit hour equals 1 contact hour. A contact hour is defined as 50 minutes. Therefore a 3-credit-hour class meets for 150 minutes per week.

        b. Undergraduate Courses. TLCs correspond directly to the contact hours of the course. A course listed as 3 hours lecture and 0 hours laboratory yields 3 TLCs. If the course is cross-listed, or meets with another section, it is counted only once in determining the teaching credit received by the faculty member.

c. Graduate Courses. TLCs for master's level courses are assigned as for undergraduate courses. TLCs for doctoral level courses may be assigned as credit hour values multiplied by 1.5.

d. Stacked 4000/5000 courses count as a single course.

1.2. Laboratory Instruction. This section applies to standard laboratory instruction in the sciences and engineering, activity courses in Health and Kinesiology and similar courses in other fields of study. For these courses, semester credit hours (SCHs) are not the same as contact hours. As with lecture classes, a laboratory contact hour equals 50 minutes.

a. To earn TLCs for direct laboratory instruction the faculty member must personally teach the sections involved. Faculty members receive 2 TLCs for each 3 contact hours.

b. Graduate assistants receive 1 TLC for each 2 contact hours except for activity courses in the Department of Health and Kinesiology.

c. For Health and Kinesiology activity courses the student receives 1 SCH for 3 contact hours and the faculty member or graduate teaching assistant receives 2 TLCs.

d. Faculty members supervising multiple laboratory sections taught by student assistants receive 1 TLC for each 4 contact hours of laboratory up to a maximum of 4 TLCs per semester.

e. For music method courses the student receives 1 semester credit hour for each 2 contact hours and the faculty member receives 1.5 TLCs. For private lessons TLCs are calculated as 5 TLCs for each 8 contact hours. Teaching credits for directing bands or ensembles are treated as special assignments at the discretion of the department chair.

f. Art studio TLCs are calculated as 4 TLCs for each 6 contact hours.

g. Drama laboratory counts as 2 TLCs for 3 contact hours.

1.3. Independent Study and Research. Independent study and research courses usually require the instructor to assign work or research to be done by individual students. The instructor must assess the student's progress towards satisfactory completion of the project at appropriate intervals and evaluate the work for grading purposes. TLCs are calculated the same as if the course were a lecture course, with the same minimum number of students enrolled in to justify TLCs. Theses and dissertation courses are of this nature.

1.4. Practicum, Internship and Student Teaching. The standard practicum or internship involves placement of a student in an on- or off-campus setting where supervision of the student's work is shared by a faculty member and the staff at the learning location. Such placements require the faculty member to account for a minimum commitment of time. Such placements include but are not limited to student teaching practicums and internships. Instructors of record of student teaching courses, practicums, and internships receive 3 TLCs for each class with three semester hour credit taught if that class makes with at least the minimum required enrollment.

1.5. Each 1101 and 1102 freshman seminar course will provide 2 contact hours per week but will award 1 SCH to the student. The faculty member teaching these courses will be awarded 2 TLCs per course.

The TLCs awarded per contact hour are outlined in Table 1.

Table 1. Teaching Load Credits (TLCs) awarded per contact hour for various types of courses.

Type of Course	**TLCs per Contact Hour**
Undergrad lecture	1
Master's lecture	1
Doctoral lecture	1.5
Laboratory or recitation taught by faculty member	0.67 (2 per 3)
Laboratory taught by graduate student	0.5 (1 per 2)
Health/Kinesiology activity course taught by faculty member or graduate student	0.67 (2 per 3)
Art or drama studio course taught by faculty member	0.67 (2 per 3)
Music methods course taught by faculty member	0.75 (1.5 per 2)
Music private lessons taught by faculty member	0.67 (2 per 3)
Independent study, thesis, research, practicum, internship, student teaching	As with lecture, TLCs awarded based on course SCH, and only if course enrollment meets minimum requirement
Freshman seminar	1

2. Release time TLCs may be awarded according to the following guidelines.

2.1. Teaching Non-compensated Overloads. Although overloads are generally discouraged, situations arise in which faculty members agree or volunteer for programmatic reasons to teach more than the standard full load for their appointment. When this situation occurs efforts will be made to grant release time in a subsequent semester consistent with teaching requirements of the department. These overload hours, commonly referred to as "banked hours," cannot be redeemed later than three long semesters following the semester in which the overload occurred.

2.2. Opportunities present themselves to faculty and staff to utilize their expertise in situations outside their job. Faculty members receiving release time for programmatic reasons will not be considered for overload, off-campus teaching assignments. Employees generally can accept extra paying responsibilities if they are temporary, unrelated to their normal duties, and outside their regular work hours. Permission to perform outside employment can be obtained only through submission of the Faculty Outside Employment and Consulting Application and Approval Form.

2.3. Teaching Program Development. Involvement in development of the teaching program by preparation of new course material, new teaching methods, and classroom or laboratory material or major curriculum development may be considered for release time as determined by the chair, academic dean and Provost and Vice President for Academic Affairs, but will not exceed 3 TLCs.

2.4. Supervision of Graduate Students. For supervising to completion five theses or five dissertations, and serving as chair of those masters thesis or doctoral dissertation committees, 3 TLCs of release time can be awarded at a time deemed feasible by the department chair.

2.5. Administrative and Other Professional Assignments

a. Department chairs receive 6 TLCs of release time each long semester.

b. Associate or Assistant deans receive 9 TLCs of release time each long semester.

2.6. Research. The University's practice of awarding release time for research will help a faculty member start and continue ongoing research activity. The end result of the release time must be a proposal aimed at securing outside funding or the completion of a scholarly work which is in progress. Faculty members are granted release time for research under three circumstances.

a. The faculty member obtains a research contract or grant which provides for replacement salary proportional to the time the faculty member is released. In the case of grant or contract monies from outside of the university, a research proposal must be approved through appropriate university channels. The faculty member should see that a Form 500 or EPA is submitted by his/her department in time for the paycheck to be drawn from the research account. The release time should be reported each semester on the Load Reduction Approval Request Form and submitted with the department's teacher load reports.

b. The faculty member submits a proposal to an outside funding source listing research release time as matching funding for the grant. The proposal must be approved through appropriate university channels including the Institutional Contribution/Cost Sharing Statement Form signed by the department chair and dean. Also, the Load Reduction Approval Request Form must be submitted each semester along with teacher load reports.

c. In a limited number of circumstances, the faculty member may be granted release time from teaching by the University for specific research-related duties. This requires that the Load Reduction Approval Request Form be prepared detailing the duties to be performed and results to be attained. This form must be approved by the department chair, dean, and Provost. The form is submitted with teacher load reports.

2.7. Special Assignments.

a. President, Faculty Senate. The President of the Faculty Senate will receive a 3 TLCs teaching load reduction each long semester.

b. Chair, major university or college committee. If the nature of the assignment is such that the demands on the time of the chair will be excessive, a 3 TLC teaching load reduction may be granted during a long semester as determined by the appropriate academic dean and the Provost and Vice President for Academic Affairs.

c. Release time may be awarded for other assignments as approved by the appropriate academic dean and the Provost and Vice President for Academic Affairs. The extent of such teaching load reductions will be determined by the nature of the assignment.

Related Statutes, Policies or Requirements

System Policy *12.03, Faculty Academic Workload and Reporting Requirements*

Contact Office

Office of the Vice President for Academic Affairs
(361) 593-3108

TEXAS A&M UNIVERSITY SAN ANTONIO

Board Approved Operating Budgets

Fiscal Year Ending August 31, 2019

Table of Contents

Section	Title
1	Statement of Changes in Fund Balance
2	Functional and General Funds
3	Designated Funds
4	Designated Service Departments
5	Auxiliary Enterprises
6	Restricted Funds
7	Plant Funds
8	Transfers by Account
9	Allocations by Account
10	Index by Account Number
11	Index by Account Name
Appendix	Faculty Academic Workload Policy

Form: URGB01 (02/05/85)
Printed on a Xerox 9700 Laser Printing System at the Computing Services Center / Texas A&M University

Table of Contents

Section	Title

BLANK PAGE

Form: URGB01 (02/05/85)
Printed on a Xerox 9700 Laser Printing System at the Computing Services Center / Texas A&M University

Description	Current Funds: Functional and General	Current Funds: Designated	Current Funds: Auxiliary Enterprises	Current Funds: Restricted	Plant Funds	Total
Revenues						
State Approp - General Revenue	27,964,402					27,964,402
State Approp - Benefits Pd by St	4,655,457					4,655,457
Tuition - State	8,146,211					8,146,211
Tuition - Designated		13,391,956				13,391,956
Discounts and Allowances-Tuition	2,220,988-	3,424,316-				5,645,304-
Fees	56,260	21,450,992	3,300			21,510,552
Discounts and Allowances-Fees	12,189-	5,197,010-	488-			5,209,687-
Exemptions	820,688	3,085,800				3,906,488
Contracts and Grants	46,561	55,523		479,225		581,309
Student Financial Assistance				14,004,574		14,004,574
Gifts		50,300		600,000		650,300
Sales and Services		425,905	386,635			812,540
Investment Income	206,036	452,451				658,487
Other Operating Income		39,409	114,790			154,199
Total Revenue	39,662,438	30,331,010	504,237	15,083,799		85,581,484
Expenses						
Salaries - Faculty	18,800,137	165,003		201,712		19,166,852
Salaries - Non-Faculty	7,572,582	10,229,830	37,612	24,392		17,864,416
Wages	34,366	1,885,923		297,235		2,217,524
Benefits	5,894,545	2,213,046	8,626	14,236		8,130,453
Utilities	80,383	1,018,452				1,098,835
Scholarships	832,883	5,020,505		13,864,590		19,717,978
Scholarship Discounts		1,153,494-		9,701,497-		10,854,991-
Operations and Maintenance	228,236	21,196,839	168,487	681,634		22,275,196
Equipment (Capitalized)		238,842	8,000			246,842
Total Expense(Less Service Depts)	33,443,132	40,814,946	222,725	5,382,302		79,863,105
Net Service Departments						
Total Expense	33,443,132	40,814,946	222,725	5,382,302		79,863,105
Transfers						
Retirement of Indebtedness	7,690,721-		282,000-			7,972,721-
Other Transfers	1,287,225	8,413,784	488	9,701,497-	3,000,000	3,000,000
Total Transfers	6,403,496-	8,413,784	281,512-	9,701,497-	3,000,000	4,972,721-
Net Change in Fund Balance	184,190-	2,070,152-			3,000,000	745,658

Form: URGB01 (02/05/85)
Printed on a Xerox 9700 Laser Printing System at the Computing Services Center / Texas A&M University

Form: URGB01 (02/05/85)

Description	Current Funds: Functional and General	Current Funds: Designated	Current Funds: Auxiliary Enterprises	Current Funds: Restricted	Plant Funds	Total

****
* *
* BLANK PAGE *
* *
****

Printed on a Xerox 9700 Laser Printing System at the Computing Services Center / Texas A&M University

Form: URGB01 (02/05/85)

Account	Description	Beginning Balance	Revenues	Net Allocations	Expenditures	Increase (Decrease)	Ending Balance
100001	LEG. APPROP - STATE BASIC AID						
	Revenue						
	State Approp - Gene		12,575,597				
	Account Total	0	12,575,597	12,575,597-	0	0	0
100005	LEG. APPROPRIATION - OASI						
	Revenue						
	State Approp - Bene		1,544,880				
	Account Total	0	1,544,880	1,544,880-	0	0	0
100006	FUND 0001 GIP						
	Revenue						
	State Approp - Bene		1,826,826				
	Account Total	0	1,826,826	1,826,826-	0	0	0
100010	SPECIAL ITEM FUNDING - SCSA						
	Revenue						
	State Approp - Gene		7,698,084				
	Account Total	0	7,698,084	7,698,084-	0	0	0
100015	TUITON REVENUE BONDS						
	Revenue						
	State Approp - Gene		7,690,721				
	Account Total	0	7,690,721	7,690,721-	0	0	0
100025	FUND 0001 RETIREMENT - TRS						
	Revenue						
	State Approp - Bene		1,046,421				
	Account Total	0	1,046,421	1,046,421-	0	0	0
100030	FUND 0001 RETIREMENT - ORP						
	Revenue						
	State Approp - Bene		199,319				
	Account Total	0	199,319	199,319-	0	0	0
100035	FUND 0001 UNEMPLOYMENT COMP. INS.						
	Revenue						
	State Approp - Bene		38,011				
	Account Total	0	38,011	38,011-	0	0	0
100060	THECB - COLLEGE WORKSTUDY - REVENUE						
	Revenue						
	Contracts and Grant		34,366				
	Account Total	0	34,366	34,366-	0	0	0
100066	THECB - EDUCATIONAL AID PROGRAM						
	Revenue						
	Contracts and Grant		12,195				
	Account Total	0	12,195	12,195-	0	0	0

Printed on a Xerox 9700 Laser Printing System at the Computing Services Center / Texas A&M University

Form: URGB01 (02/05/85)

Account	Description	Beginning Balance	Revenues	Net Allocations	Expenditures	Increase (Decrease)	Ending Balance
100100-11001	TUITION - RESIDENT - FALL						
	Revenue						
	Tuition - State		2,548,846				
	Fees		55,544				
	Account Total	0	2,604,390	2,604,390-	0	0	0
100100-11002	TUITION - NON RESIDENT - FALL						
	Revenue						
	Tuition - State		173,698				
	Account Total	0	173,698	173,698-	0	0	0
100100-12001	TUITION - RESIDENT - SPRING						
	Revenue						
	Tuition - State		2,323,292				
	Account Total	0	2,323,292	2,323,292-	0	0	0
100100-12002	TUITION - NON RESIDENT - SPRING						
	Revenue						
	Tuition - State		133,141				
	Account Total	0	133,141	133,141-	0	0	0
100100-13001	TUITION - RESIDENT - SUMMER						
	Revenue						
	Tuition - State		563,243				
	Account Total	0	563,243	563,243-	0	0	0
100100-13002	TUITION - NON RES. - SUMMER						
	Revenue						
	Tuition - State		43,250				
	Account Total	0	43,250	43,250-	0	0	0
100300-11001	TUI SET ASIDE-GRANTS-R-FALL						
	Revenue						
	Tuition - State		322,623				
	Account Total	0	322,623	322,623-	0	0	0
100300-11002	TUI SET ASIDE-GRANTS-NR-FALL						
	Revenue						
	Tuition - State		5,323				
	Account Total	0	5,323	5,323-	0	0	0
100300-12001	TUI SET ASIDE-GRANTS-R-SPRING						
	Revenue						
	Tuition - State		412,148				
	Account Total	0	412,148	412,148-	0	0	0

Printed on a Xerox 9700 Laser Printing System at the Computing Services Center / Texas A&M University

Form: URGB01 (02/05/85)

Account	Description	Beginning Balance	Revenues	Net Allocations	Expenditures	Increase (Decrease)	Ending Balance
100300-12002	TUI SET ASIDE-GRANTS-NR-SPRING						
	Revenue						
	Tuition - State		4,080				
	Account Total	0	4,080	4,080-	0	0	0
100300-13001	TUI SET ASIDE-GRANTS-R-SUM.						
	Revenue						
	Tuition - State		89,456				
	Account Total	0	89,456	89,456-	0	0	0
100300-13002	TUI SET ASIDE-GRANTS-NR-SUM						
	Revenue						
	Tuition - State		1,204				
	Account Total	0	1,204	1,204-	0	0	0
100400-11001	TUI SET ASIDES-LOANS-R-FALL						
	Revenue						
	Tuition - State		46,281				
	Account Total	0	46,281	46,281-	0	0	0
100400-11002	TUI SET ASIDE-LOANS-NR-FALL						
	Revenue						
	Tuition - State		894				
	Account Total	0	894	894-	0	0	0
100400-12001	TUI SET ASIDE-LOANS-R-SPRING						
	Revenue						
	Tuition - State		57,191				
	Account Total	0	57,191	57,191-	0	0	0
100400-12002	TUI SET ASIDE-LOANS-NR-SPRING						
	Revenue						
	Tuition - State		739				
	Account Total	0	739	739-	0	0	0
100400-13001	TUI SET ASIDE-LOANS-R-SUM						
	Revenue						
	Tuition - State		9,940				
	Account Total	0	9,940	9,940-	0	0	0
100400-13002	TUI SET ASIDE-LOANS-NR-SUM						
	Revenue						
	Tuition - State		134				
	Account Total	0	134	134-	0	0	0
100500-11001	GRADUATE TUITION-R-FALL						
	Revenue						
	Tuition - State		529,352				
	Account Total	0	529,352	529,352-	0	0	0

Printed on a Xerox 9700 Laser Printing System at the Computing Services Center / Texas A&M University

Form: URGB01 (02/05/85)

Account	Description	Beginning Balance	Revenues	Net Allocations	Expenditures	Increase (Decrease)	Ending Balance
100500-11002	GRADUATE TUITION-NR-FALL						
	Revenue						
	Tuition - State		88,928				
	Account Total	0	88,928	88,928-	0	0	0
100500-12001	GRADUATE TUITION-R-SPRING						
	Revenue						
	Tuition - State		578,208				
	Account Total	0	578,208	578,208-	0	0	0
100500-12002	GRADUATE TUITION-NR-SPRING						
	Revenue						
	Tuition - State		83,937				
	Account Total	0	83,937	83,937-	0	0	0
100500-13001	GRADUATE TUITION-R-SUM						
	Revenue						
	Tuition - State		130,303				
	Account Total	0	130,303	130,303-	0	0	0
100800	LAB FEES						
	Revenue						
	Fees		716				
	Account Total	0	716	716-	0	0	0
100810	INTEREST-STATE TREAS. DEPOSITS						
	Revenue						
	Investment Income		206,036				
	Account Total	0	206,036	206,036-	0	0	0
120000-00000	OFFICE OF THE PRESIDENT						
	Expense						
	Salaries - Non-Faculty				314,410		
	Account Total	0	0	314,410	314,410	0	0
120005-00000	UNIVERSITY EVENTS						
	Expense						
	Salaries - Non-Faculty				61,201		
	Account Total	0	0	61,201	61,201	0	0
120010-00000	BUSINESS AFFAIRS						
	Expense						
	Salaries - Non-Faculty				303,002		
	Account Total	0	0	303,002	303,002	0	0
120034-00000	STUDENT AFFAIRS						
	Expense						
	Salaries - Non-Faculty				255,959		
	Account Total	0	0	255,959	255,959	0	0

Printed on a Xerox 9700 Laser Printing System at the Computing Services Center / Texas A&M University

Form: URGB01 (02/05/85)

Account	Description	Beginning Balance	Revenues	Net Allocations	Expenditures	Increase (Decrease)	Ending Balance
120040-00000	PROVOST/ACADEMIC AFFAIRS						
	Expense						
	Salaries - Non-Faculty				554,554		
	Account Total	0	0	554,554	554,554	0	0
120040-29000	GR-D FUNDS						
	Expense						
	Salaries - Faculty				110,001		
	Salaries - Non-Faculty				12,074		
	Account Total	0	0	122,075	122,075	0	0
120045-29000	GR-D FUNDS						
	Expense						
	Salaries - Non-Faculty				227,615		
	Account Total	0	0	227,615	227,615	0	0
120048-00000	FINANCIAL AID						
	Expense						
	Salaries - Non-Faculty				419,403		
	Account Total	0	0	419,403	419,403	0	0
120048-29000	GR-D FUNDS						
	Expense						
	Salaries - Non-Faculty				56,796		
	Account Total	0	0	56,796	56,796	0	0
120050-00000	MILITARY COMMUNITY DEVELOPMENT						
	Expense						
	Salaries - Non-Faculty				114,319		
	Account Total	0	0	114,319	114,319	0	0
120065	THECB - COLLEGE WORKSTUDY - EXPENSE						
	Expense						
	Wages				34,366		
	Account Total	0	0	34,366	34,366	0	0
120066	EDUCATIONAL AIDE PROGRAM_- EXP						
	Expense						
	Scholarships				12,195		
	Account Total	0	0	12,195	12,195	0	0
120100-00000	INFORMATION TECHNOLOGY-INST SUPPORT						
	Expense						
	Salaries - Non-Faculty				530,187		
	Account Total	0	0	530,187	530,187	0	0

Printed on a Xerox 9700 Laser Printing System at the Computing Services Center / Texas A&M University

Form: URGB01 (02/05/85)

Account	Description	Beginning Balance	Revenues	Net Allocations	Expenditures	Increase (Decrease)	Ending Balance
120100-29000	GR-D FUNDS						
	Expense						
	Salaries - Non-Faculty				10,107		
	Account Total	0	0	10,107	10,107	0	0
120101-29000	GR-D FUNDS						
	Expense						
	Salaries - Non-Faculty				381,635		
	Account Total	0	0	381,635	381,635	0	0
120102-29000	GR-D FUNDS						
	Expense						
	Salaries - Non-Faculty				453,764		
	Account Total	0	0	453,764	453,764	0	0
120120-00000	INSTITUTIONAL RESEARCH						
	Expense						
	Salaries - Non-Faculty				126,526		
	Account Total	0	0	126,526	126,526	0	0
121053	LONGEVITY-STUDENT SERVICE						
	Expense						
	Salaries - Non-Faculty				39,117		
	Account Total	0	0	39,117	39,117	0	0
121063	LONGEVITY-INSTITUTIONAL SUPPORT						
	Expense						
	Salaries - Non-Faculty				22,911		
	Account Total	0	0	22,911	22,911	0	0
121108-00000	ACCOUNTING SERVICES						
	Expense						
	Salaries - Non-Faculty				339,543		
	Account Total	0	0	339,543	339,543	0	0
121109	FINANCIAL SERVICES						
	Expense						
	Salaries - Non-Faculty				113,289		
	Account Total	0	0	113,289	113,289	0	0
121110-00000	HUMAN RESOURCES						
	Expense						
	Salaries - Non-Faculty				391,308		
	Account Total	0	0	391,308	391,308	0	0
121110-29000	GR-D FUNDS						
	Expense						
	Salaries - Non-Faculty				2,128		
	Account Total	0	0	2,128	2,128	0	0

Printed on a Xerox 9700 Laser Printing System at the Computing Services Center / Texas A&M University

Form: URGB01 (02/05/85)

Account	Description	Beginning Balance	Revenues	Net Allocations	Expenditures	Increase (Decrease)	Ending Balance
121116-00000	PAYROLL SERVICES						
	Expense						
	Salaries - Non-Faculty				128,929		
	Account Total	0	0	128,929	128,929	0	0
121118-00000	PROCUREMENT SERVICES						
	Expense						
	Salaries - Non-Faculty				235,886		
	Account Total	0	0	235,886	235,886	0	0
121122-00000	STUDENT BUSINESS SERVICES						
	Expense						
	Salaries - Non-Faculty				153,946		
	Account Total	0	0	153,946	153,946	0	0
121122-29000	GR-D FUNDS						
	Expense						
	Salaries - Non-Faculty				8,960		
	Account Total	0	0	8,960	8,960	0	0
130000-29000	GR-D FUNDS						
	Expense						
	Salaries - Faculty				286,458		
	Account Total	0	0	286,458	286,458	0	0
130001-29000	GR-D FUNDS						
	Expense						
	Salaries - Faculty				299,359		
	Account Total	0	0	299,359	299,359	0	0
130002-29000	GR-D FUNDS						
	Expense						
	Salaries - Faculty				439,234		
	Account Total	0	0	439,234	439,234	0	0
130003-00000	COUNSELING						
	Expense						
	Salaries - Faculty				237,277		
	Account Total	0	0	237,277	237,277	0	0
130003-29000	GR-D FUNDS						
	Expense						
	Salaries - Faculty				149,162		
	Account Total	0	0	149,162	149,162	0	0
130005-00000	HEALTH & KINESIOLOGY						
	Expense						
	Salaries - Faculty				202,674		
	Account Total	0	0	202,674	202,674	0	0

Printed on a Xerox 9700 Laser Printing System at the Computing Services Center / Texas A&M University

Form: URGB01 (02/05/85)

Account	Description	Beginning Balance	Revenues	Net Allocations	Expenditures	Increase (Decrease)	Ending Balance
130005-29000	GR-D FUNDS						
	Expense						
	Salaries - Faculty				11,407		
	Account Total	0	0	11,407	11,407	0	0
130101-00000	CENTER FOR INFO TECH & CIS						
	Expense						
	Salaries - Faculty				419,709		
	Account Total	0	0	419,709	419,709	0	0
130101-29000	GR-D FUNDS						
	Expense						
	Salaries - Faculty				6,260		
	Account Total	0	0	6,260	6,260	0	0
130102-00000	ACCOUNTING						
	Expense						
	Salaries - Faculty				290,329		
	Account Total	0	0	290,329	290,329	0	0
130102-29000	GR-D FUNDS						
	Expense						
	Salaries - Faculty				167,165		
	Account Total	0	0	167,165	167,165	0	0
130103-00000	ECONOMICS & FINANCE						
	Expense						
	Salaries - Faculty				197,575		
	Account Total	0	0	197,575	197,575	0	0
130103-29000	GR-D FUNDS						
	Expense						
	Salaries - Faculty				167,788		
	Account Total	0	0	167,788	167,788	0	0
130105-00000	MARKETING & MANAGEMENT						
	Expense						
	Salaries - Faculty				173,667		
	Account Total	0	0	173,667	173,667	0	0
130105-29000	GR-D FUNDS						
	Expense						
	Salaries - Faculty				425,972		
	Account Total	0	0	425,972	425,972	0	0

Printed on a Xerox 9700 Laser Printing System at the Computing Services Center / Texas A&M University

Form: URGB01 (02/05/85)

Account	Description	Beginning Balance	Revenues	Net Allocations	Expenditures	Increase (Decrease)	Ending Balance
130301-00000	BIOLOGY, MATH & CHEMISTRY						
	Expense						
	Salaries - Faculty				369,359		
	Salaries - Non-Faculty				51,417		
	Account Total	0	0	420,776	420,776	0	0
130301-29000	GR-D FUNDS						
	Expense						
	Salaries - Faculty				137,161		
	Account Total	0	0	137,161	137,161	0	0
130302-00000	COMMUNICATIONS						
	Expense						
	Salaries - Faculty				232,801		
	Account Total	0	0	232,801	232,801	0	0
130302-29000	GR-D FUNDS						
	Expense						
	Salaries - Faculty				54,515		
	Account Total	0	0	54,515	54,515	0	0
130303-00000	LANGUAGE & LITERATURE						
	Expense						
	Salaries - Faculty				363,051		
	Account Total	0	0	363,051	363,051	0	0
130303-29000	GR-D FUNDS						
	Expense						
	Salaries - Faculty				176,486		
	Account Total	0	0	176,486	176,486	0	0
130304-00000	HISTORY						
	Expense						
	Salaries - Faculty				11,294		
	Account Total	0	0	11,294	11,294	0	0
130304-29000	GR-D FUNDS						
	Expense						
	Salaries - Faculty				5,402		
	Account Total	0	0	5,402	5,402	0	0
130305-00000	POLITICAL SCIENCE						
	Expense						
	Salaries - Faculty				60,590		
	Account Total	0	0	60,590	60,590	0	0

Printed on a Xerox 9700 Laser Printing System at the Computing Services Center / Texas A&M University

Form: URGB01 (02/05/85)

Account	Description	Beginning Balance	Revenues	Net Allocations	Expenditures	Increase (Decrease)	Ending Balance
130306-00000	SOCIOLOGY & CRIMINOLOGY						
	Expense						
	Salaries - Faculty				6,955		
	Account Total	0	0	6,955	6,955	0	0
130306-29000	GR-D FUNDS						
	Expense						
	Salaries - Faculty				160,974		
	Account Total	0	0	160,974	160,974	0	0
130307-29000	GR-D FUNDS						
	Expense						
	Salaries - Faculty				60,737		
	Account Total	0	0	60,737	60,737	0	0
132000-20100	HOLD HARMLESS - COB						
	Expense						
	Salaries - Faculty				1,415,472		
	Account Total	0	0	1,415,472	1,415,472	0	0
132000-20200	HOLD HARMLESS - COA&S						
	Expense						
	Salaries - Faculty				231,162		
	Account Total	0	0	231,162	231,162	0	0
132604	LONGEVITY-INSTRUCTION						
	Expense						
	Salaries - Non-Faculty				1,040		
	Account Total	0	0	1,040	1,040	0	0
132900-00000	FALL ADJUNCT/OVERLOAD SALARIES						
	Expense						
	Salaries - Faculty				1,060,000		
	Account Total	0	0	1,060,000	1,060,000	0	0
132901-00000	SPRING ADJUNCT/OVERLOAD SALARIES						
	Expense						
	Salaries - Faculty				1,000,000		
	Account Total	0	0	1,000,000	1,000,000	0	0
132902-00000	SUMMER FACULTY/ADJUNCT/OVERLOAD						
	Expense						
	Salaries - Faculty				1,000,000		
	Account Total	0	0	1,000,000	1,000,000	0	0
132904-00000	JAGTRACK INSTRUCTION						
	Expense						
	Salaries - Faculty				75,000		
	Account Total	0	0	75,000	75,000	0	0

Printed on a Xerox 9700 Laser Printing System at the Computing Services Center / Texas A&M University

Form: URGB01 (02/05/85)

Account	Description	Beginning Balance	Revenues	Net Allocations	Expenditures	Increase (Decrease)	Ending Balance
138000-00000	ADMIN-COLLEGE OF ED & HUMAN DEVELOP						
	Expense						
	Salaries - Non-Faculty				532,731		
	Account Total	0	0	532,731	532,731	0	0
138000-29000	GR-D FUNDS						
	Expense						
	Salaries - Faculty				2,706		
	Account Total	0	0	2,706	2,706	0	0
138010-00000	ADMIN-COLLEGE OF BUSINESS						
	Expense						
	Salaries - Non-Faculty				226,832		
	Account Total	0	0	226,832	226,832	0	0
138010-29000	GR-D FUNDS						
	Expense						
	Salaries - Non-Faculty				4,496		
	Account Total	0	0	4,496	4,496	0	0
138030-00000	ADMIN-COL OF ARTS & SCIENCES						
	Expense						
	Salaries - Non-Faculty				272,381		
	Account Total	0	0	272,381	272,381	0	0
138030-29000	GR-D FUNDS						
	Expense						
	Salaries - Non-Faculty				6,509		
	Account Total	0	0	6,509	6,509	0	0
138100-00000	GRADUATE STUDIES AND SPONSORED PRGM						
	Expense						
	Salaries - Non-Faculty				36,017		
	Account Total	0	0	36,017	36,017	0	0
138100-29000	GR-D FUNDS						
	Expense						
	Salaries - Non-Faculty				1,736		
	Account Total	0	0	1,736	1,736	0	0
138904	LONGEVITY-ACADEMIC SUPPORT						
	Expense						
	Salaries - Non-Faculty				21,865		
	Account Total	0	0	21,865	21,865	0	0
140001	LOCAL GIP - INSTRUCTION						
	Expense						
	Benefits				542,402		
	Account Total	0	0	542,402	542,402	0	0

Printed on a Xerox 9700 Laser Printing System at the Computing Services Center / Texas A&M University

Form: URGB01 (02/05/85)

Account	Description	Beginning Balance	Revenues	Net Allocations	Expenditures	Increase (Decrease)	Ending Balance
141001	LOCAL RETIRE - INSTRUCTION						
	Expense						
	Benefits				278,086		
	Account Total	0	0	278,086	278,086	0	0
142001	LOCAL OASI - INSTRUCTION						
	Expense						
	Benefits				127,578		
	Account Total	0	0	127,578	127,578	0	0
143001	LOCAL WCI - INSTRUCTION						
	Expense						
	Benefits				3,152		
	Account Total	0	0	3,152	3,152	0	0
144001	LOCAL UCI - INSTRUCTION						
	Expense						
	Benefits				1,751		
	Account Total	0	0	1,751	1,751	0	0
145001	FUND 0001 GIP - INSTRUCTION						
	Expense						
	Benefits				1,108,928		
	Account Total	0	0	1,108,928	1,108,928	0	0
145004	FUND 0001 GIP - ACADEMIC SUPPORT						
	Expense						
	Benefits				251,045		
	Account Total	0	0	251,045	251,045	0	0
145005	FUND 0001 GIP - STUDENT SERVICES						
	Expense						
	Benefits				497,660		
	Account Total	0	0	497,660	497,660	0	0
145006	FUND 0001 GIP - INST. SUPPORT						
	Expense						
	Benefits				347,891		
	Account Total	0	0	347,891	347,891	0	0
145007	FUND 0001 GIP - O&M PLANT						
	Expense						
	Benefits				6,124		
	Account Total	0	0	6,124	6,124	0	0
146001	FUND 0001 RETIRE - INSTRUCTION						
	Expense						
	Benefits				863,894		
	Account Total	0	0	863,894	863,894	0	0

Printed on a Xerox 9700 Laser Printing System at the Computing Services Center / Texas A&M University

Form: URGB01 (02/05/85)

Account	Description	Beginning Balance	Revenues	Net Allocations	Expenditures	Increase (Decrease)	Ending Balance
146004	FUND 0001 RETIRE - ACADEMIC SUPPORT						
	Expense						
	Benefits				130,507		
	Account Total	0	0	130,507	130,507	0	0
146005	FUND 0001 RETIRE - STUDENT SERVICES						
	Expense						
	Benefits				187,987		
	Account Total	0	0	187,987	187,987	0	0
146006	FUND 0001 RETIRE - INST. SUPPORT						
	Expense						
	Benefits				171,698		
	Account Total	0	0	171,698	171,698	0	0
146007	FUND 0001 RETIRE - O&M PLANT						
	Expense						
	Benefits				2,092		
	Account Total	0	0	2,092	2,092	0	0
147001	FUND 0001 OASI - INSTRUCTION						
	Expense						
	Benefits				722,942		
	Account Total	0	0	722,942	722,942	0	0
147004	FUND 0001 OASI - ACADEMIC SUPPORT						
	Expense						
	Benefits				128,907		
	Account Total	0	0	128,907	128,907	0	0
147005	FUND 0001 OASI - STUDENT SERVICES						
	Expense						
	Benefits				200,441		
	Account Total	0	0	200,441	200,441	0	0
147006	FUND 0001 OASI - INST. SUPPORT						
	Expense						
	Benefits				184,529		
	Account Total	0	0	184,529	184,529	0	0
147007	FUND 0001 OASI - O&M PLANT						
	Expense						
	Benefits				2,260		
	Account Total	0	0	2,260	2,260	0	0
148001	FUND 0001 WCI - INSTRUCTION						
	Expense						
	Benefits				17,861		
	Account Total	0	0	17,861	17,861	0	0

Printed on a Xerox 9700 Laser Printing System at the Computing Services Center / Texas A&M University

Form: URGB01 (02/05/85)

Account	Description	Beginning Balance	Revenues	Net Allocations	Expenditures	Increase (Decrease)	Ending Balance
148004	FUND 0001 WCI - ACADEMIC SUPPORT						
	Expense						
	Benefits				3,415		
	Account Total	0	0	3,415	3,415	0	0
148005	FUND 0001 WCI - STUDENT SERVICES						
	Expense						
	Benefits				5,167		
	Account Total	0	0	5,167	5,167	0	0
148006	FUND 0001 WCI - INST. SUPPORT						
	Expense						
	Benefits				4,790		
	Account Total	0	0	4,790	4,790	0	0
148007	FUND 0001 WCI - O&M PLANT						
	Expense						
	Benefits				55		
	Account Total	0	0	55	55	0	0
149001	FUND 0001 UCI - INSTRUCTION						
	Expense						
	Benefits				9,923		
	Account Total	0	0	9,923	9,923	0	0
149004	FUND 0001 UCI - ACADEMIC SUPPORT						
	Expense						
	Benefits				1,897		
	Account Total	0	0	1,897	1,897	0	0
149005	FUND 0001 UCI - STUDENT SERVICES						
	Expense						
	Benefits				2,871		
	Account Total	0	0	2,871	2,871	0	0
149006	FUND 0001 UCI - INST. SUPPORT						
	Expense						
	Benefits				2,666		
	Account Total	0	0	2,666	2,666	0	0
150000-00000	PHYSICAL PLANT ADMINISTRATION						
	Expense						
	Salaries - Non-Faculty				75,003		
	Account Total	0	0	75,003	75,003	0	0
150000-29000	GR-D FUNDS						
	Expense						
	Salaries - Non-Faculty				19,998		
	Account Total	0	0	19,998	19,998	0	0

Printed on a Xerox 9700 Laser Printing System at the Computing Services Center / Texas A&M University

Form: URGB01 (02/05/85)

Account	Description	Beginning Balance	Revenues	Net Allocations	Expenditures	Increase (Decrease)	Ending Balance
150040-29000	GR-D FUNDS						
	Expense						
	Utilities				80,383		
	Account Total	0	0	80,383	80,383	0	0
157000-00000	CAMPUS MAIL AND RECEIVING						
	Expense						
	Salaries - Non-Faculty				40,324		
	Account Total	0	0	40,324	40,324	0	0
158904	LONGEVITY-O&M PLANT						
	Expense						
	Salaries - Non-Faculty				590		
	Account Total	0	0	590	590	0	0
160000	TUITION REMISSIONS & EXEMPTIONS						
	Revenue						
	Exemptions		820,688				
	Expense						
	Scholarships				820,688		
	Account Total	0	820,688	0	820,688	0	0
160100	STRATEGIC PLANNING - IE						
	Expense						
	Salaries - Faculty				365,413		
	Account Total	0	0	365,413	365,413	0	0
163352	SI-EDUCATOR & LEADERSHIP PREPARATIO						
	Expense						
	Salaries - Faculty				1,435,953		
	Account Total	0	0	1,435,953	1,435,953	0	0
163355	SI-COUNSELING						
	Expense						
	Salaries - Faculty				621,661		
	Account Total	0	0	621,661	621,661	0	0
163361	SI-ACCOUNTING						
	Expense						
	Salaries - Faculty				662,059		
	Account Total	0	0	662,059	662,059	0	0
163362	SI-ECONOMICS & FINANCE						
	Expense						
	Salaries - Faculty				278,023		
	Account Total	0	0	278,023	278,023	0	0

Printed on a Xerox 9700 Laser Printing System at the Computing Services Center / Texas A&M University

Form: URGB01 (02/05/85)

Account	Description	Beginning Balance	Revenues	Net Allocations	Expenditures	Increase (Decrease)	Ending Balance
163371	SI-BIOLOGY, MATH & CHEMISTRY						
	Expense						
	Salaries - Faculty				244,901		
	Account Total	0	0	244,901	244,901	0	0
163376	SI-PSYCH,SOCIOLOGY & CRIMINOLGY						
	Expense						
	Salaries - Faculty				783,424		
	Account Total	0	0	783,424	783,424	0	0
170000-00000	DOWNWARD EXPANSION - INSTRUCTION						
	Expense						
	Salaries - Faculty				58,066		
	Account Total	0	0	58,066	58,066	0	0
170000-20100	DE - COLLEGE OF BUSINESS						
	Expense						
	Salaries - Faculty				435,276		
	Account Total	0	0	435,276	435,276	0	0
170000-20200	DE - COLLEGE OF A&S						
	Expense						
	Salaries - Faculty				2,070,974		
	Salaries - Non-Faculty				51,168		
	Account Total	0	0	2,122,142	2,122,142	0	0
170000-20300	DE - COLLEGE OF EDUCATION						
	Expense						
	Salaries - Faculty				370,905		
	Account Total	0	0	370,905	370,905	0	0
170001-22000	DE - ACADEMIC AFFAIRS - PROVOST OFC						
	Expense						
	Salaries - Non-Faculty				110,001		
	Account Total	0	0	110,001	110,001	0	0
170002-21000	DE - STUDENT AFFAIRS						
	Expense						
	Salaries - Non-Faculty				14,732		
	Account Total	0	0	14,732	14,732	0	0
170002-24000	DE - STUDENT SUCCESS						
	Expense						
	Salaries - Non-Faculty				163,784		
	Account Total	0	0	163,784	163,784	0	0

Printed on a Xerox 9700 Laser Printing System at the Computing Services Center / Texas A&M University

Form: URGB01 (02/05/85)

Account	Description	Beginning Balance	Revenues	Net Allocations	Expenditures	Increase (Decrease)	Ending Balance
170003-22000	DE - BUSINES AFFAIRS						
	Expense						
	Operations and Maintenance				5,048		
	Account Total	0	0	5,048	5,048	0	0
170003-24000	DE - COMMUNICATION						
	Expense						
	Operations and Maintenance				26,681		
	Account Total	0	0	26,681	26,681	0	0
175000	COMPREHENSIVE RESEARCH FUNDS						
	Expense						
	Operations and Maintenance				12,317		
	Account Total	0	0	12,317	12,317	0	0
190803	ONE-TIME EXPENSES - UA						
	Expense						
	Operations and Maintenance				184,190		
	Account Total	0	0	184,190	184,190	0	0
190925	UNALLOC. FACULTY BUDGET-PROVOST						
	Expense						
	Salaries - Faculty				1,415,780		
	Account Total	0	0	1,415,780	1,415,780	0	0
190999-00000	E&G RESERVE						
	Account Total	8,569,142	0	184,190-	0	184,190-	8,384,952
190999-20010	E&G RESERVES - INSTRUCTION						
	Expense						
	Salaries - Faculty				50,000		
	Salaries - Non-Faculty				684,389		
	Account Total	0	0	734,389	734,389	0	0
199961	E&G LUMP SUM VAC. ASSESSMENT - IN						
	Expense						
	Benefits				1,026		
	Account Total	0	0	1,026	1,026	0	0
199964	E&G LUMP VAC. ASSESSMENT - AC SUP						
	Expense						
	Benefits				22,072		
	Account Total	0	0	22,072	22,072	0	0
199965	E&G LUMP VAC. ASSESSMENT - STUD SVC						
	Expense						
	Benefits				32,220		
	Account Total	0	0	32,220	32,220	0	0

Printed on a Xerox 9700 Laser Printing System at the Computing Services Center / Texas A&M University

Form: URGB01 (02/05/85)

Account	Description	Beginning Balance	Revenues	Net Allocations	Expenditures	Increase (Decrease)	Ending Balance
199966	E&G LUMP VAC. ASSESSMENT - INS SUPP						
	Expense						
	Benefits				30,352		
	Account Total	0	0	30,352	30,352	0	0
199967	E&G LUMP VAC. ASSESSMENT - OP & M						
	Expense						
	Benefits				356		
	Account Total	0	0	356	356	0	0
199999	TUITION DISCOUNT - E&G						
	Revenue						
	Discounts and Allow		2,220,988-				
	Discounts and Allow		12,189-				
	Account Total	0	2,233,177-	0	0	2,233,177-	2,233,177-

Printed on a Xerox 9700 Laser Printing System at the Computing Services Center / Texas A&M University

Form: URGB01 (02/05/85)

Account	Description	Beginning Balance	Revenues	Net Allocations	Expenditures	Increase (Decrease)	Ending Balance
Functional and General Funds - Board Approved							
	Revenue						
	State Approp - Gene		27,964,402				
	State Approp - Bene		4,655,457				
	Tuition - State		8,146,211				
	Discounts and Allow		2,220,988-				
	Fees		56,260				
	Discounts and Allow		12,189-				
	Exemptions		820,688				
	Contracts and Grant		46,561				
	Investment Income		206,036				
	Expense						
	Salaries - Faculty				18,800,137		
	Salaries - Non-Faculty				7,572,582		
	Wages				34,366		
	Benefits				5,894,545		
	Utilities				80,383		
	Scholarships				832,883		
	Operations and Maintenance				228,236		
	Grand Total	8,569,142	39,662,438	8,636,673-	33,443,132	2,417,367-	6,151,775

Printed on a Xerox 9700 Laser Printing System at the Computing Services Center / Texas A&M University

Form: URGB01 (02/05/85)

Account	Description	Beginning Balance	Revenues	Net Allocations	Expenditures	Increase (Decrease)	Ending Balance

****
*   *
* BLANK PAGE *
*   *
****

Printed on a Xerox 9700 Laser Printing System at the Computing Services Center / Texas A&M University

Form: URGB01 (02/05/85)

Account	Description	Beginning Balance	Revenues	Net Allocations	Expenditures	Increase (Decrease)	Ending Balance
200001-11001	DES. TUITION-UG-R-FALL						
	Revenue						
	Tuition - Designate		5,013,705				
	Account Total	0	5,013,705	5,013,705-	0	0	0
200001-11002	DES. TUITION-UG-NR-FALL						
	Revenue						
	Tuition - Designate		45,766				
	Account Total	0	45,766	45,766-	0	0	0
200001-12001	DES. TUITION-UG-R-SPRING						
	Revenue						
	Tuition - Designate		4,800,373				
	Account Total	0	4,800,373	4,800,373-	0	0	0
200001-12002	DES. TUITION-UG-NR-SPRING						
	Revenue						
	Tuition - Designate		35,081				
	Account Total	0	35,081	35,081-	0	0	0
200001-13001	DES. TUITION-UG-R-SUM I						
	Revenue						
	Tuition - Designate		890,697				
	Account Total	0	890,697	890,697-	0	0	0
200002-11001	DES. TUITION - GRAD - FALL						
	Revenue						
	Tuition - Designate		676,190				
	Account Total	0	676,190	676,190-	0	0	0
200002-11002	DES. TUITION-G-NR-FALL						
	Revenue						
	Tuition - Designate		21,544				
	Account Total	0	21,544	21,544-	0	0	0
200002-12001	DES. TUITION - GRAD - SPRING						
	Revenue						
	Tuition - Designate		738,789				
	Account Total	0	738,789	738,789-	0	0	0
200002-12002	DES. TUITION-G-NR-SPRING						
	Revenue						
	Tuition - Designate		20,346				
	Account Total	0	20,346	20,346-	0	0	0
200002-13001	DES. TUITION - GRAD - SUM I						
	Revenue						
	Tuition - Designate		217,849				
	Account Total	0	217,849	217,849-	0	0	0

Printed on a Xerox 9700 Laser Printing System at the Computing Services Center / Texas A&M University

Form: URGB01 (02/05/85)

Account	Description	Beginning Balance	Revenues	Net Allocations	Expenditures	Increase (Decrease)	Ending Balance
200002-13002	DES. TUITION-G-NR-SUM I						
	Revenue						
	Tuition - Designate		18,521				
	Account Total	0	18,521	18,521-	0	0	0
200003-16100	TUITION SET ASIDE - DESIGNATED						
	Revenue						
	Tuition - Designate		913,095				
	Account Total	0	913,095	913,095-	0	0	0
200005	CASH MGT/INVESTMENT ACCOUNT						
	Revenue						
	Investment Income		452,451				
	Account Total	1,292,149	452,451	994,633-	0	542,182-	749,967
201700	DIPLOMAS						
	Revenue						
	Fees		73,300				
	Sales and Services		1,000				
	Expense						
	Operations and Maintenance				74,300		
	Account Total	0	74,300	0	74,300	0	0
201810	INTERNATIONAL STUDENT INSURANCE						
	Revenue						
	Sales and Services		51,770				
	Expense						
	Operations and Maintenance				51,770		
	Account Total	0	51,770	0	51,770	0	0
201901	SCIENCE OLYMPIAD						
	Revenue						
	Sales and Services		2,000				
	Expense						
	Operations and Maintenance				2,000		
	Account Total	0	2,000	0	2,000	0	0
201903-00000	FESTIVAL DE CASCARONES						
	Revenue						
	Gifts		25,300				
	Sales and Services		8,200				
	Expense						
	Operations and Maintenance				33,500		
	Account Total	0	33,500	0	33,500	0	0

Printed on a Xerox 9700 Laser Printing System at the Computing Services Center / Texas A&M University

Form: URGB01 (02/05/85)

Account	Description	Beginning Balance	Revenues	Net Allocations	Expenditures	Increase (Decrease)	Ending Balance
206000	INTERNATIONAL EDUCATION FEE						
	Revenue						
	Fees		47,709				
	Expense						
	Scholarships				26,400		
	Operations and Maintenance				21,309		
	Account Total	0	47,709	0	47,709	0	0
209000-11001	UNIVERSITY SERVICES FEE - FALL						
	Revenue						
	Fees		8,001,117				
	Account Total	0	8,001,117	8,001,117-	0	0	0
209000-12001	UNIVERSITY SERVICES FEE - SPRING						
	Revenue						
	Fees		7,777,362				
	Account Total	0	7,777,362	7,777,362-	0	0	0
209000-13001	UNIVERSITY SERVICES FEE - SUMMER						
	Revenue						
	Fees		1,670,478				
	Account Total	0	1,670,478	1,670,478-	0	0	0
209001-20901	INSURANCE POLICIES						
	Expense						
	Operations and Maintenance				30,000		
	Account Total	0	0	30,000	30,000	0	0
209001-21901	SAFETY & RISK MGMT.						
	Expense						
	Salaries - Non-Faculty				180		
	Wages				9,880		
	Benefits				756		
	Operations and Maintenance				15,350		
	Account Total	0	0	26,166	26,166	0	0
209001-22101	UNIVERSITY POLICE DEPT.						
	Expense						
	Salaries - Non-Faculty				1,106,191		
	Wages				58,841		
	Benefits				252,267		
	Operations and Maintenance				114,800		
	Account Total	0	0	1,532,099	1,532,099	0	0

Printed on a Xerox 9700 Laser Printing System at the Computing Services Center / Texas A&M University

Form: URGB01 (02/05/85)

Account	Description	Beginning Balance	Revenues	Net Allocations	Expenditures	Increase (Decrease)	Ending Balance
209002-20100	ACADEMIC ADVISING-COLLEGE BUSINESS						
	Expense						
	Salaries - Non-Faculty				38,773		
	Benefits				8,646		
	Operations and Maintenance				1,284		
	Account Total	0	0	48,703	48,703	0	0
209002-20300	ACADEMIC ADVISING-COLLEGE EDUCATION						
	Expense						
	Salaries - Non-Faculty				77,160		
	Benefits				17,453		
	Operations and Maintenance				4,160		
	Account Total	0	0	98,773	98,773	0	0
209003	ACADEMIC TECHNOLOGY/DIST. LEARNING						
	Expense						
	Salaries - Non-Faculty				204,318		
	Wages				37,050		
	Benefits				49,110		
	Operations and Maintenance				249,800		
	Account Total	0	0	540,278	540,278	0	0
209004	STUDENT ID CARD						
	Expense						
	Wages				7,125		
	Benefits				546		
	Operations and Maintenance				33,900		
	Equipment (Capitalized)				8,660		
	Account Total	0	0	50,231	50,231	0	0
209005	REGISTRAR						
	Expense						
	Salaries - Non-Faculty				334,257		
	Benefits				35,331		
	Operations and Maintenance				29,495		
	Account Total	0	0	399,083	399,083	0	0
209006	TECHNOLOGY SERVICES						
	Expense						
	Salaries - Non-Faculty				333,620		
	Wages				60,000		
	Benefits				80,563		
	Operations and Maintenance				1,942,182		
	Account Total	0	0	2,416,365	2,416,365	0	0

Printed on a Xerox 9700 Laser Printing System at the Computing Services Center / Texas A&M University

Form: URGB01 (02/05/85)

Account	Description	Beginning Balance	Revenues	Net Allocations	Expenditures	Increase (Decrease)	Ending Balance
209007-20300	STUDENT AFFAIRS ADMIN						
	Expense						
	Salaries - Non-Faculty				11,403		
	Wages				14,820		
	Benefits				1,134		
	Operations and Maintenance				220,831		
	Account Total	0	0	248,188	248,188	0	0
209007-20301	STUDENT ACTIVITIES						
	Expense						
	Salaries - Non-Faculty				146,815		
	Wages				129,849		
	Benefits				43,384		
	Operations and Maintenance				104,364		
	Account Total	0	0	424,412	424,412	0	0
209007-20302	CAREER SERVICES						
	Expense						
	Salaries - Non-Faculty				158,317		
	Wages				8,892		
	Benefits				36,859		
	Operations and Maintenance				16,486		
	Account Total	0	0	220,554	220,554	0	0
209007-20303	COUNSELING						
	Expense						
	Salaries - Non-Faculty				331,657		
	Benefits				75,776		
	Operations and Maintenance				11,391		
	Account Total	0	0	418,824	418,824	0	0
209007-20304	DISABILITY SUPPORT SERVICES						
	Expense						
	Salaries - Non-Faculty				284,823		
	Wages				14,820		
	Benefits				65,635		
	Operations and Maintenance				113,252		
	Account Total	0	0	478,530	478,530	0	0
209007-20305	GRADUATION						
	Expense						
	Salaries - Non-Faculty				741		
	Wages				9,880		
	Benefits				756		
	Operations and Maintenance				24,000		
	Account Total	0	0	35,377	35,377	0	0

Printed on a Xerox 9700 Laser Printing System at the Computing Services Center / Texas A&M University

Form: URGB01 (02/05/85)

Account	Description	Beginning Balance	Revenues	Net Allocations	Expenditures	Increase (Decrease)	Ending Balance
209007-20306	STUDENT ENGAGEMENT						
	Expense						
	Salaries - Non-Faculty				103,878		
	Benefits				23,816		
	Operations and Maintenance				38,469		
	Account Total	0	0	166,163	166,163	0	0
209007-20307	STUDENT GOVERNMENT						
	Expense						
	Wages				16,950		
	Benefits				1,297		
	Operations and Maintenance				21,650		
	Account Total	0	0	39,897	39,897	0	0
209007-20308	CAMPUS ACTIVITY BOARD						
	Expense						
	Wages				17,784		
	Benefits				1,361		
	Operations and Maintenance				47,205		
	Account Total	0	0	66,350	66,350	0	0
209007-20309	STUDENT MEDIA						
	Expense						
	Wages				23,000		
	Benefits				1,760		
	Operations and Maintenance				26,204		
	Account Total	0	0	50,964	50,964	0	0
209007-20310	STUDENT ACADEMIC SUCCESS CENTER						
	Expense						
	Salaries - Non-Faculty				141,883		
	Wages				8,892		
	Benefits				32,881		
	Operations and Maintenance				12,468		
	Account Total	0	0	196,124	196,124	0	0
209007-20311	VA CERTIFICATION						
	Expense						
	Salaries - Non-Faculty				75,632		
	Wages				14,820		
	Benefits				17,392		
	Operations and Maintenance				12,850		
	Account Total	0	0	120,694	120,694	0	0

Printed on a Xerox 9700 Laser Printing System at the Computing Services Center / Texas A&M University

Form: URGB01 (02/05/85)

Account	Description	Beginning Balance	Revenues	Net Allocations	Expenditures	Increase (Decrease)	Ending Balance
209007-20312	TUTORING SERVICES						
	Expense						
	Salaries - Non-Faculty				34,323		
	Wages				127,787		
	Benefits				17,616		
	Operations and Maintenance				7,700		
	Account Total	0	0	187,426	187,426	0	0
209007-20313	WELCOME CENTER						
	Expense						
	Salaries - Non-Faculty				137,969		
	Wages				8,892		
	Benefits				32,156		
	Account Total	0	0	179,017	179,017	0	0
209007-20314	RECRUITMENT PUBLICATIONS						
	Expense						
	Salaries - Non-Faculty				24,960		
	Benefits				5,741		
	Operations and Maintenance				163,204		
	Account Total	0	0	193,905	193,905	0	0
209007-20315	OUTREACH & RECRUITMENT						
	Expense						
	Salaries - Non-Faculty				802,698		
	Wages				14,250		
	Benefits				179,603		
	Operations and Maintenance				61,929		
	Account Total	0	0	1,058,480	1,058,480	0	0
209007-20316	INTERNATIONAL AFFAIRS						
	Expense						
	Salaries - Non-Faculty				133,910		
	Wages				7,820		
	Benefits				30,587		
	Operations and Maintenance				15,249		
	Account Total	0	0	187,566	187,566	0	0
209007-20317	TESTING CENTER						
	Expense						
	Salaries - Non-Faculty				137,740		
	Wages				12,224		
	Benefits				31,460		
	Operations and Maintenance				18,675		
	Account Total	0	0	200,099	200,099	0	0

Printed on a Xerox 9700 Laser Printing System at the Computing Services Center / Texas A&M University

Form: URGB01 (02/05/85)

Account	Description	Beginning Balance	Revenues	Net Allocations	Expenditures	Increase (Decrease)	Ending Balance
209007-20318	STUDENT RIGHTS & RESPONSIBILITIES						
	Expense						
	Salaries - Non-Faculty				79,639		
	Benefits				18,315		
	Operations and Maintenance				13,880		
	Account Total	0	0	111,834	111,834	0	0
209007-20319	ENROLLMENT MANAGEMENT						
	Expense						
	Salaries - Non-Faculty				189,212		
	Wages				14,820		
	Benefits				43,519		
	Operations and Maintenance				76,265		
	Account Total	0	0	323,816	323,816	0	0
209007-20320	STUDENT FINANCIAL AID						
	Expense						
	Salaries - Non-Faculty				74,039		
	Wages				9,880		
	Benefits				17,677		
	Operations and Maintenance				86,754		
	Account Total	0	0	188,350	188,350	0	0
209007-20321	MAYS CTR FOR EXPERIENTIAL LEARNING						
	Expense						
	Salaries - Non-Faculty				127,897		
	Benefits				29,403		
	Operations and Maintenance				30,000		
	Account Total	0	0	187,300	187,300	0	0
209007-20322	STUDENT SUCCESS						
	Expense						
	Salaries - Faculty				40,001		
	Salaries - Non-Faculty				284,718		
	Wages				9,980		
	Benefits				66,249		
	Operations and Maintenance				15,500		
	Account Total	0	0	416,448	416,448	0	0
209007-20323	FIRST YEAR EXPERIENCE: GENERAL						
	Expense						
	Wages				308,120		
	Benefits				23,572		
	Operations and Maintenance				308,000		
	Account Total	0	0	639,692	639,692	0	0

Printed on a Xerox 9700 Laser Printing System at the Computing Services Center / Texas A&M University

Form: URGB01 (02/05/85)

Account	Description	Beginning Balance	Revenues	Net Allocations	Expenditures	Increase (Decrease)	Ending Balance
209007-20324	FIRST YEAR EXPERIENCE: ORIENTATION						
	Expense						
	Operations and Maintenance				27,498		
	Account Total	0	0	27,498	27,498	0	0
209007-20325	EARLY COLLEGE CREDIT (GTFS INST)						
	Expense						
	Salaries - Non-Faculty				37,611		
	Benefits				3,041		
	Operations and Maintenance				22,390		
	Account Total	0	0	63,042	63,042	0	0
209007-20330	STUDENT AFFAIRS - UNALLOCATED						
	Expense						
	Salaries - Non-Faculty				282,089		
	Account Total	0	0	282,089	282,089	0	0
209008-20101	LIBRARY-NON-FACULTY SALARIES						
	Expense						
	Salaries - Non-Faculty				733,100		
	Benefits				166,637		
	Account Total	0	0	899,737	899,737	0	0
209008-20102	LIBRARY-ONE-TIME INFORMATION RES						
	Expense						
	Salaries - Non-Faculty				1,998		
	Benefits				460		
	Operations and Maintenance				494,900		
	Equipment (Capitalized)				130,000		
	Account Total	0	0	627,358	627,358	0	0
209008-20103	LIBRARY-ONGOING INFORMATION RES						
	Expense						
	Operations and Maintenance				558,538		
	Account Total	0	0	558,538	558,538	0	0
209008-20104	LIBRARY-MAINT. & OPERATIONS						
	Expense						
	Operations and Maintenance				94,000		
	Account Total	0	0	94,000	94,000	0	0
209008-20105	LIBRARY-OTHER INFORMATION RESOURCES						
	Expense						
	Operations and Maintenance				7,000		
	Account Total	0	0	7,000	7,000	0	0

Printed on a Xerox 9700 Laser Printing System at the Computing Services Center / Texas A&M University

Form: URGB01 (02/05/85)

Account	Description	Beginning Balance	Revenues	Net Allocations	Expenditures	Increase (Decrease)	Ending Balance
209008-20106	LIBRARY-PRESERVATION SERVICES						
	Expense						
	Operations and Maintenance				5,000		
	Account Total	0	0	5,000	5,000	0	0
209008-20107	LIBRARY-ASC-M&O						
	Expense						
	Operations and Maintenance				29,900		
	Account Total	0	0	29,900	29,900	0	0
209009-20100	CF-COLLEGE OF BUSINESS						
	Expense						
	Operations and Maintenance				10,000		
	Account Total	0	0	10,000	10,000	0	0
209009-20102	CF-COLLEGE OF BUSINESS-MGMK						
	Expense						
	Operations and Maintenance				10,000		
	Account Total	0	0	10,000	10,000	0	0
209009-20200	CF-COLLEGE OF A&S						
	Expense						
	Operations and Maintenance				43,846		
	Account Total	0	0	43,846	43,846	0	0
209009-20300	CF-COLLEGE OF EDUC						
	Expense						
	Operations and Maintenance				60,000		
	Account Total	0	0	60,000	60,000	0	0
209009-20304	CF-COLLEGE OF EDUC-C&I						
	Expense						
	Operations and Maintenance				8,810		
	Account Total	0	0	8,810	8,810	0	0
209014	ACADEMIC ADVISING - UNDERGRADUATE						
	Expense						
	Salaries - Non-Faculty				669,479		
	Wages				9,880		
	Benefits				121,770		
	Operations and Maintenance				41,876		
	Account Total	0	0	843,005	843,005	0	0
209099-00000	UNIVERSITY SERVICES FEE - UNAPP.						
	Account Total	4,879,396	0	133,097-	0	133,097-	4,746,299

Printed on a Xerox 9700 Laser Printing System at the Computing Services Center / Texas A&M University

Form: URGB01 (02/05/85)

Account	Description	Beginning Balance	Revenues	Net Allocations	Expenditures	Increase (Decrease)	Ending Balance
209099-20010	USF UNAPPROPRIATED - INSTRUCTION						
	Expense						
	Operations and Maintenance				298,148		
	Account Total	0	0	298,148	298,148	0	0
209099-20030	USF UNAPPROPRIATED-STUDENT SERVICE						
	Expense						
	Salaries - Non-Faculty				236,660		
	Wages				179,668		
	Benefits				13,745		
	Operations and Maintenance				667,076		
	Account Total	0	0	1,097,149	1,097,149	0	0
209099-20035	USF UNAPPROPRIATED-INST SUPPORT						
	Expense						
	Operations and Maintenance				298,148		
	Account Total	0	0	298,148	298,148	0	0
209099-20040	USF UNAPPROPRIATED- O&M PLANT						
	Expense						
	Operations and Maintenance				298,148		
	Account Total	0	0	298,148	298,148	0	0
209100	STUDENT REC SERVICE FEE						
	Revenue						
	Fees		1,447,400				
	Expense						
	Salaries - Non-Faculty				104,408		
	Wages				100,413		
	Benefits				31,310		
	Operations and Maintenance				1,211,269		
	Account Total	0	1,447,400	0	1,447,400	0	0
210100	TPEG - RESIDENT GRANTS						
	Expense						
	Scholarships				931,250		
	Account Total	0	0	931,250	931,250	0	0
210110	TPEG - NON RESIDENT GRANTS						
	Expense						
	Scholarships				14,702		
	Account Total	0	0	14,702	14,702	0	0
210300	VENDING REVENUE						
	Revenue						
	Sales and Services		15,000				
	Expense						
	Operations and Maintenance				15,000		
	Account Total	0	15,000	0	15,000	0	0

Printed on a Xerox 9700 Laser Printing System at the Computing Services Center / Texas A&M University

Form: URGB01 (02/05/85)

Account	Description	Beginning Balance	Revenues	Net Allocations	Expenditures	Increase (Decrease)	Ending Balance
214000	GTC PROGRAM						
	Revenue						
	Fees		65,010				
	Expense						
	Operations and Maintenance				65,010		
	Account Total	0	65,010	0	65,010	0	0
215000	APPLICATION FEE						
	Revenue						
	Fees		255,000				
	Expense						
	Salaries - Non-Faculty				171,941		
	Benefits				39,532		
	Operations and Maintenance				43,527		
	Account Total	0	255,000	0	255,000	0	0
215700	ORIENTATION FEE						
	Revenue						
	Sales and Services		283,000				
	Expense						
	Salaries - Non-Faculty				163		
	Wages				14,820		
	Benefits				1,134		
	Operations and Maintenance				100,000		
	Account Total	0	283,000	166,883-	116,117	0	0
216600	INTERNATIONAL STUDENT APP FEE						
	Revenue						
	Fees		6,900				
	Expense						
	Operations and Maintenance				6,900		
	Account Total	0	6,900	0	6,900	0	0
216750	LATE REGISTRATION/PAYMENT						
	Revenue						
	Fees		20,000				
	Expense						
	Salaries - Non-Faculty				16,260		
	Benefits				3,740		
	Account Total	0	20,000	0	20,000	0	0
216752	REINSTATEMENT FEE						
	Revenue						
	Fees		7,500				
	Expense						
	Operations and Maintenance				7,500		
	Account Total	0	7,500	0	7,500	0	0

Printed on a Xerox 9700 Laser Printing System at the Computing Services Center / Texas A&M University

Form: URGB01 (02/05/85)

Account	Description	Beginning Balance	Revenues	Net Allocations	Expenditures	Increase (Decrease)	Ending Balance
216754	DEFERRED PAYMENT PLAN FEE						
	Revenue						
	Fees		140,000				
	Expense						
	Salaries - Non-Faculty				114,122		
	Benefits				25,878		
	Account Total	0	140,000	0	140,000	0	0
218011	BUDGET OFFICE						
	Expense						
	Salaries - Non-Faculty				120,002		
	Benefits				27,601		
	Account Total	0	0	147,603	147,603	0	0
218020-20001	OFFICE OF THE PRESIDENT-MAIN OPER						
	Expense						
	Salaries - Non-Faculty				509,732		
	Wages				125,000		
	Benefits				65,446		
	Operations and Maintenance				323,587		
	Account Total	0	0	1,023,765	1,023,765	0	0
218021	PRESIDENTIAL CONTINGENCY FUND						
	Expense						
	Operations and Maintenance				200,000		
	Account Total	0	0	200,000	200,000	0	0
218025	BUSINESS AFFAIRS						
	Expense						
	Wages				9,880		
	Benefits				756		
	Operations and Maintenance				51,332		
	Account Total	0	0	61,968	61,968	0	0
218027-20010	SYSTEM ASSESSMENT - INSTRUCTION						
	Expense						
	Operations and Maintenance				196,193		
	Account Total	0	0	196,193	196,193	0	0
218027-20020	SYSTEM ASSESSMENT - PUBLIC SERVICE						
	Expense						
	Operations and Maintenance				4,103		
	Account Total	0	0	4,103	4,103	0	0
218027-20025	SYSTEM ASSESSMENT - ACADEMIC SUPPOR						
	Expense						
	Operations and Maintenance				64,342		
	Account Total	0	0	64,342	64,342	0	0

Printed on a Xerox 9700 Laser Printing System at the Computing Services Center / Texas A&M University

Form: URGB01 (02/05/85)

Account	Description	Beginning Balance	Revenues	Net Allocations	Expenditures	Increase (Decrease)	Ending Balance
218027-20030	SYSTEM ASSESSMENT - STUDENT SERVICE						
	Expense						
	Operations and Maintenance				124,516		
	Account Total	0	0	124,516	124,516	0	0
218027-20035	SYSTEM ASSESSMENT - INSTITUTIONAL						
	Expense						
	Operations and Maintenance				82,829		
	Account Total	0	0	82,829	82,829	0	0
218027-20040	SYSTEM ASSESSMENT - O&M OF PLANT						
	Expense						
	Operations and Maintenance				51,619		
	Account Total	0	0	51,619	51,619	0	0
218030	PROVOST/ACADEMIC AFFAIRS						
	Expense						
	Salaries - Non-Faculty				20,379		
	Wages				15,660		
	Benefits				5,882		
	Operations and Maintenance				579,845		
	Account Total	0	0	621,766	621,766	0	0
218031	FACULTY DEVELOPMENT/TRAVEL						
	Expense						
	Operations and Maintenance				205,200		
	Account Total	0	0	205,200	205,200	0	0
218037	GRADUATE STUDIES & SPONSORED PRGM						
	Expense						
	Salaries - Non-Faculty				2,249		
	Wages				9,880		
	Benefits				1,273		
	Operations and Maintenance				25,287		
	Account Total	0	0	38,689	38,689	0	0
218043-00000	STUDENT SUCCESS						
	Expense						
	Salaries - Non-Faculty				5,203		
	Benefits				1,181		
	Account Total	0	0	6,384	6,384	0	0
218046	STUDENT FINANCIAL AID						
	Expense						
	Salaries - Non-Faculty				1,442		
	Benefits				330		
	Account Total	0	0	1,772	1,772	0	0

Printed on a Xerox 9700 Laser Printing System at the Computing Services Center / Texas A&M University

Form: URGB01 (02/05/85)

Account	Description	Beginning Balance	Revenues	Net Allocations	Expenditures	Increase (Decrease)	Ending Balance
218048	MILITARY COMMUNITY DEVELOPMENT						
	Expense						
	Operations and Maintenance				77,000		
	Account Total	0	0	77,000	77,000	0	0
218049	TITLE IX OPERATIONS						
	Expense						
	Operations and Maintenance				15,000		
	Account Total	0	0	15,000	15,000	0	0
218050	UNIV. COMMUNICATIONS & MARKETING						
	Expense						
	Salaries - Non-Faculty				417,117		
	Benefits				95,091		
	Operations and Maintenance				421,040		
	Account Total	0	0	933,248	933,248	0	0
218052	UNIVERSITY ADVANCEMENT						
	Expense						
	Salaries - Non-Faculty				691,821		
	Wages				9,880		
	Benefits				158,461		
	Operations and Maintenance				63,050		
	Account Total	0	0	923,212	923,212	0	0
218053	INSTITUTIONAL RESEARCH						
	Expense						
	Salaries - Non-Faculty				103,113		
	Benefits				23,716		
	Operations and Maintenance				3,400		
	Account Total	0	0	130,229	130,229	0	0
218054-20000	ALUMNI AFFAIRS-SALARIES						
	Expense						
	Salaries - Non-Faculty				80,001		
	Benefits				18,401		
	Account Total	0	0	98,402	98,402	0	0
218055	ADMISSIONS						
	Expense						
	Operations and Maintenance				11,256		
	Account Total	0	0	11,256	11,256	0	0
218090	UNIVISION PRACTICUM PROGRAM						
	Expense						
	Operations and Maintenance				67,032		
	Account Total	0	0	67,032	67,032	0	0

Printed on a Xerox 9700 Laser Printing System at the Computing Services Center / Texas A&M University

Form: URGB01 (02/05/85)

Account	Description	Beginning Balance	Revenues	Net Allocations	Expenditures	Increase (Decrease)	Ending Balance
218100-00000	COLLEGE OF ARTS & SCIENCES						
	Expense						
	Salaries - Non-Faculty				1,303		
	Wages				14,820		
	Benefits				1,434		
	Operations and Maintenance				110,600		
	Account Total	0	0	128,157	128,157	0	0
218101-00000	SCIENCE & MATH						
	Expense						
	Wages				24,960		
	Benefits				1,909		
	Operations and Maintenance				16,909		
	Equipment (Capitalized)				6,182		
	Account Total	0	0	49,960	49,960	0	0
218101-20000	BIOLOGY						
	Expense						
	Operations and Maintenance				60,520		
	Account Total	0	0	60,520	60,520	0	0
218101-20002	CHEMISTRY						
	Expense						
	Operations and Maintenance				32,000		
	Account Total	0	0	32,000	32,000	0	0
218101-20003	EARTH SCIENCE						
	Expense						
	Operations and Maintenance				4,000		
	Account Total	0	0	4,000	4,000	0	0
218101-20004	GEOGRAPHY - DO NOT USE						
	Expense						
	Operations and Maintenance				4,000		
	Account Total	0	0	4,000	4,000	0	0
218101-20005	PHYSICS						
	Expense						
	Operations and Maintenance				4,000		
	Account Total	0	0	4,000	4,000	0	0
218102-20000	COMMUNICATIONS - OPERATING						
	Expense						
	Operations and Maintenance				20,520		
	Account Total	0	0	20,520	20,520	0	0

Printed on a Xerox 9700 Laser Printing System at the Computing Services Center / Texas A&M University

Form: URGB01 (02/05/85)

Account	Description	Beginning Balance	Revenues	Net Allocations	Expenditures	Increase (Decrease)	Ending Balance
218102-22000	COMMUNICATIONS - MAGAZINE						
	Expense						
	Wages				20,000		
	Benefits				1,530		
	Operations and Maintenance				8,500		
	Account Total	0	0	30,030	30,030	0	0
218103-00000	LANGUAGE & LITERATURE						
	Expense						
	Wages				27,000		
	Benefits				2,066		
	Operations and Maintenance				4,800		
	Account Total	0	0	33,866	33,866	0	0
218104	HISTORY						
	Expense						
	Operations and Maintenance				1,800		
	Account Total	0	0	1,800	1,800	0	0
218105	POLITICAL SCIENCE						
	Expense						
	Operations and Maintenance				800		
	Account Total	0	0	800	800	0	0
218106-00000	SOCIOLOGY & CRIMINOLOGY						
	Expense						
	Operations and Maintenance				11,465		
	Account Total	0	0	11,465	11,465	0	0
218107	PSYCHOLOGY						
	Expense						
	Operations and Maintenance				13,919		
	Account Total	0	0	13,919	13,919	0	0
218108	WRITING CENTER & WAC						
	Expense						
	Wages				193,396		
	Benefits				14,795		
	Operations and Maintenance				25,446		
	Account Total	0	0	233,637	233,637	0	0
218109-20000	A&S FAC DEVEL/TRAVEL-DEAN						
	Expense						
	Operations and Maintenance				60,000		
	Account Total	0	0	60,000	60,000	0	0

Printed on a Xerox 9700 Laser Printing System at the Computing Services Center / Texas A&M University

Form: URGB01 (02/05/85)

Account	Description	Beginning Balance	Revenues	Net Allocations	Expenditures	Increase (Decrease)	Ending Balance
218109-20002	A&S FAC DEVEL/TRAVEL-SOCIAL SCIENCE						
	Expense						
	Operations and Maintenance				28,800		
	Account Total	0	0	28,800	28,800	0	0
218110-00000	COLLEGE OF BUSINESS						
	Expense						
	Salaries - Non-Faculty				34,014		
	Wages				50,000		
	Benefits				8,655		
	Operations and Maintenance				75,845		
	Account Total	0	0	168,514	168,514	0	0
218111	ACCOUNTING, ECONOMICS & FINANCE						
	Expense						
	Operations and Maintenance				2,400		
	Account Total	0	0	2,400	2,400	0	0
218112	CIS & CS						
	Expense						
	Operations and Maintenance				6,800		
	Account Total	0	0	6,800	6,800	0	0
218113	INTERNATIONAL PROGRAMS						
	Expense						
	Operations and Maintenance				19,340		
	Account Total	0	0	19,340	19,340	0	0
218114	MARKETING & MANAGEMENT						
	Expense						
	Operations and Maintenance				3,600		
	Account Total	0	0	3,600	3,600	0	0
218119-20000	BUS-FAC DEVEL/TRAVEL-DEAN						
	Expense						
	Operations and Maintenance				12,000		
	Account Total	0	0	12,000	12,000	0	0
218120-00000	COLLEGE OF ED & HUMAN DEVELOPMENT						
	Expense						
	Salaries - Faculty				30,001		
	Wages				22,230		
	Benefits				1,701		
	Operations and Maintenance				102,000		
	Account Total	0	0	155,932	155,932	0	0

Printed on a Xerox 9700 Laser Printing System at the Computing Services Center / Texas A&M University

Form: URGB01 (02/05/85)

Account	Description	Beginning Balance	Revenues	Net Allocations	Expenditures	Increase (Decrease)	Ending Balance
218120-20300	ED & HUMAN DEV - RESEARCH ACTIVITY						
	Expense						
	Salaries - Faculty				30,001		
	Benefits				6,900		
	Account Total	0	0	36,901	36,901	0	0
218121	BILINGUAL EDUCATION						
	Expense						
	Operations and Maintenance				1,000		
	Account Total	0	0	1,000	1,000	0	0
218122-20000	EDUCATOR & LEADERSHIP PREP						
	Expense						
	Wages				14,820		
	Benefits				1,134		
	Operations and Maintenance				14,200		
	Account Total	0	0	30,154	30,154	0	0
218123	EDUC PRGM-CURRICULUM & INSTRUCTION						
	Expense						
	Operations and Maintenance				18,690		
	Account Total	0	0	18,690	18,690	0	0
218124	HEALTH & KINESIOLOGY						
	Expense						
	Operations and Maintenance				800		
	Account Total	0	0	800	800	0	0
218125-00000	COUNSELING, HEALTH & KINESIOLOGY						
	Expense						
	Wages				14,820		
	Benefits				1,134		
	Operations and Maintenance				40,000		
	Account Total	0	0	55,954	55,954	0	0
218126	EDUCATOR PREPARATION PROGRAM						
	Expense						
	Wages				9,880		
	Benefits				756		
	Account Total	0	0	10,636	10,636	0	0
218129-20003	EDUC FAC D&T-CURRICULUM & INSTRUCTI						
	Expense						
	Operations and Maintenance				12,800		
	Account Total	0	0	12,800	12,800	0	0

Printed on a Xerox 9700 Laser Printing System at the Computing Services Center / Texas A&M University

Form: URGB01 (02/05/85)

Account	Description	Beginning Balance	Revenues	Net Allocations	Expenditures	Increase (Decrease)	Ending Balance
218130	CENTER FOR INFORMATION TECHNOLOGY						
	Expense						
	Operations and Maintenance				7,830		
	Account Total	0	0	7,830	7,830	0	0
218225	UTILITIES						
	Expense						
	Utilities				1,018,452		
	Account Total	0	0	1,018,452	1,018,452	0	0
218230	FACILITIES OPERATING						
	Expense						
	Operations and Maintenance				2,682,816		
	Account Total	0	0	2,682,816	2,682,816	0	0
218231	RES-PLANT REPAIR & MAINTENANCE						
	Expense						
	Operations and Maintenance				836,643		
	Account Total	0	0	836,643	836,643	0	0
218236	CAMPUS MAIL AND RECEIVING						
	Expense						
	Salaries - Non-Faculty				40,914		
	Wages				14,820		
	Benefits				10,407		
	Operations and Maintenance				68,340		
	Account Total	0	0	134,481	134,481	0	0
218240	ACCOUNTING SERVICES						
	Expense						
	Salaries - Non-Faculty				31,712		
	Wages				9,880		
	Benefits				8,050		
	Operations and Maintenance				43,000		
	Account Total	0	0	92,642	92,642	0	0
218241	FINANCIAL SERVICES						
	Expense						
	Operations and Maintenance				7,000		
	Account Total	0	0	7,000	7,000	0	0
218245-00000	HUMAN RESOURCES						
	Expense						
	Wages				9,880		
	Benefits				756		
	Operations and Maintenance				103,691		
	Account Total	0	0	114,327	114,327	0	0

Printed on a Xerox 9700 Laser Printing System at the Computing Services Center / Texas A&M University

Form: URGB01 (02/05/85)

Account	Description	Beginning Balance	Revenues	Net Allocations	Expenditures	Increase (Decrease)	Ending Balance
218245-20000	HR - PROFESSIONAL DEVELOPMENT						
	Expense						
	Operations and Maintenance				10,000		
	Account Total	0	0	10,000	10,000	0	0
218245-21000	HR - BACKGROUND CHECKS						
	Expense						
	Operations and Maintenance				10,500		
	Account Total	0	0	10,500	10,500	0	0
218252	NEW HIRE EQUIPMENT						
	Expense						
	Operations and Maintenance				30,000		
	Account Total	0	0	30,000	30,000	0	0
218253	COMPUTER REFRESH PROGRAM						
	Expense						
	Operations and Maintenance				302,000		
	Account Total	0	0	302,000	302,000	0	0
218255	PAYROLL						
	Expense						
	Wages				9,880		
	Benefits				756		
	Operations and Maintenance				19,611		
	Account Total	0	0	30,247	30,247	0	0
218260	PROCUREMENT						
	Expense						
	Salaries - Non-Faculty				430		
	Wages				9,880		
	Benefits				756		
	Operations and Maintenance				16,280		
	Account Total	0	0	27,346	27,346	0	0
218270	STUDENT BUSINESS SERVICES						
	Expense						
	Operations and Maintenance				109,305		
	Account Total	0	0	109,305	109,305	0	0
218277	COMPLIANCE						
	Expense						
	Salaries - Non-Faculty				180,309		
	Wages				9,880		
	Benefits				42,227		
	Operations and Maintenance				13,000		
	Account Total	0	0	245,416	245,416	0	0

Printed on a Xerox 9700 Laser Printing System at the Computing Services Center / Texas A&M University

Form: URGB01 (02/05/85)

Account	Description	Beginning Balance	Revenues	Net Allocations	Expenditures	Increase (Decrease)	Ending Balance
218279	COPY/PRINT SERVICES						
	Expense						
	Wages				8,320		
	Benefits				637		
	Operations and Maintenance				64,500		
	Account Total	0	0	73,457	73,457	0	0
218280	PRESIDIO GALLERY						
	Expense						
	Operations and Maintenance				200,000		
	Account Total	0	0	200,000	200,000	0	0
218410	DESIG TUITION SET ASIDE-UGRAD						
	Expense						
	Scholarships				793,574		
	Account Total	0	0	793,574	793,574	0	0
218412	DESIGNATED TUITION SET ASIDE - GRAD						
	Expense						
	Scholarships				119,521		
	Account Total	0	0	119,521	119,521	0	0
218500	INSTITUTIONAL STUDENT AID						
	Expense						
	Scholarships				48,058		
	Account Total	0	0	48,058	48,058	0	0
218600-20001	MSI-I						
	Expense						
	Operations and Maintenance				57,600		
	Account Total	0	0	57,600	57,600	0	0
218700	ACADEMIC RESEARCH INITATIVES						
	Expense						
	Operations and Maintenance				200,000		
	Account Total	0	0	200,000	200,000	0	0
218908-20100	RES-SALARY PLAN/MERIT-INSTRUCTION						
	Expense						
	Salaries - Faculty				50,000		
	Account Total	0	0	50,000	50,000	0	0
220023	PRESIDENT'S CIRCLE						
	Revenue						
	Gifts		25,000				
	Expense						
	Operations and Maintenance				25,000		
	Account Total	0	25,000	0	25,000	0	0

Printed on a Xerox 9700 Laser Printing System at the Computing Services Center / Texas A&M University

Form: URGB01 (02/05/85)

Account	Description	Beginning Balance	Revenues	Net Allocations	Expenditures	Increase (Decrease)	Ending Balance
220202	CAREER CLOTHES CLOSET						
	Expense						
	Operations and Maintenance				5,000		
	Account Total	0	0	5,000	5,000	0	0
220301	COLLEGIATE LICENSING						
	Revenue						
	Other Operating Inc		31,809				
	Expense						
	Operations and Maintenance				31,809		
	Account Total	0	31,809	0	31,809	0	0
220401	TEA EPP ADMISSION FEE						
	Revenue						
	Sales and Services		19,085				
	Expense						
	Operations and Maintenance				19,085		
	Account Total	0	19,085	0	19,085	0	0
220801	TESTING CENTER - FEE SERVICE						
	Revenue						
	Sales and Services		21,250				
	Expense						
	Operations and Maintenance				21,250		
	Account Total	0	21,250	0	21,250	0	0
220903	GYM MEMBERSHIPS - STAFF/FACULTY						
	Revenue						
	Sales and Services		8,000				
	Expense						
	Operations and Maintenance				8,000		
	Account Total	0	8,000	0	8,000	0	0
220905	REC SPORTS-SPECIAL EVENTS-STUDENTS						
	Revenue						
	Other Operating Inc		1,000				
	Expense						
	Operations and Maintenance				1,000		
	Account Total	0	1,000	0	1,000	0	0
221203-20001	DRT - PERSONNEL						
	Revenue						
	Contracts and Grant		55,523				
	Expense						
	Salaries - Non-Faculty				45,173		
	Benefits				10,350		
	Account Total	0	55,523	0	55,523	0	0

Printed on a Xerox 9700 Laser Printing System at the Computing Services Center / Texas A&M University

Form: URGB01 (02/05/85)

Account	Description	Beginning Balance	Revenues	Net Allocations	Expenditures	Increase (Decrease)	Ending Balance
221602	PURCHASING COOPERATIVE						
	Revenue						
	Other Operating Inc		3,900				
	Expense						
	Operations and Maintenance				3,900		
	Account Total	0	3,900	0	3,900	0	0
221605	VA ANNUAL REPORTING DISTRIBUTION						
	Revenue						
	Other Operating Inc		2,700				
	Expense						
	Operations and Maintenance				2,700		
	Account Total	0	2,700	0	2,700	0	0
222000	CHANCELLOR'S RESEARCH INITIATIVE						
	Expense						
	Salaries - Faculty				15,000		
	Salaries - Non-Faculty				161,091		
	Benefits				40,170		
	Account Total	216,261	0	0	216,261	216,261-	0
223100-00000	DESIGNATED RESERVE						
	Account Total	2,474,988	0	1,804,554-	0	1,804,554-	670,434
223100-20010	DESIGNATED RESERVES - INSTRUCTION						
	Expense						
	Operations and Maintenance				100,000		
	Account Total	0	0	100,000	100,000	0	0
223801-00000	ONE-TIME EXPENSES - BA						
	Expense						
	Operations and Maintenance				459,365		
	Account Total	0	0	459,365	459,365	0	0
223801-20040	ONE-TIME EXPENSES BA-O&M PLANT						
	Expense						
	Operations and Maintenance				425,000		
	Equipment (Capitalized)				94,000		
	Account Total	0	0	519,000	519,000	0	0
223802	ONE-TIME EXPENSES - SA						
	Expense						
	Operations and Maintenance				804,068		
	Account Total	0	0	804,068	804,068	0	0
223804	ONE-TIME EXPENSES - PRES OFFICE						
	Expense						
	Operations and Maintenance				337,247		
	Account Total	0	0	337,247	337,247	0	0

Printed on a Xerox 9700 Laser Printing System at the Computing Services Center / Texas A&M University

Form: URGB01 (02/05/85)

Account	Description	Beginning Balance	Revenues	Net Allocations	Expenditures	Increase (Decrease)	Ending Balance
223805-00000	ONE-TIME EXPENSES - AA						
	Expense						
	Operations and Maintenance				227,056		
	Account Total	0	0	227,056	227,056	0	0
230014	FT - EDBL 3315 AND 5390						
	Revenue						
	Fees		18,000				
	Expense						
	Scholarships				1,200		
	Operations and Maintenance				16,800		
	Account Total	0	18,000	0	18,000	0	0
230015	FT - MGMT AND BUAD						
	Revenue						
	Fees		22,000				
	Expense						
	Operations and Maintenance				22,000		
	Account Total	0	22,000	0	22,000	0	0
231100-20100	EBOOK COURSE FEE - COLLEGE OF BUS						
	Revenue						
	Fees		1,143,571				
	Expense						
	Salaries - Non-Faculty				13,083		
	Benefits				2,973		
	Operations and Maintenance				1,127,515		
	Account Total	0	1,143,571	0	1,143,571	0	0
231100-20200	EBOOK COURSE FEE - COLLEGE OF A&SCI						
	Revenue						
	Fees		280,000				
	Expense						
	Salaries - Non-Faculty				13,079		
	Benefits				2,972		
	Operations and Maintenance				263,949		
	Account Total	0	280,000	0	280,000	0	0
231100-20300	EBOOK COURSE FEE - COLLEGE OF ED						
	Revenue						
	Fees		475,645				
	Expense						
	Salaries - Non-Faculty				13,079		
	Benefits				2,972		
	Operations and Maintenance				459,594		
	Account Total	0	475,645	0	475,645	0	0

Printed on a Xerox 9700 Laser Printing System at the Computing Services Center / Texas A&M University

Form: URGB01 (02/05/85)

Account	Description	Beginning Balance	Revenues	Net Allocations	Expenditures	Increase (Decrease)	Ending Balance
260000	REMISSIONS AND WAIVERS-LOCAL						
	Revenue						
	Exemptions		3,085,800				
	Expense						
	Scholarships				3,085,800		
	Account Total	0	3,085,800	0	3,085,800	0	0
270200	AUXILIARY SUPPORT SERVICES						
	Expense						
	Operations and Maintenance				278,940		
	Account Total	0	0	278,940	278,940	0	0
270300	HERFF JONES COMMISSIONS						
	Revenue						
	Sales and Services		16,600				
	Expense						
	Operations and Maintenance				16,600		
	Account Total	0	16,600	0	16,600	0	0
299999	TUITION DISCOUNT - DESIGNATED						
	Revenue						
	Discounts and Allow		3,424,316-				
	Discounts and Allow		5,197,010-				
	Expense						
	Scholarship Discounts				1,153,494-		
	Account Total	0	8,621,326-	0	1,153,494-	7,467,832-	7,467,832-

Printed on a Xerox 9700 Laser Printing System at the Computing Services Center / Texas A&M University

Form: URGB01 (02/05/85)

Account	Description	Beginning Balance	Revenues	Net Allocations	Expenditures	Increase (Decrease)	Ending Balance
Designated Funds - Board Approved							
	Revenue						
	Tuition - Designate		13,391,956				
	Discounts and Allow		3,424,316-				
	Fees		21,450,992				
	Discounts and Allow		5,197,010-				
	Exemptions		3,085,800				
	Contracts and Grant		55,523				
	Gifts		50,300				
	Sales and Services		425,905				
	Investment Income		452,451				
	Other Operating Inc		39,409				
	Expense						
	Salaries - Faculty				165,003		
	Salaries - Non-Faculty				10,229,830		
	Wages				1,885,923		
	Benefits				2,213,046		
	Utilities				1,018,452		
	Scholarships				5,020,505		
	Scholarship Discounts				1,153,494-		
	Operations and Maintenance				21,196,839		
	Equipment (Capitalized)				238,842		
	Grand Total	8,862,794	30,331,010	320,010	40,814,946	10,163,926-	1,301,132-

Printed on a Xerox 9700 Laser Printing System at the Computing Services Center / Texas A&M University

Form: URGB01 (02/05/85)

Account	Description	Beginning Balance	Revenues	Net Allocations	Expenditures	Increase (Decrease)	Ending Balance

****
* *
* BLANK PAGE *
* *
****

Printed on a Xerox 9700 Laser Printing System at the Computing Services Center / Texas A&M University

Form: URGB01 (02/05/85)

Account	Description	Beginning Balance	Revenues	Net Allocations	Expenditures	Increase (Decrease)	Ending Balance
270000	UNEMPLOYMENT COMPENSATION-SRVC DEPT						
	Revenue						
	Sales and Services		16,148				
	Expense						
	Wages				15,000		
	Benefits				1,148		
	Account Total	0	16,148	0	16,148	0	0
270100	LUMP SUM TERMINATION-SRVC DEPT						
	Revenue						
	Sales and Services		42,579				
	Expense						
	Wages				39,553		
	Benefits				3,026		
	Account Total	0	42,579	0	42,579	0	0

Printed on a Xerox 9700 Laser Printing System at the Computing Services Center / Texas A&M University

Form: URGB01 (02/05/85)

Account	Description	Beginning Balance	Revenues	Net Allocations	Expenditures	Increase (Decrease)	Ending Balance
Designated Service Departments - Board Approved							
	Revenue						
	Sales and Services		58,727				
	Expense						
	Wages				54,553		
	Benefits				4,174		
	Grand Total	0	58,727	0	58,727	0	0

Printed on a Xerox 9700 Laser Printing System at the Computing Services Center / Texas A&M University

Form: URGB01 (02/05/85)

Account	Description	Beginning Balance	Revenues	Net Allocations	Expenditures	Increase (Decrease)	Ending Balance
300001	PARKING FEES						
	Revenue						
	Sales and Services		268,740				
	Account Total	0	268,740	268,740-	0	0	0
300100	PARKING FINES						
	Revenue						
	Other Operating Inc		112,790				
	Expense						
	Operations and Maintenance				99,530		
	Account Total	0	112,790	13,260-	99,530	0	0
310000	RETURNED ITEMS CHARGES						
	Revenue						
	Other Operating Inc		2,000				
	Expense						
	Operations and Maintenance				2,000		
	Account Total	0	2,000	0	2,000	0	0
323310	INSTRUC LEADERSHIP DEV CERT PYMTS						
	Revenue						
	Fees		3,300				
	Expense						
	Operations and Maintenance				3,300		
	Account Total	0	3,300	0	3,300	0	0
380000	AUXILIARY OPERATIONS						
	Revenue						
	Sales and Services		99,895				
	Expense						
	Salaries - Non-Faculty				37,612		
	Benefits				8,626		
	Operations and Maintenance				53,657		
	Account Total	0	99,895	0	99,895	0	0
380005	CHARTWELLS COMMISSION						
	Revenue						
	Sales and Services		18,000				
	Expense						
	Operations and Maintenance				10,000		
	Equipment (Capitalized)				8,000		
	Account Total	0	18,000	0	18,000	0	0
399999	TUITION DISCOUNT - AUXILIARY						
	Revenue						
	Discounts and Allow		488-				
	Account Total	0	488-	0	0	488-	488-

Printed on a Xerox 9700 Laser Printing System at the Computing Services Center / Texas A&M University

Form: URGB01 (02/05/85)

Account	Description	Beginning Balance	Revenues	Net Allocations	Expenditures	Increase (Decrease)	Ending Balance
Auxiliary Enterprises - Board Approved							
	Revenue						
	Fees		3,300				
	Discounts and Allow		488-				
	Sales and Services		386,635				
	Other Operating Inc		114,790				
	Expense						
	Salaries - Non-Faculty				37,612		
	Benefits				8,626		
	Operations and Maintenance				168,487		
	Equipment (Capitalized)				8,000		
	Grand Total	0	504,237	282,000-	222,725	488-	488-

Printed on a Xerox 9700 Laser Printing System at the Computing Services Center / Texas A&M University

Form: URGB01 (02/05/85)

Account	Description	Beginning Balance	Revenues	Net Allocations	Expenditures	Increase (Decrease)	Ending Balance
401000-21819	FEDERAL PELL 2018-2019						
	Revenue						
	Student Financial A		13,754,590				
	Expense						
	Scholarships				13,754,590		
	Account Total	0	13,754,590	0	13,754,590	0	0
401030-21819	FEDERAL WORK STUDY 2018-2019						
	Revenue						
	Student Financial A		249,984				
	Expense						
	Wages				249,984		
	Account Total	0	249,984	0	249,984	0	0
430401	MOVING TARGET DEFENSE						
	Revenue						
	Contracts and Grant		6,765				
	Expense						
	Salaries - Faculty				5,500		
	Benefits				1,265		
	Account Total	0	6,765	0	6,765	0	0
430500	NSA-CYBERSECURITY CURRICULA DEVELOP						
	Revenue						
	Contracts and Grant		42,457				
	Expense						
	Salaries - Faculty				38,712		
	Benefits				3,745		
	Account Total	0	42,457	0	42,457	0	0
431908-00000	GTFS PROGRAM						
	Revenue						
	Contracts and Grant		30,003				
	Account Total	0	30,003	30,003-	0	0	0
431908-20001	GTFS - SALARY						
	Expense						
	Salaries - Non-Faculty				24,392		
	Benefits				5,611		
	Account Total	0	0	30,003	30,003	0	0

Printed on a Xerox 9700 Laser Printing System at the Computing Services Center / Texas A&M University

Form: URGB01 (02/05/85)

Account	Description	Beginning Balance	Revenues	Net Allocations	Expenditures	Increase (Decrease)	Ending Balance
499100	RESTRICTED - BUDGET ONLY						
	Revenue						
	Contracts and Grant		400,000				
	Expense						
	Salaries - Faculty				157,500		
	Wages				47,251		
	Benefits				3,615		
	Operations and Maintenance				191,634		
	Account Total	0	400,000	0	400,000	0	0
499999	TUITION DISCOUNT - RESTRICTED						
	Expense						
	Scholarship Discounts				9,701,497-		
	Account Total	0	0	0	9,701,497-	9,701,497	9,701,497
541000	UNIVERSITY ADVANCEMENT GIFTS						
	Revenue						
	Gifts		600,000				
	Expense						
	Scholarships				110,000		
	Operations and Maintenance				490,000		
	Account Total	0	600,000	0	600,000	0	0

Printed on a Xerox 9700 Laser Printing System at the Computing Services Center / Texas A&M University

Form: URGB01 (02/05/85)

Account	Description	Beginning Balance	Revenues	Net Allocations	Expenditures	Increase (Decrease)	Ending Balance
Restricted Funds - Board Approved							
	Revenue						
	Contracts and Grant		479,225				
	Student Financial A		14,004,574				
	Gifts		600,000				
	Expense						
	Salaries - Faculty				201,712		
	Salaries - Non-Faculty				24,392		
	Wages				297,235		
	Benefits				14,236		
	Scholarships				13,864,590		
	Scholarship Discounts				9,701,497-		
	Operations and Maintenance				681,634		
	Grand Total	0	15,083,799	0	5,382,302	9,701,497	9,701,497

Printed on a Xerox 9700 Laser Printing System at the Computing Services Center / Texas A&M University

Form: URGB01 (02/05/85)

Account	Description	Beginning Balance	Revenues	Net Allocations	Expenditures	Increase (Decrease)	Ending Balance

****
* *
* BLANK PAGE *
* *
****

Printed on a Xerox 9700 Laser Printing System at the Computing Services Center / Texas A&M University

Form: URGB01 (02/05/85)

Account	Description	Beginning Balance	Revenues	Net Allocations	Expenditures	Increase (Decrease)	Ending Balance

This section not used.

Printed on a Xerox 9700 Laser Printing System at the Computing Services Center / Texas A&M University

Form: URGB01 (02/05/85)

Account	Description	Beginning Balance	Revenues	Net Allocations	Expenditures	Increase (Decrease)	Ending Balance

****
* *
* BLANK PAGE *
* *
****

Printed on a Xerox 9700 Laser Printing System at the Computing Services Center / Texas A&M University

Form: URGB01 (02/05/85)

CC	Account	Transaction Description	- Offset - CC	Account	Amount	Actual Entry From CC	Account	To CC	Account	Feed	Mand
25	010000	GENERAL REVENUE									
		EST INCOME TRANSFER PER 664	25	011995	24,975,699.00-	25	010000	25	011995	Y	
		TRB DEBT SERVICE TRANSFER	25	019001	7,690,721.00-	25	010000	25	019001	N	
		** Decrease in Fund Balance **			32,666,420.00-						
25	010020	EDUCATIONAL AND GENERAL									
		EST INCOME TRANSFER PER 664	25	011995	7,458,494.00-	25	010020	25	011995	Y	
		TPEG SET ASIDE TRANSFER	25	011995	950,013.00-	25	010020	25	011995	N	
		** Decrease in Fund Balance **			8,408,507.00-						
25	011995	TRANSFER OF BUDGETED FUNDS									
		EST INCOME TRANSFER PER 664	25	010000	24,975,699.00	25	010000	25	011995	Y	
		EST INCOME TRANSFER PER 664	25	010020	7,458,494.00	25	010020	25	011995	Y	
		TPEG SET ASIDE TRANSFER	25	010020	950,013.00	25	010020	25	011995	N	
		ESTIMATED EXPENDITURES PER 664	25	012000	5,352,103.00-	25	011995	25	012000	Y	
		ESTIMATED EXPENDITURES PER 664	25	012100	62,028.00-	25	011995	25	012100	Y	
		ESTIMATED EXPENDITURES PER 664	25	013000	1,625,571.00-	25	011995	25	013000	Y	
		ESTIMATED EXPENDITURES PER 664	25	013010	1,848,465.00-	25	011995	25	013010	Y	
		ESTIMATED EXPENDITURES PER 664	25	013030	1,690,742.00-	25	011995	25	013030	Y	
		ESTIMATED EXPENDITURES PER 664	25	013200	1,646,634.00-	25	011995	25	013200	Y	
		ESTIMATED EXPENDITURES PER 664	25	013260	1,040.00-	25	011995	25	013260	Y	
		ESTIMATED EXPENDITURES PER 664	25	013290	3,135,000.00-	25	011995	25	013290	Y	
		ESTIMATED EXPENDITURES PER 664	25	013800	1,105,273.00-	25	011995	25	013800	Y	
		ESTIMATED EXPENDITURES PER 664	25	014000	5,808,519.00-	25	011995	25	014000	Y	
		ESTIMATED EXPENDITURES PER 664	25	015000	175,384.00-	25	011995	25	015000	Y	
		ESTIMATED EXPENDITURES PER 664	25	015700	40,324.00-	25	011995	25	015700	Y	
		ESTIMATED EXPENDITURES PER 664	25	015890	590.00-	25	011995	25	015890	Y	
		ESTIMATED EXPENDITURES PER 664	25	016010	365,413.00-	25	011995	25	016010	Y	
		ESTIMATED EXPENDITURES PER 664	25	016300	4,026,021.00-	25	011995	25	016300	Y	
		ESTIMATED EXPENDITURES PER 664	25	017000	3,306,635.00-	25	011995	25	017000	Y	
		ESTIMATED EXPENDITURES PER 664	25	017500	12,317.00-	25	011995	25	017500	Y	
		ESTIMATED EXPENDITURES PER 664	25	019099	2,150,169.00-	25	011995	25	019099	Y	
		ESTIMATED EXPENDITURES PER 664	25	019996	86,026.00-	25	011995	25	019996	Y	
		TPEG TRANSFERS	25	021010	945,952.00-	25	011995	25	021010	N	
		** Decrease in Fund Balance **			0.00						
25	012000	GENERAL ADMINISTRATION									
		ESTIMATED EXPENDITURES PER 664	25	011995	5,352,103.00	25	011995	25	012000	Y	
		Educational Aid Program - Exp	25	012066	12,195.00-	25	012000	25	120066	N	
		** Increase in Fund Balance **			5,339,908.00						
25	012066	EDUCATIONAL AIDE PROGRAM									
		Educational Aid Program - Exp	25	012000	12,195.00	25	012000	25	120066	N	
		** Increase in Fund Balance **			12,195.00						
25	012100	GENERAL INSTITUTIONAL EXPENSE									
		ESTIMATED EXPENDITURES PER 664	25	011995	62,028.00	25	011995	25	012100	Y	
		** Increase in Fund Balance **			62,028.00						

Printed on a Xerox 9700 Laser Printing System at the Computing Services Center / Texas A&M University

Form: URGB01 (02/05/85)

CC	Account	Transaction Description	- Offset - CC	Account	Amount	Actual Entry From CC	From Account	To CC	To Account	Feed	Mand
25	013000	RESIDENT INSTRUCTION & DOE-EDUC									
		ESTIMATED EXPENDITURES PER 664	25	011995	1,625,571.00	25	011995	25	013000	Y	
		** Increase in Fund Balance **			1,625,571.00						
25	013010	RESIDENT INSTRUC & DOE-BUSINESS									
		ESTIMATED EXPENDITURES PER 664	25	011995	1,848,465.00	25	011995	25	013010	Y	
		** Increase in Fund Balance **			1,848,465.00						
25	013030	RESIDNT INSTR & DOE-ARTS & SCI									
		ESTIMATED EXPENDITURES PER 664	25	011995	1,690,742.00	25	011995	25	013030	Y	
		** Increase in Fund Balance **			1,690,742.00						
25	013200	HOLD HARMLESS									
		ESTIMATED EXPENDITURES PER 664	25	011995	1,646,634.00	25	011995	25	013200	Y	
		** Increase in Fund Balance **			1,646,634.00						
25	013260	RESIDENT INSTRUC & DOE-BENEFITS									
		ESTIMATED EXPENDITURES PER 664	25	011995	1,040.00	25	011995	25	013260	Y	
		** Increase in Fund Balance **			1,040.00						
25	013290	RESIDNT INSTR & DOE-SAL RESERVE									
		ESTIMATED EXPENDITURES PER 664	25	011995	3,135,000.00	25	011995	25	013290	Y	
		** Increase in Fund Balance **			3,135,000.00						
25	013800	INSTRUCTIONAL ADMINISTRATION									
		ESTIMATED EXPENDITURES PER 664	25	011995	1,105,273.00	25	011995	25	013800	Y	
		** Increase in Fund Balance **			1,105,273.00						
25	014000	BENEFITS E&G									
		ESTIMATED EXPENDITURES PER 664	25	011995	5,808,519.00	25	011995	25	014000	Y	
		** Increase in Fund Balance **			5,808,519.00						
25	015000	PHYSICAL PLANT OPERATIONS									
		ESTIMATED EXPENDITURES PER 664	25	011995	175,384.00	25	011995	25	015000	Y	
		** Increase in Fund Balance **			175,384.00						
25	015700	CENTRAL RECEIVING									
		ESTIMATED EXPENDITURES PER 664	25	011995	40,324.00	25	011995	25	015700	Y	
		** Increase in Fund Balance **			40,324.00						
25	015890	BENEFITS-O&M PLANT									
		ESTIMATED EXPENDITURES PER 664	25	011995	590.00	25	011995	25	015890	Y	
		** Increase in Fund Balance **			590.00						
25	016010	INSTITUTIONAL ENHANCEMENT									
		ESTIMATED EXPENDITURES PER 664	25	011995	365,413.00	25	011995	25	016010	Y	
		** Increase in Fund Balance **			365,413.00						

Printed on a Xerox 9700 Laser Printing System at the Computing Services Center / Texas A&M University

Form: URGB01 (02/05/85)

CC	Account	Transaction Description	- Offset - CC	Account	Amount	-------- Actual Entry --------- ---- From ----- CC	Account	----- To ------ CC	Account	Feed	Mand
25	016300	SPECIAL ITEM - TRANSITIONAL FUNDING									
		ESTIMATED EXPENDITURES PER 664	25	011995	4,026,021.00	25	011995	25	016300	Y	
		** Increase in Fund Balance **			4,026,021.00						
25	017000	DOWNWARD EXPANSION									
		ESTIMATED EXPENDITURES PER 664	25	011995	3,306,635.00	25	011995	25	017000	Y	
		** Increase in Fund Balance **			3,306,635.00						
25	017500	COMPREHENSIVE RESEARCH FUNDS									
		ESTIMATED EXPENDITURES PER 664	25	011995	12,317.00	25	011995	25	017500	Y	
		** Increase in Fund Balance **			12,317.00						
25	019001	E&G DEBT SERVICE									
		TRB DEBT SERVICE TRANSFER	25	010000	7,690,721.00	25	010000	25	019001	N	
		TRB DEBT SERVICE	01	011213	7,690,721.00-	25	019001	01	011213	N	Y
		** Decrease in Fund Balance **			0.00						
25	019099	E&G RESERVE									
		ESTIMATED EXPENDITURES PER 664	25	011995	2,150,169.00	25	011995	25	019099	Y	
		** Increase in Fund Balance **			2,150,169.00						
25	019996	E&G LUMP SUM VAC SERVICE DEPT									
		ESTIMATED EXPENDITURES PER 664	25	011995	86,026.00	25	011995	25	019996	Y	
		** Increase in Fund Balance **			86,026.00						
25	019999	E&G AFR ADJUSTMENTS									
		TUITION DISCOUNTING	25	049999	2,233,177.00	25	049999	25	019999	N	
		** Increase in Fund Balance **			2,233,177.00						
25	021010	TEXAS PUBLIC EDUCATION GRANT									
		TPEG TRANSFERS	25	011995	945,952.00	25	011995	25	021010	N	
		** Increase in Fund Balance **			945,952.00						
25	021570	SA STUDENT ORIENTATION FEE									
		X-FER TO COPY MACHINES	25	027020	166,883.00-	25	215700	25	027020	N	
		** Decrease in Fund Balance **			166,883.00-						
25	021800	DESIGNATED TUITION									
		DESIGNATED TUITION- SET ASIDES	25	021840	913,095.00-	25	021800	25	021840	N	
		DESIGNATED TUITION-BE ON TIME	25	021850	48,058.00-	25	021800	25	021850	N	
		XFER TO CAREER CLOTHES CLOSET	25	022200	5,000.00-	25	021800	25	022200	Y	
		DESIGNATED RESERVE	25	022300	100,000.00-	25	021800	25	022300	Y	
		ESTIMATED EXPENDITURES PER 664	25	022300	542,182.00-	25	200005	25	022300	Y	
		TRX TO COPY MACHINES	25	027020	112,057.00-	25	021800	25	027020	Y	
		** Decrease in Fund Balance **			1,720,392.00-						
25	021840	DESIGNATED TUITION SET ASIDE									
		DESIGNATED TUITION- SET ASIDES	25	021800	913,095.00	25	021800	25	021840	N	
		** Increase in Fund Balance **			913,095.00						

Printed on a Xerox 9700 Laser Printing System at the Computing Services Center / Texas A&M University

Form: URGB01 (02/05/85)

CC	Account	Transaction Description	- Offset - CC	Account	Amount	-------- Actual Entry --------- From ----- CC	Account	To ------ CC	Account	Feed	Mand
25	021850	BE ON TIME LOAN									
		DESIGNATED TUITION-BE ON TIME	25	021800	48,058.00	25	021800	25	021850	N	
		** Increase in Fund Balance **			48,058.00						
25	022200	DESIGNATED OTHER									
		XFER TO CAREER CLOTHES CLOSET	25	021800	5,000.00	25	021800	25	022200	Y	
		** Increase in Fund Balance **			5,000.00						
25	022300	DESIGNATED RESERVE									
		ESTIMATED EXPENDITURES PER 664	25	021800	542,182.00	25	200005	25	022300	Y	
		DESIGNATED RESERVE	25	021800	100,000.00	25	021800	25	022300	Y	
		** Increase in Fund Balance **			642,182.00						
25	027020	COPY MACHINES									
		X-FER TO COPY MACHINES	25	021570	166,883.00	25	215700	25	027020	N	
		TRX TO COPY MACHINES	25	021800	112,057.00	25	021800	25	027020	Y	
		** Increase in Fund Balance **			278,940.00						
25	029999	DES. AFR ADJUSTMENTS									
		TUITION DISCOUNTING	25	049999	7,467,832.00	25	049999	25	029999	N	
		** Increase in Fund Balance **			7,467,832.00						
25	030000	PARKING									
		RFS DEBT SRVC-WEST PARKING LOT	01	088800	282,000.00-	25	030000	01	088800	N	Y
		** Decrease in Fund Balance **			282,000.00-						
25	039999	AUX. AFR ADJUSTMENTS									
		TUITION DISCOUNTING	25	049999	488.00	25	049999	25	039999	N	
		** Increase in Fund Balance **			488.00						
25	049999	RES. AFR ADJUSTMENTS									
		TUITION DISCOUNTING	25	019999	2,233,177.00-	25	049999	25	019999	N	
		TUITION DISCOUNTING	25	029999	7,467,832.00-	25	049999	25	029999	N	
		TUITION DISCOUNTING	25	039999	488.00-	25	049999	25	039999	N	
		** Decrease in Fund Balance **			9,701,497.00-						
25	082500	PUF FUNDS									
		TAMUSA PUF EQUIPMENT ALLOC	01	080710	3,000,000.00	01	080710	25	082500	N	
		** Increase in Fund Balance **			3,000,000.00						

Printed on a Xerox 9700 Laser Printing System at the Computing Services Center / Texas A&M University

Form: URGB01 (02/05/85)

CC	Account	Transaction Description	--- Offset --- CC	Account	Amount	-------- Actual Entry --------- ---- From ----- CC	Account	----- To ------ CC	Account	Feed	Mand
25	010000	GENERAL REVENUE									
		LEG. APPROP - STATE BASIC AID	25	100001	12,575,597.00	25	100001	25	010000	N	
		LEG. APPROPIATION - OASI	25	100005	1,544,880.00	25	100005	25	010000	N	
		FUND 0001 GIP	25	100006	1,826,826.00	25	100006	25	010000	N	
		SPECIAL ITEM FUNDING - SCSA	25	100010	7,698,084.00	25	100010	25	010000	N	
		TUTION REVENUE BONDS	25	100015	7,690,721.00	25	100015	25	010000	Y	
		FUND 0001 RETIREMENT - TRS	25	100025	1,046,421.00	25	100025	25	010000	N	
		FUND 0001 RETIREMENT - ORP	25	100030	199,319.00	25	100030	25	010000	N	
		FUND 0001 UNEMPLOYMENT COMP IN	25	100035	38,011.00	25	100035	25	010000	N	
		THECB - COLLEGE WORKSTUDY	25	100060	34,366.00	25	100060	25	010000	N	
		THECB - Education Aid Program	25	100066	12,195.00	25	100066	25	010000	N	
		** Potential Increase in Fund Balan			32,666,420.00						
25	010020	EDUCATIONAL AND GENERAL									
		TUITION - RESIDENT - FALL	25	100100-11001	2,604,390.00	25	100100-11001	25	010020	N	
		TUITION - NON RESIDENT - FALL	25	100100-11002	173,698.00	25	100100-11002	25	010020	N	
		TUITION - RESIDENT - SPRING	25	100100-12001	2,323,292.00	25	100100-12001	25	010020	N	
		TUITION - NON RESIDENT -SPRING	25	100100-12002	133,141.00	25	100100-12002	25	010020	N	
		TUITION - RESIDENT - SUMMER	25	100100-13001	563,243.00	25	100100-13001	25	010020	N	
		TUITION - NON RES - SUMMER	25	100100-13002	43,250.00	25	100100-13002	25	010020	N	
		TUI SET ASIDE-GRANTS-R-FALL	25	100300-11001	322,623.00	25	100300-11001	25	010020	N	
		TUI SET ASIDE-GRANTS-NR-FALL	25	100300-11002	5,323.00	25	100300-11002	25	010020	N	
		TUI SET ASIDE-GRANTS-R-SPRING	25	100300-12001	412,148.00	25	100300-12001	25	010020	N	
		TUI SET ASIDE-GRANTS-NR-SPRING	25	100300-12002	4,080.00	25	100300-12002	25	010020	N	
		TUI SET ASIDE-GRANTS-R-SUM	25	100300-13001	89,456.00	25	100300-13001	25	010020	N	
		TUI SET ASIDE-GRANTS-NR-SUM	25	100300-13002	1,204.00	25	100300-13002	25	010020	N	
		TPEG LOAN SET ASIDES UG-R-FALL	25	100400-11001	46,281.00	25	100400-11001	25	010020	N	
		TPEG SET ASIDES-LOANS-NR-FALL	25	100400-11002	894.00	25	100400-11002	25	010020	N	
		TPEG SET ASIDE-LOANS-UG-SPRING	25	100400-12001	57,191.00	25	100400-12001	25	010020	N	
		TPEG SET ASIDE-LOANS-NR-SPRING	25	100400-12002	739.00	25	100400-12002	25	010020	N	
		TPEG SET ASIDE-LOANS-UG-SUM	25	100400-13001	9,940.00	25	100400-13001	25	010020	N	
		TPEG SET ASIDES-LOANS-NR-SUM	25	100400-13002	134.00	25	100400-13002	25	010020	N	
		GRADUATE TUITION - R - FALL	25	100500-11001	529,352.00	25	100500-11001	25	010020	N	
		GRADUATE TUITION - NR - FALL	25	100500-11002	88,928.00	25	100500-11002	25	010020	N	
		GRADUATE TUITION - R - SPRING	25	100500-12001	578,208.00	25	100500-12001	25	010020	N	
		GRADUATE TUITION-NR-SPRING	25	100500-12002	83,937.00	25	100500-12002	25	010020	N	
		GRADUATE TUITION - R - SUMMER	25	100500-13001	130,303.00	25	100500-13001	25	010020	N	
		LAB FEES	25	100800	716.00	25	100800	25	010020	N	
		INTEREST-STATE TREAS. DEPOSITS	25	100810	206,036.00	25	100810	25	010020	N	
		** Potential Increase in Fund Balan			8,408,507.00						
25	012000	GENERAL ADMINISTRATION									
		OFFICE OF THE PRESIDENT	25	120000-00000	314,410.00-	25	012000	25	120000-00000	N	
		UNIVERSITY EVENTS	25	120005-00000	61,201.00-	25	012000	25	120005-00000	N	
		BUSINESS AFFFAIRS	25	120010-00000	303,002.00-	25	012000	25	120010-00000	N	
		STUDENT AFFAIRS	25	120034-00000	255,959.00-	25	012000	25	120034-00000	N	
		OFFICE OF THE PROVOST/VPAA	25	120040-00000	554,554.00-	25	012000	25	120040-00000	N	

Printed on a Xerox 9700 Laser Printing System at the Computing Services Center / Texas A&M University

Form: URGB01 (02/05/85)

CC	Account	Transaction Description	--- Offset --- CC	Account	Amount	-------- Actual Entry --------- ---- From ----- CC	Account	----- To ------ CC	Account	Feed	Mand
25	012000	GENERAL ADMINISTRATION									
		GR-D Funds	25	120040-29000	122,075.00-	25	012000	25	120040-29000	N	
		GR-D Funds	25	120045-29000	227,615.00-	25	012000	25	120045-29000	N	
		OFFICE OF STUDENT FINANCIA AID	25	120048-00000	419,403.00-	25	012000	25	120048-00000	N	
		GR-D Funds	25	120048-29000	56,796.00-	25	012000	25	120048-29000	N	
		MILITARY COMMUNITY DEVELOPMENT	25	120050-00000	114,319.00-	25	012000	25	120050-00000	N	
		THECB - COLLEGE WORKSTUDY	25	120065	34,366.00-	25	012000	25	120065	N	
		IT SERVICES-INST SUPPORT	25	120100-00000	530,187.00-	25	012000	25	120100-00000	N	
		GR-D FUNDS	25	120100-29000	10,107.00-	25	012000	25	120100-29000	N	
		GR-D Funds	25	120101-29000	381,635.00-	25	012000	25	120101-29000	N	
		GR-D FUNDS	25	120102-29000	453,764.00-	25	012000	25	120102-29000	N	
		INSTITUTIONAL RESEARCH	25	120120-00000	126,526.00-	25	012000	25	120120-00000	N	
		ACCOUNTING SERVICES	25	121108-00000	339,543.00-	25	012000	25	121108-00000	N	
		Finacial Services	25	121109	113,289.00-	25	012000	25	121109	N	
		HUMAN RESOURCES	25	121110-00000	391,308.00-	25	012000	25	121110-00000	N	
		GR-D Funds	25	121110-29000	2,128.00-	25	012000	25	121110-29000	N	
		PAYROLL SERVICES	25	121116-00000	128,929.00-	25	012000	25	121116-00000	N	
		PROCUREMENT SERVICES	25	121118-00000	235,886.00-	25	012000	25	121118-00000	N	
		STUDENT BUSINESS SERVICES	25	121122-00000	153,946.00-	25	012000	25	121122-00000	N	
		GR-D Funds	25	121122-29000	8,960.00-	25	012000	25	121122-29000	N	
		** Potential Decrease in Fund Balan			5,339,908.00-						
25	012066	EDUCATIONAL AIDE PROGRAM									
		Educational Aid Program - Exp	25	120066	12,195.00-	25	012000	25	120066	N	
		** Potential Decrease in Fund Balan			12,195.00-						
25	012100	GENERAL INSTITUTIONAL EXPENSE									
		LONGEVITY - STUDENT SERVICE	25	121053	39,117.00-	25	012100	25	121053	N	
		LONGEVITY - INSTITUTIONAL SUPP	25	121063	22,911.00-	25	012100	25	121063	N	
		** Potential Decrease in Fund Balan			62,028.00-						
25	013000	RESIDENT INSTRUCTION & DOE-EDUC									
		GR-D Funds	25	130000-29000	286,458.00-	25	013000	25	130000-29000	N	
		GR-D Funds	25	130001-29000	299,359.00-	25	013000	25	130001-29000	N	
		GR-D Funds	25	130002-29000	439,234.00-	25	013000	25	130002-29000	N	
		COUNSELING	25	130003-00000	237,277.00-	25	013000	25	130003-00000	N	
		GR-D Funds	25	130003-29000	149,162.00-	25	013000	25	130003-29000	N	
		HEALTH & KINESIOLOGY	25	130005-00000	202,674.00-	25	013000	25	130005-00000	N	
		GR-D Funds	25	130005-29000	11,407.00-	25	013000	25	130005-29000	N	
		** Potential Decrease in Fund Balan			1,625,571.00-						
25	013010	RESIDENT INSTRUC & DOE-BUSINESS									
		CENTER FOR INFO TECH & CIS	25	130101-00000	419,709.00-	25	013010	25	130101-00000	N	
		GR-D Funds	25	130101-29000	6,260.00-	25	013010	25	130101-29000	N	
		ACCOUNTING	25	130102-00000	290,329.00-	25	013010	25	130102-00000	N	
		GR-D Funds	25	130102-29000	167,165.00-	25	013010	25	130102-29000	N	
		ECONOMICS & FINANCE	25	130103-00000	197,575.00-	25	013010	25	130103-00000	N	

Printed on a Xerox 9700 Laser Printing System at the Computing Services Center / Texas A&M University

Form: URGB01 (02/05/85)

CC	Account	Transaction Description	--- Offset --- CC	Account	Amount	-------- Actual Entry --------- ---- From ----- CC	Account	----- To ------ CC	Account	Feed	Mand
25	013010	RESIDENT INSTRUC & DOE-BUSINESS									
		GR-D FUNDS	25	130103-29000	167,788.00-	25	013010	25	130103-29000	N	
		MARKETING & MANAGEMENT	25	130105-00000	173,667.00-	25	013010	25	130105-00000	N	
		GR-D Funds	25	130105-29000	425,972.00-	25	013010	25	130105-29000	N	
		** Potential Decrease in Fund Balan			1,848,465.00-						
25	013030	RESIDNT INSTR & DOE-ARTS & SCI									
		BIOLOGY, MATH, AND CHEMISTRY	25	130301-00000	420,776.00-	25	013030	25	130301-00000	N	
		GR-D Funds	25	130301-29000	137,161.00-	25	013030	25	130301-29000	N	
		COMMUNICATIONS	25	130302-00000	232,801.00-	25	013030	25	130302-00000	N	
		GR-D Funds	25	130302-29000	54,515.00-	25	013030	25	130302-29000	N	
		LANGUAGE & LITERATURE	25	130303-00000	363,051.00-	25	013030	25	130303-00000	N	
		GR-D Funds	25	130303-29000	176,486.00-	25	013030	25	130303-29000	N	
		HISTORY	25	130304-00000	11,294.00-	25	013030	25	130304-00000	N	
		GR-D Funds	25	130304-29000	5,402.00-	25	013030	25	130304-29000	N	
		POLITICAL SCIENCE	25	130305-00000	60,590.00-	25	013030	25	130305-00000	N	
		SOCIOLOGY & CRIMNOLOGY	25	130306-00000	6,955.00-	25	013030	25	130306-00000	N	
		GR-D Funds	25	130306-29000	160,974.00-	25	013030	25	130306-29000	N	
		GR-D Funds	25	130307-29000	60,737.00-	25	013030	25	130307-29000	N	
		** Potential Decrease in Fund Balan			1,690,742.00-						
25	013200	HOLD HARMLESS									
		HOLD HARMLESS - COB	25	132000-20100	1,415,472.00-	25	013200	25	132000-20100	N	
		HOLD HARMLESS - COA&S	25	132000-20200	231,162.00-	25	013200	25	132000-20200	N	
		** Potential Decrease in Fund Balan			1,646,634.00-						
25	013260	RESIDENT INSTRUC & DOE-BENEFITS									
		LONGEVITY - INSTRUCTION	25	132604	1,040.00-	25	013260	25	132604	N	
		** Potential Decrease in Fund Balan			1,040.00-						
25	013290	RESIDNT INSTR & DOE-SAL RESERVE									
		FALL ADJUNCT/OVERLOAD SALARIES	25	132900-00000	1,060,000.00-	25	013290	25	132900-00000	N	
		SPRING ADJUNCT/OVERLOAD SAL	25	132901-00000	1,000,000.00-	25	013290	25	132901-00000	N	
		SUMMER FACULTY/ADJUNCT SALARIE	25	132902-00000	1,000,000.00-	25	013290	25	132902-00000	N	
		JAGTRACK INSTUCTION SALARIES	25	132904-00000	75,000.00-	25	013290	25	132904-00000	N	
		** Potential Decrease in Fund Balan			3,135,000.00-						
25	013800	INSTRUCTIONAL ADMINISTRATION									
		ADMIN-COLLEGE OF ED & HUMAN DE	25	138000-00000	532,731.00-	25	013800	25	138000-00000	N	
		GR-D Funds	25	138000-29000	2,706.00-	25	013800	25	138000-29000	N	
		ADMIN-COLLEGE OF BUSINESS	25	138010-00000	226,832.00-	25	013800	25	138010-00000	N	
		GR-D Funds	25	138010-29000	4,496.00-	25	013800	25	138010-29000	N	
		ADMIN-COLLEGE OF ARTS & SCIENC	25	138030-00000	272,381.00-	25	013800	25	138030-00000	N	
		GR-D Funds	25	138030-29000	6,509.00-	25	013800	25	138030-29000	N	
		GRADUATE STUDIES	25	138100-00000	36,017.00-	25	013800	25	138100-00000	N	
		GR-D Funds	25	138100-29000	1,736.00-	25	013800	25	138100-29000	N	
		LONGEVITY-ACADEMIC SUPPORT	25	138904	21,865.00-	25	013800	25	138904	N	
		** Potential Decrease in Fund Balan			1,105,273.00-						

Printed on a Xerox 9700 Laser Printing System at the Computing Services Center / Texas A&M University

Form: URGB01 (02/05/85)

CC	Account	Transaction Description	--- Offset --- CC	Account	Amount	-------- Actual Entry --------- ---- From ----- CC	Account	----- To ------ CC	Account	Feed	Mand
25	014000	BENEFITS E&G									
		LOCAL GIP - IINSTRUCTION	25	140001	542,402.00-	25	014000	25	140001	N	
		LOCAL RETIRE - INSTRUCTION	25	141001	278,086.00-	25	014000	25	141001	N	
		LOCAL OASI - INSTRUCTION	25	142001	127,578.00-	25	014000	25	142001	N	
		LOCAL WCI - INSTRUCTION	25	143001	3,152.00-	25	014000	25	143001	N	
		LOCAL UCI - INSTRUCTION	25	144001	1,751.00-	25	014000	25	144001	N	
		FUND 0001 GIP - INSTRUCTION	25	145001	1,108,928.00-	25	014000	25	145001	N	
		FUND 001 GIP-ACADEMIC SUPPORT	25	145004	251,045.00-	25	014000	25	145004	N	
		FUND 001 GIP - STUDENT SERVICE	25	145005	497,660.00-	25	014000	25	145005	N	
		FUND 001 GIP - INST. SUPPORT	25	145006	347,891.00-	25	014000	25	145006	N	
		FUND 0001 - GIP - O&M PLANT	25	145007	6,124.00-	25	014000	25	145007	N	
		FUND 0001 RETIRE - INSTRUCTION	25	146001	863,894.00-	25	014000	25	146001	N	
		FUND 0001 RETIRE-ACADEMIC SUPP	25	146004	130,507.00-	25	014000	25	146004	N	
		FUND 0001 RETIRE-STUDENT SERVI	25	146005	187,987.00-	25	014000	25	146005	N	
		FUND 0001 RETIRE-INST. SUPPORT	25	146006	171,698.00-	25	014000	25	146006	N	
		FUND 0001 RETIRE - O&M PLANT	25	146007	2,092.00-	25	014000	25	146007	N	
		FUND 0001 OASI - INSTRUCTION	25	147001	722,942.00-	25	014000	25	147001	N	
		FUND 0001 OASI - ACADEMIC SUPP	25	147004	128,907.00-	25	014000	25	147004	N	
		FUND 0001 OASI - STUDENT SERVI	25	147005	200,441.00-	25	014000	25	147005	N	
		FUND 0001 OASI - INST. SUPPORT	25	147006	184,529.00-	25	014000	25	147006	N	
		FUND 0001 OASI - O&M PLANT	25	147007	2,260.00-	25	014000	25	147007	N	
		FUND 0001 WCI - INSTRUCTION	25	148001	17,861.00-	25	014000	25	148001	N	
		FUND 0001 WCI-ACADEMIC SUPPORT	25	148004	3,415.00-	25	014000	25	148004	N	
		FUND 0001 WCI-INST. SUPPORT	25	148005	5,167.00-	25	014000	25	148005	N	
		FUND 0001 - WCI-INST. SUPPORT	25	148006	4,790.00-	25	014000	25	148006	N	
		FUND 0001 - WCI O&M PLANT	25	148007	55.00-	25	014000	25	148007	N	
		FUND 0001 - UCI - INSTRUCTION	25	149001	9,923.00-	25	014000	25	149001	N	
		FUND 0001 - UCI - STUDENT SERV	25	149004	1,897.00-	25	014000	25	149004	N	
		FUND 0001 - UCI - STUDENT SERV	25	149005	2,871.00-	25	014000	25	149005	N	
		FUND 0001 - UCI-INST. SUPPORT	25	149006	2,666.00-	25	014000	25	149006	N	
		** Potential Decrease in Fund Balan			5,808,519.00-						
25	015000	PHYSICAL PLANT OPERATIONS									
		PHYSICAL PLANT ADMINISTRATION	25	150000-00000	75,003.00-	25	015000	25	150000-00000	N	
		GR-D Funds	25	150000-29000	19,998.00-	25	015000	25	150000-29000	N	
		GR-D Funds	25	150040-29000	80,383.00-	25	015000	25	150040-29000	N	
		** Potential Decrease in Fund Balan			175,384.00-						
25	015700	CENTRAL RECEIVING									
		CENTRAL RECEIVING	25	157000-00000	40,324.00-	25	015700	25	157000-00000	N	
		** Potential Decrease in Fund Balan			40,324.00-						
25	015890	BENEFITS-O&M PLANT									
		LONGEVITY - O&M PLANT	25	158904	590.00-	25	015890	25	158904	N	
		** Potential Decrease in Fund Balan			590.00-						
25	016010	INSTITUTIONAL ENHANCEMENT									
		INSTITUTIONAL ENHANCEMENT	25	160100	365,413.00-	25	016010	25	160100	N	
		** Potential Decrease in Fund Balan			365,413.00-						

Printed on a Xerox 9700 Laser Printing System at the Computing Services Center / Texas A&M University

Form: URGB01 (02/05/85)

CC	Account	Transaction Description	--- Offset --- CC	Account	Amount	-------- Actual Entry --------- ---- From ----- CC	Account	----- To ------ CC	Account	Feed	Mand
25	016300	SPECIAL ITEM - TRANSITIONAL FUND									
		SI-EDUCATOR & LEADERSHIP PREP	25	163352	1,435,953.00-	25	016300	25	163352	N	
		SI-COUNSELING	25	163355	621,661.00-	25	016300	25	163355	N	
		SI-ACCOUNTING & CIS	25	163361	662,059.00-	25	016300	25	163361	N	
		SI-ECONOMICS & FINANCE	25	163362	278,023.00-	25	016300	25	163362	N	
		SI-BIOLOGY, MATHC, & CHEMISTRY	25	163371	244,901.00-	25	016300	25	163371	N	
		SI-PSYCH, SOCIOLOGY, & CRIMINO	25	163376	783,424.00-	25	016300	25	163376	N	
		** Potential Decrease in Fund Balan			4,026,021.00-						
25	017000	DOWNWARD EXPANSION									
		DOWNWARD EXPANSION-INSTRUCTION	25	170000-00000	58,066.00-	25	017000	25	170000-00000	N	
		DE - COLLEGE OF BUSINESS	25	170000-20100	435,276.00-	25	017000	25	170000-20100	N	
		DE - COLLEGE OF A&S	25	170000-20200	2,122,142.00-	25	017000	25	170000-20200	N	
		DE - COLLEGE OF EDUCATION	25	170000-20300	370,905.00-	25	017000	25	170000-20300	N	
		DE - ACADEMIC AFFAIRS-PROVOST	25	170001-22000	110,001.00-	25	017000	25	170001-22000	N	
		DE - STUDENT AFFAIRS	25	170002-21000	14,732.00-	25	017000	25	170002-21000	N	
		DE - UNIVERISTY COLLEGE	25	170002-24000	163,784.00-	25	017000	25	170002-24000	N	
		DE - BUSINESS AFFAIRS	25	170003-22000	5,048.00-	25	017000	25	170003-22000	N	
		DE - COMMUNICATION	25	170003-24000	26,681.00-	25	017000	25	170003-24000	N	
		** Potential Decrease in Fund Balan			3,306,635.00-						
25	017500	COMPREHENSIVE RESEARCH FUNDS									
		COMPREHENSIVE RESEARCH FUND	25	175000	12,317.00-	25	017500	25	175000	N	
		** Potential Decrease in Fund Balan			12,317.00-						
25	019099	E&G RESERVE									
		ONE-TIME EXPENSES - UA	25	190803	184,190.00-	25	019099	25	190803	N	
		UNALLOC. FAC BUDGET PROVOST	25	190925	1,415,780.00-	25	019099	25	190925	N	
		ESTIMATED EXPENDITURES PER 664	25	190999-00000	184,190.00	25	190999-00000	25	019099	Y	
		E&G RESERVE	25	190999-20010	734,389.00-	25	019099	25	190999-20010	N	
		** Potential Decrease in Fund Balan			2,150,169.00-						
25	019996	E&G LUMP SUM VAC SERVICE DEPT									
		E&G LUMP SUM VAC ASSESSMENT-IN	25	199961	1,026.00-	25	019996	25	199961	N	
		E&G LUMP VAC ASSESSMENT-AC SUP	25	199964	22,072.00-	25	019996	25	199964	N	
		E&G LUMP VAC ASSESSMENT-STU SE	25	199965	32,220.00-	25	019996	25	199965	N	
		E&G LUMP VAC ASSESSMENT-INS SU	25	199966	30,352.00-	25	019996	25	199966	N	
		E&G LUMP VAC ASSESSMENT-OP & M	25	199967	356.00-	25	019996	25	199967	N	
		** Potential Decrease in Fund Balan			86,026.00-						
25	020900	UNIVERSITY SERVICES FEE									
		UNIVERSITY SERVICES FEE-FALL	25	209000-11001	8,001,117.00	25	209000-11001	25	020900	N	
		UNIVERSITY SERVICE FEE - SPRIN	25	209000-12001	7,777,362.00	25	209000-12001	25	020900	N	
		UNIVERSITY SERVICES FEE - SUMM	25	209000-13001	1,670,478.00	25	209000-13001	25	020900	N	
		INSURANCE POLICIES	25	209001-20901	30,000.00-	25	020900	25	209001-20901	N	
		SAFETY & RISK MANAGEMENT	25	209001-21901	26,166.00-	25	020900	25	209001-21901	N	
		UNIVERSITY POLICE DEPARTMENT	25	209001-22101	1,532,099.00-	25	020900	25	209001-22101	N	

Printed on a Xerox 9700 Laser Printing System at the Computing Services Center / Texas A&M University

Form: URGB01 (02/05/85)

CC	Account	Transaction Description	Offset CC	Offset Account	Amount	Actual Entry From CC	Actual Entry From Account	Actual Entry To CC	Actual Entry To Account	Feed	Mand
25	020900	UNIVERSITY SERVICES FEE									
		ACADEMIC ADVISING-COLLEGE BUSI	25	209002-20100	48,703.00-	25	020900	25	209002-20100	N	
		ACADEMIC ADVISING-COLL OF EDU	25	209002-20300	98,773.00-	25	020900	25	209002-20300	N	
		ACADEMIC TECHNOLOGIES/DIST LEA	25	209003	540,278.00-	25	020900	25	209003	N	
		STUDENT ID CARD	25	209004	50,231.00-	25	020900	25	209004	N	
		TRANSCRIPT (REGISTRAR)	25	209005	399,083.00-	25	020900	25	209005	N	
		TECHNOLOGY SERVICES	25	209006	2,416,365.00-	25	020900	25	209006	N	
		STUDENT AFFAIRS ADMIN	25	209007-20300	248,188.00-	25	020900	25	209007-20300	N	
		STUDENT ACTIVITES	25	209007-20301	424,412.00-	25	020900	25	209007-20301	N	
		CAREER SERVICES	25	209007-20302	220,554.00-	25	020900	25	209007-20302	N	
		COUNSELING SERVICES	25	209007-20303	418,824.00-	25	020900	25	209007-20303	N	
		DISABILITY SUPPORT SERVICES	25	209007-20304	478,530.00-	25	020900	25	209007-20304	N	
		GRADUATION	25	209007-20305	35,377.00-	25	020900	25	209007-20305	N	
		STUDENT ENGAGEMENT & SUCCESS	25	209007-20306	166,163.00-	25	020900	25	209007-20306	N	
		STUDENT GOVERNMENT	25	209007-20307	39,897.00-	25	020900	25	209007-20307	N	
		CAMPUS ACTIVITY BOARD	25	209007-20308	66,350.00-	25	020900	25	209007-20308	N	
		STUDENT MEDIA	25	209007-20309	50,964.00-	25	020900	25	209007-20309	N	
		STUDENT ACADEMIC SUCCESS CNTR	25	209007-20310	196,124.00-	25	020900	25	209007-20310	N	
		VA CERTIFICATION	25	209007-20311	120,694.00-	25	020900	25	209007-20311	N	
		TUTORING SERVICES	25	209007-20312	187,426.00-	25	020900	25	209007-20312	N	
		WELCOME CENTER	25	209007-20313	179,017.00-	25	020900	25	209007-20313	N	
		CALL CENTER	25	209007-20314	193,905.00-	25	020900	25	209007-20314	N	
		OUTREACH & RECRUITMENT	25	209007-20315	1,058,480.00-	25	020900	25	209007-20315	N	
		INTERNATIONAL AFFAIRS	25	209007-20316	187,566.00-	25	020900	25	209007-20316	N	
		TESTING CENTER	25	209007-20317	200,099.00-	25	020900	25	209007-20317	N	
		STUDENT RIGHTS & RESPONSIBILIT	25	209007-20318	111,834.00-	25	020900	25	209007-20318	N	
		ENROLLMENT MANAGEMENT	25	209007-20319	323,816.00-	25	020900	25	209007-20319	N	
		STUDENT FINANCIAL AID	25	209007-20320	188,350.00-	25	020900	25	209007-20320	N	
		MAYS CENTER FOR EXPER LEARNING	25	209007-20321	187,300.00-	25	020900	25	209007-20321	N	
		STUDENT SUCCESS	25	209007-20322	416,448.00-	25	020900	25	209007-20322	N	
		First year Experience: General	25	209007-20323	639,692.00-	25	020900	25	209007-20323	N	
		First year Experience: Orientati	25	209007-20324	27,498.00-	25	020900	25	209007-20324	N	
		EARLY COLLEGE CREDIT (GTFS IN)	25	209007-20325	63,042.00-	25	020900	25	209007-20325	N	
		STUDENT AFFAIRS - UNALLOCATED	25	209007-20330	282,089.00-	25	020900	25	209007-20330	N	
		LIBRARY NON-FACULTY SALARIES	25	209008-20101	899,737.00-	25	020900	25	209008-20101	N	
		LIBRARY-ONE-TIME INFORMATION R	25	209008-20102	627,358.00-	25	020900	25	209008-20102	N	
		LIBRARY-ONGOING INFORMATION RE	25	209008-20103	558,538.00-	25	020900	25	209008-20103	N	
		LIBRARY-MAINT & OPERATIONS	25	209008-20104	94,000.00-	25	020900	25	209008-20104	N	
		LIBRARY-Other Information Resour	25	209008-20105	7,000.00-	25	020900	25	209008-20105	N	
		LIBRARY-Preservation Services	25	209008-20106	5,000.00-	25	020900	25	209008-20106	N	
		LIBRARY-ASC-M&O	25	209008-20107	29,900.00-	25	020900	25	209008-20107	N	
		CF-COLLEGE OF BUSINESS	25	209009-20100	10,000.00-	25	020900	25	209009-20100	N	
		CF-COLLEGE OF BUSINESS-MGMK	25	209009-20102	10,000.00-	25	020900	25	209009-20102	N	
		CF-COLLEGE OF A&S-BIOLOGY & CH	25	209009-20200	43,846.00-	25	020900	25	209009-20200	N	
		CF-COLLEGE OF EDUCATION-EPCC	25	209009-20300	60,000.00-	25	020900	25	209009-20300	N	
		CF-COLLEGE OF EDUC-C&I	25	209009-20304	8,810.00-	25	020900	25	209009-20304	N	
		ACADEMIC ADVISING-UNDERGRADUAT	25	209014	843,005.00-	25	020900	25	209014	N	

Printed on a Xerox 9700 Laser Printing System at the Computing Services Center / Texas A&M University

Form: URGB01 (02/05/85)

CC	Account	Transaction Description	--- Offset --- CC	Account	Amount	-------- Actual Entry --------- ---- From ----- CC	Account	----- To ------ CC	Account	Feed	Mand
25	020900	UNIVERSITY SERVICES FEE									
		ESTIMATED EXPENDITURES PER 664	25	209099-00000	133,097.00	25	209099-00000	25	020900	Y	
		USF UNAPPROPRIATED - INSTRUCT	25	209099-20010	298,148.00-	25	020900	25	209099-20010	N	
		USF UNAPPROPRIATED - STUD SRVC	25	209099-20030	1,097,149.00-	25	020900	25	209099-20030	N	
		USF UNAPPROPRIATED - INST SUPT	25	209099-20035	298,148.00-	25	020900	25	209099-20035	N	
		USF UNAPPROPRIATED - O&M PLANT	25	209099-20040	298,148.00-	25	020900	25	209099-20040	N	
		** Potential Increase in Fund Balan			538,930.00						
25	021010	TEXAS PUBLIC EDUCATION GRANT									
		TPEG - RESIDENT GRANTS	25	210100	931,250.00-	25	021010	25	210100	N	
		TPEG - NONRESIDENT GRANTS	25	210110	14,702.00-	25	021010	25	210110	N	
		** Potential Decrease in Fund Balan			945,952.00-						
25	021570	SA STUDENT ORIENTATION FEE									
		X-FER TO COPY MACHINES	25	215700	166,883.00	25	215700	25	027020	N	
		** Potential Increase in Fund Balan			166,883.00						
25	021800	DESIGNATED TUITION									
		DES. TUITION-UG-R-FALL	25	200001-11001	5,013,705.00	25	200001-11001	25	021800	N	
		DES. TUITION-UG-NR-FALL	25	200001-11002	45,766.00	25	200001-11002	25	021800	N	
		DES. TUITION-UG-R-SPRING	25	200001-12001	4,800,373.00	25	200001-12001	25	021800	N	
		DES. TUITION-UG-NR-SPRING	25	200001-12002	35,081.00	25	200001-12002	25	021800	N	
		DES. TUITION-UG-R-SUM I	25	200001-13001	890,697.00	25	200001-13001	25	021800	N	
		DES. TUITION-GRAD-FALL	25	200002-11001	676,190.00	25	200002-11001	25	021800	N	
		DES. TUITION-G-NR-FALL	25	200002-11002	21,544.00	25	200002-11002	25	021800	N	
		DES. TUITION-GRAD-SPRING	25	200002-12001	738,789.00	25	200002-12001	25	021800	N	
		DES TUITION-G-NR-SPRING	25	200002-12002	20,346.00	25	200002-12002	25	021800	N	
		DES TUITTION-GRAD-SUM I	25	200002-13001	217,849.00	25	200002-13001	25	021800	N	
		DES TUITION-G-NR-SUM I	25	200002-13002	18,521.00	25	200002-13002	25	021800	N	
		TUITION SET ASIDE - DESIGNATED	25	200003-16100	913,095.00	25	200003-16100	25	021800	N	
		ESTIMATED EXPENDITURES PER 664	25	200005	542,182.00	25	200005	25	022300	Y	
		Cash MGT/Investment acct.	25	200005	452,451.00	25	200005	25	021800	N	
		BUDGET OFFICE	25	218011	147,603.00-	25	021800	25	218011	N	
		OFFICE OF THE PRESIDENT	25	218020-20001	1,023,765.00-	25	021800	25	218020-20001	N	
		PRESIDENTAL CONTENGENCY FUND	25	218021	200,000.00-	25	021800	25	218021	N	
		BUSINESS AFFAIRS	25	218025	61,968.00-	25	021800	25	218025	N	
		SYSTEM ASSESSMENT-INSTRUCTION	25	218027-20010	196,193.00-	25	021800	25	218027-20010	N	
		SYSTEM ASSESSMENT - Public Servi	25	218027-20020	4,103.00-	25	021800	25	218027-20020	N	
		SYSTEM ASSESSMENT-ACADEMIC SUP	25	218027-20025	64,342.00-	25	021800	25	218027-20025	N	
		SYSTEM ASSESSMENT-STUDENT SRVC	25	218027-20030	124,516.00-	25	021800	25	218027-20030	N	
		SYSTEM ASSESSMENT-INST SUPPT	25	218027-20035	82,829.00-	25	021800	25	218027-20035	N	
		SYSTEM ASSESSMENT-O&M PLANT	25	218027-20040	51,619.00-	25	021800	25	218027-20040	N	
		PROVOST/ACADEMIC AFFAIRS	25	218030	621,766.00-	25	021800	25	218030	N	
		FACULTY DEVELOPMENT/TRAVEL RSV	25	218031	205,200.00-	25	021800	25	218031	N	
		GRADUATE STUDIES	25	218037	38,689.00-	25	021800	25	218037	N	
		STUDENT SUCCESS	25	218043-00000	6,384.00-	25	021800	25	218043-00000	N	
		STUDENT FINANCIAL AID	25	218046	1,772.00-	25	021800	25	218046	N	

Printed on a Xerox 9700 Laser Printing System at the Computing Services Center / Texas A&M University

Form: URGB01 (02/05/85)

CC	Account	Transaction Description	--- Offset --- CC	Account	Amount	-------- Actual Entry --------- ---- From ----- CC	Account	----- To ------ CC	Account	Feed	Mand
25	021800	DESIGNATED TUITION									
		MILITARY COMMUNITY DEVELOPMENT	25	218048	77,000.00-	25	021800	25	218048	N	
		TITLE IX OPERATIONS	25	218049	15,000.00-	25	021800	25	218049	N	
		UNIVERSITY COMMUNICATIONS	25	218050	933,248.00-	25	021800	25	218050	N	
		UNIVERSITY ADVANCEMENT	25	218052	923,212.00-	25	021800	25	218052	N	
		INSTITUTIONAL RESEARCH	25	218053	130,229.00-	25	021800	25	218053	N	
		ADMISSIONS	25	218054-20000	98,402.00-	25	021800	25	218054-20000	N	
		ADMISSIONS	25	218055	11,256.00-	25	021800	25	218055	N	
		Univision Practicum Program	25	218090	67,032.00-	25	021800	25	218090	N	
		COLLEGE OF ARTS AND SCIENCES	25	218100-00000	128,157.00-	25	021800	25	218100-00000	N	
		BIOLOGY, MATH & CHEMISTRY	25	218101-00000	49,960.00-	25	021800	25	218101-00000	N	
		Biology	25	218101-20000	60,520.00-	25	021800	25	218101-20000	N	
		Chemistry	25	218101-20002	32,000.00-	25	021800	25	218101-20002	N	
		Earth Science	25	218101-20003	4,000.00-	25	021800	25	218101-20003	N	
		Geography - do not use	25	218101-20004	4,000.00-	25	021800	25	218101-20004	N	
		Physics	25	218101-20005	4,000.00-	25	021800	25	218101-20005	N	
		Communications-Operating	25	218102-20000	20,520.00-	25	021800	25	218102-20000	N	
		COMMUNICATIONS	25	218102-22000	30,030.00-	25	021800	25	218102-22000	N	
		LANGUAGE & LITERATURE	25	218103-00000	33,866.00-	25	021800	25	218103-00000	N	
		HISTORY	25	218104	1,800.00-	25	021800	25	218104	N	
		POLITICAL SCIENCE	25	218105	800.00-	25	021800	25	218105	N	
		SOCIOLOGY & CRIMINOLOGY	25	218106-00000	11,465.00-	25	021800	25	218106-00000	N	
		PSYCHOLOGY	25	218107	13,919.00-	25	021800	25	218107	N	
		Writing Center & WAC	25	218108	233,637.00-	25	021800	25	218108	N	
		A & S FAC Devel/Travel Dean	25	218109-20000	60,000.00-	25	021800	25	218109-20000	N	
		A & S FAC Devel/Travel-Social Sc	25	218109-20002	28,800.00-	25	021800	25	218109-20002	N	
		COLLEGE OF BUSINESS	25	218110-00000	168,514.00-	25	021800	25	218110-00000	N	
		ACCOUNTING & CIS	25	218111	2,400.00-	25	021800	25	218111	N	
		ECONOMICS & FINANCE	25	218112	6,800.00-	25	021800	25	218112	N	
		INTERNATIONAL PROGRAMS	25	218113	19,340.00-	25	021800	25	218113	N	
		MARKETING & MANAGEMENT	25	218114	3,600.00-	25	021800	25	218114	N	
		Bus-Fac Devel/Travel-Dean	25	218119-20000	12,000.00-	25	021800	25	218119-20000	N	
		COLLEGE OF ED & HUMAN DEVELOPM	25	218120-00000	155,932.00-	25	021800	25	218120-00000	N	
		Ed & Human Dev - Research Activi	25	218120-20300	36,901.00-	25	021800	25	218120-20300	N	
		BILINGUAL EDUCATION	25	218121	1,000.00-	25	021800	25	218121	N	
		EDUCATOR & LEADERSHIP PREP	25	218122-20000	30,154.00-	25	021800	25	218122-20000	N	
		Educ Prgm-Curriculum & Instructi	25	218123	18,690.00-	25	021800	25	218123	N	
		HEALTH & KINESIOLOGY	25	218124	800.00-	25	021800	25	218124	N	
		COUNSELING, HEALTH & KINESIOLO	25	218125-00000	55,954.00-	25	021800	25	218125-00000	N	
		EDUCATOR PREPARATION PROGRAM	25	218126	10,636.00-	25	021800	25	218126	N	
		Educ Fac D&T-Curriculum&Instruct	25	218129-20003	12,800.00-	25	021800	25	218129-20003	N	
		CENTER FOR INFORMATION TECHNOL	25	218130	7,830.00-	25	021800	25	218130	N	
		UTILITIES	25	218225	1,018,452.00-	25	021800	25	218225	N	
		FACILITIES OPERATING	25	218230	2,682,816.00-	25	021800	25	218230	N	
		RES-Plant Repair & Maintenance	25	218231	836,643.00-	25	021800	25	218231	N	
		CAMPUS MAIL AND RECEIVING	25	218236	134,481.00-	25	021800	25	218236	N	
		ACCOUNTING SERVICES	25	218240	92,642.00-	25	021800	25	218240	N	

Printed on a Xerox 9700 Laser Printing System at the Computing Services Center / Texas A&M University

Form: URGB01 (02/05/85)

CC	Account	Transaction Description	Offset CC	Offset Account	Amount	Actual Entry From CC	Actual Entry From Account	Actual Entry To CC	Actual Entry To Account	Feed	Mand
25	021800	DESIGNATED TUITION									
		FINANCIAL SERVICES	25	218241	7,000.00-	25	021800	25	218241	N	
		HUMAN RESOURCES	25	218245-00000	114,327.00-	25	021800	25	218245-00000	N	
		HR-Professional Development	25	218245-20000	10,000.00-	25	021800	25	218245-20000	N	
		HR-Background Checks	25	218245-21000	10,500.00-	25	021800	25	218245-21000	N	
		NEW HIRE EQUIPMENT	25	218252	30,000.00-	25	021800	25	218252	N	
		COMPUTER REFRESH PROGRAM	25	218253	302,000.00-	25	021800	25	218253	N	
		PAYROLL SERVICES	25	218255	30,247.00-	25	021800	25	218255	N	
		PROCURMENT	25	218260	27,346.00-	25	021800	25	218260	N	
		STUDENT BUSINESS SERIVCES	25	218270	109,305.00-	25	021800	25	218270	N	
		COMPLIANCE	25	218277	245,416.00-	25	021800	25	218277	N	
		AUXILIARY COPY	25	218279	73,457.00-	25	021800	25	218279	N	
		CENTRO DE ARTES PROGRAMMING	25	218280	200,000.00-	25	021800	25	218280	N	
		MSI-TEACHING & LEARNING	25	218600-20001	57,600.00-	25	021800	25	218600-20001	N	
		ACADEMIC RESEARCH INITATIVES	25	218700	200,000.00-	25	021800	25	218700	N	
		RES-SALARY PLAN/MERIT INSTRUCT	25	218908-20100	50,000.00-	25	021800	25	218908-20100	N	
		** Potential Increase in Fund Balan			1,807,404.00						
25	021840	DESIGNATED TUITION SET ASIDE									
		DESIG TUITION SET ASIDE-UGRAD	25	218410	793,574.00-	25	021840	25	218410	N	
		DESIG TUITION SET ASIDE-GRAD	25	218412	119,521.00-	25	021840	25	218412	N	
		** Potential Decrease in Fund Balan			913,095.00-						
25	021850	BE ON TIME LOAN									
		DESIGNATED TUITION BE ON TIME	25	218500	48,058.00-	25	021850	25	218500	N	
		** Potential Decrease in Fund Balan			48,058.00-						
25	022200	DESIGNATED OTHER									
		CAREER CLOTHES CLOSET	25	220202	5,000.00-	25	022200	25	220202	N	
		** Potential Decrease in Fund Balan			5,000.00-						
25	022300	DESIGNATED RESERVE									
		ESTIMATED EXPENDITURES PER 664	25	223100-00000	1,804,554.00	25	223100-00000	25	022300	Y	
		DESIGNATED RESERVE - INS	25	223100-20010	100,000.00-	25	022300	25	223100-20010	N	
		ONE-TIME EXPENSES - BA	25	223801-00000	459,365.00-	25	022300	25	223801-00000	N	
		ONE-TIME EXPENSES - BA OMP	25	223801-20040	519,000.00-	25	022300	25	223801-20040	N	
		ONE-TIME EXPENSES - SA	25	223802	804,068.00-	25	022300	25	223802	N	
		ONE-TINE EXPENSES - OPP	25	223804	337,247.00-	25	022300	25	223804	N	
		ONE-TIME EXPENSES - AA	25	223805-00000	227,056.00-	25	022300	25	223805-00000	N	
		** Potential Decrease in Fund Balan			642,182.00-						
25	027020	COPY MACHINES									
		COPY MACHINES	25	270200	278,940.00-	25	027020	25	270200	N	
		** Potential Decrease in Fund Balan			278,940.00-						
25	030000	PARKING									
		PARKING FEES	25	300001	268,740.00	25	300001	25	030000	N	

Printed on a Xerox 9700 Laser Printing System at the Computing Services Center / Texas A&M University

Form: URGB01 (02/05/85)

CC	Account	Transaction Description	--- Offset --- CC	Account	Amount	-------- Actual Entry --------- ---- From ----- CC	Account	----- To ------ CC	Account	Feed	Mand
25	030000	PARKING									
		ESTIMATED EXPENDITURES PER 664	25	300100	13,260.00	25	300100	25	030000	N	
		** Potential Increase in Fund Balan			282,000.00						
25	043000	PROVOST-PRIVATE AND OTHER GRANTS									
		GTFS-SALARY	25	431908-00000	30,003.00	25	431908-00000	25	431908-20001	N	
		GTFS-SALARY	25	431908-20001	30,003.00-	25	431908-00000	25	431908-20001	N	
		** Potential Decrease in Fund Balan			0.00						
25	100001	LEG. APPROP - STATE BASIC AID									
		LEG. APPROP - STATE BASIC AID	25	010000	12,575,597.00-	25	100001	25	010000	N	
		** Decrease in SL Allocation **			12,575,597.00-						
25	100005	LEG. APPROPRIATION - OASI									
		LEG. APPROPIATION - OASI	25	010000	1,544,880.00-	25	100005	25	010000	N	
		** Decrease in SL Allocation **			1,544,880.00-						
25	100006	FUND 0001 GIP									
		FUND 0001 GIP	25	010000	1,826,826.00-	25	100006	25	010000	N	
		** Decrease in SL Allocation **			1,826,826.00-						
25	100010	SPECIAL ITEM FUNDING - SCSA									
		SPECIAL ITEM FUNDING - SCSA	25	010000	7,698,084.00-	25	100010	25	010000	N	
		** Decrease in SL Allocation **			7,698,084.00-						
25	100015	TUITON REVENUE BONDS									
		TUTION REVENUE BONDS	25	010000	7,690,721.00-	25	100015	25	010000	Y	
		** Decrease in SL Allocation **			7,690,721.00-						
25	100025	FUND 0001 RETIREMENT - TRS									
		FUND 0001 RETIREMENT - TRS	25	010000	1,046,421.00-	25	100025	25	010000	N	
		** Decrease in SL Allocation **			1,046,421.00-						
25	100030	FUND 0001 RETIREMENT - ORP									
		FUND 0001 RETIREMENT - ORP	25	010000	199,319.00-	25	100030	25	010000	N	
		** Decrease in SL Allocation **			199,319.00-						
25	100035	FUND 0001 UNEMPLOYMENT COMP. INS									
		FUND 0001 UNEMPLOYMENT COMP IN	25	010000	38,011.00-	25	100035	25	010000	N	
		** Decrease in SL Allocation **			38,011.00-						
25	100060	THECB - COLLEGE WORKSTUDY - REVE									
		THECB - COLLEGE WORKSTUDY	25	010000	34,366.00-	25	100060	25	010000	N	
		** Decrease in SL Allocation **			34,366.00-						
25	100066	THECB - EDUCATIONAL AID PROGRAM									
		THECB - Education Aid Program	25	010000	12,195.00-	25	100066	25	010000	N	
		** Decrease in SL Allocation **			12,195.00-						

Printed on a Xerox 9700 Laser Printing System at the Computing Services Center / Texas A&M University

Form: URGB01 (02/05/85)

CC	Account	Transaction Description	Offset CC	Offset Account	Amount	Actual Entry From CC	Actual Entry From Account	Actual Entry To CC	Actual Entry To Account	Feed	Mand
25	100100-11001	TUITION - RESIDENT - FALL									
		TUITION - RESIDENT - FALL	25	010020	2,604,390.00-	25	100100-11001	25	010020	N	
		** Decrease in SL Allocation **			2,604,390.00-						
25	100100-11002	TUITION - NON RESIDENT - FALL									
		TUITION - NON RESIDENT - FALL	25	010020	173,698.00-	25	100100-11002	25	010020	N	
		** Decrease in SL Allocation **			173,698.00-						
25	100100-12001	TUITION - RESIDENT - SPRING									
		TUITION - RESIDENT - SPRING	25	010020	2,323,292.00-	25	100100-12001	25	010020	N	
		** Decrease in SL Allocation **			2,323,292.00-						
25	100100-12002	TUITION - NON RESIDENT - SPRING									
		TUITION - NON RESIDENT -SPRING	25	010020	133,141.00-	25	100100-12002	25	010020	N	
		** Decrease in SL Allocation **			133,141.00-						
25	100100-13001	TUITION - RESIDENT - SUMMER									
		TUITION - RESIDENT - SUMMER	25	010020	563,243.00-	25	100100-13001	25	010020	N	
		** Decrease in SL Allocation **			563,243.00-						
25	100100-13002	TUITION - NON RES. - SUMMER									
		TUITION - NON RES - SUMMER	25	010020	43,250.00-	25	100100-13002	25	010020	N	
		** Decrease in SL Allocation **			43,250.00-						
25	100300-11001	TUI SET ASIDE-GRANTS-R-FALL									
		TUI SET ASIDE-GRANTS-R-FALL	25	010020	322,623.00-	25	100300-11001	25	010020	N	
		** Decrease in SL Allocation **			322,623.00-						
25	100300-11002	TUI SET ASIDE-GRANTS-NR-FALL									
		TUI SET ASIDE-GRANTS-NR-FALL	25	010020	5,323.00-	25	100300-11002	25	010020	N	
		** Decrease in SL Allocation **			5,323.00-						
25	100300-12001	TUI SET ASIDE-GRANTS-R-SPRING									
		TUI SET ASIDE-GRANTS-R-SPRING	25	010020	412,148.00-	25	100300-12001	25	010020	N	
		** Decrease in SL Allocation **			412,148.00-						
25	100300-12002	TUI SET ASIDE-GRANTS-NR-SPRING									
		TUI SET ASIDE-GRANTS-NR-SPRING	25	010020	4,080.00-	25	100300-12002	25	010020	N	
		** Decrease in SL Allocation **			4,080.00-						
25	100300-13001	TUI SET ASIDE-GRANTS-R-SUM.									
		TUI SET ASIDE-GRANTS-R-SUM	25	010020	89,456.00-	25	100300-13001	25	010020	N	
		** Decrease in SL Allocation **			89,456.00-						
25	100300-13002	TUI SET ASIDE-GRANTS-NR-SUM									
		TUI SET ASIDE-GRANTS-NR-SUM	25	010020	1,204.00-	25	100300-13002	25	010020	N	
		** Decrease in SL Allocation **			1,204.00-						

Printed on a Xerox 9700 Laser Printing System at the Computing Services Center / Texas A&M University

Form: URGB01 (02/05/85)

CC	Account	Transaction Description	--- Offset --- CC	Account	Amount	-------- Actual Entry --------- ---- From ----- CC	Account	----- To ------ CC	Account	Feed	Mand
25	100400-11001	TUI SET ASIDES-LOANS-R-FALL									
		TPEG LOAN SET ASIDES UG-R-FALL	25	010020	46,281.00-	25	100400-11001	25	010020	N	
		** Decrease in SL Allocation **			46,281.00-						
25	100400-11002	TUI SET ASIDE-LOANS-NR-FALL									
		TPEG SET ASIDES-LOANS-NR-FALL	25	010020	894.00-	25	100400-11002	25	010020	N	
		** Decrease in SL Allocation **			894.00-						
25	100400-12001	TUI SET ASIDE-LOANS-R-SPRING									
		TPEG SET ASIDE-LOANS-UG-SPRING	25	010020	57,191.00-	25	100400-12001	25	010020	N	
		** Decrease in SL Allocation **			57,191.00-						
25	100400-12002	TUI SET ASIDE-LOANS-NR-SPRING									
		TPEG SET ASIDE-LOANS-NR-SPRING	25	010020	739.00-	25	100400-12002	25	010020	N	
		** Decrease in SL Allocation **			739.00-						
25	100400-13001	TUI SET ASIDE-LOANS-R-SUM									
		TPEG SET ASIDE-LOANS-UG-SUM	25	010020	9,940.00-	25	100400-13001	25	010020	N	
		** Decrease in SL Allocation **			9,940.00-						
25	100400-13002	TUI SET ASIDE-LOANS-NR-SUM									
		TPEG SET ASIDES-LOANS-NR-SUM	25	010020	134.00-	25	100400-13002	25	010020	N	
		** Decrease in SL Allocation **			134.00-						
25	100500-11001	GRADUATE TUITION-R-FALL									
		GRADUATE TUITION - R - FALL	25	010020	529,352.00-	25	100500-11001	25	010020	N	
		** Decrease in SL Allocation **			529,352.00-						
25	100500-11002	GRADUATE TUITION-NR-FALL									
		GRADUATE TUITION - NR - FALL	25	010020	88,928.00-	25	100500-11002	25	010020	N	
		** Decrease in SL Allocation **			88,928.00-						
25	100500-12001	GRADUATE TUITION-R-SPRING									
		GRADUATE TUITION - R - SPRING	25	010020	578,208.00-	25	100500-12001	25	010020	N	
		** Decrease in SL Allocation **			578,208.00-						
25	100500-12002	GRADUATE TUITION-NR-SPRING									
		GRADUATE TUITION-NR-SPRING	25	010020	83,937.00-	25	100500-12002	25	010020	N	
		** Decrease in SL Allocation **			83,937.00-						
25	100500-13001	GRADUATE TUITION-R-SUM									
		GRADUATE TUITION - R - SUMMER	25	010020	130,303.00-	25	100500-13001	25	010020	N	
		** Decrease in SL Allocation **			130,303.00-						
25	100800	LAB FEES									
		LAB FEES	25	010020	716.00-	25	100800	25	010020	N	
		** Decrease in SL Allocation **			716.00-						

Printed on a Xerox 9700 Laser Printing System at the Computing Services Center / Texas A&M University

Form: URGB01 (02/05/85)

CC	Account	Transaction Description	--- Offset --- CC	Account	Amount	-------- Actual Entry --------- ---- From ----- CC	Account	----- To ------ CC	Account	Feed	Mand
25	100810	INTEREST-STATE TREAS. DEPOSITS									
		INTEREST-STATE TREAS. DEPOSITS	25	010020	206,036.00-	25	100810	25	010020	N	
		** Decrease in SL Allocation **			206,036.00-						
25	120000-00000	OFFICE OF THE PRESIDENT									
		OFFICE OF THE PRESIDENT	25	012000	314,410.00	25	012000	25	120000-00000	N	
		** Increase in SL Allocation **			314,410.00						
25	120005-00000	UNIVERSITY EVENTS									
		UNIVERSITY EVENTS	25	012000	61,201.00	25	012000	25	120005-00000	N	
		** Increase in SL Allocation **			61,201.00						
25	120010-00000	BUSINESS AFFAIRS									
		BUSINESS AFFFAIRS	25	012000	303,002.00	25	012000	25	120010-00000	N	
		** Increase in SL Allocation **			303,002.00						
25	120034-00000	STUDENT AFFAIRS									
		STUDENT AFFAIRS	25	012000	255,959.00	25	012000	25	120034-00000	N	
		** Increase in SL Allocation **			255,959.00						
25	120040-00000	PROVOST/ACADEMIC AFFAIRS									
		OFFICE OF THE PROVOST/VPAA	25	012000	554,554.00	25	012000	25	120040-00000	N	
		** Increase in SL Allocation **			554,554.00						
25	120040-29000	GR-D FUNDS									
		GR-D Funds	25	012000	122,075.00	25	012000	25	120040-29000	N	
		** Increase in SL Allocation **			122,075.00						
25	120045-29000	GR-D FUNDS									
		GR-D Funds	25	012000	227,615.00	25	012000	25	120045-29000	N	
		** Increase in SL Allocation **			227,615.00						
25	120048-00000	FINANCIAL AID									
		OFFICE OF STUDENT FINANCIA AID	25	012000	419,403.00	25	012000	25	120048-00000	N	
		** Increase in SL Allocation **			419,403.00						
25	120048-29000	GR-D FUNDS									
		GR-D Funds	25	012000	56,796.00	25	012000	25	120048-29000	N	
		** Increase in SL Allocation **			56,796.00						
25	120050-00000	MILITARY COMMUNITY DEVELOPMENT									
		MILITARY COMMUNITY DEVELOPMENT	25	012000	114,319.00	25	012000	25	120050-00000	N	
		** Increase in SL Allocation **			114,319.00						
25	120065	THECB - COLLEGE WORKSTUDY - EXPE									
		THECB - COLLEGE WORKSTUDY	25	012000	34,366.00	25	012000	25	120065	N	
		** Increase in SL Allocation **			34,366.00						

Printed on a Xerox 9700 Laser Printing System at the Computing Services Center / Texas A&M University

Form: URGB01 (02/05/85)

CC	Account	Transaction Description	Offset CC	Offset Account	Amount	Actual Entry From CC	Actual Entry From Account	Actual Entry To CC	Actual Entry To Account	Feed	Mand
25	120066	EDUCATIONAL AIDE PROGRAM_- EXP									
		Educational Aid Program - Exp	25	012066	12,195.00	25	012000	25	120066	N	
		** Increase in SL Allocation **			12,195.00						
25	120100-00000	INFORMATION TECHNOLOGY-INST SUPP									
		IT SERVICES-INST SUPPORT	25	012000	530,187.00	25	012000	25	120100-00000	N	
		** Increase in SL Allocation **			530,187.00						
25	120100-29000	GR-D FUNDS									
		GR-D FUNDS	25	012000	10,107.00	25	012000	25	120100-29000	N	
		** Increase in SL Allocation **			10,107.00						
25	120101-29000	GR-D FUNDS									
		GR-D Funds	25	012000	381,635.00	25	012000	25	120101-29000	N	
		** Increase in SL Allocation **			381,635.00						
25	120102-29000	GR-D FUNDS									
		GR-D FUNDS	25	012000	453,764.00	25	012000	25	120102-29000	N	
		** Increase in SL Allocation **			453,764.00						
25	120120-00000	INSTITUTIONAL RESEARCH									
		INSTITUTIONAL RESEARCH	25	012000	126,526.00	25	012000	25	120120-00000	N	
		** Increase in SL Allocation **			126,526.00						
25	121053	LONGEVITY-STUDENT SERVICE									
		LONGEVITY - STUDENT SERVICE	25	012100	39,117.00	25	012100	25	121053	N	
		** Increase in SL Allocation **			39,117.00						
25	121063	LONGEVITY-INSTITUTIONAL SUPPORT									
		LONGEVITY - INSTITUTIONAL SUPP	25	012100	22,911.00	25	012100	25	121063	N	
		** Increase in SL Allocation **			22,911.00						
25	121108-00000	ACCOUNTING SERVICES									
		ACCOUNTING SERVICES	25	012000	339,543.00	25	012000	25	121108-00000	N	
		** Increase in SL Allocation **			339,543.00						
25	121109	FINANCIAL SERVICES									
		Finacial Services	25	012000	113,289.00	25	012000	25	121109	N	
		** Increase in SL Allocation **			113,289.00						
25	121110-00000	HUMAN RESOURCES									
		HUMAN RESOURCES	25	012000	391,308.00	25	012000	25	121110-00000	N	
		** Increase in SL Allocation **			391,308.00						
25	121110-29000	GR-D FUNDS									
		GR-D Funds	25	012000	2,128.00	25	012000	25	121110-29000	N	
		** Increase in SL Allocation **			2,128.00						

Printed on a Xerox 9700 Laser Printing System at the Computing Services Center / Texas A&M University

Form: URGB01 (02/05/85)

CC	Account	Transaction Description	Offset CC	Offset Account	Amount	Actual Entry From CC	Actual Entry From Account	Actual Entry To CC	Actual Entry To Account	Feed	Mand
25	121116-00000	PAYROLL SERVICES									
		PAYROLL SERVICES	25	012000	128,929.00	25	012000	25	121116-00000	N	
		** Increase in SL Allocation **			128,929.00						
25	121118-00000	PROCUREMENT SERVICES									
		PROCUREMENT SERVICES	25	012000	235,886.00	25	012000	25	121118-00000	N	
		** Increase in SL Allocation **			235,886.00						
25	121122-00000	STUDENT BUSINESS SERVICES									
		STUDENT BUSINESS SERVICES	25	012000	153,946.00	25	012000	25	121122-00000	N	
		** Increase in SL Allocation **			153,946.00						
25	121122-29000	GR-D FUNDS									
		GR-D Funds	25	012000	8,960.00	25	012000	25	121122-29000	N	
		** Increase in SL Allocation **			8,960.00						
25	130000-29000	GR-D FUNDS									
		GR-D Funds	25	013000	286,458.00	25	013000	25	130000-29000	N	
		** Increase in SL Allocation **			286,458.00						
25	130001-29000	GR-D FUNDS									
		GR-D Funds	25	013000	299,359.00	25	013000	25	130001-29000	N	
		** Increase in SL Allocation **			299,359.00						
25	130002-29000	GR-D FUNDS									
		GR-D Funds	25	013000	439,234.00	25	013000	25	130002-29000	N	
		** Increase in SL Allocation **			439,234.00						
25	130003-00000	COUNSELING									
		COUNSELING	25	013000	237,277.00	25	013000	25	130003-00000	N	
		** Increase in SL Allocation **			237,277.00						
25	130003-29000	GR-D FUNDS									
		GR-D Funds	25	013000	149,162.00	25	013000	25	130003-29000	N	
		** Increase in SL Allocation **			149,162.00						
25	130005-00000	HEALTH & KINESIOLOGY									
		HEALTH & KINESIOLOGY	25	013000	202,674.00	25	013000	25	130005-00000	N	
		** Increase in SL Allocation **			202,674.00						
25	130005-29000	GR-D FUNDS									
		GR-D Funds	25	013000	11,407.00	25	013000	25	130005-29000	N	
		** Increase in SL Allocation **			11,407.00						
25	130101-00000	CENTER FOR INFO TECH & CIS									
		CENTER FOR INFO TECH & CIS	25	013010	419,709.00	25	013010	25	130101-00000	N	
		** Increase in SL Allocation **			419,709.00						

Printed on a Xerox 9700 Laser Printing System at the Computing Services Center / Texas A&M University

Form: URGB01 (02/05/85)

CC	Account	Transaction Description	--- Offset --- CC	Account	Amount	-------- Actual Entry --------- ---- From ----- CC	Account	----- To ------ CC	Account	Feed	Mand
25	130101-29000	GR-D FUNDS									
		GR-D Funds	25	013010	6,260.00	25	013010	25	130101-29000	N	
		** Increase in SL Allocation **			6,260.00						
25	130102-00000	ACCOUNTING									
		ACCOUNTING	25	013010	290,329.00	25	013010	25	130102-00000	N	
		** Increase in SL Allocation **			290,329.00						
25	130102-29000	GR-D FUNDS									
		GR-D Funds	25	013010	167,165.00	25	013010	25	130102-29000	N	
		** Increase in SL Allocation **			167,165.00						
25	130103-00000	ECONOMICS & FINANCE									
		ECONOMICS & FINANCE	25	013010	197,575.00	25	013010	25	130103-00000	N	
		** Increase in SL Allocation **			197,575.00						
25	130103-29000	GR-D FUNDS									
		GR-D FUNDS	25	013010	167,788.00	25	013010	25	130103-29000	N	
		** Increase in SL Allocation **			167,788.00						
25	130105-00000	MARKETING & MANAGEMENT									
		MARKETING & MANAGEMENT	25	013010	173,667.00	25	013010	25	130105-00000	N	
		** Increase in SL Allocation **			173,667.00						
25	130105-29000	GR-D FUNDS									
		GR-D Funds	25	013010	425,972.00	25	013010	25	130105-29000	N	
		** Increase in SL Allocation **			425,972.00						
25	130301-00000	BIOLOGY, MATH & CHEMISTRY									
		BIOLOGY, MATH, AND CHEMISTRY	25	013030	420,776.00	25	013030	25	130301-00000	N	
		** Increase in SL Allocation **			420,776.00						
25	130301-29000	GR-D FUNDS									
		GR-D Funds	25	013030	137,161.00	25	013030	25	130301-29000	N	
		** Increase in SL Allocation **			137,161.00						
25	130302-00000	COMMUNICATIONS									
		COMMUNICATIONS	25	013030	232,801.00	25	013030	25	130302-00000	N	
		** Increase in SL Allocation **			232,801.00						
25	130302-29000	GR-D FUNDS									
		GR-D Funds	25	013030	54,515.00	25	013030	25	130302-29000	N	
		** Increase in SL Allocation **			54,515.00						
25	130303-00000	LANGUAGE & LITERATURE									
		LANGUAGE & LITERATURE	25	013030	363,051.00	25	013030	25	130303-00000	N	
		** Increase in SL Allocation **			363,051.00						

Printed on a Xerox 9700 Laser Printing System at the Computing Services Center / Texas A&M University

Form: URGB01 (02/05/85)

CC	Account	Transaction Description	Offset CC	Offset Account	Amount	Actual Entry From CC	Actual Entry From Account	Actual Entry To CC	Actual Entry To Account	Feed	Mand
25	130303-29000	GR-D FUNDS									
		GR-D Funds	25	013030	176,486.00	25	013030	25	130303-29000	N	
		** Increase in SL Allocation **			176,486.00						
25	130304-00000	HISTORY									
		HISTORY	25	013030	11,294.00	25	013030	25	130304-00000	N	
		** Increase in SL Allocation **			11,294.00						
25	130304-29000	GR-D FUNDS									
		GR-D Funds	25	013030	5,402.00	25	013030	25	130304-29000	N	
		** Increase in SL Allocation **			5,402.00						
25	130305-00000	POLITICAL SCIENCE									
		POLITICAL SCIENCE	25	013030	60,590.00	25	013030	25	130305-00000	N	
		** Increase in SL Allocation **			60,590.00						
25	130306-00000	SOCIOLOGY & CRIMINOLOGY									
		SOCIOLOGY & CRIMNOLOGY	25	013030	6,955.00	25	013030	25	130306-00000	N	
		** Increase in SL Allocation **			6,955.00						
25	130306-29000	GR-D FUNDS									
		GR-D Funds	25	013030	160,974.00	25	013030	25	130306-29000	N	
		** Increase in SL Allocation **			160,974.00						
25	130307-29000	GR-D FUNDS									
		GR-D Funds	25	013030	60,737.00	25	013030	25	130307-29000	N	
		** Increase in SL Allocation **			60,737.00						
25	132000-20100	HOLD HARMLESS - COB									
		HOLD HARMLESS - COB	25	013200	1,415,472.00	25	013200	25	132000-20100	N	
		** Increase in SL Allocation **			1,415,472.00						
25	132000-20200	HOLD HARMLESS - COA&S									
		HOLD HARMLESS - COA&S	25	013200	231,162.00	25	013200	25	132000-20200	N	
		** Increase in SL Allocation **			231,162.00						
25	132604	LONGEVITY-INSTRUCTION									
		LONGEVITY - INSTRUCTION	25	013260	1,040.00	25	013260	25	132604		N
		** Increase in SL Allocation **			1,040.00						
25	132900-00000	FALL ADJUNCT/OVERLOAD SALARIES									
		FALL ADJUNCT/OVERLOAD SALARIES	25	013290	1,060,000.00	25	013290	25	132900-00000	N	
		** Increase in SL Allocation **			1,060,000.00						
25	132901-00000	SPRING ADJUNCT/OVERLOAD SALARIES									
		SPRING ADJUNCT/OVERLOAD SAL	25	013290	1,000,000.00	25	013290	25	132901-00000	N	
		** Increase in SL Allocation **			1,000,000.00						

Printed on a Xerox 9700 Laser Printing System at the Computing Services Center / Texas A&M University

Form: URGB01 (02/05/85)

CC	Account	Transaction Description	--- Offset --- CC	Account	Amount	-------- Actual Entry --------- ---- From ----- CC	Account	----- To ------ CC	Account	Feed	Mand
25	132902-00000	SUMMER FACULTY/ADJUNCT/OVERLOAD									
		SUMMER FACULTY/ADJUNCT SALARIE	25	013290	1,000,000.00	25	013290	25	132902-00000	N	
		** Increase in SL Allocation **			1,000,000.00						
25	132904-00000	JAGTRACK INSTRUCTION									
		JAGTRACK INSTUCTION SALARIES	25	013290	75,000.00	25	013290	25	132904-00000	N	
		** Increase in SL Allocation **			75,000.00						
25	138000-00000	ADMIN-COLLEGE OF ED & HUMAN DEVE									
		ADMIN-COLLEGE OF ED & HUMAN DE	25	013800	532,731.00	25	013800	25	138000-00000	N	
		** Increase in SL Allocation **			532,731.00						
25	138000-29000	GR-D FUNDS									
		GR-D Funds	25	013800	2,706.00	25	013800	25	138000-29000	N	
		** Increase in SL Allocation **			2,706.00						
25	138010-00000	ADMIN-COLLEGE OF BUSINESS									
		ADMIN-COLLEGE OF BUSINESS	25	013800	226,832.00	25	013800	25	138010-00000	N	
		** Increase in SL Allocation **			226,832.00						
25	138010-29000	GR-D FUNDS									
		GR-D Funds	25	013800	4,496.00	25	013800	25	138010-29000	N	
		** Increase in SL Allocation **			4,496.00						
25	138030-00000	ADMIN-COL OF ARTS & SCIENCES									
		ADMIN-COLLEGE OF ARTS & SCIENC	25	013800	272,381.00	25	013800	25	138030-00000	N	
		** Increase in SL Allocation **			272,381.00						
25	138030-29000	GR-D FUNDS									
		GR-D Funds	25	013800	6,509.00	25	013800	25	138030-29000	N	
		** Increase in SL Allocation **			6,509.00						
25	138100-00000	GRADUATE STUDIES AND SPONSORED P									
		GRADUATE STUDIES	25	013800	36,017.00	25	013800	25	138100-00000	N	
		** Increase in SL Allocation **			36,017.00						
25	138100-29000	GR-D FUNDS									
		GR-D Funds	25	013800	1,736.00	25	013800	25	138100-29000	N	
		** Increase in SL Allocation **			1,736.00						
25	138904	LONGEVITY-ACADEMIC SUPPORT									
		LONGEVITY-ACADEMIC SUPPORT	25	013800	21,865.00	25	013800	25	138904	N	
		** Increase in SL Allocation **			21,865.00						
25	140001	LOCAL GIP - INSTRUCTION									
		LOCAL GIP - IINSTRUCTION	25	014000	542,402.00	25	014000	25	140001	N	
		** Increase in SL Allocation **			542,402.00						

Printed on a Xerox 9700 Laser Printing System at the Computing Services Center / Texas A&M University

Form: URGB01 (02/05/85)

CC	Account	Transaction Description	Offset CC	Offset Account	Amount	Actual Entry From CC	Actual Entry From Account	Actual Entry To CC	Actual Entry To Account	Feed	Mand
25	141001	LOCAL RETIRE - INSTRUCTION									
		LOCAL RETIRE - INSTRUCTION	25	014000	278,086.00	25	014000	25	141001	N	
		** Increase in SL Allocation **			278,086.00						
25	142001	LOCAL OASI - INSTRUCTION									
		LOCAL OASI - INSTRUCTION	25	014000	127,578.00	25	014000	25	142001	N	
		** Increase in SL Allocation **			127,578.00						
25	143001	LOCAL WCI - INSTRUCTION									
		LOCAL WCI - INSTRUCTION	25	014000	3,152.00	25	014000	25	143001	N	
		** Increase in SL Allocation **			3,152.00						
25	144001	LOCAL UCI - INSTRUCTION									
		LOCAL UCI - INSTRUCTION	25	014000	1,751.00	25	014000	25	144001	N	
		** Increase in SL Allocation **			1,751.00						
25	145001	FUND 0001 GIP - INSTRUCTION									
		FUND 0001 GIP - INSTRUCTION	25	014000	1,108,928.00	25	014000	25	145001	N	
		** Increase in SL Allocation **			1,108,928.00						
25	145004	FUND 0001 GIP - ACADEMIC SUPPORT									
		FUND 001 GIP-ACADEMIC SUPPORT	25	014000	251,045.00	25	014000	25	145004	N	
		** Increase in SL Allocation **			251,045.00						
25	145005	FUND 0001 GIP - STUDENT SERVICES									
		FUND 001 GIP - STUDENT SERVICE	25	014000	497,660.00	25	014000	25	145005	N	
		** Increase in SL Allocation **			497,660.00						
25	145006	FUND 0001 GIP - INST. SUPPORT									
		FUND 001 GIP - INST. SUPPORT	25	014000	347,891.00	25	014000	25	145006	N	
		** Increase in SL Allocation **			347,891.00						
25	145007	FUND 0001 GIP - O&M PLANT									
		FUND 0001 - GIP - O&M PLANT	25	014000	6,124.00	25	014000	25	145007	N	
		** Increase in SL Allocation **			6,124.00						
25	146001	FUND 0001 RETIRE - INSTRUCTION									
		FUND 0001 RETIRE - INSTRUCTION	25	014000	863,894.00	25	014000	25	146001	N	
		** Increase in SL Allocation **			863,894.00						
25	146004	FUND 0001 RETIRE - ACADEMIC SUPP									
		FUND 0001 RETIRE-ACADEMIC SUPP	25	014000	130,507.00	25	014000	25	146004	N	
		** Increase in SL Allocation **			130,507.00						
25	146005	FUND 0001 RETIRE - STUDENT SERVI									
		FUND 0001 RETIRE-STUDENT SERVI	25	014000	187,987.00	25	014000	25	146005	N	
		** Increase in SL Allocation **			187,987.00						

Printed on a Xerox 9700 Laser Printing System at the Computing Services Center / Texas A&M University

Form: URGB01 (02/05/85)

CC	Account	Transaction Description	Offset CC	Offset Account	Amount	Actual Entry From CC	Actual Entry From Account	Actual Entry To CC	Actual Entry To Account	Feed	Mand
25	146006	FUND 0001 RETIRE - INST. SUPPORT									
		FUND 0001 RETIRE-INST. SUPPORT	25	014000	171,698.00	25	014000	25	146006	N	
		** Increase in SL Allocation **			171,698.00						
25	146007	FUND 0001 RETIRE - O&M PLANT									
		FUND 0001 RETIRE - O&M PLANT	25	014000	2,092.00	25	014000	25	146007	N	
		** Increase in SL Allocation **			2,092.00						
25	147001	FUND 0001 OASI - INSTRUCTION									
		FUND 0001 OASI - INSTRUCTION	25	014000	722,942.00	25	014000	25	147001	N	
		** Increase in SL Allocation **			722,942.00						
25	147004	FUND 0001 OASI - ACADEMIC SUPPOR									
		FUND 0001 OASI - ACADEMIC SUPP	25	014000	128,907.00	25	014000	25	147004	N	
		** Increase in SL Allocation **			128,907.00						
25	147005	FUND 0001 OASI - STUDENT SERVICE									
		FUND 0001 OASI - STUDENT SERVI	25	014000	200,441.00	25	014000	25	147005	N	
		** Increase in SL Allocation **			200,441.00						
25	147006	FUND 0001 OASI - INST. SUPPORT									
		FUND 0001 OASI - INST. SUPPORT	25	014000	184,529.00	25	014000	25	147006	N	
		** Increase in SL Allocation **			184,529.00						
25	147007	FUND 0001 OASI - O&M PLANT									
		FUND 0001 OASI - O&M PLANT	25	014000	2,260.00	25	014000	25	147007	N	
		** Increase in SL Allocation **			2,260.00						
25	148001	FUND 0001 WCI - INSTRUCTION									
		FUND 0001 WCI - INSTRUCTION	25	014000	17,861.00	25	014000	25	148001	N	
		** Increase in SL Allocation **			17,861.00						
25	148004	FUND 0001 WCI - ACADEMIC SUPPORT									
		FUND 0001 WCI-ACADEMIC SUPPORT	25	014000	3,415.00	25	014000	25	148004	N	
		** Increase in SL Allocation **			3,415.00						
25	148005	FUND 0001 WCI - STUDENT SERVICES									
		FUND 0001 WCI-INST. SUPPORT	25	014000	5,167.00	25	014000	25	148005	N	
		** Increase in SL Allocation **			5,167.00						
25	148006	FUND 0001 WCI - INST. SUPPORT									
		FUND 0001 - WCI-INST. SUPPORT	25	014000	4,790.00	25	014000	25	148006	N	
		** Increase in SL Allocation **			4,790.00						
25	148007	FUND 0001 WCI - O&M PLANT									
		FUND 0001 - WCI O&M PLANT	25	014000	55.00	25	014000	25	148007	N	
		** Increase in SL Allocation **			55.00						

Printed on a Xerox 9700 Laser Printing System at the Computing Services Center / Texas A&M University

Form: URGB01 (02/05/85)

CC	Account	Transaction Description	Offset CC	Offset Account	Amount	Actual Entry From CC	Actual Entry From Account	Actual Entry To CC	Actual Entry To Account	Feed	Mand
25	149001	FUND 0001 UCI - INSTRUCTION									
		FUND 0001 - UCI - INSTRUCTION	25	014000	9,923.00	25	014000	25	149001	N	
		** Increase in SL Allocation **			9,923.00						
25	149004	FUND 0001 UCI - ACADEMIC SUPPORT									
		FUND 0001 - UCI - STUDENT SERV	25	014000	1,897.00	25	014000	25	149004	N	
		** Increase in SL Allocation **			1,897.00						
25	149005	FUND 0001 UCI - STUDENT SERVICES									
		FUND 0001 - UCI - STUDENT SERV	25	014000	2,871.00	25	014000	25	149005	N	
		** Increase in SL Allocation **			2,871.00						
25	149006	FUND 0001 UCI - INST. SUPPORT									
		FUND 0001 - UCI-INST. SUPPORT	25	014000	2,666.00	25	014000	25	149006	N	
		** Increase in SL Allocation **			2,666.00						
25	150000-00000	PHYSICAL PLANT ADMINISTRATION									
		PHYSICAL PLANT ADMINISTRATION	25	015000	75,003.00	25	015000	25	150000-00000	N	
		** Increase in SL Allocation **			75,003.00						
25	150000-29000	GR-D FUNDS									
		GR-D Funds	25	015000	19,998.00	25	015000	25	150000-29000	N	
		** Increase in SL Allocation **			19,998.00						
25	150040-29000	GR-D FUNDS									
		GR-D Funds	25	015000	80,383.00	25	015000	25	150040-29000	N	
		** Increase in SL Allocation **			80,383.00						
25	157000-00000	CAMPUS MAIL AND RECEIVING									
		CENTRAL RECEIVING	25	015700	40,324.00	25	015700	25	157000-00000	N	
		** Increase in SL Allocation **			40,324.00						
25	158904	LONGEVITY-O&M PLANT									
		LONGEVITY - O&M PLANT	25	015890	590.00	25	015890	25	158904	N	
		** Increase in SL Allocation **			590.00						
25	160100	STRATEGIC PLANNING - IE									
		INSTITUTIONAL ENHANCEMENT	25	016010	365,413.00	25	016010	25	160100	N	
		** Increase in SL Allocation **			365,413.00						
25	163352	SI-EDUCATOR & LEADERSHIP PREPARA									
		SI-EDUCATOR & LEADERSHIP PREP	25	016300	1,435,953.00	25	016300	25	163352	N	
		** Increase in SL Allocation **			1,435,953.00						
25	163355	SI-COUNSELING									
		SI-COUNSELING	25	016300	621,661.00	25	016300	25	163355	N	
		** Increase in SL Allocation **			621,661.00						

Printed on a Xerox 9700 Laser Printing System at the Computing Services Center / Texas A&M University

Form: URGB01 (02/05/85)

CC	Account	Transaction Description	--- Offset --- CC	Account	Amount	-------- Actual Entry --------- ---- From ----- CC	Account	----- To ------ CC	Account	Feed	Mand
25	163361	SI-ACCOUNTING									
		SI-ACCOUNTING & CIS	25	016300	662,059.00	25	016300	25	163361	N	
		** Increase in SL Allocation **			662,059.00						
25	163362	SI-ECONOMICS & FINANCE									
		SI-ECONOMICS & FINANCE	25	016300	278,023.00	25	016300	25	163362	N	
		** Increase in SL Allocation **			278,023.00						
25	163371	SI-BIOLOGY, MATH & CHEMISTRY									
		SI-BIOLOGY, MATHC, & CHEMISTRY	25	016300	244,901.00	25	016300	25	163371	N	
		** Increase in SL Allocation **			244,901.00						
25	163376	SI-PSYCH,SOCIOLOGY & CRIMINOLGY									
		SI-PSYCH, SOCIOLOGY, & CRIMINO	25	016300	783,424.00	25	016300	25	163376	N	
		** Increase in SL Allocation **			783,424.00						
25	170000-00000	DOWNWARD EXPANSION - INSTRUCTION									
		DOWNWARD EXPANSION-INSTRUCTION	25	017000	58,066.00	25	017000	25	170000-00000	N	
		** Increase in SL Allocation **			58,066.00						
25	170000-20100	DE - COLLEGE OF BUSINESS									
		DE - COLLEGE OF BUSINESS	25	017000	435,276.00	25	017000	25	170000-20100	N	
		** Increase in SL Allocation **			435,276.00						
25	170000-20200	DE - COLLEGE OF A&S									
		DE - COLLEGE OF A&S	25	017000	2,122,142.00	25	017000	25	170000-20200	N	
		** Increase in SL Allocation **			2,122,142.00						
25	170000-20300	DE - COLLEGE OF EDUCATION									
		DE - COLLEGE OF EDUCATION	25	017000	370,905.00	25	017000	25	170000-20300	N	
		** Increase in SL Allocation **			370,905.00						
25	170001-22000	DE - ACADEMIC AFFAIRS - PROVOST									
		DE - ACADEMIC AFFAIRS-PROVOST	25	017000	110,001.00	25	017000	25	170001-22000	N	
		** Increase in SL Allocation **			110,001.00						
25	170002-21000	DE - STUDENT AFFAIRS									
		DE - STUDENT AFFAIRS	25	017000	14,732.00	25	017000	25	170002-21000	N	
		** Increase in SL Allocation **			14,732.00						
25	170002-24000	DE - STUDENT SUCCESS									
		DE - UNIVERISTY COLLEGE	25	017000	163,784.00	25	017000	25	170002-24000	N	
		** Increase in SL Allocation **			163,784.00						
25	170003-22000	DE - BUSINES AFFAIRS									
		DE - BUSINESS AFFAIRS	25	017000	5,048.00	25	017000	25	170003-22000	N	
		** Increase in SL Allocation **			5,048.00						

Printed on a Xerox 9700 Laser Printing System at the Computing Services Center / Texas A&M University

Form: URGB01 (02/05/85)

CC	Account	Transaction Description	--- Offset --- CC	Account	Amount	-------- Actual Entry --------- ---- From ----- CC	Account	----- To ------ CC	Account	Feed	Mand
25	170003-24000	DE - COMMUNICATION									
		DE - COMMUNICATION	25	017000	26,681.00	25	017000	25	170003-24000	N	
		** Increase in SL Allocation **			26,681.00						
25	175000	COMPREHENSIVE RESEARCH FUNDS									
		COMPREHENSIVE RESEARCH FUND	25	017500	12,317.00	25	017500	25	175000	N	
		** Increase in SL Allocation **			12,317.00						
25	190803	ONE-TIME EXPENSES - UA									
		ONE-TIME EXPENSES - UA	25	019099	184,190.00	25	019099	25	190803	N	
		** Increase in SL Allocation **			184,190.00						
25	190925	UNALLOC. FACULTY BUDGET-PROVOST									
		UNALLOC. FAC BUDGET PROVOST	25	019099	1,415,780.00	25	019099	25	190925	N	
		** Increase in SL Allocation **			1,415,780.00						
25	190999-00000	E&G RESERVE									
		ESTIMATED EXPENDITURES PER 664	25	019099	184,190.00-	25	190999-00000	25	019099	Y	
		** Decrease in SL Allocation **			184,190.00-						
25	190999-20010	E&G RESERVES - INSTRUCTION									
		E&G RESERVE	25	019099	734,389.00	25	019099	25	190999-20010	N	
		** Increase in SL Allocation **			734,389.00						
25	199961	E&G LUMP SUM VAC. ASSESSMENT - I									
		E&G LUMP SUM VAC ASSESSMENT-IN	25	019996	1,026.00	25	019996	25	199961	N	
		** Increase in SL Allocation **			1,026.00						
25	199964	E&G LUMP VAC. ASSESSMENT - AC SU									
		E&G LUMP VAC ASSESSMENT-AC SUP	25	019996	22,072.00	25	019996	25	199964	N	
		** Increase in SL Allocation **			22,072.00						
25	199965	E&G LUMP VAC. ASSESSMENT - STUD									
		E&G LUMP VAC ASSESSMENT-STU SE	25	019996	32,220.00	25	019996	25	199965	N	
		** Increase in SL Allocation **			32,220.00						
25	199966	E&G LUMP VAC. ASSESSMENT - INS S									
		E&G LUMP VAC ASSESSMENT-INS SU	25	019996	30,352.00	25	019996	25	199966	N	
		** Increase in SL Allocation **			30,352.00						
25	199967	E&G LUMP VAC. ASSESSMENT - OP &									
		E&G LUMP VAC ASSESSMENT-OP & M	25	019996	356.00	25	019996	25	199967	N	
		** Increase in SL Allocation **			356.00						
25	200001-11001	DES. TUITION-UG-R-FALL									
		DES. TUITION-UG-R-FALL	25	021800	5,013,705.00-	25	200001-11001	25	021800	N	
		** Decrease in SL Allocation **			5,013,705.00-						

Printed on a Xerox 9700 Laser Printing System at the Computing Services Center / Texas A&M University

Form: URGB01 (02/05/85)

CC	Account	Transaction Description	--- Offset --- CC	Account	Amount	-------- Actual Entry --------- ---- From ----- CC	Account	----- To ------ CC	Account	Feed	Mand
25	200001-11002	DES. TUITION-UG-NR-FALL									
		DES. TUITION-UG-NR-FALL	25	021800	45,766.00-	25	200001-11002	25	021800	N	
		** Decrease in SL Allocation **			45,766.00-						
25	200001-12001	DES. TUITION-UG-R-SPRING									
		DES. TUITION-UG-R-SPRING	25	021800	4,800,373.00-	25	200001-12001	25	021800	N	
		** Decrease in SL Allocation **			4,800,373.00-						
25	200001-12002	DES. TUITION-UG-NR-SPRING									
		DES. TUITION-UG-NR-SPRING	25	021800	35,081.00-	25	200001-12002	25	021800	N	
		** Decrease in SL Allocation **			35,081.00-						
25	200001-13001	DES. TUITION-UG-R-SUM I									
		DES. TUITION-UG-R-SUM I	25	021800	890,697.00-	25	200001-13001	25	021800	N	
		** Decrease in SL Allocation **			890,697.00-						
25	200002-11001	DES. TUITION - GRAD - FALL									
		DES. TUITION-GRAD-FALL	25	021800	676,190.00-	25	200002-11001	25	021800	N	
		** Decrease in SL Allocation **			676,190.00-						
25	200002-11002	DES. TUITION-G-NR-FALL									
		DES. TUITION-G-NR-FALL	25	021800	21,544.00-	25	200002-11002	25	021800	N	
		** Decrease in SL Allocation **			21,544.00-						
25	200002-12001	DES. TUITION - GRAD - SPRING									
		DES. TUITION-GRAD-SPRING	25	021800	738,789.00-	25	200002-12001	25	021800	N	
		** Decrease in SL Allocation **			738,789.00-						
25	200002-12002	DES. TUITION-G-NR-SPRING									
		DES TUITION-G-NR-SPRING	25	021800	20,346.00-	25	200002-12002	25	021800	N	
		** Decrease in SL Allocation **			20,346.00-						
25	200002-13001	DES. TUITION - GRAD - SUM I									
		DES TUITTION-GRAD-SUM I	25	021800	217,849.00-	25	200002-13001	25	021800	N	
		** Decrease in SL Allocation **			217,849.00-						
25	200002-13002	DES. TUITION-G-NR-SUM I									
		DES TUITION-G-NR-SUM I	25	021800	18,521.00-	25	200002-13002	25	021800	N	
		** Decrease in SL Allocation **			18,521.00-						
25	200003-16100	TUITION SET ASIDE - DESIGNATED									
		TUITION SET ASIDE - DESIGNATED	25	021800	913,095.00-	25	200003-16100	25	021800	N	
		** Decrease in SL Allocation **			913,095.00-						
25	200005	CASH MGT/INVESTMENT ACCOUNT									
		ESTIMATED EXPENDITURES PER 664	25	021800	542,182.00-	25	200005	25	022300	Y	
		Cash MGT/Investment acct.	25	021800	452,451.00-	25	200005	25	021800	N	
		** Decrease in SL Allocation **			994,633.00-						

Printed on a Xerox 9700 Laser Printing System at the Computing Services Center / Texas A&M University

Form: URGB01 (02/05/85)

CC	Account	Transaction Description	--- Offset --- CC	Account	Amount	-------- Actual Entry --------- ---- From ----- CC	Account	----- To ------ CC	Account	Feed	Mand
25	209000-11001	UNIVERSITY SERVICES FEE - FALL									
		UNIVERSITY SERVICES FEE-FALL	25	020900	8,001,117.00-	25	209000-11001	25	020900	N	
		** Decrease in SL Allocation **			8,001,117.00-						
25	209000-12001	UNIVERSITY SERVICES FEE - SPRING									
		UNIVERSITY SERVICE FEE - SPRIN	25	020900	7,777,362.00-	25	209000-12001	25	020900	N	
		** Decrease in SL Allocation **			7,777,362.00-						
25	209000-13001	UNIVERSITY SERVICES FEE - SUMMER									
		UNIVERSITY SERVICES FEE - SUMM	25	020900	1,670,478.00-	25	209000-13001	25	020900	N	
		** Decrease in SL Allocation **			1,670,478.00-						
25	209001-20901	INSURANCE POLICIES									
		INSURANCE POLICIES	25	020900	30,000.00	25	020900	25	209001-20901	N	
		** Increase in SL Allocation **			30,000.00						
25	209001-21901	SAFETY & RISK MGMT.									
		SAFETY & RISK MANAGEMENT	25	020900	26,166.00	25	020900	25	209001-21901	N	
		** Increase in SL Allocation **			26,166.00						
25	209001-22101	UNIVERSITY POLICE DEPT.									
		UNIVERSITY POLICE DEPARTMENT	25	020900	1,532,099.00	25	020900	25	209001-22101	N	
		** Increase in SL Allocation **			1,532,099.00						
25	209002-20100	ACADEMIC ADVISING-COLLEGE BUSINE									
		ACADEMIC ADVISING-COLLEGE BUSI	25	020900	48,703.00	25	020900	25	209002-20100	N	
		** Increase in SL Allocation **			48,703.00						
25	209002-20300	ACADEMIC ADVISING-COLLEGE EDUCAT									
		ACADEMIC ADVISING-COLL OF EDU	25	020900	98,773.00	25	020900	25	209002-20300	N	
		** Increase in SL Allocation **			98,773.00						
25	209003	ACADEMIC TECHNOLOGY/DIST. LEARNI									
		ACADEMIC TECHNOLOGIES/DIST LEA	25	020900	540,278.00	25	020900	25	209003	N	
		** Increase in SL Allocation **			540,278.00						
25	209004	STUDENT ID CARD									
		STUDENT ID CARD	25	020900	50,231.00	25	020900	25	209004	N	
		** Increase in SL Allocation **			50,231.00						
25	209005	REGISTRAR									
		TRANSCRIPT (REGISTRAR)	25	020900	399,083.00	25	020900	25	209005	N	
		** Increase in SL Allocation **			399,083.00						
25	209006	TECHNOLOGY SERVICES									
		TECHNOLOGY SERVICES	25	020900	2,416,365.00	25	020900	25	209006	N	
		** Increase in SL Allocation **			2,416,365.00						

Printed on a Xerox 9700 Laser Printing System at the Computing Services Center / Texas A&M University

Form: URGB01 (02/05/85)

CC	Account	Transaction Description	--- Offset --- CC	Account	Amount	-------- Actual Entry --------- ---- From ----- CC	Account	----- To ------ CC	Account	Feed	Mand
25	209007-20300	STUDENT AFFAIRS ADMIN									
		STUDENT AFFAIRS ADMIN	25	020900	248,188.00	25	020900	25	209007-20300	N	
		** Increase in SL Allocation **			248,188.00						
25	209007-20301	STUDENT ACTIVITIES									
		STUDENT ACTIVITES	25	020900	424,412.00	25	020900	25	209007-20301	N	
		** Increase in SL Allocation **			424,412.00						
25	209007-20302	CAREER SERVICES									
		CAREER SERVICES	25	020900	220,554.00	25	020900	25	209007-20302	N	
		** Increase in SL Allocation **			220,554.00						
25	209007-20303	COUNSELING									
		COUNSELING SERVICES	25	020900	418,824.00	25	020900	25	209007-20303	N	
		** Increase in SL Allocation **			418,824.00						
25	209007-20304	DISABILITY SUPPORT SERVICES									
		DISABILITY SUPPORT SERVICES	25	020900	478,530.00	25	020900	25	209007-20304	N	
		** Increase in SL Allocation **			478,530.00						
25	209007-20305	GRADUATION									
		GRADUATION	25	020900	35,377.00	25	020900	25	209007-20305	N	
		** Increase in SL Allocation **			35,377.00						
25	209007-20306	STUDENT ENGAGEMENT									
		STUDENT ENGAGEMENT & SUCCESS	25	020900	166,163.00	25	020900	25	209007-20306	N	
		** Increase in SL Allocation **			166,163.00						
25	209007-20307	STUDENT GOVERNMENT									
		STUDENT GOVERNMENT	25	020900	39,897.00	25	020900	25	209007-20307	N	
		** Increase in SL Allocation **			39,897.00						
25	209007-20308	CAMPUS ACTIVITY BOARD									
		CAMPUS ACTIVITY BOARD	25	020900	66,350.00	25	020900	25	209007-20308	N	
		** Increase in SL Allocation **			66,350.00						
25	209007-20309	STUDENT MEDIA									
		STUDENT MEDIA	25	020900	50,964.00	25	020900	25	209007-20309	N	
		** Increase in SL Allocation **			50,964.00						
25	209007-20310	STUDENT ACADEMIC SUCCESS CENTER									
		STUDENT ACADEMIC SUCCESS CNTR	25	020900	196,124.00	25	020900	25	209007-20310	N	
		** Increase in SL Allocation **			196,124.00						
25	209007-20311	VA CERTIFICATION									
		VA CERTIFICATION	25	020900	120,694.00	25	020900	25	209007-20311	N	
		** Increase in SL Allocation **			120,694.00						

Printed on a Xerox 9700 Laser Printing System at the Computing Services Center / Texas A&M University

Form: URGB01 (02/05/85)

CC	Account	Transaction Description	--- Offset --- CC	Account	Amount	-------- Actual Entry --------- ---- From ----- CC	Account	----- To ------ CC	Account	Feed	Mand
25	209007-20312	TUTORING SERVICES									
		TUTORING SERVICES	25	020900	187,426.00	25	020900	25	209007-20312	N	
		** Increase in SL Allocation **			187,426.00						
25	209007-20313	WELCOME CENTER									
		WELCOME CENTER	25	020900	179,017.00	25	020900	25	209007-20313	N	
		** Increase in SL Allocation **			179,017.00						
25	209007-20314	RECRUITMENT PUBLICATIONS									
		CALL CENTER	25	020900	193,905.00	25	020900	25	209007-20314	N	
		** Increase in SL Allocation **			193,905.00						
25	209007-20315	OUTREACH & RECRUITMENT									
		OUTREACH & RECRUITMENT	25	020900	1,058,480.00	25	020900	25	209007-20315	N	
		** Increase in SL Allocation **			1,058,480.00						
25	209007-20316	INTERNATIONAL AFFAIRS									
		INTERNATIONAL AFFAIRS	25	020900	187,566.00	25	020900	25	209007-20316	N	
		** Increase in SL Allocation **			187,566.00						
25	209007-20317	TESTING CENTER									
		TESTING CENTER	25	020900	200,099.00	25	020900	25	209007-20317	N	
		** Increase in SL Allocation **			200,099.00						
25	209007-20318	STUDENT RIGHTS & RESPONSIBILITIE									
		STUDENT RIGHTS & RESPONSIBILIT	25	020900	111,834.00	25	020900	25	209007-20318	N	
		** Increase in SL Allocation **			111,834.00						
25	209007-20319	ENROLLMENT MANAGEMENT									
		ENROLLMENT MANAGEMENT	25	020900	323,816.00	25	020900	25	209007-20319	N	
		** Increase in SL Allocation **			323,816.00						
25	209007-20320	STUDENT FINANCIAL AID									
		STUDENT FINANCIAL AID	25	020900	188,350.00	25	020900	25	209007-20320	N	
		** Increase in SL Allocation **			188,350.00						
25	209007-20321	MAYS CTR FOR EXPERIENTIAL LEARNI									
		MAYS CENTER FOR EXPER LEARNING	25	020900	187,300.00	25	020900	25	209007-20321	N	
		** Increase in SL Allocation **			187,300.00						
25	209007-20322	STUDENT SUCCESS									
		STUDENT SUCCESS	25	020900	416,448.00	25	020900	25	209007-20322	N	
		** Increase in SL Allocation **			416,448.00						
25	209007-20323	FIRST YEAR EXPERIENCE: GENERAL									
		First year Experience: General	25	020900	639,692.00	25	020900	25	209007-20323	N	
		** Increase in SL Allocation **			639,692.00						

Printed on a Xerox 9700 Laser Printing System at the Computing Services Center / Texas A&M University

Form: URGB01 (02/05/85)

CC	Account	Transaction Description	--- Offset --- CC	Account	Amount	-------- Actual Entry --------- ---- From ----- CC	Account	----- To ------ CC	Account	Feed	Mand
25	209007-20324	FIRST YEAR EXPERIENCE: ORIENTATI									
		First year Experience: Orientati	25	020900	27,498.00	25	020900	25	209007-20324	N	
		** Increase in SL Allocation **			27,498.00						
25	209007-20325	EARLY COLLEGE CREDIT (GTFS INST)									
		EARLY COLLEGE CREDIT (GTFS IN)	25	020900	63,042.00	25	020900	25	209007-20325	N	
		** Increase in SL Allocation **			63,042.00						
25	209007-20330	STUDENT AFFAIRS - UNALLOCATED									
		STUDENT AFFAIRS - UNALLOCATED	25	020900	282,089.00	25	020900	25	209007-20330	N	
		** Increase in SL Allocation **			282,089.00						
25	209008-20101	LIBRARY-NON-FACULTY SALARIES									
		LIBRARY NON-FACULTY SALARIES	25	020900	899,737.00	25	020900	25	209008-20101	N	
		** Increase in SL Allocation **			899,737.00						
25	209008-20102	LIBRARY-ONE-TIME INFORMATION RES									
		LIBRARY-ONE-TIME INFORMATION R	25	020900	627,358.00	25	020900	25	209008-20102	N	
		** Increase in SL Allocation **			627,358.00						
25	209008-20103	LIBRARY-ONGOING INFORMATION RES									
		LIBRARY-ONGOING INFORMATION RE	25	020900	558,538.00	25	020900	25	209008-20103	N	
		** Increase in SL Allocation **			558,538.00						
25	209008-20104	LIBRARY-MAINT. & OPERATIONS									
		LIBRARY-MAINT & OPERATIONS	25	020900	94,000.00	25	020900	25	209008-20104	N	
		** Increase in SL Allocation **			94,000.00						
25	209008-20105	LIBRARY-OTHER INFORMATION RESOUR									
		LIBRARY-Other Information Resour	25	020900	7,000.00	25	020900	25	209008-20105	N	
		** Increase in SL Allocation **			7,000.00						
25	209008-20106	LIBRARY-PRESERVATION SERVICES									
		LIBRARY-Preservation Services	25	020900	5,000.00	25	020900	25	209008-20106	N	
		** Increase in SL Allocation **			5,000.00						
25	209008-20107	LIBRARY-ASC-M&O									
		LIBRARY-ASC-M&O	25	020900	29,900.00	25	020900	25	209008-20107	N	
		** Increase in SL Allocation **			29,900.00						
25	209009-20100	CF-COLLEGE OF BUSINESS									
		CF-COLLEGE OF BUSINESS	25	020900	10,000.00	25	020900	25	209009-20100	N	
		** Increase in SL Allocation **			10,000.00						
25	209009-20102	CF-COLLEGE OF BUSINESS-MGMK									
		CF-COLLEGE OF BUSINESS-MGMK	25	020900	10,000.00	25	020900	25	209009-20102	N	
		** Increase in SL Allocation **			10,000.00						

Printed on a Xerox 9700 Laser Printing System at the Computing Services Center / Texas A&M University

Form: URGB01 (02/05/85)

CC	Account	Transaction Description	--- Offset --- CC	Account	Amount	-------- Actual Entry --------- ---- From ----- CC	Account	----- To ------ CC	Account	Feed	Mand
25	209009-20200	CF-COLLEGE OF A&S									
		CF-COLLEGE OF A&S-BIOLOGY & CH	25	020900	43,846.00	25	020900	25	209009-20200	N	
		** Increase in SL Allocation **			43,846.00						
25	209009-20300	CF-COLLEGE OF EDUC									
		CF-COLLEGE OF EDUCATION-EPCC	25	020900	60,000.00	25	020900	25	209009-20300	N	
		** Increase in SL Allocation **			60,000.00						
25	209009-20304	CF-COLLEGE OF EDUC-C&I									
		CF-COLLEGE OF EDUC-C&I	25	020900	8,810.00	25	020900	25	209009-20304	N	
		** Increase in SL Allocation **			8,810.00						
25	209014	ACADEMIC ADVISING - UNDERGRADUAT									
		ACADEMIC ADVISING-UNDERGRADUAT	25	020900	843,005.00	25	020900	25	209014	N	
		** Increase in SL Allocation **			843,005.00						
25	209099-00000	UNIVERSITY SERVICES FEE - UNAPP.									
		ESTIMATED EXPENDITURES PER 664	25	020900	133,097.00-	25	209099-00000	25	020900	Y	
		** Decrease in SL Allocation **			133,097.00-						
25	209099-20010	USF UNAPPROPRIATED - INSTRUCTION									
		USF UNAPPROPRIATED - INSTRUCT	25	020900	298,148.00	25	020900	25	209099-20010	N	
		** Increase in SL Allocation **			298,148.00						
25	209099-20030	USF UNAPPROPRIATED-STUDENT SERVI									
		USF UNAPPROPRIATED - STUD SRVC	25	020900	1,097,149.00	25	020900	25	209099-20030	N	
		** Increase in SL Allocation **			1,097,149.00						
25	209099-20035	USF UNAPPROPRIATED-INST SUPPORT									
		USF UNAPPROPRIATED - INST SUPT	25	020900	298,148.00	25	020900	25	209099-20035	N	
		** Increase in SL Allocation **			298,148.00						
25	209099-20040	USF UNAPPROPRIATED- O&M PLANT									
		USF UNAPPROPRIATED - O&M PLANT	25	020900	298,148.00	25	020900	25	209099-20040	N	
		** Increase in SL Allocation **			298,148.00						
25	210100	TPEG - RESIDENT GRANTS									
		TPEG - RESIDENT GRANTS	25	021010	931,250.00	25	021010	25	210100	N	
		** Increase in SL Allocation **			931,250.00						
25	210110	TPEG - NON RESIDENT GRANTS									
		TPEG - NONRESIDENT GRANTS	25	021010	14,702.00	25	021010	25	210110	N	
		** Increase in SL Allocation **			14,702.00						
25	215700	ORIENTATION FEE									
		X-FER TO COPY MACHINES	25	021570	166,883.00-	25	215700	25	027020	N	
		** Decrease in SL Allocation **			166,883.00-						

Printed on a Xerox 9700 Laser Printing System at the Computing Services Center / Texas A&M University

Form: URGB01 (02/05/85)

CC	Account	Transaction Description	--- Offset --- CC	Account	Amount	-------- Actual Entry --------- ---- From ----- CC	Account	----- To ------ CC	Account	Feed	Mand
25	218011	BUDGET OFFICE									
		BUDGET OFFICE	25	021800	147,603.00	25	021800	25	218011	N	
		** Increase in SL Allocation **			147,603.00						
25	218020-20001	OFFICE OF THE PRESIDENT-MAIN OPE									
		OFFICE OF THE PRESIDENT	25	021800	1,023,765.00	25	021800	25	218020-20001	N	
		** Increase in SL Allocation **			1,023,765.00						
25	218021	PRESIDENTIAL CONTINGENCY FUND									
		PRESIDENTAL CONTENGENCY FUND	25	021800	200,000.00	25	021800	25	218021	N	
		** Increase in SL Allocation **			200,000.00						
25	218025	BUSINESS AFFAIRS									
		BUSINESS AFFAIRS	25	021800	61,968.00	25	021800	25	218025	N	
		** Increase in SL Allocation **			61,968.00						
25	218027-20010	SYSTEM ASSESSMENT - INSTRUCTION									
		SYSTEM ASSESSMENT-INSTRUCTION	25	021800	196,193.00	25	021800	25	218027-20010	N	
		** Increase in SL Allocation **			196,193.00						
25	218027-20020	SYSTEM ASSESSMENT - PUBLIC SERVI									
		SYSTEM ASSESSMENT - Public Servi	25	021800	4,103.00	25	021800	25	218027-20020	N	
		** Increase in SL Allocation **			4,103.00						
25	218027-20025	SYSTEM ASSESSMENT - ACADEMIC SUP									
		SYSTEM ASSESSMENT-ACADEMIC SUP	25	021800	64,342.00	25	021800	25	218027-20025	N	
		** Increase in SL Allocation **			64,342.00						
25	218027-20030	SYSTEM ASSESSMENT - STUDENT SERV									
		SYSTEM ASSESSMENT-STUDENT SRVC	25	021800	124,516.00	25	021800	25	218027-20030	N	
		** Increase in SL Allocation **			124,516.00						
25	218027-20035	SYSTEM ASSESSMENT - INSTITUTIONA									
		SYSTEM ASSESSMENT-INST SUPPT	25	021800	82,829.00	25	021800	25	218027-20035	N	
		** Increase in SL Allocation **			82,829.00						
25	218027-20040	SYSTEM ASSESSMENT - O&M OF PLANT									
		SYSTEM ASSESSMENT-O&M PLANT	25	021800	51,619.00	25	021800	25	218027-20040	N	
		** Increase in SL Allocation **			51,619.00						
25	218030	PROVOST/ACADEMIC AFFAIRS									
		PROVOST/ACADEMIC AFFAIRS	25	021800	621,766.00	25	021800	25	218030	N	
		** Increase in SL Allocation **			621,766.00						
25	218031	FACULTY DEVELOPMENT/TRAVEL									
		FACULTY DEVELOPMENT/TRAVEL RSV	25	021800	205,200.00	25	021800	25	218031	N	
		** Increase in SL Allocation **			205,200.00						

Printed on a Xerox 9700 Laser Printing System at the Computing Services Center / Texas A&M University

Form: URGB01 (02/05/85)

CC	Account	Transaction Description	Offset CC	Offset Account	Amount	Actual Entry From CC	Actual Entry From Account	Actual Entry To CC	Actual Entry To Account	Feed	Mand
25	218037	GRADUATE STUDIES & SPONSORED PRG									
		GRADUATE STUDIES	25	021800	38,689.00	25	021800	25	218037	N	
		** Increase in SL Allocation **			38,689.00						
25	218043-00000	STUDENT SUCCESS									
		STUDENT SUCCESS	25	021800	6,384.00	25	021800	25	218043-00000	N	
		** Increase in SL Allocation **			6,384.00						
25	218046	STUDENT FINANCIAL AID									
		STUDENT FINANCIAL AID	25	021800	1,772.00	25	021800	25	218046	N	
		** Increase in SL Allocation **			1,772.00						
25	218048	MILITARY COMMUNITY DEVELOPMENT									
		MILITARY COMMUNITY DEVELOPMENT	25	021800	77,000.00	25	021800	25	218048	N	
		** Increase in SL Allocation **			77,000.00						
25	218049	TITLE IX OPERATIONS									
		TITLE IX OPERATIONS	25	021800	15,000.00	25	021800	25	218049	N	
		** Increase in SL Allocation **			15,000.00						
25	218050	UNIV. COMMUNICATIONS & MARKETING									
		UNIVERSITY COMMUNICATIONS	25	021800	933,248.00	25	021800	25	218050	N	
		** Increase in SL Allocation **			933,248.00						
25	218052	UNIVERSITY ADVANCEMENT									
		UNIVERSITY ADVANCEMENT	25	021800	923,212.00	25	021800	25	218052	N	
		** Increase in SL Allocation **			923,212.00						
25	218053	INSTITUTIONAL RESEARCH									
		INSTITUTIONAL RESEARCH	25	021800	130,229.00	25	021800	25	218053	N	
		** Increase in SL Allocation **			130,229.00						
25	218054-20000	ALUMNI AFFAIRS-SALARIES									
		ADMISSIONS	25	021800	98,402.00	25	021800	25	218054-20000	N	
		** Increase in SL Allocation **			98,402.00						
25	218055	ADMISSIONS									
		ADMISSIONS	25	021800	11,256.00	25	021800	25	218055	N	
		** Increase in SL Allocation **			11,256.00						
25	218090	UNIVISION PRACTICUM PROGRAM									
		Univision Practicum Program	25	021800	67,032.00	25	021800	25	218090	N	
		** Increase in SL Allocation **			67,032.00						
25	218100-00000	COLLEGE OF ARTS & SCIENCES									
		COLLEGE OF ARTS AND SCIENCES	25	021800	128,157.00	25	021800	25	218100-00000	N	
		** Increase in SL Allocation **			128,157.00						

Printed on a Xerox 9700 Laser Printing System at the Computing Services Center / Texas A&M University

Form: URGB01 (02/05/85)

CC	Account	Transaction Description	--- Offset --- CC	Account	Amount	-------- Actual Entry --------- ---- From ----- CC	Account	----- To ------ CC	Account	Feed	Mand
25	218101-00000	SCIENCE & MATH									
		BIOLOGY, MATH & CHEMISTRY	25	021800	49,960.00	25	021800	25	218101-00000	N	
		** Increase in SL Allocation **			49,960.00						
25	218101-20000	BIOLOGY									
		Biology	25	021800	60,520.00	25	021800	25	218101-20000	N	
		** Increase in SL Allocation **			60,520.00						
25	218101-20002	CHEMISTRY									
		Chemistry	25	021800	32,000.00	25	021800	25	218101-20002	N	
		** Increase in SL Allocation **			32,000.00						
25	218101-20003	EARTH SCIENCE									
		Earth Science	25	021800	4,000.00	25	021800	25	218101-20003	N	
		** Increase in SL Allocation **			4,000.00						
25	218101-20004	GEOGRAPHY - DO NOT USE									
		Geography - do not use	25	021800	4,000.00	25	021800	25	218101-20004	N	
		** Increase in SL Allocation **			4,000.00						
25	218101-20005	PHYSICS									
		Physics	25	021800	4,000.00	25	021800	25	218101-20005	N	
		** Increase in SL Allocation **			4,000.00						
25	218102-20000	COMMUNICATIONS - OPERATING									
		Communications-Operating	25	021800	20,520.00	25	021800	25	218102-20000	N	
		** Increase in SL Allocation **			20,520.00						
25	218102-22000	COMMUNICATIONS - MAGAZINE									
		COMMUNICATIONS	25	021800	30,030.00	25	021800	25	218102-22000	N	
		** Increase in SL Allocation **			30,030.00						
25	218103-00000	LANGUAGE & LITERATURE									
		LANGUAGE & LITERATURE	25	021800	33,866.00	25	021800	25	218103-00000	N	
		** Increase in SL Allocation **			33,866.00						
25	218104	HISTORY									
		HISTORY	25	021800	1,800.00	25	021800	25	218104	N	
		** Increase in SL Allocation **			1,800.00						
25	218105	POLITICAL SCIENCE									
		POLITICAL SCIENCE	25	021800	800.00	25	021800	25	218105	N	
		** Increase in SL Allocation **			800.00						
25	218106-00000	SOCIOLOGY & CRIMINOLOGY									
		SOCIOLOGY & CRIMINOLOGY	25	021800	11,465.00	25	021800	25	218106-00000	N	
		** Increase in SL Allocation **			11,465.00						

Printed on a Xerox 9700 Laser Printing System at the Computing Services Center / Texas A&M University

Form: URGB01 (02/05/85)

CC	Account	Transaction Description	--- Offset --- CC	Account	Amount	-------- Actual Entry --------- ---- From ----- CC	Account	----- To ------ CC	Account	Feed	Mand
25	218107	PSYCHOLOGY									
		PSYCHOLOGY	25	021800	13,919.00	25	021800	25	218107	N	
		** Increase in SL Allocation **			13,919.00						
25	218108	WRITING CENTER & WAC									
		Writing Center & WAC	25	021800	233,637.00	25	021800	25	218108	N	
		** Increase in SL Allocation **			233,637.00						
25	218109-20000	A&S FAC DEVEL/TRAVEL-DEAN									
		A & S FAC Devel/Travel Dean	25	021800	60,000.00	25	021800	25	218109-20000	N	
		** Increase in SL Allocation **			60,000.00						
25	218109-20002	A&S FAC DEVEL/TRAVEL-SOCIAL SCIE									
		A & S FAC Devel/Travel-Social Sc	25	021800	28,800.00	25	021800	25	218109-20002	N	
		** Increase in SL Allocation **			28,800.00						
25	218110-00000	COLLEGE OF BUSINESS									
		COLLEGE OF BUSINESS	25	021800	168,514.00	25	021800	25	218110-00000	N	
		** Increase in SL Allocation **			168,514.00						
25	218111	ACCOUNTING, ECONOMICS & FINANCE									
		ACCOUNTING & CIS	25	021800	2,400.00	25	021800	25	218111	N	
		** Increase in SL Allocation **			2,400.00						
25	218112	CIS & CS									
		ECONOMICS & FINANCE	25	021800	6,800.00	25	021800	25	218112	N	
		** Increase in SL Allocation **			6,800.00						
25	218113	INTERNATIONAL PROGRAMS									
		INTERNATIONAL PROGRAMS	25	021800	19,340.00	25	021800	25	218113	N	
		** Increase in SL Allocation **			19,340.00						
25	218114	MARKETING & MANAGEMENT									
		MARKETING & MANAGEMENT	25	021800	3,600.00	25	021800	25	218114	N	
		** Increase in SL Allocation **			3,600.00						
25	218119-20000	BUS-FAC DEVEL/TRAVEL-DEAN									
		Bus-Fac Devel/Travel-Dean	25	021800	12,000.00	25	021800	25	218119-20000	N	
		** Increase in SL Allocation **			12,000.00						
25	218120-00000	COLLEGE OF ED & HUMAN DEVELOPMEN									
		COLLEGE OF ED & HUMAN DEVELOPM	25	021800	155,932.00	25	021800	25	218120-00000	N	
		** Increase in SL Allocation **			155,932.00						
25	218120-20300	ED & HUMAN DEV - RESEARCH ACTIVI									
		Ed & Human Dev - Research Activi	25	021800	36,901.00	25	021800	25	218120-20300	N	
		** Increase in SL Allocation **			36,901.00						

Printed on a Xerox 9700 Laser Printing System at the Computing Services Center / Texas A&M University

Form: URGB01 (02/05/85)

CC	Account	Transaction Description	--- Offset --- CC	Account	Amount	-------- Actual Entry --------- ---- From ----- CC	Account	----- To ------ CC	Account	Feed	Mand
25	218121	BILINGUAL EDUCATION									
		BILINGUAL EDUCATION	25	021800	1,000.00	25	021800	25	218121	N	
		** Increase in SL Allocation **			1,000.00						
25	218122-20000	EDUCATOR & LEADERSHIP PREP									
		EDUCATOR & LEADERSHIP PREP	25	021800	30,154.00	25	021800	25	218122-20000	N	
		** Increase in SL Allocation **			30,154.00						
25	218123	EDUC PRGM-CURRICULUM & INSTRUCTI									
		Educ Prgm-Curriculum & Instructi	25	021800	18,690.00	25	021800	25	218123	N	
		** Increase in SL Allocation **			18,690.00						
25	218124	HEALTH & KINESIOLOGY									
		HEALTH & KINESIOLOGY	25	021800	800.00	25	021800	25	218124	N	
		** Increase in SL Allocation **			800.00						
25	218125-00000	COUNSELING, HEALTH & KINESIOLOGY									
		COUNSELING, HEALTH & KINESIOLO	25	021800	55,954.00	25	021800	25	218125-00000	N	
		** Increase in SL Allocation **			55,954.00						
25	218126	EDUCATOR PREPARATION PROGRAM									
		EDUCATOR PREPARATION PROGRAM	25	021800	10,636.00	25	021800	25	218126	N	
		** Increase in SL Allocation **			10,636.00						
25	218129-20003	EDUC FAC D&T-CURRICULUM & INSTRU									
		Educ Fac D&T-Curriculum&Instruct	25	021800	12,800.00	25	021800	25	218129-20003	N	
		** Increase in SL Allocation **			12,800.00						
25	218130	CENTER FOR INFORMATION TECHNOLOG									
		CENTER FOR INFORMATION TECHNOL	25	021800	7,830.00	25	021800	25	218130	N	
		** Increase in SL Allocation **			7,830.00						
25	218225	UTILITIES									
		UTILITIES	25	021800	1,018,452.00	25	021800	25	218225	N	
		** Increase in SL Allocation **			1,018,452.00						
25	218230	FACILITIES OPERATING									
		FACILITIES OPERATING	25	021800	2,682,816.00	25	021800	25	218230	N	
		** Increase in SL Allocation **			2,682,816.00						
25	218231	RES-PLANT REPAIR & MAINTENANCE									
		RES-Plant Repair & Maintenance	25	021800	836,643.00	25	021800	25	218231	N	
		** Increase in SL Allocation **			836,643.00						
25	218236	CAMPUS MAIL AND RECEIVING									
		CAMPUS MAIL AND RECEIVING	25	021800	134,481.00	25	021800	25	218236	N	
		** Increase in SL Allocation **			134,481.00						

Printed on a Xerox 9700 Laser Printing System at the Computing Services Center / Texas A&M University

Form: URGB01 (02/05/85)

CC	Account	Transaction Description	--- Offset --- CC	Account	Amount	-------- Actual Entry --------- ---- From ----- CC	Account	----- To ------ CC	Account	Feed	Mand
25	218240	ACCOUNTING SERVICES									
		ACCOUNTING SERVICES	25	021800	92,642.00	25	021800	25	218240	N	
		** Increase in SL Allocation **			92,642.00						
25	218241	FINANCIAL SERVICES									
		FINANCIAL SERVICES	25	021800	7,000.00	25	021800	25	218241	N	
		** Increase in SL Allocation **			7,000.00						
25	218245-00000	HUMAN RESOURCES									
		HUMAN RESOURCES	25	021800	114,327.00	25	021800	25	218245-00000	N	
		** Increase in SL Allocation **			114,327.00						
25	218245-20000	HR - PROFESSIONAL DEVELOPMENT									
		HR-Professional Development	25	021800	10,000.00	25	021800	25	218245-20000	N	
		** Increase in SL Allocation **			10,000.00						
25	218245-21000	HR - BACKGROUND CHECKS									
		HR-Background Checks	25	021800	10,500.00	25	021800	25	218245-21000	N	
		** Increase in SL Allocation **			10,500.00						
25	218252	NEW HIRE EQUIPMENT									
		NEW HIRE EQUIPMENT	25	021800	30,000.00	25	021800	25	218252	N	
		** Increase in SL Allocation **			30,000.00						
25	218253	COMPUTER REFRESH PROGRAM									
		COMPUTER REFRESH PROGRAM	25	021800	302,000.00	25	021800	25	218253	N	
		** Increase in SL Allocation **			302,000.00						
25	218255	PAYROLL									
		PAYROLL SERVICES	25	021800	30,247.00	25	021800	25	218255	N	
		** Increase in SL Allocation **			30,247.00						
25	218260	PROCUREMENT									
		PROCURMENT	25	021800	27,346.00	25	021800	25	218260	N	
		** Increase in SL Allocation **			27,346.00						
25	218270	STUDENT BUSINESS SERVICES									
		STUDENT BUSINESS SERIVCES	25	021800	109,305.00	25	021800	25	218270	N	
		** Increase in SL Allocation **			109,305.00						
25	218277	COMPLIANCE									
		COMPLIANCE	25	021800	245,416.00	25	021800	25	218277	N	
		** Increase in SL Allocation **			245,416.00						
25	218279	COPY/PRINT SERVICES									
		AUXILIARY COPY	25	021800	73,457.00	25	021800	25	218279	N	
		** Increase in SL Allocation **			73,457.00						

Printed on a Xerox 9700 Laser Printing System at the Computing Services Center / Texas A&M University

Form: URGB01 (02/05/85)

CC	Account	Transaction Description	Offset CC	Offset Account	Amount	Actual Entry From CC	Actual Entry From Account	Actual Entry To CC	Actual Entry To Account	Feed	Mand
25	218280	PRESIDIO GALLERY									
		CENTRO DE ARTES PROGRAMMING	25	021800	200,000.00	25	021800	25	218280	N	
		** Increase in SL Allocation **			200,000.00						
25	218410	DESIG TUITION SET ASIDE-UGRAD									
		DESIG TUITION SET ASIDE-UGRAD	25	021840	793,574.00	25	021840	25	218410	N	
		** Increase in SL Allocation **			793,574.00						
25	218412	DESIGNATED TUITION SET ASIDE - G									
		DESIG TUITION SET ASIDE-GRAD	25	021840	119,521.00	25	021840	25	218412	N	
		** Increase in SL Allocation **			119,521.00						
25	218500	INSTITUTIONAL STUDENT AID									
		DESIGNATED TUITION BE ON TIME	25	021850	48,058.00	25	021850	25	218500	N	
		** Increase in SL Allocation **			48,058.00						
25	218600-20001	MSI-I									
		MSI-TEACHING & LEARNING	25	021800	57,600.00	25	021800	25	218600-20001	N	
		** Increase in SL Allocation **			57,600.00						
25	218700	ACADEMIC RESEARCH INITATIVES									
		ACADEMIC RESEARCH INITATIVES	25	021800	200,000.00	25	021800	25	218700	N	
		** Increase in SL Allocation **			200,000.00						
25	218908-20100	RES-SALARY PLAN/MERIT-INSTRUCTIO									
		RES-SALARY PLAN/MERIT INSTRUCT	25	021800	50,000.00	25	021800	25	218908-20100	N	
		** Increase in SL Allocation **			50,000.00						
25	220202	CAREER CLOTHES CLOSET									
		CAREER CLOTHES CLOSET	25	022200	5,000.00	25	022200	25	220202	N	
		** Increase in SL Allocation **			5,000.00						
25	223100-00000	DESIGNATED RESERVE									
		ESTIMATED EXPENDITURES PER 664	25	022300	1,804,554.00-	25	223100-00000	25	022300	Y	
		** Decrease in SL Allocation **			1,804,554.00-						
25	223100-20010	DESIGNATED RESERVES - INSTRUCTIO									
		DESIGNATED RESERVE - INS	25	022300	100,000.00	25	022300	25	223100-20010	N	
		** Increase in SL Allocation **			100,000.00						
25	223801-00000	ONE-TIME EXPENSES - BA									
		ONE-TIME EXPENSES - BA	25	022300	459,365.00	25	022300	25	223801-00000	N	
		** Increase in SL Allocation **			459,365.00						
25	223801-20040	ONE-TIME EXPENSES BA-O&M PLANT									
		ONE-TIME EXPENSES - BA OMP	25	022300	519,000.00	25	022300	25	223801-20040	N	
		** Increase in SL Allocation **			519,000.00						

Printed on a Xerox 9700 Laser Printing System at the Computing Services Center / Texas A&M University

Form: URGB01 (02/05/85)

CC	Account	Transaction Description	--- Offset --- CC	Account	Amount	-------- Actual Entry --------- ---- From ----- CC	Account	----- To ------ CC	Account	Feed	Mand
25	223802	ONE-TIME EXPENSES - SA									
		ONE-TIME EXPENSES - SA	25	022300	804,068.00	25	022300	25	223802	N	
		** Increase in SL Allocation **			804,068.00						
25	223804	ONE-TIME EXPENSES - PRES OFFICE									
		ONE-TINE EXPENSES - OPP	25	022300	337,247.00	25	022300	25	223804	N	
		** Increase in SL Allocation **			337,247.00						
25	223805-00000	ONE-TIME EXPENSES - AA									
		ONE-TIME EXPENSES - AA	25	022300	227,056.00	25	022300	25	223805-00000	N	
		** Increase in SL Allocation **			227,056.00						
25	270200	AUXILIARY SUPPORT SERVICES									
		COPY MACHINES	25	027020	278,940.00	25	027020	25	270200	N	
		** Increase in SL Allocation **			278,940.00						
25	300001	PARKING FEES									
		PARKING FEES	25	030000	268,740.00-	25	300001	25	030000	N	
		** Decrease in SL Allocation **			268,740.00-						
25	300100	PARKING FINES									
		ESTIMATED EXPENDITURES PER 664	25	030000	13,260.00-	25	300100	25	030000	N	
		** Decrease in SL Allocation **			13,260.00-						
25	431908-00000	GTFS PROGRAM									
		GTFS-SALARY	25	043000	30,003.00-	25	431908-00000	25	431908-20001	N	
		** Decrease in SL Allocation **			30,003.00-						
25	431908-20001	GTFS - SALARY									
		GTFS-SALARY	25	043000	30,003.00	25	431908-00000	25	431908-20001	N	
		** Increase in SL Allocation **			30,003.00						

Printed on a Xerox 9700 Laser Printing System at the Computing Services Center / Texas A&M University

Form: URGB01 (02/05/85)

CC	Account	Transaction Description	--- Offset --- CC	Account	Amount	-------- Actual Entry --------- ---- From ----- CC	Account	----- To ------ CC	Account	Feed	Mand

Form: URGB01 (02/05/85)

Account	Name	Section	Page
100001-	LEG. APPROP - STATE BASIC AID	2	1
100005-	LEG. APPROPRIATION - OASI	2	1
100006-	FUND 0001 GIP	2	1
100010-	SPECIAL ITEM FUNDING - SCSA	2	1
100015-	TUITON REVENUE BONDS	2	1
100025-	FUND 0001 RETIREMENT - TRS	2	1
100030-	FUND 0001 RETIREMENT - ORP	2	1
100035-	FUND 0001 UNEMPLOYMENT COMP. INS.	2	1
100060-	THECB - COLLEGE WORKSTUDY - REVENUE	2	1
100066-	THECB - EDUCATIONAL AID PROGRAM	2	1
100100-11001	TUITION - RESIDENT - FALL	2	2
100100-11002	TUITION - NON RESIDENT - FALL	2	2
100100-12001	TUITION - RESIDENT - SPRING	2	2
100100-12002	TUITION - NON RESIDENT - SPRING	2	2
100100-13001	TUITION - RESIDENT - SUMMER	2	2
100100-13002	TUITION - NON RES. - SUMMER	2	2
100300-11001	TUI SET ASIDE-GRANTS-R-FALL	2	2
100300-11002	TUI SET ASIDE-GRANTS-NR-FALL	2	2
100300-12001	TUI SET ASIDE-GRANTS-R-SPRING	2	2
100300-12002	TUI SET ASIDE-GRANTS-NR-SPRING	2	3
100300-13001	TUI SET ASIDE-GRANTS-R-SUM.	2	3
100300-13002	TUI SET ASIDE-GRANTS-NR-SUM	2	3
100400-11001	TUI SET ASIDES-LOANS-R-FALL	2	3
100400-11002	TUI SET ASIDE-LOANS-NR-FALL	2	3
100400-12001	TUI SET ASIDE-LOANS-R-SPRING	2	3
100400-12002	TUI SET ASIDE-LOANS-NR-SPRING	2	3
100400-13001	TUI SET ASIDE-LOANS-R-SUM	2	3
100400-13002	TUI SET ASIDE-LOANS-NR-SUM	2	3
100500-11001	GRADUATE TUITION-R-FALL	2	3
100500-11002	GRADUATE TUITION-NR-FALL	2	4
100500-12001	GRADUATE TUITION-R-SPRING	2	4
100500-12002	GRADUATE TUITION-NR-SPRING	2	4
100500-13001	GRADUATE TUITION-R-SUM	2	4
100800-	LAB FEES	2	4
100810-	INTEREST-STATE TREAS. DEPOSITS	2	4
120000-00000	OFFICE OF THE PRESIDENT	2	4
120005-00000	UNIVERSITY EVENTS	2	4
120010-00000	BUSINESS AFFAIRS	2	4
120034-00000	STUDENT AFFAIRS	2	4
120040-00000	PROVOST/ACADEMIC AFFAIRS	2	5
120040-29000	GR-D FUNDS	2	5
120045-29000	GR-D FUNDS	2	5
120048-00000	FINANCIAL AID	2	5
120048-29000	GR-D FUNDS	2	5
120050-00000	MILITARY COMMUNITY DEVELOPMENT	2	5
120065-	THECB - COLLEGE WORKSTUDY - EXPENSE	2	5
120066-	EDUCATIONAL AIDE PROGRAM_- EXP	2	5
120100-00000	INFORMATION TECHNOLOGY-INST SUPPORT	2	5
120100-29000	GR-D FUNDS	2	6
120101-29000	GR-D FUNDS	2	6
120102-29000	GR-D FUNDS	2	6

Printed on a Xerox 9700 Laser Printing System at the Computing Services Center / Texas A&M University

Form: URGB01 (02/05/85)

Account	Name	Section	Page
120120-00000	INSTITUTIONAL RESEARCH	2	6
121053-	LONGEVITY-STUDENT SERVICE	2	6
121063-	LONGEVITY-INSTITUTIONAL SUPPORT	2	6
121108-00000	ACCOUNTING SERVICES	2	6
121109-	FINANCIAL SERVICES	2	6
121110-00000	HUMAN RESOURCES	2	6
121110-29000	GR-D FUNDS	2	6
121116-00000	PAYROLL SERVICES	2	7
121118-00000	PROCUREMENT SERVICES	2	7
121122-00000	STUDENT BUSINESS SERVICES	2	7
121122-29000	GR-D FUNDS	2	7
130000-29000	GR-D FUNDS	2	7
130001-29000	GR-D FUNDS	2	7
130002-29000	GR-D FUNDS	2	7
130003-00000	COUNSELING	2	7
130003-29000	GR-D FUNDS	2	7
130005-00000	HEALTH & KINESIOLOGY	2	7
130005-29000	GR-D FUNDS	2	8
130101-00000	CENTER FOR INFO TECH & CIS	2	8
130101-29000	GR-D FUNDS	2	8
130102-00000	ACCOUNTING	2	8
130102-29000	GR-D FUNDS	2	8
130103-00000	ECONOMICS & FINANCE	2	8
130103-29000	GR-D FUNDS	2	8
130105-00000	MARKETING & MANAGEMENT	2	8
130105-29000	GR-D FUNDS	2	8
130301-00000	BIOLOGY, MATH & CHEMISTRY	2	9
130301-29000	GR-D FUNDS	2	9
130302-00000	COMMUNICATIONS	2	9
130302-29000	GR-D FUNDS	2	9
130303-00000	LANGUAGE & LITERATURE	2	9
130303-29000	GR-D FUNDS	2	9
130304-00000	HISTORY	2	9
130304-29000	GR-D FUNDS	2	9
130305-00000	POLITICAL SCIENCE	2	9
130306-00000	SOCIOLOGY & CRIMINOLOGY	2	10
130306-29000	GR-D FUNDS	2	10
130307-29000	GR-D FUNDS	2	10
132000-20100	HOLD HARMLESS - COB	2	10
132000-20200	HOLD HARMLESS - COA&S	2	10
132604-	LONGEVITY-INSTRUCTION	2	10
132900-00000	FALL ADJUNCT/OVERLOAD SALARIES	2	10
132901-00000	SPRING ADJUNCT/OVERLOAD SALARIES	2	10
132902-00000	SUMMER FACULTY/ADJUNCT/OVERLOAD	2	10
132904-00000	JAGTRACK INSTRUCTION	2	10
138000-00000	ADMIN-COLLEGE OF ED & HUMAN DEVELOP	2	11
138000-29000	GR-D FUNDS	2	11
138010-00000	ADMIN-COLLEGE OF BUSINESS	2	11
138010-29000	GR-D FUNDS	2	11
138030-00000	ADMIN-COL OF ARTS & SCIENCES	2	11
138030-29000	GR-D FUNDS	2	11

Printed on a Xerox 9700 Laser Printing System at the Computing Services Center / Texas A&M University

Form: URGB01 (02/05/85)

Account	Name	Section	Page
138100-00000	GRADUATE STUDIES AND SPONSORED PRGM	2	11
138100-29000	GR-D FUNDS	2	11
138904-	LONGEVITY-ACADEMIC SUPPORT	2	11
140001-	LOCAL GIP - INSTRUCTION	2	11
141001-	LOCAL RETIRE - INSTRUCTION	2	12
142001-	LOCAL OASI - INSTRUCTION	2	12
143001-	LOCAL WCI - INSTRUCTION	2	12
144001-	LOCAL UCI - INSTRUCTION	2	12
145001-	FUND 0001 GIP - INSTRUCTION	2	12
145004-	FUND 0001 GIP - ACADEMIC SUPPORT	2	12
145005-	FUND 0001 GIP - STUDENT SERVICES	2	12
145006-	FUND 0001 GIP - INST. SUPPORT	2	12
145007-	FUND 0001 GIP - O&M PLANT	2	12
146001-	FUND 0001 RETIRE - INSTRUCTION	2	12
146004-	FUND 0001 RETIRE - ACADEMIC SUPPORT	2	13
146005-	FUND 0001 RETIRE - STUDENT SERVICES	2	13
146006-	FUND 0001 RETIRE - INST. SUPPORT	2	13
146007-	FUND 0001 RETIRE - O&M PLANT	2	13
147001-	FUND 0001 OASI - INSTRUCTION	2	13
147004-	FUND 0001 OASI - ACADEMIC SUPPORT	2	13
147005-	FUND 0001 OASI - STUDENT SERVICES	2	13
147006-	FUND 0001 OASI - INST. SUPPORT	2	13
147007-	FUND 0001 OASI - O&M PLANT	2	13
148001-	FUND 0001 WCI - INSTRUCTION	2	13
148004-	FUND 0001 WCI - ACADEMIC SUPPORT	2	14
148005-	FUND 0001 WCI - STUDENT SERVICES	2	14
148006-	FUND 0001 WCI - INST. SUPPORT	2	14
148007-	FUND 0001 WCI - O&M PLANT	2	14
149001-	FUND 0001 UCI - INSTRUCTION	2	14
149004-	FUND 0001 UCI - ACADEMIC SUPPORT	2	14
149005-	FUND 0001 UCI - STUDENT SERVICES	2	14
149006-	FUND 0001 UCI - INST. SUPPORT	2	14
150000-00000	PHYSICAL PLANT ADMINISTRATION	2	14
150000-29000	GR-D FUNDS	2	14
150040-29000	GR-D FUNDS	2	15
157000-00000	CAMPUS MAIL AND RECEIVING	2	15
158904-	LONGEVITY-O&M PLANT	2	15
160000-	TUITION REMISSIONS & EXEMPTIONS	2	15
160100-	STRATEGIC PLANNING - IE	2	15
163352-	SI-EDUCATOR & LEADERSHIP PREPARATIO	2	15
163355-	SI-COUNSELING	2	15
163361-	SI-ACCOUNTING	2	15
163362-	SI-ECONOMICS & FINANCE	2	15
163371-	SI-BIOLOGY, MATH & CHEMISTRY	2	16
163376-	SI-PSYCH,SOCIOLOGY & CRIMINOLGY	2	16
170000-00000	DOWNWARD EXPANSION - INSTRUCTION	2	16
170000-20100	DE - COLLEGE OF BUSINESS	2	16
170000-20200	DE - COLLEGE OF A&S	2	16
170000-20300	DE - COLLEGE OF EDUCATION	2	16
170001-22000	DE - ACADEMIC AFFAIRS - PROVOST OFC	2	16
170002-21000	DE - STUDENT AFFAIRS	2	16

Printed on a Xerox 9700 Laser Printing System at the Computing Services Center / Texas A&M University

Form: URGB01 (02/05/85)

Account	Name	Section	Page
170002-24000	DE - STUDENT SUCCESS	2	16
170003-22000	DE - BUSINES AFFAIRS	2	17
170003-24000	DE - COMMUNICATION	2	17
175000-	COMPREHENSIVE RESEARCH FUNDS	2	17
190803-	ONE-TIME EXPENSES - UA	2	17
190925-	UNALLOC. FACULTY BUDGET-PROVOST	2	17
190999-00000	E&G RESERVE	2	17
190999-20010	E&G RESERVES - INSTRUCTION	2	17
199961-	E&G LUMP SUM VAC. ASSESSMENT - IN	2	17
199964-	E&G LUMP VAC. ASSESSMENT - AC SUP	2	17
199965-	E&G LUMP VAC. ASSESSMENT - STUD SVC	2	17
199966-	E&G LUMP VAC. ASSESSMENT - INS SUPP	2	18
199967-	E&G LUMP VAC. ASSESSMENT - OP & M	2	18
199999-	TUITION DISCOUNT - E&G	2	18
200001-11001	DES. TUITION-UG-R-FALL	3	1
200001-11002	DES. TUITION-UG-NR-FALL	3	1
200001-12001	DES. TUITION-UG-R-SPRING	3	1
200001-12002	DES. TUITION-UG-NR-SPRING	3	1
200001-13001	DES. TUITION-UG-R-SUM I	3	1
200002-11001	DES. TUITION - GRAD - FALL	3	1
200002-11002	DES. TUITION-G-NR-FALL	3	1
200002-12001	DES. TUITION - GRAD - SPRING	3	1
200002-12002	DES. TUITION-G-NR-SPRING	3	1
200002-13001	DES. TUITION - GRAD - SUM I	3	1
200002-13002	DES. TUITION-G-NR-SUM I	3	2
200003-16100	TUITION SET ASIDE - DESIGNATED	3	2
200005-	CASH MGT/INVESTMENT ACCOUNT	3	2
201700-	DIPLOMAS	3	2
201810-	INTERNATIONAL STUDENT INSURANCE	3	2
201901-	SCIENCE OLYMPIAD	3	2
201903-00000	FESTIVAL DE CASCARONES	3	2
206000-	INTERNATIONAL EDUCATION FEE	3	3
209000-11001	UNIVERSITY SERVICES FEE - FALL	3	3
209000-12001	UNIVERSITY SERVICES FEE - SPRING	3	3
209000-13001	UNIVERSITY SERVICES FEE - SUMMER	3	3
209001-20901	INSURANCE POLICIES	3	3
209001-21901	SAFETY & RISK MGMT.	3	3
209001-22101	UNIVERSITY POLICE DEPT.	3	3
209002-20100	ACADEMIC ADVISING-COLLEGE BUSINESS	3	4
209002-20300	ACADEMIC ADVISING-COLLEGE EDUCATION	3	4
209003-	ACADEMIC TECHNOLOGY/DIST. LEARNING	3	4
209004-	STUDENT ID CARD	3	4
209005-	REGISTRAR	3	4
209006-	TECHNOLOGY SERVICES	3	4
209007-20300	STUDENT AFFAIRS ADMIN	3	5
209007-20301	STUDENT ACTIVITIES	3	5
209007-20302	CAREER SERVICES	3	5
209007-20303	COUNSELING	3	5
209007-20304	DISABILITY SUPPORT SERVICES	3	5
209007-20305	GRADUATION	3	5
209007-20306	STUDENT ENGAGEMENT	3	6

Printed on a Xerox 9700 Laser Printing System at the Computing Services Center / Texas A&M University

Form: URGB01 (02/05/85)

Account	Name	Section	Page
209007-20307	STUDENT GOVERNMENT	3	6
209007-20308	CAMPUS ACTIVITY BOARD	3	6
209007-20309	STUDENT MEDIA	3	6
209007-20310	STUDENT ACADEMIC SUCCESS CENTER	3	6
209007-20311	VA CERTIFICATION	3	6
209007-20312	TUTORING SERVICES	3	7
209007-20313	WELCOME CENTER	3	7
209007-20314	RECRUITMENT PUBLICATIONS	3	7
209007-20315	OUTREACH & RECRUITMENT	3	7
209007-20316	INTERNATIONAL AFFAIRS	3	7
209007-20317	TESTING CENTER	3	7
209007-20318	STUDENT RIGHTS & RESPONSIBILITIES	3	8
209007-20319	ENROLLMENT MANAGEMENT	3	8
209007-20320	STUDENT FINANCIAL AID	3	8
209007-20321	MAYS CTR FOR EXPERIENTIAL LEARNING	3	8
209007-20322	STUDENT SUCCESS	3	8
209007-20323	FIRST YEAR EXPERIENCE: GENERAL	3	8
209007-20324	FIRST YEAR EXPERIENCE: ORIENTATION	3	9
209007-20325	EARLY COLLEGE CREDIT (GTFS INST)	3	9
209007-20330	STUDENT AFFAIRS - UNALLOCATED	3	9
209008-20101	LIBRARY-NON-FACULTY SALARIES	3	9
209008-20102	LIBRARY-ONE-TIME INFORMATION RES	3	9
209008-20103	LIBRARY-ONGOING INFORMATION RES	3	9
209008-20104	LIBRARY-MAINT. & OPERATIONS	3	9
209008-20105	LIBRARY-OTHER INFORMATION RESOURCES	3	9
209008-20106	LIBRARY-PRESERVATION SERVICES	3	10
209008-20107	LIBRARY-ASC-M&O	3	10
209009-20100	CF-COLLEGE OF BUSINESS	3	10
209009-20102	CF-COLLEGE OF BUSINESS-MGMK	3	10
209009-20200	CF-COLLEGE OF A&S	3	10
209009-20300	CF-COLLEGE OF EDUC	3	10
209009-20304	CF-COLLEGE OF EDUC-C&I	3	10
209014-	ACADEMIC ADVISING - UNDERGRADUATE	3	10
209099-00000	UNIVERSITY SERVICES FEE - UNAPP.	3	10
209099-20010	USF UNAPPROPRIATED - INSTRUCTION	3	11
209099-20030	USF UNAPPROPRIATED-STUDENT SERVICE	3	11
209099-20035	USF UNAPPROPRIATED-INST SUPPORT	3	11
209099-20040	USF UNAPPROPRIATED- O&M PLANT	3	11
209100-	STUDENT REC SERVICE FEE	3	11
210100-	TPEG - RESIDENT GRANTS	3	11
210110-	TPEG - NON RESIDENT GRANTS	3	11
210300-	VENDING REVENUE	3	11
214000-	GTC PROGRAM	3	12
215000-	APPLICATION FEE	3	12
215700-	ORIENTATION FEE	3	12
216600-	INTERNATIONAL STUDENT APP FEE	3	12
216750-	LATE REGISTRATION/PAYMENT	3	12
216752-	REINSTATEMENT FEE	3	12
216754-	DEFERRED PAYMENT PLAN FEE	3	13
218011-	BUDGET OFFICE	3	13
218020-20001	OFFICE OF THE PRESIDENT-MAIN OPER	3	13

Printed on a Xerox 9700 Laser Printing System at the Computing Services Center / Texas A&M University

Form: URGB01 (02/05/85)

Account	Name	Section	Page
218021-	PRESIDENTIAL CONTINGENCY FUND	3	13
218025-	BUSINESS AFFAIRS	3	13
218027-20010	SYSTEM ASSESSMENT - INSTRUCTION	3	13
218027-20020	SYSTEM ASSESSMENT - PUBLIC SERVICE	3	13
218027-20025	SYSTEM ASSESSMENT - ACADEMIC SUPPOR	3	13
218027-20030	SYSTEM ASSESSMENT - STUDENT SERVICE	3	14
218027-20035	SYSTEM ASSESSMENT - INSTITUTIONAL	3	14
218027-20040	SYSTEM ASSESSMENT - O&M OF PLANT	3	14
218030-	PROVOST/ACADEMIC AFFAIRS	3	14
218031-	FACULTY DEVELOPMENT/TRAVEL	3	14
218037-	GRADUATE STUDIES & SPONSORED PRGM	3	14
218043-00000	STUDENT SUCCESS	3	14
218046-	STUDENT FINANCIAL AID	3	14
218048-	MILITARY COMMUNITY DEVELOPMENT	3	15
218049-	TITLE IX OPERATIONS	3	15
218050-	UNIV. COMMUNICATIONS & MARKETING	3	15
218052-	UNIVERSITY ADVANCEMENT	3	15
218053-	INSTITUTIONAL RESEARCH	3	15
218054-20000	ALUMNI AFFAIRS-SALARIES	3	15
218055-	ADMISSIONS	3	15
218090-	UNIVISION PRACTICUM PROGRAM	3	15
218100-00000	COLLEGE OF ARTS & SCIENCES	3	16
218101-00000	SCIENCE & MATH	3	16
218101-20000	BIOLOGY	3	16
218101-20002	CHEMISTRY	3	16
218101-20003	EARTH SCIENCE	3	16
218101-20004	GEOGRAPHY - DO NOT USE	3	16
218101-20005	PHYSICS	3	16
218102-20000	COMMUNICATIONS - OPERATING	3	16
218102-22000	COMMUNICATIONS - MAGAZINE	3	17
218103-00000	LANGUAGE & LITERATURE	3	17
218104-	HISTORY	3	17
218105-	POLITICAL SCIENCE	3	17
218106-00000	SOCIOLOGY & CRIMINOLOGY	3	17
218107-	PSYCHOLOGY	3	17
218108-	WRITING CENTER & WAC	3	17
218109-20000	A&S FAC DEVEL/TRAVEL-DEAN	3	17
218109-20002	A&S FAC DEVEL/TRAVEL-SOCIAL SCIENCE	3	18
218110-00000	COLLEGE OF BUSINESS	3	18
218111-	ACCOUNTING, ECONOMICS & FINANCE	3	18
218112-	CIS & CS	3	18
218113-	INTERNATIONAL PROGRAMS	3	18
218114-	MARKETING & MANAGEMENT	3	18
218119-20000	BUS-FAC DEVEL/TRAVEL-DEAN	3	18
218120-00000	COLLEGE OF ED & HUMAN DEVELOPMENT	3	18
218120-20300	ED & HUMAN DEV - RESEARCH ACTIVITY	3	19
218121-	BILINGUAL EDUCATION	3	19
218122-20000	EDUCATOR & LEADERSHIP PREP	3	19
218123-	EDUC PRGM-CURRICULUM & INSTRUCTION	3	19
218124-	HEALTH & KINESIOLOGY	3	19
218125-00000	COUNSELING, HEALTH & KINESIOLOGY	3	19

Printed on a Xerox 9700 Laser Printing System at the Computing Services Center / Texas A&M University

Account	Name	Section	Page
218126-	EDUCATOR PREPARATION PROGRAM	3	19
218129-20003	EDUC FAC D&T-CURRICULUM & INSTRUCTI	3	19
218130-	CENTER FOR INFORMATION TECHNOLOGY	3	20
218225-	UTILITIES	3	20
218230-	FACILITIES OPERATING	3	20
218231-	RES-PLANT REPAIR & MAINTENANCE	3	20
218236-	CAMPUS MAIL AND RECEIVING	3	20
218240-	ACCOUNTING SERVICES	3	20
218241-	FINANCIAL SERVICES	3	20
218245-00000	HUMAN RESOURCES	3	20
218245-20000	HR - PROFESSIONAL DEVELOPMENT	3	21
218245-21000	HR - BACKGROUND CHECKS	3	21
218252-	NEW HIRE EQUIPMENT	3	21
218253-	COMPUTER REFRESH PROGRAM	3	21
218255-	PAYROLL	3	21
218260-	PROCUREMENT	3	21
218270-	STUDENT BUSINESS SERVICES	3	21
218277-	COMPLIANCE	3	21
218279-	COPY/PRINT SERVICES	3	22
218280-	PRESIDIO GALLERY	3	22
218410-	DESIG TUITION SET ASIDE-UGRAD	3	22
218412-	DESIGNATED TUITION SET ASIDE - GRAD	3	22
218500-	INSTITUTIONAL STUDENT AID	3	22
218600-20001	MSI-I	3	22
218700-	ACADEMIC RESEARCH INITATIVES	3	22
218908-20100	RES-SALARY PLAN/MERIT-INSTRUCTION	3	22
220023-	PRESIDENT'S CIRCLE	3	22
220202-	CAREER CLOTHES CLOSET	3	23
220301-	COLLEGIATE LICENSING	3	23
220401-	TEA EPP ADMISSION FEE	3	23
220801-	TESTING CENTER - FEE SERVICE	3	23
220903-	GYM MEMBERSHIPS - STAFF/FACULTY	3	23
220905-	REC SPORTS-SPECIAL EVENTS-STUDENTS	3	23
221203-20001	DRT - PERSONNEL	3	23
221602-	PURCHASING COOPERATIVE	3	24
221605-	VA ANNUAL REPORTING DISTRIBUTION	3	24
222000-	CHANCELLOR'S RESEARCH INITIATIVE	3	24
223100-00000	DESIGNATED RESERVE	3	24
223100-20010	DESIGNATED RESERVES - INSTRUCTION	3	24
223801-00000	ONE-TIME EXPENSES - BA	3	24
223801-20040	ONE-TIME EXPENSES BA-O&M PLANT	3	24
223802-	ONE-TIME EXPENSES - SA	3	24
223804-	ONE-TIME EXPENSES - PRES OFFICE	3	24
223805-00000	ONE-TIME EXPENSES - AA	3	25
230014-	FT - EDBL 3315 AND 5390	3	25
230015-	FT - MGMT AND BUAD	3	25
231100-20100	EBOOK COURSE FEE - COLLEGE OF BUS	3	25
231100-20200	EBOOK COURSE FEE - COLLEGE OF A&SCI	3	25
231100-20300	EBOOK COURSE FEE - COLLEGE OF ED	3	25
260000-	REMISSIONS AND WAIVERS-LOCAL	3	26
270000-	UNEMPLOYMENT COMPENSATION-SRVC DEPT	4	1

Form: URGB01 (02/05/85)
Printed on a Xerox 9700 Laser Printing System at the Computing Services Center / Texas A&M University

Form: URGB01 (02/05/85)

Account	Name	Section	Page
270100-	LUMP SUM TERMINATION-SRVC DEPT	4	1
270200-	AUXILIARY SUPPORT SERVICES	3	26
270300-	HERFF JONES COMMISSIONS	3	26
299999-	TUITION DISCOUNT - DESIGNATED	3	26
300001-	PARKING FEES	5	1
300100-	PARKING FINES	5	1
310000-	RETURNED ITEMS CHARGES	5	1
323310-	INSTRUC LEADERSHIP DEV CERT PYMTS	5	1
380000-	AUXILIARY OPERATIONS	5	1
380005-	CHARTWELLS COMMISSION	5	1
399999-	TUITION DISCOUNT - AUXILIARY	5	1
401000-21819	FEDERAL PELL 2018-2019	6	1
401030-21819	FEDERAL WORK STUDY 2018-2019	6	1
430401-	MOVING TARGET DEFENSE	6	1
430500-	NSA-CYBERSECURITY CURRICULA DEVELOP	6	1
431908-00000	GTFS PROGRAM	6	1
431908-20001	GTFS - SALARY	6	1
499100-	RESTRICTED - BUDGET ONLY	6	2
499999-	TUITION DISCOUNT - RESTRICTED	6	2
541000-	UNIVERSITY ADVANCEMENT GIFTS	6	2

Printed on a Xerox 9700 Laser Printing System at the Computing Services Center / Texas A&M University

Form: URGB01 (02/05/85)

Name	Account	Section	Page
A&S FAC DEVEL/TRAVEL-DEAN	218109-20000	3	17
A&S FAC DEVEL/TRAVEL-SOCIAL SCIENCE	218109-20002	3	18
ACADEMIC ADVISING - UNDERGRADUATE	209014-	3	10
ACADEMIC ADVISING-COLLEGE BUSINESS	209002-20100	3	4
ACADEMIC ADVISING-COLLEGE EDUCATION	209002-20300	3	4
ACADEMIC RESEARCH INITATIVES	218700-	3	22
ACADEMIC TECHNOLOGY/DIST. LEARNING	209003-	3	4
ACCOUNTING	130102-00000	2	8
ACCOUNTING SERVICES	121108-00000	2	6
ACCOUNTING SERVICES	218240-	3	20
ACCOUNTING, ECONOMICS & FINANCE	218111-	3	18
ADMIN-COL OF ARTS & SCIENCES	138030-00000	2	11
ADMIN-COLLEGE OF BUSINESS	138010-00000	2	11
ADMIN-COLLEGE OF ED & HUMAN DEVELOP	138000-00000	2	11
ADMISSIONS	218055-	3	15
ALUMNI AFFAIRS-SALARIES	218054-20000	3	15
APPLICATION FEE	215000-	3	12
AUXILIARY OPERATIONS	380000-	5	1
AUXILIARY SUPPORT SERVICES	270200-	3	26
BILINGUAL EDUCATION	218121-	3	19
BIOLOGY	218101-20000	3	16
BIOLOGY, MATH & CHEMISTRY	130301-00000	2	9
BUDGET OFFICE	218011-	3	13
BUS-FAC DEVEL/TRAVEL-DEAN	218119-20000	3	18
BUSINESS AFFAIRS	218025-	3	13
BUSINESS AFFAIRS	120010-00000	2	4
CAMPUS ACTIVITY BOARD	209007-20308	3	6
CAMPUS MAIL AND RECEIVING	218236-	3	20
CAMPUS MAIL AND RECEIVING	157000-00000	2	15
CAREER CLOTHES CLOSET	220202-	3	23
CAREER SERVICES	209007-20302	3	5
CASH MGT/INVESTMENT ACCOUNT	200005-	3	2
CENTER FOR INFO TECH & CIS	130101-00000	2	8
CENTER FOR INFORMATION TECHNOLOGY	218130-	3	20
CF-COLLEGE OF A&S	209009-20200	3	10
CF-COLLEGE OF BUSINESS	209009-20100	3	10
CF-COLLEGE OF BUSINESS-MGMK	209009-20102	3	10
CF-COLLEGE OF EDUC	209009-20300	3	10
CF-COLLEGE OF EDUC-C&I	209009-20304	3	10
CHANCELLOR'S RESEARCH INITIATIVE	222000-	3	24
CHARTWELLS COMMISSION	380005-	5	1
CHEMISTRY	218101-20002	3	16
CIS & CS	218112-	3	18
COLLEGE OF ARTS & SCIENCES	218100-00000	3	16
COLLEGE OF BUSINESS	218110-00000	3	18
COLLEGE OF ED & HUMAN DEVELOPMENT	218120-00000	3	18
COLLEGIATE LICENSING	220301-	3	23
COMMUNICATIONS	130302-00000	2	9
COMMUNICATIONS - MAGAZINE	218102-22000	3	17
COMMUNICATIONS - OPERATING	218102-20000	3	16
COMPLIANCE	218277-	3	21

Printed on a Xerox 9700 Laser Printing System at the Computing Services Center / Texas A&M University

Form: URGB01 (02/05/85)

Name	Account	Section	Page
COMPREHENSIVE RESEARCH FUNDS	175000-	2	17
COMPUTER REFRESH PROGRAM	218253-	3	21
COPY/PRINT SERVICES	218279-	3	22
COUNSELING	209007-20303	3	5
COUNSELING	130003-00000	2	7
COUNSELING, HEALTH & KINESIOLOGY	218125-00000	3	19
DE - ACADEMIC AFFAIRS - PROVOST OFC	170001-22000	2	16
DE - BUSINES AFFAIRS	170003-22000	2	17
DE - COLLEGE OF A&S	170000-20200	2	16
DE - COLLEGE OF BUSINESS	170000-20100	2	16
DE - COLLEGE OF EDUCATION	170000-20300	2	16
DE - COMMUNICATION	170003-24000	2	17
DE - STUDENT AFFAIRS	170002-21000	2	16
DE - STUDENT SUCCESS	170002-24000	2	16
DEFERRED PAYMENT PLAN FEE	216754-	3	13
DES. TUITION - GRAD - FALL	200002-11001	3	1
DES. TUITION - GRAD - SPRING	200002-12001	3	1
DES. TUITION - GRAD - SUM I	200002-13001	3	1
DES. TUITION-G-NR-FALL	200002-11002	3	1
DES. TUITION-G-NR-SPRING	200002-12002	3	1
DES. TUITION-G-NR-SUM I	200002-13002	3	2
DES. TUITION-UG-NR-FALL	200001-11002	3	1
DES. TUITION-UG-NR-SPRING	200001-12002	3	1
DES. TUITION-UG-R-FALL	200001-11001	3	1
DES. TUITION-UG-R-SPRING	200001-12001	3	1
DES. TUITION-UG-R-SUM I	200001-13001	3	1
DESIG TUITION SET ASIDE-UGRAD	218410-	3	22
DESIGNATED RESERVE	223100-00000	3	24
DESIGNATED RESERVES - INSTRUCTION	223100-20010	3	24
DESIGNATED TUITION SET ASIDE - GRAD	218412-	3	22
DIPLOMAS	201700-	3	2
DISABILITY SUPPORT SERVICES	209007-20304	3	5
DOWNWARD EXPANSION - INSTRUCTION	170000-00000	2	16
DRT - PERSONNEL	221203-20001	3	23
E&G LUMP SUM VAC. ASSESSMENT - IN	199961-	2	17
E&G LUMP VAC. ASSESSMENT - AC SUP	199964-	2	17
E&G LUMP VAC. ASSESSMENT - INS SUPP	199966-	2	18
E&G LUMP VAC. ASSESSMENT - OP & M	199967-	2	18
E&G LUMP VAC. ASSESSMENT - STUD SVC	199965-	2	17
E&G RESERVE	190999-00000	2	17
E&G RESERVES - INSTRUCTION	190999-20010	2	17
EARLY COLLEGE CREDIT (GTFS INST)	209007-20325	3	9
EARTH SCIENCE	218101-20003	3	16
EBOOK COURSE FEE - COLLEGE OF A&SCI	231100-20200	3	25
EBOOK COURSE FEE - COLLEGE OF BUS	231100-20100	3	25
EBOOK COURSE FEE - COLLEGE OF ED	231100-20300	3	25
ECONOMICS & FINANCE	130103-00000	2	8
ED & HUMAN DEV - RESEARCH ACTIVITY	218120-20300	3	19
EDUC FAC D&T-CURRICULUM & INSTRUCTI	218129-20003	3	19
EDUC PRGM-CURRICULUM & INSTRUCTION	218123-	3	19
EDUCATIONAL AIDE PROGRAM_- EXP	120066-	2	5

Printed on a Xerox 9700 Laser Printing System at the Computing Services Center / Texas A&M University

Form: URGB01 (02/05/85)

Name	Account	Section	Page
EDUCATOR & LEADERSHIP PREP	218122-20000	3	19
EDUCATOR PREPARATION PROGRAM	218126-	3	19
ENROLLMENT MANAGEMENT	209007-20319	3	8
FACILITIES OPERATING	218230-	3	20
FACULTY DEVELOPMENT/TRAVEL	218031-	3	14
FALL ADJUNCT/OVERLOAD SALARIES	132900-00000	2	10
FEDERAL PELL 2018-2019	401000-21819	6	1
FEDERAL WORK STUDY 2018-2019	401030-21819	6	1
FESTIVAL DE CASCARONES	201903-00000	3	2
FINANCIAL AID	120048-00000	2	5
FINANCIAL SERVICES	121109-	2	6
FINANCIAL SERVICES	218241-	3	20
FIRST YEAR EXPERIENCE: GENERAL	209007-20323	3	8
FIRST YEAR EXPERIENCE: ORIENTATION	209007-20324	3	9
FT - EDBL 3315 AND 5390	230014-	3	25
FT - MGMT AND BUAD	230015-	3	25
FUND 0001 GIP	100006-	2	1
FUND 0001 GIP - ACADEMIC SUPPORT	145004-	2	12
FUND 0001 GIP - INST. SUPPORT	145006-	2	12
FUND 0001 GIP - INSTRUCTION	145001-	2	12
FUND 0001 GIP - O&M PLANT	145007-	2	12
FUND 0001 GIP - STUDENT SERVICES	145005-	2	12
FUND 0001 OASI - ACADEMIC SUPPORT	147004-	2	13
FUND 0001 OASI - INST. SUPPORT	147006-	2	13
FUND 0001 OASI - INSTRUCTION	147001-	2	13
FUND 0001 OASI - O&M PLANT	147007-	2	13
FUND 0001 OASI - STUDENT SERVICES	147005-	2	13
FUND 0001 RETIRE - ACADEMIC SUPPORT	146004-	2	13
FUND 0001 RETIRE - INST. SUPPORT	146006-	2	13
FUND 0001 RETIRE - INSTRUCTION	146001-	2	12
FUND 0001 RETIRE - O&M PLANT	146007-	2	13
FUND 0001 RETIRE - STUDENT SERVICES	146005-	2	13
FUND 0001 RETIREMENT - ORP	100030-	2	1
FUND 0001 RETIREMENT - TRS	100025-	2	1
FUND 0001 UCI - ACADEMIC SUPPORT	149004-	2	14
FUND 0001 UCI - INST. SUPPORT	149006-	2	14
FUND 0001 UCI - INSTRUCTION	149001-	2	14
FUND 0001 UCI - STUDENT SERVICES	149005-	2	14
FUND 0001 UNEMPLOYMENT COMP. INS.	100035-	2	1
FUND 0001 WCI - ACADEMIC SUPPORT	148004-	2	14
FUND 0001 WCI - INST. SUPPORT	148006-	2	14
FUND 0001 WCI - INSTRUCTION	148001-	2	13
FUND 0001 WCI - O&M PLANT	148007-	2	14
FUND 0001 WCI - STUDENT SERVICES	148005-	2	14
GEOGRAPHY - DO NOT USE	218101-20004	3	16
GR-D FUNDS	130000-29000	2	7
GR-D FUNDS	150040-29000	2	15
GR-D FUNDS	150000-29000	2	14
GR-D FUNDS	130001-29000	2	7
GR-D FUNDS	138100-29000	2	11
GR-D FUNDS	138000-29000	2	11

Printed on a Xerox 9700 Laser Printing System at the Computing Services Center / Texas A&M University

Form: URGB01 (02/05/85)

Name	Account	Section	Page
GR-D FUNDS	138030-29000	2	11
GR-D FUNDS	138010-29000	2	11
GR-D FUNDS	121122-29000	2	7
GR-D FUNDS	130306-29000	2	10
GR-D FUNDS	130301-29000	2	9
GR-D FUNDS	130105-29000	2	8
GR-D FUNDS	130302-29000	2	9
GR-D FUNDS	130103-29000	2	8
GR-D FUNDS	130303-29000	2	9
GR-D FUNDS	130102-29000	2	8
GR-D FUNDS	130304-29000	2	9
GR-D FUNDS	130101-29000	2	8
GR-D FUNDS	130005-29000	2	8
GR-D FUNDS	130307-29000	2	10
GR-D FUNDS	121110-29000	2	6
GR-D FUNDS	120102-29000	2	6
GR-D FUNDS	130002-29000	2	7
GR-D FUNDS	120101-29000	2	6
GR-D FUNDS	120100-29000	2	6
GR-D FUNDS	130003-29000	2	7
GR-D FUNDS	120040-29000	2	5
GR-D FUNDS	120048-29000	2	5
GR-D FUNDS	120045-29000	2	5
GRADUATE STUDIES & SPONSORED PRGM	218037-	3	14
GRADUATE STUDIES AND SPONSORED PRGM	138100-00000	2	11
GRADUATE TUITION-NR-FALL	100500-11002	2	4
GRADUATE TUITION-NR-SPRING	100500-12002	2	4
GRADUATE TUITION-R-FALL	100500-11001	2	3
GRADUATE TUITION-R-SPRING	100500-12001	2	4
GRADUATE TUITION-R-SUM	100500-13001	2	4
GRADUATION	209007-20305	3	5
GTC PROGRAM	214000-	3	12
GTFS - SALARY	431908-20001	6	1
GTFS PROGRAM	431908-00000	6	1
GYM MEMBERSHIPS - STAFF/FACULTY	220903-	3	23
HEALTH & KINESIOLOGY	218124-	3	19
HEALTH & KINESIOLOGY	130005-00000	2	7
HERFF JONES COMMISSIONS	270300-	3	26
HISTORY	218104-	3	17
HISTORY	130304-00000	2	9
HOLD HARMLESS - COA&S	132000-20200	2	10
HOLD HARMLESS - COB	132000-20100	2	10
HR - BACKGROUND CHECKS	218245-21000	3	21
HR - PROFESSIONAL DEVELOPMENT	218245-20000	3	21
HUMAN RESOURCES	218245-00000	3	20
HUMAN RESOURCES	121110-00000	2	6
INFORMATION TECHNOLOGY-INST SUPPORT	120100-00000	2	5
INSTITUTIONAL RESEARCH	120120-00000	2	6
INSTITUTIONAL RESEARCH	218053-	3	15
INSTITUTIONAL STUDENT AID	218500-	3	22
INSTRUC LEADERSHIP DEV CERT PYMTS	323310-	5	1

Printed on a Xerox 9700 Laser Printing System at the Computing Services Center / Texas A&M University

Form: URGB01 (02/05/85)

Name	Account	Section	Page
INSURANCE POLICIES	209001-20901	3	3
INTEREST-STATE TREAS. DEPOSITS	100810-	2	4
INTERNATIONAL AFFAIRS	209007-20316	3	7
INTERNATIONAL EDUCATION FEE	206000-	3	3
INTERNATIONAL PROGRAMS	218113-	3	18
INTERNATIONAL STUDENT APP FEE	216600-	3	12
INTERNATIONAL STUDENT INSURANCE	201810-	3	2
JAGTRACK INSTRUCTION	132904-00000	2	10
LAB FEES	100800-	2	4
LANGUAGE & LITERATURE	130303-00000	2	9
LANGUAGE & LITERATURE	218103-00000	3	17
LATE REGISTRATION/PAYMENT	216750-	3	12
LEG. APPROP - STATE BASIC AID	100001-	2	1
LEG. APPROPRIATION - OASI	100005-	2	1
LIBRARY-ASC-M&O	209008-20107	3	10
LIBRARY-MAINT. & OPERATIONS	209008-20104	3	9
LIBRARY-NON-FACULTY SALARIES	209008-20101	3	9
LIBRARY-ONE-TIME INFORMATION RES	209008-20102	3	9
LIBRARY-ONGOING INFORMATION RES	209008-20103	3	9
LIBRARY-OTHER INFORMATION RESOURCES	209008-20105	3	9
LIBRARY-PRESERVATION SERVICES	209008-20106	3	10
LOCAL GIP - INSTRUCTION	140001-	2	11
LOCAL OASI - INSTRUCTION	142001-	2	12
LOCAL RETIRE - INSTRUCTION	141001-	2	12
LOCAL UCI - INSTRUCTION	144001-	2	12
LOCAL WCI - INSTRUCTION	143001-	2	12
LONGEVITY-ACADEMIC SUPPORT	138904-	2	11
LONGEVITY-INSTITUTIONAL SUPPORT	121063-	2	6
LONGEVITY-INSTRUCTION	132604-	2	10
LONGEVITY-O&M PLANT	158904-	2	15
LONGEVITY-STUDENT SERVICE	121053-	2	6
LUMP SUM TERMINATION-SRVC DEPT	270100-	4	1
MARKETING & MANAGEMENT	218114-	3	18
MARKETING & MANAGEMENT	130105-00000	2	8
MAYS CTR FOR EXPERIENTIAL LEARNING	209007-20321	3	8
MILITARY COMMUNITY DEVELOPMENT	218048-	3	15
MILITARY COMMUNITY DEVELOPMENT	120050-00000	2	5
MOVING TARGET DEFENSE	430401-	6	1
MSI-I	218600-20001	3	22
NEW HIRE EQUIPMENT	218252-	3	21
NSA-CYBERSECURITY CURRICULA DEVELOP	430500-	6	1
OFFICE OF THE PRESIDENT	120000-00000	2	4
OFFICE OF THE PRESIDENT-MAIN OPER	218020-20001	3	13
ONE-TIME EXPENSES - AA	223805-00000	3	25
ONE-TIME EXPENSES - BA	223801-00000	3	24
ONE-TIME EXPENSES - PRES OFFICE	223804-	3	24
ONE-TIME EXPENSES - SA	223802-	3	24
ONE-TIME EXPENSES - UA	190803-	2	17
ONE-TIME EXPENSES BA-O&M PLANT	223801-20040	3	24
ORIENTATION FEE	215700-	3	12
OUTREACH & RECRUITMENT	209007-20315	3	7

Printed on a Xerox 9700 Laser Printing System at the Computing Services Center / Texas A&M University

Form: URGB01 (02/05/85)

Name	Account	Section	Page
PARKING FEES	300001-	5	1
PARKING FINES	300100-	5	1
PAYROLL	218255-	3	21
PAYROLL SERVICES	121116-00000	2	7
PHYSICAL PLANT ADMINISTRATION	150000-00000	2	14
PHYSICS	218101-20005	3	16
POLITICAL SCIENCE	218105-	3	17
POLITICAL SCIENCE	130305-00000	2	9
PRESIDENT'S CIRCLE	220023-	3	22
PRESIDENTIAL CONTINGENCY FUND	218021-	3	13
PRESIDIO GALLERY	218280-	3	22
PROCUREMENT	218260-	3	21
PROCUREMENT SERVICES	121118-00000	2	7
PROVOST/ACADEMIC AFFAIRS	120040-00000	2	5
PROVOST/ACADEMIC AFFAIRS	218030-	3	14
PSYCHOLOGY	218107-	3	17
PURCHASING COOPERATIVE	221602-	3	24
REC SPORTS-SPECIAL EVENTS-STUDENTS	220905-	3	23
RECRUITMENT PUBLICATIONS	209007-20314	3	7
REGISTRAR	209005-	3	4
REINSTATEMENT FEE	216752-	3	12
REMISSIONS AND WAIVERS-LOCAL	260000-	3	26
RES-PLANT REPAIR & MAINTENANCE	218231-	3	20
RES-SALARY PLAN/MERIT-INSTRUCTION	218908-20100	3	22
RESTRICTED - BUDGET ONLY	499100-	6	2
RETURNED ITEMS CHARGES	310000-	5	1
SAFETY & RISK MGMT.	209001-21901	3	3
SCIENCE & MATH	218101-00000	3	16
SCIENCE OLYMPIAD	201901-	3	2
SI-ACCOUNTING	163361-	2	15
SI-BIOLOGY, MATH & CHEMISTRY	163371-	2	16
SI-COUNSELING	163355-	2	15
SI-ECONOMICS & FINANCE	163362-	2	15
SI-EDUCATOR & LEADERSHIP PREPARATIO	163352-	2	15
SI-PSYCH,SOCIOLOGY & CRIMINOLGY	163376-	2	16
SOCIOLOGY & CRIMINOLOGY	130306-00000	2	10
SOCIOLOGY & CRIMINOLOGY	218106-00000	3	17
SPECIAL ITEM FUNDING - SCSA	100010-	2	1
SPRING ADJUNCT/OVERLOAD SALARIES	132901-00000	2	10
STRATEGIC PLANNING - IE	160100-	2	15
STUDENT ACADEMIC SUCCESS CENTER	209007-20310	3	6
STUDENT ACTIVITIES	209007-20301	3	5
STUDENT AFFAIRS	120034-00000	2	4
STUDENT AFFAIRS - UNALLOCATED	209007-20330	3	9
STUDENT AFFAIRS ADMIN	209007-20300	3	5
STUDENT BUSINESS SERVICES	218270-	3	21
STUDENT BUSINESS SERVICES	121122-00000	2	7
STUDENT ENGAGEMENT	209007-20306	3	6
STUDENT FINANCIAL AID	209007-20320	3	8
STUDENT FINANCIAL AID	218046-	3	14
STUDENT GOVERNMENT	209007-20307	3	6

Printed on a Xerox 9700 Laser Printing System at the Computing Services Center / Texas A&M University

Form: URGB01 (02/05/85)

Name	Account	Section	Page
STUDENT ID CARD	209004-	3	4
STUDENT MEDIA	209007-20309	3	6
STUDENT REC SERVICE FEE	209100-	3	11
STUDENT RIGHTS & RESPONSIBILITIES	209007-20318	3	8
STUDENT SUCCESS	209007-20322	3	8
STUDENT SUCCESS	218043-00000	3	14
SUMMER FACULTY/ADJUNCT/OVERLOAD	132902-00000	2	10
SYSTEM ASSESSMENT - ACADEMIC SUPPOR	218027-20025	3	13
SYSTEM ASSESSMENT - INSTITUTIONAL	218027-20035	3	14
SYSTEM ASSESSMENT - INSTRUCTION	218027-20010	3	13
SYSTEM ASSESSMENT - O&M OF PLANT	218027-20040	3	14
SYSTEM ASSESSMENT - PUBLIC SERVICE	218027-20020	3	13
SYSTEM ASSESSMENT - STUDENT SERVICE	218027-20030	3	14
TEA EPP ADMISSION FEE	220401-	3	23
TECHNOLOGY SERVICES	209006-	3	4
TESTING CENTER	209007-20317	3	7
TESTING CENTER - FEE SERVICE	220801-	3	23
THECB - COLLEGE WORKSTUDY - EXPENSE	120065-	2	5
THECB - COLLEGE WORKSTUDY - REVENUE	100060-	2	1
THECB - EDUCATIONAL AID PROGRAM	100066-	2	1
TITLE IX OPERATIONS	218049-	3	15
TPEG - NON RESIDENT GRANTS	210110-	3	11
TPEG - RESIDENT GRANTS	210100-	3	11
TUI SET ASIDE-GRANTS-NR-FALL	100300-11002	2	2
TUI SET ASIDE-GRANTS-NR-SPRING	100300-12002	2	3
TUI SET ASIDE-GRANTS-NR-SUM	100300-13002	2	3
TUI SET ASIDE-GRANTS-R-FALL	100300-11001	2	2
TUI SET ASIDE-GRANTS-R-SPRING	100300-12001	2	2
TUI SET ASIDE-GRANTS-R-SUM.	100300-13001	2	3
TUI SET ASIDE-LOANS-NR-FALL	100400-11002	2	3
TUI SET ASIDE-LOANS-NR-SPRING	100400-12002	2	3
TUI SET ASIDE-LOANS-NR-SUM	100400-13002	2	3
TUI SET ASIDE-LOANS-R-SPRING	100400-12001	2	3
TUI SET ASIDE-LOANS-R-SUM	100400-13001	2	3
TUI SET ASIDES-LOANS-R-FALL	100400-11001	2	3
TUITION - NON RES. - SUMMER	100100-13002	2	2
TUITION - NON RESIDENT - FALL	100100-11002	2	2
TUITION - NON RESIDENT - SPRING	100100-12002	2	2
TUITION - RESIDENT - FALL	100100-11001	2	2
TUITION - RESIDENT - SPRING	100100-12001	2	2
TUITION - RESIDENT - SUMMER	100100-13001	2	2
TUITION DISCOUNT - AUXILIARY	399999-	5	1
TUITION DISCOUNT - DESIGNATED	299999-	3	26
TUITION DISCOUNT - E&G	199999-	2	18
TUITION DISCOUNT - RESTRICTED	499999-	6	2
TUITION REMISSIONS & EXEMPTIONS	160000-	2	15
TUITION SET ASIDE - DESIGNATED	200003-16100	3	2
TUITON REVENUE BONDS	100015-	2	1
TUTORING SERVICES	209007-20312	3	7
UNALLOC. FACULTY BUDGET-PROVOST	190925-	2	17
UNEMPLOYMENT COMPENSATION-SRVC DEPT	270000-	4	1

Printed on a Xerox 9700 Laser Printing System at the Computing Services Center / Texas A&M University

Form: URGB01 (02/05/85)

Name	Account	Section	Page
UNIV. COMMUNICATIONS & MARKETING	218050-	3	15
UNIVERSITY ADVANCEMENT	218052-	3	15
UNIVERSITY ADVANCEMENT GIFTS	541000-	6	2
UNIVERSITY EVENTS	120005-00000	2	4
UNIVERSITY POLICE DEPT.	209001-22101	3	3
UNIVERSITY SERVICES FEE - FALL	209000-11001	3	3
UNIVERSITY SERVICES FEE - SPRING	209000-12001	3	3
UNIVERSITY SERVICES FEE - SUMMER	209000-13001	3	3
UNIVERSITY SERVICES FEE - UNAPP.	209099-00000	3	10
UNIVISION PRACTICUM PROGRAM	218090-	3	15
USF UNAPPROPRIATED - INSTRUCTION	209099-20010	3	11
USF UNAPPROPRIATED- O&M PLANT	209099-20040	3	11
USF UNAPPROPRIATED-INST SUPPORT	209099-20035	3	11
USF UNAPPROPRIATED-STUDENT SERVICE	209099-20030	3	11
UTILITIES	218225-	3	20
VA ANNUAL REPORTING DISTRIBUTION	221605-	3	24
VA CERTIFICATION	209007-20311	3	6
VENDING REVENUE	210300-	3	11
WELCOME CENTER	209007-20313	3	7
WRITING CENTER & WAC	218108-	3	17

Printed on a Xerox 9700 Laser Printing System at the Computing Services Center / Texas A&M University

Texas A&M University-San Antonio

12.03.99.O1 **Faculty Workload**
Approved: November 4, 2012
Next Scheduled Review: November, 2014

Rule Statement

This Rule is established to provide guidelines regarding the workload for faculty. The assignments will be implemented only as institutional resources are available, with teaching loads having the first priority.

Reason for Rule

This Rule documents the regulations and standards for the interpretation of institutional workload requirements, and for the range of acceptable assignments within its definitions of faculty workload. This Rule is required by System Policy **12.03** ***Faculty Academic Workload and Reporting Requirements***.

Official Rule/ Responsibilities/ Process

1. GENERAL

1.1. To support the mission of Texas A&M University-San Antonio, members of the faculty perform their classroom duties and carry out a variety of essential functions. As part of their regular faculty responsibilities, faculty members are expected to satisfactorily perform the following functions: academic advising; supervision of undergraduate and graduate students; direction of individual studies, theses, and dissertations; leadership in curriculum development; participation in school and University governance; scholarship; and participation in professional activities, community activities, and special projects of the University.

1.2. Acknowledging the diverse responsibilities of its faculty, the University supports an equitable and reasonable workload assignment system. The University follows the guidelines described below and in TAMU-SA Procedure **12.03.99.O1.01** ***Faculty Workload Procedure***, which specifies the amount of workload credit that may be granted for various faculty assignments.

1.3. The academic workload standard for full-time faculty members is four 3-semester credit hour undergraduate courses per long semester. Courses are assigned for direct instruction and for a variety of instructionally related administrative, scholarly, and service activities. Any adjustments to this standard must comply with System Policy **12.03** ***Faculty Academic Workload and Reporting Requirements***.

1.4. Due to the differences in scope and responsibility of work assignments of full-time versus part- time faculty members (scholarship and service), part-time faculty members are assigned a 20% teaching load for each 3 semester credit hour course assigned. If they are assigned 6 semester credit hours of course instruction, they will be credited with 40% teaching load, and so on.

1.5. Assignments of non-instructional workload credit are made by the school head of each school on the basis of recommendations made by the appropriate department chair in consultation with the departmental faculty. Non-instructional workload assignments greater than two courses require the approval of the Provost and Vice President for Academic Affairs.

2. CREDIT-GENERATING DIRECT INSTRUCTION

2.1. Direct teaching activities include but are not limited to the following:
- 2.1.1. Instruction of lecture and seminar courses;
- 2.1.2. Laboratory and clinical instruction, music ensemble, and studio art;
- 2.1.3. Supervision of student teachers, and graduate students in graduate programs such as counseling, leadership, and similar tutorial-types of programs;
- 2.1.4. Private music lessons;
- 2.1.5. Chairing master's thesis committees;
- 2.1.6. Chairing doctoral dissertation committees;
- 2.1.7. Teaching a practicum as a group course; and
- 2.1.8. Team teaching.

2.2. Guidelines for assigning workload credits for these activities are provided in

TAMU-SA Procedure **12.03.99.O1.01** ***Faculty Workload Procedure***

.

3. ADMINISTRATIVE ASSIGNMENTS

3.1. Faculty members may receive academic workload credit for administrative assignments. The amount of workload credit for administrative duties that a faculty member receives is dependent upon the complexity of the department or program, the assigned duties of the position, and the number of faculty members or students supervised. Positions in which a faculty member is given an administrative, supervisory, or coordinative assignment directly related to the instructional programs and purposes of the University include: assistant school head, chairperson of a department or director of a school, coordinator of a disciplinary area, and coordinator or director of a center, a program, or a clinic. For additional information, see TAMU-SA Procedure **12.03.99.O1.01** ***Faculty Workload Procedure***.

4. NON-ADMINISTRATIVE ACADEMIC ASSIGNMENTS

4.1. Academic workload credit may also be given for non-administrative academic assignments, including instructionally related activities, scholarship, service, and other academically related assignments. No faculty member may accrue workload credits for "banked" credit in subsequent semesters without prior approval by the Provost.

4.2. During the academic year, a faculty member, with the approval of the department chair and school head, may request possible academic workload credits for non-administrative reasons including:

4.2.1. Instructionally related activities,
4.2.2. Scholarship,
4.2.3. Service, and
4.2.4. Special circumstances. Below is an explanation of the types of activities included in each of these categories. Specific guidelines on the amount of workload credit allowed for the various activities are provided in TAMU-SA Procedure **12.03.99.O1.01** ***Faculty Workload Procedure***

4.3. Instructionally Related Activities:
Adjustments to workload credits may be allowed for various instructionally related assignments, including teaching assignments that include additional responsibilities. This category includes but is not restricted to:

4.3.1. Teaching large classes, especially those with writing assignments, essay tests, or similar complex tasks or that involve supervision and coordination of teaching assistants, graders, or of multiple laboratory or discussion sections;
4.3.2. Developing new degree programs, conducting major curriculum revisions, or developing new courses;
4.3.3. Developing distance learning courses, as discussed in TAMU-SA Procedure **12.03.99.O1.01** ***Faculty Workload Procedure***;
4.3.4. Teaching field-based courses in Education;
4.3.5. Coordinating student advising; and
4.3.6. Coordinating student internships, practicum, and field work placements.

4.4. Scholarship
4.4.1. Academic workload credit may be assigned for research/intellectual contributions/creative activity. Faculty granted academic workload credit for these activities must demonstrate progress in their efforts at the end of each semester of the workload credit. Peer review is necessary for any work to be deemed as scholarship for purposes of academic workload credit.
4.4.2. Academic workload credit may be provided for certain activities related to scholarship, such as preparation of a major research grant or contract proposal. Also, a faculty member may receive academic workload credits when external grants fund his or her salary. Finally, a new faculty member may receive academic workload credit to establish a research agenda and develop courses.

4.5. Service
4.5.1. A faculty member may receive academic workload credit for extraordinary service at the University, in the academic discipline, and/or to the public. (See Section 4.3 of TAMU-SA Procedure **12.03.99.O1.01** ***Faculty Workload Procedure*** for examples.)

4.6. Special Circumstances
4.6.1. The President may grant academic workload credit for special presidential assignments.
4.6.2. With the consent of the Provost and Vice President for Academic Affairs, a school head may grant academic workload credit for reasons not described in this rule.

5. MONITORING WORKLOAD

5.1. School Responsibilities and Procedures

5.1.1. Within the framework of University workload rules, each school, with formal advice from and by majority vote of the faculty, will develop procedures for assigning academic workload credit.

5.2. The ultimate responsibility for ensuring compliance with workload rules and equity across the school lies with the school head.

5.3. University Responsibilities

5.3.1. The Provost and Vice President for Academic Affairs has final responsibility for the approval of academic workloads in conformity with University rules and procedures and system policies. As the designated officer of the university, the Provost has ultimate responsibility for ensuring workload equity. Each semester, the Provost is responsible for submitting required reports to the system and the Texas Higher Education Coordinating Board regarding workload compliance.

6. REQUESTS FOR REVIEW OF ACADEMIC WORKLOAD ASSIGNMENTS

6.1. Texas A&M University-San Antonio recognizes the right of faculty members to request a review of workload assignments before a panel of peers. For details about the review process, see TAMU-SA Procedure **12.03.99.O1.01** ***Faculty Workload Procedure***.

Related Policies and Procedures

System Policy ***12.03 Faculty Academic Workload and Reporting Requirements***
TAMU-SA Procedure **12.03.99.O1.01** ***Faculty Workload Procedure***

Contact Office: Office of the Provost- (210) 784-1201

System Approvals*

Approved for Legal Sufficiency:

Ray Bonilla

10/30/12

General Counsel

Date

Approved:

John Sharp
Chancellor

10/4/12
Date

*System approvals are contingent upon incorporation of any and all System-required changes in the rule's final posting.



Board Approved Operating Budgets

Fiscal Year Ending August 31, 2019

Table of Contents

Section	Title
1	Statement of Changes in Fund Balance
2	Functional and General Funds
3	Designated Funds
4	Designated Service Departments
5	Auxiliary Enterprises
6	Restricted Funds
7	Plant Funds
8	Transfers by Account
9	Allocations by Account
10	Index by Account Number
11	Index by Account Name
Appendix	Faculty Academic Workload Policy

Form: URGB01 (02/05/85)
Printed on a Xerox 9700 Laser Printing System at the Computing Services Center / Texas A&M University

Table of Contents

Section Title

BLANK PAGE

Form: URGB01 (02/05/85)
Printed on a Xerox 9700 Laser Printing System at the Computing Services Center / Texas A&M University

Statement of Changes in Fund Balance - Board Approved

Description	Current Funds: Functional and General	Current Funds: Designated	Current Funds: Auxiliary Enterprises	Current Funds: Restricted	Plant Funds	Total
Revenues						
State Approp - General Revenue	19,930,568					19,930,568
State Approp - Benefits Pd by St	3,363,244					3,363,244
Higher Education Fund	1,823,883					1,823,883
Tuition - State	3,218,819					3,218,819
Tuition - Designated		7,270,358				7,270,358
Discounts and Allowances-Tuition	731,598-	1,603,133-				2,334,731-
Fees	420	3,613,735	844,454			4,458,609
Discounts and Allowances-Fees	105-	943,762-	198,462-			1,142,329-
Exemptions	148,148	464,151	38,866			651,165
Contracts and Grants				502,758		502,758
Student Financial Assistance	800,000			4,346,425		5,146,425
Gifts				948,284		948,284
Sales and Services			1,512,756			1,512,756
Discounts and Allowances-Sales			370,099-			370,099-
Investment Income	48,000	250,000	38,500	120,000		456,500
Total Revenue	28,601,379	9,051,349	1,866,015	5,917,467		45,436,210
Expenses						
Salaries - Faculty	6,281,676	1,218,932				7,500,608
Salaries - Non-Faculty	7,100,642	858,073	534,442	341,164		8,834,321
Wages	9,598	400,916	35,042			445,556
Benefits	4,464,557	407,646	147,315	76,264		5,095,782
Utilities		688,656	156,600			845,256
Scholarships	1,044,107	1,435,331	38,866	4,936,709		7,455,013
Scholarship Discounts	475,417-	440,307-	56,027-	2,875,408-		3,847,159-
Operations and Maintenance	418,478	6,398,540	1,409,027	563,330		8,789,375
Equipment (Capitalized)	1,666,623					1,666,623
Total Expense(Less Service Depts)	20,510,264	10,967,787	2,265,265	3,042,059		36,785,375
Net Service Departments						
Total Expense	20,510,264	10,967,787	2,265,265	3,042,059		36,785,375
Transfers						
Retirement of Indebtedness	7,908,401-		899,500-			8,807,901-
Other Transfers	182,714-	1,759,372	1,298,750	2,875,408-		
Total Transfers	8,091,115-	1,759,372	399,250	2,875,408-		8,807,901-
Net Change in Fund Balance		157,066-				157,066-

Form: URGB01 (02/05/85)
Printed on a Xerox 9700 Laser Printing System at the Computing Services Center / Texas A&M University

Form: URGB01 (02/05/85)

Description	Current Funds: Functional and General	Current Funds: Designated	Current Funds: Auxiliary Enterprises	Current Funds: Restricted	Plant Funds	Total

****
* *
* BLANK PAGE *
* *
****

Printed on a Xerox 9700 Laser Printing System at the Computing Services Center / Texas A&M University

Form: URGB01 (02/05/85)

Account	Description	Beginning Balance	Revenues	Net Allocations	Expenditures	Increase (Decrease)	Ending Balance
100001	LEGISLATIVE APPROPRIATION						
	Revenue						
	State Approp - Gene		19,930,568				
	Account Total	0	19,930,568	19,930,568-	0	0	0
100003	LEGISLATIVE APPROPRIATION OASI						
	Revenue						
	State Approp - Bene		846,535				
	Account Total	0	846,535	846,535-	0	0	0
100004	FUND 0001 GIP						
	Revenue						
	State Approp - Bene		1,735,345				
	Account Total	0	1,735,345	1,735,345-	0	0	0
100007	HIGHER EDUCATION FUNDS						
	Revenue						
	Higher Education Fu		1,823,883				
	Account Total	0	1,823,883	1,823,883-	0	0	0
100008	FUND 0001 RETIREMENT - ORP						
	Revenue						
	State Approp - Bene		242,788				
	Account Total	0	242,788	242,788-	0	0	0
100013	FUND 0001 RETIREMENT - TRS						
	Revenue						
	State Approp - Bene		538,576				
	Account Total	0	538,576	538,576-	0	0	0
100100-00000	STATUTORY TUITION						
	Revenue						
	Tuition - State		3,110,894				
	Account Total	0	3,110,894	3,110,894-	0	0	0
100500-00000	GRADUATE TUITION						
	Revenue						
	Tuition - State		107,925				
	Account Total	0	107,925	107,925-	0	0	0
100815	INTEREST INCOME STATE TREASURY						
	Revenue						
	Investment Income		48,000				
	Account Total	0	48,000	48,000-	0	0	0
100820	LAB FEES						
	Revenue						
	Fees		420				
	Account Total	0	420	420-	0	0	0

Printed on a Xerox 9700 Laser Printing System at the Computing Services Center / Texas A&M University

Form: URGB01 (02/05/85)

Account	Description	Beginning Balance	Revenues	Net Allocations	Expenditures	Increase (Decrease)	Ending Balance
120000	COLLEGE OF ARTS, SCI & EDUCATION						
	Expense						
	Salaries - Faculty				1,839,415		
	Salaries - Non-Faculty				367,581		
	Account Total	0	0	2,206,996	2,206,996	0	0
121000	COLLEGE OF BUSI, ENGINEERING & TECH						
	Expense						
	Salaries - Faculty				1,501,114		
	Salaries - Non-Faculty				271,044		
	Account Total	0	0	1,772,158	1,772,158	0	0
126800	TECHNOLOGY & DISTANCE EDU - IE						
	Expense						
	Salaries - Non-Faculty				395,832		
	Account Total	0	0	395,832	395,832	0	0
131000	OFFICE OF RESEARCH						
	Expense						
	Salaries - Non-Faculty				31,989		
	Account Total	0	0	31,989	31,989	0	0
131001	OFFICE OF GRADUATE STUDIES						
	Expense						
	Salaries - Non-Faculty				154,509		
	Account Total	0	0	154,509	154,509	0	0
132005	LIBRARY - IE						
	Expense						
	Salaries - Non-Faculty				386,470		
	Account Total	0	0	386,470	386,470	0	0
132750	TEXAS GRANTS PROGRAM-RENEWAL YR						
	Revenue						
	Student Financial A		348,022				
	Expense						
	Scholarships				348,022		
	Account Total	0	348,022	0	348,022	0	0
132755	TEXAS GRANTS PROGRAM-INITIAL YR						
	Revenue						
	Student Financial A		451,978				
	Expense						
	Scholarships				451,978		
	Account Total	0	451,978	0	451,978	0	0

Printed on a Xerox 9700 Laser Printing System at the Computing Services Center / Texas A&M University

Form: URGB01 (02/05/85)

Account	Description	Beginning Balance	Revenues	Net Allocations	Expenditures	Increase (Decrease)	Ending Balance
150000	NORTHEAST TEXAS EDUCATION PART						
	Expense						
	Salaries - Non-Faculty				64,186		
	Account Total	0	0	64,186	64,186	0	0
150100	ACADEMIC PROGRAM EXPANSION						
	Expense						
	Salaries - Faculty				394,175		
	Account Total	0	0	394,175	394,175	0	0
150110	BIOLOGY PROGRAM						
	Expense						
	Salaries - Faculty				90,595		
	Account Total	0	0	90,595	90,595	0	0
150200	DOWNWARD EXPANSION - CASE						
	Expense						
	Salaries - Faculty				696,046		
	Salaries - Non-Faculty				27,997		
	Account Total	0	0	724,043	724,043	0	0
150201	DOWNWARD EXPANSION - CBET						
	Expense						
	Salaries - Faculty				518,763		
	Salaries - Non-Faculty				27,997		
	Account Total	0	0	546,760	546,760	0	0
150400	INSTIT ENHANCEMENT - CASE						
	Expense						
	Salaries - Faculty				451,115		
	Account Total	0	0	451,115	451,115	0	0
150401	INSTIT ENHANCEMENT - CBET						
	Expense						
	Salaries - Faculty				264,585		
	Account Total	0	0	264,585	264,585	0	0
150410	STUDENT VISION ENDOWMENT MATCHING						
	Expense						
	Scholarships				95,959		
	Account Total	0	0	95,959	95,959	0	0
150500	NURSING PROGRAM SPECIAL ITEM						
	Expense						
	Salaries - Faculty				525,868		
	Salaries - Non-Faculty				56,309		
	Account Total	0	0	582,177	582,177	0	0

Printed on a Xerox 9700 Laser Printing System at the Computing Services Center / Texas A&M University

Form: URGB01 (02/05/85)

Account	Description	Beginning Balance	Revenues	Net Allocations	Expenditures	Increase (Decrease)	Ending Balance
150600	STUDENT SUCCESS PROGRAM SPEC ITEM						
	Expense						
	Salaries - Non-Faculty				340,336		
	Account Total	0	0	340,336	340,336	0	0
150604	STUD SUC SPEC ITEM -CELA						
	Expense						
	Salaries - Non-Faculty				14,736		
	Account Total	0	0	14,736	14,736	0	0
150606	STUD SUC SPEC ITEM -FIN AID						
	Expense						
	Salaries - Non-Faculty				41,814		
	Account Total	0	0	41,814	41,814	0	0
150627	STUD SUC SPEC ITEM -VPASA						
	Expense						
	Salaries - Non-Faculty				54,041		
	Account Total	0	0	54,041	54,041	0	0
150628	STUD SUC SPEC ITEM -CAREER SERVICES						
	Expense						
	Salaries - Non-Faculty				71,575		
	Account Total	0	0	71,575	71,575	0	0
150650	STUD SUC SPEC ITEM- QEP						
	Expense						
	Salaries - Non-Faculty				12,295		
	Account Total	0	0	12,295	12,295	0	0
160000	OFFICE OF THE PRESIDENT						
	Expense						
	Salaries - Non-Faculty				247,840		
	Wages				7,200		
	Account Total	0	0	255,040	255,040	0	0
160001	E&G PRESIDENT'S DIV SURPLUS						
	Expense						
	Operations and Maintenance				130,844		
	Account Total	0	0	130,844	130,844	0	0
161000	ADMISSIONS OFFICE						
	Expense						
	Salaries - Non-Faculty				220,260		
	Account Total	0	0	220,260	220,260	0	0

Printed on a Xerox 9700 Laser Printing System at the Computing Services Center / Texas A&M University

Form: URGB01 (02/05/85)

Account	Description	Beginning Balance	Revenues	Net Allocations	Expenditures	Increase (Decrease)	Ending Balance
161100	REGISTRAR OFFICE						
	Expense						
	Salaries - Non-Faculty				187,863		
	Account Total	0	0	187,863	187,863	0	0
161200	FINANCIAL AID & VETERANS SERVICES						
	Expense						
	Salaries - Non-Faculty				251,415		
	Account Total	0	0	251,415	251,415	0	0
161300	ENROLLMENT SERVICES						
	Expense						
	Salaries - Non-Faculty				642,610		
	Account Total	0	0	642,610	642,610	0	0
161400	UNIVERSITY ADVANCEMENT						
	Expense						
	Salaries - Non-Faculty				442,662		
	Account Total	0	0	442,662	442,662	0	0
161420	COMMUNICATIONS						
	Expense						
	Salaries - Non-Faculty				62,705		
	Account Total	0	0	62,705	62,705	0	0
161500	ASST VICE PRES STUDENT ACCESS/SUCCE						
	Expense						
	Salaries - Non-Faculty				89,091		
	Account Total	0	0	89,091	89,091	0	0
161600	STUDENT SUPPORT SERVICES						
	Expense						
	Salaries - Non-Faculty				77,458		
	Account Total	0	0	77,458	77,458	0	0
162000	PROVOST & VP ACAD & STUDENT AFFAIRS						
	Expense						
	Salaries - Non-Faculty				452,700		
	Account Total	0	0	452,700	452,700	0	0
162010	INSTITUTIONAL DATA MANAGEMENT						
	Expense						
	Salaries - Non-Faculty				162,650		
	Account Total	0	0	162,650	162,650	0	0
162015	ASSOCIATE PROVOST SUPPORT STAFF						
	Expense						
	Salaries - Non-Faculty				34,686		
	Account Total	0	0	34,686	34,686	0	0

Printed on a Xerox 9700 Laser Printing System at the Computing Services Center / Texas A&M University

Form: URGB01 (02/05/85)

Account	Description	Beginning Balance	Revenues	Net Allocations	Expenditures	Increase (Decrease)	Ending Balance
162020	ADVISING & STUDENT SUCCESS						
	Expense						
	Salaries - Non-Faculty				93,758		
	Account Total	0	0	93,758	93,758	0	0
163000	VICE PRES FINANCE & ADMINISTRATION						
	Expense						
	Salaries - Non-Faculty				319,979		
	Account Total	0	0	319,979	319,979	0	0
163010	BUDGET OFFICE						
	Expense						
	Salaries - Non-Faculty				82,295		
	Account Total	0	0	82,295	82,295	0	0
163100	BUSINESS OFFICE						
	Expense						
	Salaries - Non-Faculty				184,127		
	Account Total	0	0	184,127	184,127	0	0
163200	ACCOUNTING OFFICE						
	Expense						
	Salaries - Non-Faculty				393,206		
	Account Total	0	0	393,206	393,206	0	0
163250	ENVIRONMENTAL HEALTH & SAFETY						
	Expense						
	Salaries - Non-Faculty				59,407		
	Account Total	0	0	59,407	59,407	0	0
163300	PURCHASING OFFICE						
	Expense						
	Salaries - Non-Faculty				103,203		
	Account Total	0	0	103,203	103,203	0	0
163400	PAYROLL OFFICE						
	Expense						
	Salaries - Non-Faculty				43,497		
	Account Total	0	0	43,497	43,497	0	0
163600	HUMAN RESOURCES						
	Expense						
	Salaries - Non-Faculty				178,670		
	Account Total	0	0	178,670	178,670	0	0
170001	WCI INSTIT - INSTRUCTION						
	Expense						
	Benefits				14,911		
	Account Total	0	0	14,911	14,911	0	0

Printed on a Xerox 9700 Laser Printing System at the Computing Services Center / Texas A&M University

Form: URGB01 (02/05/85)

Account	Description	Beginning Balance	Revenues	Net Allocations	Expenditures	Increase (Decrease)	Ending Balance
170005	WCI INSTIT - INSTIT SUPPORT						
	Expense						
	Benefits				14,911		
	Account Total	0	0	14,911	14,911	0	0
170200	STAFF BENEFITS - LOCAL BUDGET						
	Expense						
	Benefits				1,071,491		
	Account Total	0	0	1,071,491	1,071,491	0	0
170300	STAFF BENEFITS-BUDGET STATE						
	Expense						
	Benefits				3,363,244		
	Account Total	0	0	3,363,244	3,363,244	0	0
170400	STAFF BENEFITS - LONGEVITY						
	Expense						
	Salaries - Non-Faculty				118,729		
	Account Total	0	0	118,729	118,729	0	0
180400	UNIVERSITY POLICE DEPARTMENT						
	Expense						
	Salaries - Non-Faculty				333,120		
	Wages				2,398		
	Account Total	0	0	335,518	335,518	0	0
182000	TUITION REMISSIONS & EXEMPTIONS						
	Revenue						
	Exemptions		148,148				
	Expense						
	Scholarships				148,148		
	Account Total	0	148,148	0	148,148	0	0
186010	HEF LIBRARY						
	Expense						
	Equipment (Capitalized)				449,242		
	Account Total	0	0	449,242	449,242	0	0
186125	RESERVE-HIGHER EDUCATION FUNDS						
	Expense						
	Equipment (Capitalized)				877,884		
	Account Total	0	0	877,884	877,884	0	0
186145	HEF INFORMATION TECHNOLOGY						
	Expense						
	Equipment (Capitalized)				339,497		
	Account Total	0	0	339,497	339,497	0	0

Printed on a Xerox 9700 Laser Printing System at the Computing Services Center / Texas A&M University

Form: URGB01 (02/05/85)

Account	Description	Beginning Balance	Revenues	Net Allocations	Expenditures	Increase (Decrease)	Ending Balance
197000	E&G ACADEMIC SUPPORT BUDGET						
	Expense						
	Operations and Maintenance				112,758		
	Account Total	0	0	112,758	112,758	0	0
197002	E&G STUDENT SERVICE BUDGET						
	Expense						
	Operations and Maintenance				103,410		
	Account Total	0	0	103,410	103,410	0	0
199800	E&G BUDGETING EXPENSE						
	Expense						
	Operations and Maintenance				10,000		
	Account Total	0	0	10,000	10,000	0	0
199900	E&G CONTINGENCY						
	Expense						
	Operations and Maintenance				61,466		
	Account Total	0	0	61,466	61,466	0	0
199994	DISCOUNTS E&G SCHOLARSHIPS						
	Revenue						
	Discounts and Allow		731,598-				
	Discounts and Allow		105-				
	Expense						
	Scholarship Discounts				475,417-		
	Account Total	0	731,703-	256,286	475,417-	0	0

Printed on a Xerox 9700 Laser Printing System at the Computing Services Center / Texas A&M University

Form: URGB01 (02/05/85)

Account	Description	Beginning Balance	Revenues	Net Allocations	Expenditures	Increase (Decrease)	Ending Balance
Functional and General Funds - Board Approved							
	Revenue						
	State Approp - Gene		19,930,568				
	State Approp - Bene		3,363,244				
	Higher Education Fu		1,823,883				
	Tuition - State		3,218,819				
	Discounts and Allow		731,598-				
	Fees		420				
	Discounts and Allow		105-				
	Exemptions		148,148				
	Student Financial A		800,000				
	Investment Income		48,000				
	Expense						
	Salaries - Faculty				6,281,676		
	Salaries - Non-Faculty				7,100,642		
	Wages				9,598		
	Benefits				4,464,557		
	Scholarships				1,044,107		
	Scholarship Discounts				475,417-		
	Operations and Maintenance				418,478		
	Equipment (Capitalized)				1,666,623		
	Grand Total	0	28,601,379	8,091,115-	20,510,264	0	0

Printed on a Xerox 9700 Laser Printing System at the Computing Services Center / Texas A&M University

Form: URGB01 (02/05/85)

Account	Description	Beginning Balance	Revenues	Net Allocations	Expenditures	Increase (Decrease)	Ending Balance

****
* *
* BLANK PAGE *
* *
****

Printed on a Xerox 9700 Laser Printing System at the Computing Services Center / Texas A&M University

Form: URGB01 (02/05/85)

Account	Description	Beginning Balance	Revenues	Net Allocations	Expenditures	Increase (Decrease)	Ending Balance
200005	DESIGNATED TUITION						
	Revenue						
	Tuition - Designate		7,270,358				
	Account Total	0	7,270,358	7,270,358-	0	0	0
200006	DESIGNATED SET ASIDE						
	Expense						
	Scholarships				436,221		
	Account Total	0	0	436,221	436,221	0	0
200033	CONCUR TRAVEL FEES						
	Expense						
	Operations and Maintenance				10,000		
	Account Total	0	0	10,000	10,000	0	0
200035	BANK SERVICE CHARGES						
	Expense						
	Operations and Maintenance				8,500		
	Account Total	0	0	8,500	8,500	0	0
200060	CREDIT CARD SERVICES						
	Expense						
	Operations and Maintenance				85,000		
	Account Total	0	0	85,000	85,000	0	0
200070	HUB COORDINATOR SUPPORT						
	Expense						
	Operations and Maintenance				1,500		
	Account Total	0	0	1,500	1,500	0	0
200105	STUDENT SUPPORT SERVICES						
	Expense						
	Salaries - Non-Faculty				9,864		
	Benefits				2,893		
	Account Total	0	0	12,757	12,757	0	0
200125	NURSING ACCREDITATION						
	Expense						
	Operations and Maintenance				10,000		
	Account Total	0	0	10,000	10,000	0	0
200175	QUALITY ENHANCEMENT PLAN						
	Expense						
	Wages				20,000		
	Benefits				5,000		
	Operations and Maintenance				10,000		
	Account Total	0	0	35,000	35,000	0	0

Printed on a Xerox 9700 Laser Printing System at the Computing Services Center / Texas A&M University

Form: URGB01 (02/05/85)

Account	Description	Beginning Balance	Revenues	Net Allocations	Expenditures	Increase (Decrease)	Ending Balance
200810	WORKERS COMPENSATION						
	Expense						
	Benefits				4,000		
	Account Total	0	0	4,000	4,000	0	0
200996	DESIGNATED INSURANCE						
	Expense						
	Operations and Maintenance				55,000		
	Account Total	0	0	55,000	55,000	0	0
200997	EMPLOYER INSURANCE SUPPLEMENT						
	Expense						
	Benefits				30,000		
	Account Total	0	0	30,000	30,000	0	0
201000	CASE - ARTS, SCIENCES & EDUCATION						
	Expense						
	Salaries - Faculty				653,239		
	Salaries - Non-Faculty				13,720		
	Benefits				89,593		
	Operations and Maintenance				137,240		
	Account Total	0	0	893,792	893,792	0	0
201005	A&M TEXARKANA NTCC CENTER						
	Expense						
	Salaries - Non-Faculty				3,474		
	Wages				1,688		
	Benefits				2,000		
	Account Total	0	0	7,162	7,162	0	0
201100	CBET - BUSINESS, ENG & TECHNOLOGY						
	Expense						
	Salaries - Faculty				514,145		
	Salaries - Non-Faculty				10,120		
	Benefits				65,000		
	Operations and Maintenance				125,739		
	Account Total	0	0	715,004	715,004	0	0
201101	COLLEGE OF BUS PROF DEVELOPMENT						
	Expense						
	Operations and Maintenance				30,000		
	Account Total	0	0	30,000	30,000	0	0
202001	INFORMATION TECHNOLOGY OPERATIONS						
	Expense						
	Operations and Maintenance				63,364		
	Account Total	0	0	63,364	63,364	0	0

Printed on a Xerox 9700 Laser Printing System at the Computing Services Center / Texas A&M University

Form: URGB01 (02/05/85)

Account	Description	Beginning Balance	Revenues	Net Allocations	Expenditures	Increase (Decrease)	Ending Balance
203000	REGISTRAR OFFICE						
	Expense						
	Operations and Maintenance				32,796		
	Account Total	0	0	32,796	32,796	0	0
203150	LIBRARY						
	Expense						
	Operations and Maintenance				585,250		
	Account Total	0	0	585,250	585,250	0	0
203225	USF PLACE						
	Expense						
	Operations and Maintenance				50,000		
	Account Total	0	0	50,000	50,000	0	0
203500	USF UNIVERSITY SERVICE						
	Revenue						
	Fees		2,258,852				
	Account Total	0	2,258,852	2,258,852-	0	0	0
203505	USF STUDENT ORGANIZATIONS						
	Expense						
	Operations and Maintenance				40,000		
	Account Total	0	0	40,000	40,000	0	0
203515	USF STUDENT GOVERNMENT ASSOCIATION						
	Expense						
	Operations and Maintenance				3,500		
	Account Total	0	0	3,500	3,500	0	0
203525	USF CAREER SERVICES & OPERATIONS						
	Expense						
	Operations and Maintenance				15,230		
	Account Total	0	0	15,230	15,230	0	0
203530	USF CAMPUS PROGRAMS & ACTIVITIES						
	Expense						
	Operations and Maintenance				55,000		
	Account Total	0	0	55,000	55,000	0	0
203535	USF SPECIAL EVENTS,WRKSHOPS,SEMINAR						
	Expense						
	Operations and Maintenance				30,800		
	Account Total	0	0	30,800	30,800	0	0

Printed on a Xerox 9700 Laser Printing System at the Computing Services Center / Texas A&M University

Form: URGB01 (02/05/85)

Account	Description	Beginning Balance	Revenues	Net Allocations	Expenditures	Increase (Decrease)	Ending Balance
203540-00000	USF STUDENT SUPPORT SERVICES						
	Expense						
	Wages				17,000		
	Benefits				170		
	Operations and Maintenance				42,006		
	Account Total	0	0	59,176	59,176	0	0
203545	USF REGISTRAR						
	Expense						
	Salaries - Non-Faculty				30,804		
	Benefits				4,150		
	Operations and Maintenance				47,661		
	Account Total	0	0	82,615	82,615	0	0
203550	USF FINANCIAL AID						
	Expense						
	Operations and Maintenance				20,525		
	Account Total	0	0	20,525	20,525	0	0
203565	USF IT CONTRACTS						
	Expense						
	Operations and Maintenance				336,407		
	Account Total	0	0	336,407	336,407	0	0
203575	USF INFORMATION TECHNOLOGY						
	Expense						
	Operations and Maintenance				125,173		
	Account Total	0	0	125,173	125,173	0	0
203600	USF LIBRARY						
	Expense						
	Wages				20,000		
	Operations and Maintenance				156,783		
	Account Total	0	0	176,783	176,783	0	0
203605	USF CASE						
	Expense						
	Operations and Maintenance				244,347		
	Account Total	0	0	244,347	244,347	0	0
203615	USF CBET						
	Expense						
	Operations and Maintenance				235,000		
	Account Total	0	0	235,000	235,000	0	0

Printed on a Xerox 9700 Laser Printing System at the Computing Services Center / Texas A&M University

Form: URGB01 (02/05/85)

Account	Description	Beginning Balance	Revenues	Net Allocations	Expenditures	Increase (Decrease)	Ending Balance
203630	USF ADMISSIONS OFFICE						
	Expense						
	Salaries - Non-Faculty				70,000		
	Wages				31,609		
	Benefits				316		
	Operations and Maintenance				73,400		
	Account Total	0	0	175,325	175,325	0	0
203640	USF CONVOCATION						
	Expense						
	Operations and Maintenance				4,650		
	Account Total	0	0	4,650	4,650	0	0
203645	USF PROVOST						
	Expense						
	Operations and Maintenance				15,000		
	Account Total	0	0	15,000	15,000	0	0
203646	USF A&M NTCC CENTER						
	Expense						
	Operations and Maintenance				25,217		
	Account Total	0	0	25,217	25,217	0	0
203655	USF VPFA						
	Expense						
	Operations and Maintenance				11,113		
	Account Total	0	0	11,113	11,113	0	0
203665-00000	USF ADVISING AND SUCCESS						
	Expense						
	Wages				4,320		
	Benefits				400		
	Operations and Maintenance				13,504		
	Account Total	0	0	18,224	18,224	0	0
203667	USF FYE						
	Expense						
	Wages				50,720		
	Benefits				641		
	Operations and Maintenance				18,950		
	Account Total	0	0	70,311	70,311	0	0
203668	USF SUCCESS CENTER						
	Expense						
	Wages				69,720		
	Benefits				4,500		
	Operations and Maintenance				18,120		
	Account Total	0	0	92,340	92,340	0	0

Printed on a Xerox 9700 Laser Printing System at the Computing Services Center / Texas A&M University

Form: URGB01 (02/05/85)

Account	Description	Beginning Balance	Revenues	Net Allocations	Expenditures	Increase (Decrease)	Ending Balance
203669	USF AVP STUDENT ACCESS & SUCCESS						
	Expense						
	Wages				720		
	Benefits				60		
	Operations and Maintenance				9,274		
	Account Total	0	0	10,054	10,054	0	0
203677	USF BUSINESS OFFICE						
	Expense						
	Operations and Maintenance				14,500		
	Account Total	0	0	14,500	14,500	0	0
206000	PRESIDENT'S OFFICE						
	Expense						
	Operations and Maintenance				79,286		
	Account Total	0	0	79,286	79,286	0	0
206005	ADMINISTRATIVE SERVICES/COMMERCE						
	Expense						
	Operations and Maintenance				357,249		
	Account Total	0	0	357,249	357,249	0	0
206022	SYSTEM OPERATIONS SUPPORT						
	Expense						
	Operations and Maintenance				326,345		
	Account Total	0	0	326,345	326,345	0	0
206025	TAMUS SUPPORT SERVICES						
	Expense						
	Operations and Maintenance				205,540		
	Account Total	0	0	205,540	205,540	0	0
206100	ADMISSIONS OFFICE						
	Expense						
	Operations and Maintenance				56,631		
	Account Total	0	0	56,631	56,631	0	0
206130	ENROLLMENT SERVICES						
	Expense						
	Wages				2,800		
	Benefits				200		
	Operations and Maintenance				20,000		
	Account Total	0	0	23,000	23,000	0	0
206140	UNIVERSITY ADVANCEMENT OFFICE						
	Expense						
	Operations and Maintenance				345,642		
	Account Total	0	0	345,642	345,642	0	0

Printed on a Xerox 9700 Laser Printing System at the Computing Services Center / Texas A&M University

Form: URGB01 (02/05/85)

Account	Description	Beginning Balance	Revenues	Net Allocations	Expenditures	Increase (Decrease)	Ending Balance
206200	PROVOST & VP ACAD & STUDENT AFFAIRS						
	Expense						
	Operations and Maintenance				298,291		
	Account Total	0	0	298,291	298,291	0	0
206215	ASSOC PROVOST OPERATIONS & TRAVEL						
	Expense						
	Operations and Maintenance				104,905		
	Account Total	0	0	104,905	104,905	0	0
206250	INTERNATIONAL STUDIES OFFICE-SALARY						
	Expense						
	Salaries - Non-Faculty				12,535		
	Benefits				6,216		
	Account Total	0	0	18,751	18,751	0	0
206300	VPFA OFFICE						
	Expense						
	Operations and Maintenance				84,457		
	Account Total	0	0	84,457	84,457	0	0
206301	VPFA PROFESSIONAL DEVELOPMENT						
	Expense						
	Operations and Maintenance				30,000		
	Account Total	0	0	30,000	30,000	0	0
206302	FINANCE & ADMIN DIV CONTRACTS						
	Expense						
	Operations and Maintenance				208,560		
	Account Total	0	0	208,560	208,560	0	0
206320	ACCOUNTING OFFICE						
	Expense						
	Salaries - Non-Faculty				12,668		
	Benefits				4,606		
	Operations and Maintenance				8,500		
	Account Total	0	0	25,774	25,774	0	0
206330	PURCHASING OFFICE						
	Expense						
	Operations and Maintenance				2,500		
	Account Total	0	0	2,500	2,500	0	0
206360	HUMAN RESOURCE OFFICE						
	Expense						
	Operations and Maintenance				7,000		
	Account Total	0	0	7,000	7,000	0	0

Printed on a Xerox 9700 Laser Printing System at the Computing Services Center / Texas A&M University

Form: URGB01 (02/05/85)

Account	Description	Beginning Balance	Revenues	Net Allocations	Expenditures	Increase (Decrease)	Ending Balance
206361	LOCAL RECRUITING						
	Expense						
	Operations and Maintenance				6,000		
	Account Total	0	0	6,000	6,000	0	0
208040	UNIVERSITY POLICE DEPARTMENT						
	Expense						
	Salaries - Non-Faculty				5,640		
	Wages				19		
	Benefits				1,902		
	Operations and Maintenance				14,000		
	Account Total	0	0	21,561	21,561	0	0
208050	UTILITIES						
	Expense						
	Utilities				551,656		
	Account Total	0	0	551,656	551,656	0	0
208051	REFUSE						
	Expense						
	Utilities				16,000		
	Account Total	0	0	16,000	16,000	0	0
209010	SSC CONTRACTED SERVICES						
	Expense						
	Operations and Maintenance				870,295		
	Account Total	0	0	870,295	870,295	0	0
209020	SSC REPAIRS & MAINTENANCE						
	Expense						
	Operations and Maintenance				310,000		
	Account Total	0	0	310,000	310,000	0	0
211090	TPEG-RESIDENT						
	Expense						
	Scholarships				439,000		
	Account Total	0	0	439,000	439,000	0	0
215300	LATE REGISTRATION FEES						
	Revenue						
	Fees		1,000				
	Account Total	0	1,000	1,000-	0	0	0
215310	INSTALLMENT PAYMENT PLAN						
	Revenue						
	Fees		35,325				
	Account Total	0	35,325	35,325-	0	0	0

Printed on a Xerox 9700 Laser Printing System at the Computing Services Center / Texas A&M University

Form: URGB01 (02/05/85)

Account	Description	Beginning Balance	Revenues	Net Allocations	Expenditures	Increase (Decrease)	Ending Balance
215450	DISTANCE ED FEE						
	Revenue						
	Fees		713,040				
	Account Total	0	713,040	713,040-	0	0	0
215451-00000	DISTANCE EDUCATION						
	Expense						
	Operations and Maintenance				88,411		
	Account Total	0	0	88,411	88,411	0	0
215452-00000	DISTANCE EDUCATION TECHNOLOGY						
	Expense						
	Salaries - Non-Faculty				390,840		
	Benefits				114,064		
	Account Total	0	0	504,904	504,904	0	0
215454	DISTANCE ED FEE - TESTING CENTER						
	Expense						
	Salaries - Non-Faculty				46,242		
	Benefits				8,626		
	Account Total	0	0	54,868	54,868	0	0
215456	DISTANCE ED FEE - CASE						
	Expense						
	Salaries - Faculty				51,548		
	Benefits				13,309		
	Account Total	0	0	64,857	64,857	0	0
215810	STUDENT VISION ENDOW. SCHOLAR FEE						
	Revenue						
	Fees		95,959				
	Expense						
	Scholarships				95,959		
	Account Total	0	95,959	0	95,959	0	0
215900	RECREATIONAL SPORTS FEE						
	Revenue						
	Fees		459,559				
	Account Total	0	459,559	459,559-	0	0	0
215910-00000	RECREATIONAL SPORTS						
	Expense						
	Salaries - Non-Faculty				42,180		
	Wages				87,000		
	Benefits				15,000		
	Utilities				121,000		
	Operations and Maintenance				26,350		
	Account Total	0	0	291,530	291,530	0	0

Printed on a Xerox 9700 Laser Printing System at the Computing Services Center / Texas A&M University

Form: URGB01 (02/05/85)

Account	Description	Beginning Balance	Revenues	Net Allocations	Expenditures	Increase (Decrease)	Ending Balance
215920	REC SPORTS FEE CONTINGENCY						
	Expense						
	Operations and Maintenance				76,560		
	Account Total	0	0	76,560	76,560	0	0
215940	REC CENTER OPERATIONS						
	Expense						
	Operations and Maintenance				91,469		
	Account Total	0	0	91,469	91,469	0	0
216005	APPLICATION FEE						
	Revenue						
	Fees		50,000				
	Account Total	0	50,000	50,000-	0	0	0
216010	INTEREST INCOME						
	Revenue						
	Investment Income		250,000				
	Account Total	0	250,000	250,000-	0	0	0
216060-00000	PRESIDENT'S SALARY SUPPLEMENT						
	Expense						
	Salaries - Non-Faculty				209,986		
	Wages				95,320		
	Benefits				35,000		
	Account Total	0	0	340,306	340,306	0	0
270300	TELEPHONE						
	Expense						
	Operations and Maintenance				20,000		
	Account Total	0	0	20,000	20,000	0	0
282000	DESIGNATED WAIVERS & EXEMPTIONS						
	Revenue						
	Exemptions		464,151				
	Expense						
	Scholarships				464,151		
	Account Total	0	464,151	0	464,151	0	0
299999	TUITION DISCOUNT/UNRESTRICED						
	Revenue						
	Discounts and Allow		1,603,133-				
	Discounts and Allow		943,762-				
	Expense						
	Scholarship Discounts				440,307-		
	Account Total	0	2,546,895-	2,106,588	440,307-	0	0

Printed on a Xerox 9700 Laser Printing System at the Computing Services Center / Texas A&M University

Form: URGB01 (02/05/85)

Account	Description	Beginning Balance	Revenues	Net Allocations	Expenditures	Increase (Decrease)	Ending Balance
Designated Funds - Board Approved							
	Revenue						
	Tuition - Designate		7,270,358				
	Discounts and Allow		1,603,133-				
	Fees		3,613,735				
	Discounts and Allow		943,762-				
	Exemptions		464,151				
	Investment Income		250,000				
	Expense						
	Salaries - Faculty				1,218,932		
	Salaries - Non-Faculty				858,073		
	Wages				400,916		
	Benefits				407,646		
	Utilities				688,656		
	Scholarships				1,435,331		
	Scholarship Discounts				440,307-		
	Operations and Maintenance				6,398,540		
	Grand Total	0	9,051,349	1,916,438	10,967,787	0	0

Printed on a Xerox 9700 Laser Printing System at the Computing Services Center / Texas A&M University

Form: URGB01 (02/05/85)

Account	Description	Beginning Balance	Revenues	Net Allocations	Expenditures	Increase (Decrease)	Ending Balance

****
*   *
* BLANK PAGE *
*   *
****

Printed on a Xerox 9700 Laser Printing System at the Computing Services Center / Texas A&M University

Form: URGB01 (02/05/85)

Account	Description	Beginning Balance	Revenues	Net Allocations	Expenditures	Increase (Decrease)	Ending Balance
270200	POSTAGE SERVICE CENTER						
	Revenue						
	Sales and Services		31,500				
	Expense						
	Operations and Maintenance				31,500		
	Account Total	0	31,500	0	31,500	0	0
270400	TRANSPORTATION						
	Revenue						
	Sales and Services		5,000				
	Expense						
	Operations and Maintenance				5,000		
	Account Total	0	5,000	0	5,000	0	0
270501	UNEMPLOYEMNT COMP INS - BUDGETED						
	Revenue						
	Sales and Services		15,000				
	Expense						
	Benefits				15,000		
	Account Total	0	15,000	0	15,000	0	0
270600	INTERNAL PRINTING						
	Revenue						
	Sales and Services		13,500				
	Expense						
	Operations and Maintenance				13,500		
	Account Total	0	13,500	0	13,500	0	0
279900	LUMP SUM VACATION PAYMENTS						
	Revenue						
	Other Operating Inc		7,500				
	Expense						
	Benefits				7,500		
	Account Total	0	7,500	0	7,500	0	0

Printed on a Xerox 9700 Laser Printing System at the Computing Services Center / Texas A&M University

Form: URGB01 (02/05/85)

Account	Description	Beginning Balance	Revenues	Net Allocations	Expenditures	Increase (Decrease)	Ending Balance
Designated Service Departments - Board Approved							
	Revenue						
	Sales and Services		65,000				
	Other Operating Inc		7,500				
	Expense						
	Benefits				22,500		
	Operations and Maintenance				50,000		
	Grand Total	0	72,500	0	72,500	0	0

Printed on a Xerox 9700 Laser Printing System at the Computing Services Center / Texas A&M University

Form: URGB01 (02/05/85)

Account	Description	Beginning Balance	Revenues	Net Allocations	Expenditures	Increase (Decrease)	Ending Balance
315700	PARKING PERMIT REVENUE						
	Revenue						
	Sales and Services		36,750				
	Account Total	0	36,750	36,750-	0	0	0
315710	PARKING CONTINGENCY						
	Expense						
	Operations and Maintenance				36,750		
	Account Total	0	0	36,750	36,750	0	0
320000	UNIVERSITY CENTER FEE						
	Revenue						
	Fees		143,939				
	Account Total	0	143,939	143,939-	0	0	0
320010	UNIVERSITY CENTER FEE UTILITIES						
	Expense						
	Utilities				36,600		
	Account Total	0	0	36,600	36,600	0	0
320030	UNIVERSITY CENTER FEE CONTINGENCY						
	Expense						
	Operations and Maintenance				107,339		
	Account Total	0	0	107,339	107,339	0	0
360010	BRINGLE LAKE VILLAGE						
	Expense						
	Wages				35,000		
	Benefits				350		
	Operations and Maintenance				217,652		
	Account Total	0	0	253,002	253,002	0	0
360015	BRINGLE LAKE VILLAGE UTILITIES						
	Expense						
	Utilities				120,000		
	Account Total	0	0	120,000	120,000	0	0
360020	BRINGLE LAKE VILLAGE REVENUES						
	Revenue						
	Sales and Services		1,476,006				
	Account Total	0	1,476,006	1,476,006-	0	0	0
360030	BRINGLE LAKE VILLAGE CAPITAL RPLCMT						
	Expense						
	Operations and Maintenance				20,000		
	Account Total	0	0	20,000	20,000	0	0

Printed on a Xerox 9700 Laser Printing System at the Computing Services Center / Texas A&M University

Form: URGB01 (02/05/85)

Account	Description	Beginning Balance	Revenues	Net Allocations	Expenditures	Increase (Decrease)	Ending Balance
360050	RESIDENCE LIFE						
	Expense						
	Salaries - Non-Faculty				31,694		
	Benefits				12,495		
	Account Total	0	0	44,189	44,189	0	0
360070	PURCHASED SECURITY SERV-RES LIVING						
	Expense						
	Salaries - Non-Faculty				19,321		
	Wages				42		
	Benefits				3,356		
	Account Total	0	0	22,719	22,719	0	0
360400	ATHLETIC FEE						
	Revenue						
	Fees		493,372				
	Account Total	0	493,372	493,372-	0	0	0
360405	ATHLETICS OPERATIONS						
	Expense						
	Salaries - Non-Faculty				136,721		
	Benefits				41,601		
	Operations and Maintenance				858,939		
	Account Total	0	0	1,037,261	1,037,261	0	0
360420	WOMEN'S SOCCER						
	Expense						
	Salaries - Non-Faculty				64,820		
	Benefits				16,473		
	Account Total	0	0	81,293	81,293	0	0
360440	BASEBALL						
	Expense						
	Salaries - Non-Faculty				55,837		
	Benefits				15,762		
	Account Total	0	0	71,599	71,599	0	0
360450	TENNIS						
	Expense						
	Salaries - Non-Faculty				24,000		
	Benefits				2,596		
	Account Total	0	0	26,596	26,596	0	0
360460	SOFTBALL						
	Expense						
	Salaries - Non-Faculty				48,240		
	Benefits				14,599		
	Account Total	0	0	62,839	62,839	0	0

Printed on a Xerox 9700 Laser Printing System at the Computing Services Center / Texas A&M University

Form: URGB01 (02/05/85)

Account	Description	Beginning Balance	Revenues	Net Allocations	Expenditures	Increase (Decrease)	Ending Balance
369999	BLV CAPITAL RESERVE PLAN						
	Expense						
	Operations and Maintenance				116,596		
	Account Total	0	0	116,596	116,596	0	0
375010	STUDENT HEALTH FEE						
	Revenue						
	Fees		207,143				
	Account Total	0	207,143	207,143-	0	0	0
375030	COUNSELING SERVICES						
	Expense						
	Salaries - Non-Faculty				153,809		
	Benefits				40,083		
	Operations and Maintenance				13,251		
	Account Total	0	0	207,143	207,143	0	0
382000	AUX WAIVERS AND EXEMPTIONS						
	Revenue						
	Exemptions		38,866				
	Expense						
	Scholarships				38,866		
	Account Total	0	38,866	0	38,866	0	0
391001	BUDGETED AUX INTEREST INCOME						
	Revenue						
	Investment Income		38,500				
	Expense						
	Operations and Maintenance				38,500		
	Account Total	0	38,500	0	38,500	0	0
399999	DISCOUNTS AUX FEES & SALES						
	Revenue						
	Discounts and Allow		198,462-				
	Discounts and Allow		370,099-				
	Expense						
	Scholarship Discounts				56,027-		
	Account Total	0	568,561-	512,534	56,027-	0	0

Printed on a Xerox 9700 Laser Printing System at the Computing Services Center / Texas A&M University

Form: URGB01 (02/05/85)

Account	Description	Beginning Balance	Revenues	Net Allocations	Expenditures	Increase (Decrease)	Ending Balance
Auxiliary Enterprises - Board Approved							
	Revenue						
	Fees		844,454				
	Discounts and Allow		198,462-				
	Exemptions		38,866				
	Sales and Services		1,512,756				
	Discounts and Allow		370,099-				
	Investment Income		38,500				
	Expense						
	Salaries - Non-Faculty				534,442		
	Wages				35,042		
	Benefits				147,315		
	Utilities				156,600		
	Scholarships				38,866		
	Scholarship Discounts				56,027-		
	Operations and Maintenance				1,409,027		
	Grand Total	0	1,866,015	399,250	2,265,265	0	0

Printed on a Xerox 9700 Laser Printing System at the Computing Services Center / Texas A&M University

Form: URGB01 (02/05/85)

Account	Description	Beginning Balance	Revenues	Net Allocations	Expenditures	Increase (Decrease)	Ending Balance
499992	RESTRICTED BUDGET INFO-ACADEMIC SUP						
	Revenue						
	Contracts and Grant		244,536				
	Expense						
	Salaries - Non-Faculty				144,964		
	Benefits				25,864		
	Operations and Maintenance				73,708		
	Account Total	0	244,536	0	244,536	0	0
499993	RESTRICTED BUDGET INFO-STUDENT SUPP						
	Revenue						
	Contracts and Grant		256,222				
	Expense						
	Salaries - Non-Faculty				196,200		
	Benefits				50,400		
	Operations and Maintenance				9,622		
	Account Total	0	256,222	0	256,222	0	0
499995	RESTRICTED BUDGET INFO-O&M OF PLANT						
	Revenue						
	Gifts		480,000				
	Expense						
	Operations and Maintenance				480,000		
	Account Total	0	480,000	0	480,000	0	0
499997	DISCOUNTS RESTRICTED SCHOLARSHIPS						
	Expense						
	Scholarship Discounts				2,875,408-		
	Account Total	0	0	2,875,408-	2,875,408-	0	0
499998	RESTRICTED BUDGET INFORMATION						
	Revenue						
	Contracts and Grant		2,000				
	Student Financial A		4,346,425				
	Gifts		468,284				
	Investment Income		120,000				
	Expense						
	Scholarships				4,936,709		
	Account Total	0	4,936,709	0	4,936,709	0	0

Printed on a Xerox 9700 Laser Printing System at the Computing Services Center / Texas A&M University

Form: URGB01 (02/05/85)

Account	Description	Beginning Balance	Revenues	Net Allocations	Expenditures	Increase (Decrease)	Ending Balance
Restricted Funds - Board Approved							
	Revenue						
	Contracts and Grant		502,758				
	Student Financial A		4,346,425				
	Gifts		948,284				
	Investment Income		120,000				
	Expense						
	Salaries - Non-Faculty				341,164		
	Benefits				76,264		
	Scholarships				4,936,709		
	Scholarship Discounts				2,875,408-		
	Operations and Maintenance				563,330		
	Grand Total	0	5,917,467	2,875,408-	3,042,059	0	0

Printed on a Xerox 9700 Laser Printing System at the Computing Services Center / Texas A&M University

Form: URGB01 (02/05/85)

Account	Description	Beginning Balance	Revenues	Net Allocations	Expenditures	Increase (Decrease)	Ending Balance

This section not used.

Printed on a Xerox 9700 Laser Printing System at the Computing Services Center / Texas A&M University

Account	Description	Beginning Balance	Revenues	Net Allocations	Expenditures	Increase (Decrease)	Ending Balance

****
* *
* BLANK PAGE *
* *
****

Form: URGB01 (02/05/85)
Printed on a Xerox 9700 Laser Printing System at the Computing Services Center / Texas A&M University

Form: URGB01 (02/05/85)

CC	Account	Transaction Description	Offset CC	Offset Account	Amount	Actual Entry From CC	Actual Entry From Account	Actual Entry To CC	Actual Entry To Account	Feed	Mand
22	010000	LEGISLATIVE APPROPRIATION									
		SCIENCE & TECH	01	011207	349,386.00-	22	010000	01	011207	N	Y
		LIBRARY & CENTRAL PLANT	01	011207	3,172,020.00-	22	010000	01	011207	N	Y
		LIBRARY & CENTRAL PLANT	01	011207	1,253,700.00-	22	010000	01	011207	N	Y
		ACAD & STUD SERV BLDG	01	011207	2,567,763.00-	22	010000	01	011207	N	Y
		LIBRARY & CENTRAL PLANT	01	011207	408,272.00-	22	010000	01	011207	N	Y
		FUND HEF GL	22	018600	1,823,883.00-	22	010000	22	018600	Y	
		Legislative Appropriation	22	019998	15,542,671.00-	22	010000	22	019998	Y	
		** Decrease in Fund Balance **			25,117,695.00-						
22	010010	LOCAL REVENUES									
		Local Revenues	22	019998	2,828,239.00-	22	010010	22	019998	Y	
		TPEG	22	021109	439,000.00-	22	010010	22	021109	N	
		** Decrease in Fund Balance **			3,267,239.00-						
22	012000	COLLEGE OF EDUCATION & LIBERAL ARTS									
		College of Education & Liberal Arts	22	019998	2,206,996.00	22	019998	22	012000	Y	
		** Increase in Fund Balance **			2,206,996.00						
22	012100	COLLEGE OF BUSINESS OPERATING EXP									
		College of Business Operating Exp	22	019998	1,772,158.00	22	019998	22	012100	Y	
		** Increase in Fund Balance **			1,772,158.00						
22	012680	TECHNOLOGY & DISTANCE EDUCATION									
		Technology & Distance Education	22	019998	395,832.00	22	019998	22	012680	Y	
		** Increase in Fund Balance **			395,832.00						
22	013000	INSTRUCTIONAL ADMINISTRATION									
		Instructional Administration	22	019998	186,498.00	22	019998	22	013000	Y	
		** Increase in Fund Balance **			186,498.00						
22	013200	LIBRARY									
		Library	22	019998	386,470.00	22	019998	22	013200	Y	
		** Increase in Fund Balance **			386,470.00						
22	015000	LEGISLATIVE ACADEMIC PROGRAMS									
		Legislative Academic Programs	22	019998	64,186.00	22	019998	22	015000	Y	
		** Increase in Fund Balance **			64,186.00						
22	015010	ACADEMIC PROGRAMS									
		Academic Programs	22	019998	484,770.00	22	019998	22	015010	Y	
		** Increase in Fund Balance **			484,770.00						
22	015020	DOWNWARD EXPANSION									
		Downward Expansion	22	019998	1,270,803.00	22	019998	22	015020	Y	
		** Increase in Fund Balance **			1,270,803.00						

Printed on a Xerox 9700 Laser Printing System at the Computing Services Center / Texas A&M University

Form: URGB01 (02/05/85)

CC	Account	Transaction Description	- Offset - CC	Account	Amount	Actual Entry From CC	From Account	To CC	To Account	Feed	Mand
22	015040	INSTITUTIONAL ENHANCEMENT									
		Institutional Enhancement	22	019998	811,659.00	22	019998	22	015040	Y	
		** Increase in Fund Balance **			811,659.00						
22	015050	NURSING									
		Nursing	22	019998	582,177.00	22	019998	22	015050	Y	
		** Increase in Fund Balance **			582,177.00						
22	015060	STUDENT SERVICES									
		Student Services	22	019998	534,797.00	22	019998	22	015060	Y	
		** Increase in Fund Balance **			534,797.00						
22	016000	INSTITUTIONAL SUPPORT									
		Institutional Support	22	019998	385,884.00	22	019998	22	016000	Y	
		** Increase in Fund Balance **			385,884.00						
22	016100	ENROLLMENT SERVICES									
		Enrollment Services	22	019998	1,468,697.00	22	019998	22	016100	Y	
		** Increase in Fund Balance **			1,468,697.00						
22	016200	PROVOST/VP FOR ACADEMIC AFFAIRS									
		Provost/Vp For Academic Affairs	22	019998	743,794.00	22	019998	22	016200	Y	
		** Increase in Fund Balance **			743,794.00						
22	016300	VICE PRESIDENT FOR FINANCE & ADMIN									
		Vice President For Finance & Admin	22	019998	1,364,384.00	22	019998	22	016300	Y	
		** Increase in Fund Balance **			1,364,384.00						
22	016400	UNIVERSITY ADVANCEMENT									
		University Advancement	22	019998	505,367.00	22	019998	22	016400	Y	
		** Increase in Fund Balance **			505,367.00						
22	017000	STAFF BENEFITS									
		Staff Benefits	22	019998	4,583,286.00	22	019998	22	017000	Y	
		** Increase in Fund Balance **			4,583,286.00						
22	018040	UNIVERSITY POLICE									
		University Police	22	019998	335,518.00	22	019998	22	018040	Y	
		** Increase in Fund Balance **			335,518.00						
22	018600	HIGHER EDUCATION FUNDS (HEF)									
		FUND HEF GL	22	010000	1,823,883.00	22	010000	22	018600	Y	
		HEF SCI & TECH BLDG 3RD FL FIN	01	011254	5,960.00-	22	018600	01	011254	N	Y
		HEF SCI & TECH BLDG 3RD FL FIN	01	011254	151,300.00-	22	018600	01	011254	N	Y
		** Increase in Fund Balance **			1,666,623.00						
22	019700	E&G BUDGET FUNDS									
		E&G Budget Funds	22	019998	216,168.00	22	019998	22	019700	Y	
		** Increase in Fund Balance **			216,168.00						

Printed on a Xerox 9700 Laser Printing System at the Computing Services Center / Texas A&M University

Form: URGB01 (02/05/85)

CC	Account	Transaction Description	- Offset - CC	Account	Amount	-------- Actual Entry --------- From ----- CC	Account	To ------ CC	Account	Feed	Mand
22	019900	E & G BUDGETED FUNDS									
		CONTINGENCY & BUDG EXP	22	019998	71,466.00	22	019998	22	019900	Y	
		** Increase in Fund Balance **			71,466.00						
22	019994	E&G DISCOUNTS & ALLOWANCES									
		TUITION DISCOUNTING	22	049999	256,286.00	22	049999	22	019994	N	
		** Increase in Fund Balance **			256,286.00						
22	019998	TRANSFER OF E&G BUDGETED FUNDS									
		Legislative Appropriation	22	010000	15,542,671.00	22	010000	22	019998	Y	
		Local Revenues	22	010010	2,828,239.00	22	010010	22	019998	Y	
		College of Education & Liberal Arts	22	012000	2,206,996.00-	22	019998	22	012000	Y	
		College of Business Operating Exp	22	012100	1,772,158.00-	22	019998	22	012100	Y	
		Technology & Distance Education	22	012680	395,832.00-	22	019998	22	012680	Y	
		Instructional Administration	22	013000	186,498.00-	22	019998	22	013000	Y	
		Library	22	013200	386,470.00-	22	019998	22	013200	Y	
		Legislative Academic Programs	22	015000	64,186.00-	22	019998	22	015000	Y	
		Academic Programs	22	015010	484,770.00-	22	019998	22	015010	Y	
		Downward Expansion	22	015020	1,270,803.00-	22	019998	22	015020	Y	
		Institutional Enhancement	22	015040	811,659.00-	22	019998	22	015040	Y	
		Nursing	22	015050	582,177.00-	22	019998	22	015050	Y	
		Student Services	22	015060	534,797.00-	22	019998	22	015060	Y	
		Institutional Support	22	016000	385,884.00-	22	019998	22	016000	Y	
		Enrollment Services	22	016100	1,468,697.00-	22	019998	22	016100	Y	
		Provost/Vp For Academic Affairs	22	016200	743,794.00-	22	019998	22	016200	Y	
		Vice President For Finance & Admin	22	016300	1,364,384.00-	22	019998	22	016300	Y	
		University Advancement	22	016400	505,367.00-	22	019998	22	016400	Y	
		Staff Benefits	22	017000	4,583,286.00-	22	019998	22	017000	Y	
		University Police	22	018040	335,518.00-	22	019998	22	018040	Y	
		E&G Budget Funds	22	019700	216,168.00-	22	019998	22	019700	Y	
		CONTINGENCY & BUDG EXP	22	019900	71,466.00-	22	019998	22	019900	Y	
		** Decrease in Fund Balance **			0.00						
22	020000	DESIGNATED TUITION									
		SSC	22	020900	1,180,295.00-	22	020000	22	020900	Y	
		Admissions Office	22	021530	1,000.00	22	021530	22	206100	Y	
		Vpfa Office	22	021530	35,325.00	22	021530	22	206300	Y	
		Other Income & Fees	22	021600	40,306.00-	22	020000	22	021600	Y	
		Misc Sales	22	027030	20,000.00-	22	020000	22	027030	Y	
		Student Generated Athletics	22	036400	438,654.00-	22	020000	22	036400	Y	
		** Decrease in Fund Balance **			1,642,930.00-						
22	020300	UNIVERSITY SERVICE FEE									
		FUND DEFICIT	22	036400	347,562.00-	22	020300	22	036400	Y	
		** Decrease in Fund Balance **			347,562.00-						
22	020900	SSC (SOUTHEAST SERVICE CORPORATION)									
		SSC	22	020000	1,180,295.00	22	020000	22	020900	Y	
		** Increase in Fund Balance **			1,180,295.00						

Printed on a Xerox 9700 Laser Printing System at the Computing Services Center / Texas A&M University

Form: URGB01 (02/05/85)

CC	Account	Transaction Description	- Offset - CC	Account	Amount	-------- Actual Entry --------- ---- From ----- CC	Account	----- To ------ CC	Account	Feed	Mand
22	021109	TEXAS PUBLIC EDUCATION GRANTS									
		TPEG	22	010010	439,000.00	22	010010	22	021109	N	
		** Increase in Fund Balance **			439,000.00						
22	021530	REGISTRATION & REPLACEMENT FEES									
		Vpfa Office	22	020000	35,325.00-	22	021530	22	206300	Y	
		Admissions Office	22	020000	1,000.00-	22	021530	22	206100	Y	
		** Decrease in Fund Balance **			36,325.00-						
22	021600	OTHER INCOME/EXPENSE									
		Other Income & Fees	22	020000	40,306.00	22	020000	22	021600	Y	
		** Increase in Fund Balance **			40,306.00						
22	027030	TELEPHONE									
		Misc Sales	22	020000	20,000.00	22	020000	22	027030	Y	
		** Increase in Fund Balance **			20,000.00						
22	029000	SCHOLARSHIP & FELLOWSHIP EXPENSE									
		TUITION DISCOUNTING	22	049999	2,106,588.00	22	049999	22	029000	N	
		** Increase in Fund Balance **			2,106,588.00						
22	036000	HOUSING/STUDENT LIFE									
		FUND BLV CAPT RES	22	036005	116,596.00-	22	036000	22	036005	Y	
		STUDENT HOUSING	01	088822	899,500.00-	22	036000	01	088822	N	Y
		** Decrease in Fund Balance **			1,016,096.00-						
22	036005	BLV CAPITAL RESERVE									
		FUND BLV CAPT RES	22	036000	116,596.00	22	036000	22	036005	Y	
		** Increase in Fund Balance **			116,596.00						
22	036400	STUDENT GENERATED ATHLETIC FEE									
		Student Generated Athletics	22	020000	438,654.00	22	020000	22	036400	Y	
		FUND DEFICIT	22	020300	347,562.00	22	020300	22	036400	Y	
		** Increase in Fund Balance **			786,216.00						
22	039999	AUX TUITION DISCOUNT									
		TUITION DISCOUNTING	22	049999	512,534.00	22	049999	22	039999	N	
		** Increase in Fund Balance **			512,534.00						
22	049999	RESTRICTED SCHOLARSHIP DISCOUNTS									
		TUITION DISCOUNTING	22	019994	256,286.00-	22	049999	22	019994	N	
		TUITION DISCOUNTING	22	029000	2,106,588.00-	22	049999	22	029000	N	
		TUITION DISCOUNTING	22	039999	512,534.00-	22	049999	22	039999	N	
		** Decrease in Fund Balance **			2,875,408.00-						

Printed on a Xerox 9700 Laser Printing System at the Computing Services Center / Texas A&M University

Form: URGB01 (02/05/85)

CC	Account	Transaction Description	Offset CC	Offset Account	Amount	Actual Entry From CC	Actual Entry From Account	Actual Entry To CC	Actual Entry To Account	Feed	Mand
22	010000	LEGISLATIVE APPROPRIATION									
		Legislative Appropriation fund G	22	100001	19,930,568.00	22	100001	22	010000	Y	
		Legislative Appropriation OASI f	22	100003	846,535.00	22	100003	22	010000	Y	
		Fund 0001 GIP fund GL	22	100004	1,735,345.00	22	100004	22	010000	Y	
		Higher Education Funds fund GL	22	100007	1,823,883.00	22	100007	22	010000	Y	
		Fund 0001 Retirement - ORP fund	22	100008	242,788.00	22	100008	22	010000	Y	
		Fund 0001 Retirement - TRS fund	22	100013	538,576.00	22	100013	22	010000	Y	
		** Potential Increase in Fund Balan			25,117,695.00						
22	010010	LOCAL REVENUES									
		Statutory Tuition fund GL	22	100100-00000	2,671,894.00	22	100100-00000	22	010010	Y	
		TPEG	22	100100-00000	439,000.00	22	100100-00000	22	010010	N	
		Graduate Tuition fund GL	22	100500-00000	107,925.00	22	100500-00000	22	010010	Y	
		Interest Income State Treasury f	22	100815	48,000.00	22	100815	22	010010	Y	
		Lab Fees fund GL	22	100820	420.00	22	100820	22	010010	Y	
		** Potential Increase in Fund Balan			3,267,239.00						
22	012000	COLLEGE OF EDUCATION & LIBERAL A									
		College of Education & Liberal A	22	120000	2,206,996.00-	22	012000	22	120000	Y	
		** Potential Decrease in Fund Balan			2,206,996.00-						
22	012100	COLLEGE OF BUSINESS OPERATING EX									
		College of Business	22	121000	1,772,158.00-	22	012100	22	121000	Y	
		** Potential Decrease in Fund Balan			1,772,158.00-						
22	012680	TECHNOLOGY & DISTANCE EDUCATION									
		Technology & Distance Edu	22	126800	395,832.00-	22	012680	22	126800	Y	
		** Potential Decrease in Fund Balan			395,832.00-						
22	013000	INSTRUCTIONAL ADMINISTRATION									
		Office of Research	22	131000	31,989.00-	22	013000	22	131000	Y	
		Office of Research	22	131001	154,509.00-	22	013000	22	131001	Y	
		** Potential Decrease in Fund Balan			186,498.00-						
22	013200	LIBRARY									
		Library	22	132005	386,470.00-	22	013200	22	132005	Y	
		** Potential Decrease in Fund Balan			386,470.00-						
22	013750	TEXAS GRANTS PROGRAM									
		TEXAS GRANT	22	132750	348,022.00-	22	013750	22	132750	Y	
		TEXAS GRANT	22	132750	348,022.00	22	132750	22	013750	Y	
		TEXAS GRANT	22	132755	451,978.00	22	132755	22	013750	Y	
		TEXAS GRANT	22	132755	451,978.00-	22	013750	22	132755	Y	
		** Potential Decrease in Fund Balan			0.00						
22	015000	LEGISLATIVE ACADEMIC PROGRAMS									
		Northeast Texas Education Part	22	150000	64,186.00-	22	015000	22	150000	Y	
		** Potential Decrease in Fund Balan			64,186.00-						

Printed on a Xerox 9700 Laser Printing System at the Computing Services Center / Texas A&M University

Form: URGB01 (02/05/85)

CC	Account	Transaction Description	--- Offset --- CC	Account	Amount	Actual Entry --- From CC	Account	To CC	Account	Feed	Mand
22	015010	ACADEMIC PROGRAMS									
		Academic Program Expansion	22	150100	394,175.00-	22	015010	22	150100	Y	
		Biology Program	22	150110	90,595.00-	22	015010	22	150110	Y	
		** Potential Decrease in Fund Balan			484,770.00-						
22	015020	DOWNWARD EXPANSION									
		Downward Expansion - CASE	22	150200	724,043.00-	22	015020	22	150200	Y	
		Downward Expansion - CBET	22	150201	546,760.00-	22	015020	22	150201	Y	
		** Potential Decrease in Fund Balan			1,270,803.00-						
22	015040	INSTITUTIONAL ENHANCEMENT									
		Instit Enhancement - CASE	22	150400	451,115.00-	22	015040	22	150400	Y	
		Instit Enhancement - CBET	22	150401	264,585.00-	22	015040	22	150401	Y	
		Enhancement Scholarship	22	150410	95,959.00-	22	015040	22	150410	Y	
		** Potential Decrease in Fund Balan			811,659.00-						
22	015050	NURSING									
		Nursing Program Special Item	22	150500	582,177.00-	22	015050	22	150500	Y	
		** Potential Decrease in Fund Balan			582,177.00-						
22	015060	STUDENT SERVICES									
		Student Success Program Spec Ite	22	150600	340,336.00-	22	015060	22	150600	Y	
		Stud Suc Spec Item -Cela	22	150604	14,736.00-	22	015060	22	150604	Y	
		Stud Suc Spec Item -Fin Aid	22	150606	41,814.00-	22	015060	22	150606	Y	
		Stud Suc Spec Item -Vpasa	22	150627	54,041.00-	22	015060	22	150627	Y	
		Stud Suc Spec Item -Career Servi	22	150628	71,575.00-	22	015060	22	150628	Y	
		Stud Suc Spec item- QEP	22	150650	12,295.00-	22	015060	22	150650	Y	
		** Potential Decrease in Fund Balan			534,797.00-						
22	016000	INSTITUTIONAL SUPPORT									
		Office of The President	22	160000	255,040.00-	22	016000	22	160000	Y	
		E&G President's Division Surplus	22	160001	130,844.00-	22	016000	22	160001	Y	
		** Potential Decrease in Fund Balan			385,884.00-						
22	016100	ENROLLMENT SERVICES									
		Admissions Office	22	161000	220,260.00-	22	016100	22	161000	Y	
		Registrar Office	22	161100	187,863.00-	22	016100	22	161100	Y	
		Financial Aid & Veterans Service	22	161200	251,415.00-	22	016100	22	161200	Y	
		Enrollment Services	22	161300	642,610.00-	22	016100	22	161300	Y	
		Asst Vice Pres Student Access/Su	22	161500	89,091.00-	22	016100	22	161500	Y	
		Student Support Services	22	161600	77,458.00-	22	016100	22	161600	Y	
		** Potential Decrease in Fund Balan			1,468,697.00-						
22	016200	PROVOST/VP FOR ACADEMIC AFFAIRS									
		Provost & Vp Acad & Student Affa	22	162000	452,700.00-	22	016200	22	162000	Y	
		Institutional Data Management	22	162010	162,650.00-	22	016200	22	162010	Y	
		Associate Provost Support Staff	22	162015	34,686.00-	22	016200	22	162015	Y	

Printed on a Xerox 9700 Laser Printing System at the Computing Services Center / Texas A&M University

Form: URGB01 (02/05/85)

CC	Account	Transaction Description	--- Offset --- CC	Account	Amount	Actual Entry --- From CC	Account	To CC	Account	Feed	Mand
22	016200	PROVOST/VP FOR ACADEMIC AFFAIRS									
		Advising & Student Success	22	162020	93,758.00-	22	016200	22	162020	Y	
		** Potential Decrease in Fund Balan			743,794.00-						
22	016300	VICE PRESIDENT FOR FINANCE & ADM									
		Vice Pres Finance & Administrati	22	163000	319,979.00-	22	016300	22	163000	Y	
		Budget Office	22	163010	82,295.00-	22	016300	22	163010	Y	
		Business Office	22	163100	184,127.00-	22	016300	22	163100	Y	
		Accounting Office	22	163200	393,206.00-	22	016300	22	163200	Y	
		Environmental Health & Safety	22	163250	59,407.00-	22	016300	22	163250	Y	
		Purchasing Office	22	163300	103,203.00-	22	016300	22	163300	Y	
		Payroll Office	22	163400	43,497.00-	22	016300	22	163400	Y	
		Human Resources	22	163600	178,670.00-	22	016300	22	163600	Y	
		** Potential Decrease in Fund Balan			1,364,384.00-						
22	016400	UNIVERSITY ADVANCEMENT									
		University Advancement	22	161400	442,662.00-	22	016400	22	161400	Y	
		Communications	22	161420	62,705.00-	22	016400	22	161420	Y	
		** Potential Decrease in Fund Balan			505,367.00-						
22	017000	STAFF BENEFITS									
		Staff Benefits- WCI Instruction	22	170001	14,911.00-	22	017000	22	170001	Y	
		Staff Benefits- WCI - Instit Sup	22	170005	14,911.00-	22	017000	22	170005	Y	
		Staff Benefits - Local Budget	22	170200	1,071,491.00-	22	017000	22	170200	Y	
		Staff Benefits-Budget State	22	170300	3,363,244.00-	22	017000	22	170300	Y	
		Staff Benefits - Longevity	22	170400	118,729.00-	22	017000	22	170400	Y	
		** Potential Decrease in Fund Balan			4,583,286.00-						
22	018040	UNIVERSITY POLICE									
		University Police Department	22	180400	335,518.00-	22	018040	22	180400	Y	
		** Potential Decrease in Fund Balan			335,518.00-						
22	018200	TUITION REMISSIONS & EXEMPTIONS									
		TUITION REM & EXMP	22	182000	148,148.00	22	182000	22	018200	Y	
		E&G Waivers & Exemptions	22	182000	148,148.00-	22	018200	22	182000	Y	
		** Potential Decrease in Fund Balan			0.00						
22	018600	HIGHER EDUCATION FUNDS (HEF)									
		Library Books	22	186010	449,242.00-	22	018600	22	186010	Y	
		Reserve-Higher Education Funds	22	186125	877,884.00-	22	018600	22	186125	Y	
		Technology Equipment	22	186145	339,497.00-	22	018600	22	186145	Y	
		** Potential Decrease in Fund Balan			1,666,623.00-						
22	019700	E&G BUDGET FUNDS									
		E&G Acad Support Budget	22	197000	112,758.00-	22	019700	22	197000	Y	
		E&G Student Support budget	22	197002	103,410.00-	22	019700	22	197002	Y	
		** Potential Decrease in Fund Balan			216,168.00-						

Printed on a Xerox 9700 Laser Printing System at the Computing Services Center / Texas A&M University

Form: URGB01 (02/05/85)

CC	Account	Transaction Description	Offset CC	Offset Account	Amount	Actual Entry From CC	Actual Entry From Account	Actual Entry To CC	Actual Entry To Account	Feed	Mand
22	019900	E & G BUDGETED FUNDS									
		E & G BUDGETING EXPENSE	22	199800	10,000.00-	22	019900	22	199800	Y	
		E & G CONTINGENCY	22	199900	61,466.00-	22	019900	22	199900	Y	
		** Potential Decrease in Fund Balan			71,466.00-						
22	019994	E&G DISCOUNTS & ALLOWANCES									
		TUTION DISCOUNTING	22	199994	256,286.00-	22	019994	22	199994	N	
		** Potential Decrease in Fund Balan			256,286.00-						
22	020000	DESIGNATED TUITION									
		Designated Tuition	22	200005	7,270,358.00	22	200005	22	020000	Y	
		Designated Set Aside	22	200006	436,221.00-	22	020000	22	200006	Y	
		Concur Travel Fees	22	200033	10,000.00-	22	020000	22	200033	Y	
		Bank Service Charges	22	200035	8,500.00-	22	020000	22	200035	Y	
		Credit Card Services	22	200060	85,000.00-	22	020000	22	200060	Y	
		Hub Coordinator Support	22	200070	1,500.00-	22	020000	22	200070	Y	
		Student Support Services	22	200105	12,757.00-	22	020000	22	200105	Y	
		Nursing Local Expenses	22	200125	10,000.00-	22	020000	22	200125	Y	
		Quality Enhancement Plan	22	200175	35,000.00-	22	020000	22	200175	Y	
		Workers Compensation	22	200810	4,000.00-	22	020000	22	200810	Y	
		Designated Insurance	22	200996	55,000.00-	22	020000	22	200996	Y	
		Employer Insurance Supplement	22	200997	30,000.00-	22	020000	22	200997	Y	
		College of Education & Liberal A	22	201000	893,792.00-	22	020000	22	201000	Y	
		A&M Texarkana Ntcc Center	22	201005	7,162.00-	22	020000	22	201005	Y	
		College of Business	22	201100	715,004.00-	22	020000	22	201100	Y	
		College of Bus Prof Development	22	201101	30,000.00-	22	020000	22	201101	Y	
		Information Technology Operation	22	202001	63,364.00-	22	020000	22	202001	Y	
		Registrar Office	22	203000	32,796.00-	22	020000	22	203000	Y	
		Library	22	203150	585,250.00-	22	020000	22	203150	Y	
		President's Office	22	206000	79,286.00-	22	020000	22	206000	Y	
		Administrative Services/Commerce	22	206005	357,249.00-	22	020000	22	206005	Y	
		System Operations Support	22	206022	326,345.00-	22	020000	22	206022	Y	
		Tamus Support Services	22	206025	205,540.00-	22	020000	22	206025	Y	
		Admissions Office	22	206100	55,631.00-	22	020000	22	206100	Y	
		Admissions Office	22	206100	1,000.00-	22	021530	22	206100	Y	
		Enrollment Services	22	206130	23,000.00-	22	020000	22	206130	Y	
		University Advancement Office	22	206140	345,642.00-	22	020000	22	206140	Y	
		Provost & Vp Acad & Student Affa	22	206200	298,291.00-	22	020000	22	206200	Y	
		Assoc Provost Operations & Trave	22	206215	104,905.00-	22	020000	22	206215	Y	
		International Studies Office	22	206250	18,751.00-	22	020000	22	206250	Y	
		Vpfa Office	22	206300	49,132.00-	22	020000	22	206300	Y	
		Vpfa Office	22	206300	35,325.00-	22	021530	22	206300	Y	
		Vpfa Professional Development	22	206301	30,000.00-	22	020000	22	206301	Y	
		Finance & Admin Div Contracts	22	206302	208,560.00-	22	020000	22	206302	Y	
		Accounting Office	22	206320	25,774.00-	22	020000	22	206320	Y	
		Purchasing Office	22	206330	2,500.00-	22	020000	22	206330	Y	
		Human Resource Office	22	206360	7,000.00-	22	020000	22	206360	Y	

Printed on a Xerox 9700 Laser Printing System at the Computing Services Center / Texas A&M University

Form: URGB01 (02/05/85)

CC	Account	Transaction Description	Offset CC	Offset Account	Amount	Actual Entry From CC	Actual Entry From Account	Actual Entry To CC	Actual Entry To Account	Feed	Mand
22	020000	DESIGNATED TUITION									
		Local Recruiting	22	206361	6,000.00-	22	020000	22	206361	Y	
		University Police Department	22	208040	21,561.00-	22	020000	22	208040	Y	
		Utilities	22	208050	551,656.00-	22	020000	22	208050	Y	
		Refuse	22	208051	16,000.00-	22	020000	22	208051	Y	
		** Potential Increase in Fund Balan			1,485,864.00						
22	020300	UNIVERSITY SERVICE FEE									
		USF PLACE	22	203225	50,000.00-	22	020300	22	203225	Y	
		Fund USF GL	22	203500	2,258,852.00	22	203500	22	020300	Y	
		USF Student Organizations	22	203505	40,000.00-	22	020300	22	203505	Y	
		USF Student Government Associati	22	203515	3,500.00-	22	020300	22	203515	Y	
		USF Career Services & Operations	22	203525	15,230.00-	22	020300	22	203525	Y	
		USF Campus Programs & Activities	22	203530	55,000.00-	22	020300	22	203530	Y	
		USF Special Events,Wrkshops,Semi	22	203535	30,800.00-	22	020300	22	203535	Y	
		USF Student Support Services	22	203540-00000	59,176.00-	22	020300	22	203540-00000	Y	
		USF Registrar Office	22	203545	82,615.00-	22	020300	22	203545	Y	
		USF Financial Aid	22	203550	20,525.00-	22	020300	22	203550	Y	
		USF IT Contracts	22	203565	336,407.00-	22	020300	22	203565	Y	
		USF Information Technology	22	203575	125,173.00-	22	020300	22	203575	Y	
		USF Library	22	203600	176,783.00-	22	020300	22	203600	Y	
		USF Case	22	203605	244,347.00-	22	020300	22	203605	Y	
		USF CBET	22	203615	235,000.00-	22	020300	22	203615	Y	
		USF Admissions Office	22	203630	175,325.00-	22	020300	22	203630	Y	
		USF Convocation	22	203640	4,650.00-	22	020300	22	203640	Y	
		USF Provost	22	203645	15,000.00-	22	020300	22	203645	Y	
		USF A&M NTCC Center	22	203646	25,217.00-	22	020300	22	203646	Y	
		USF VPFA	22	203655	11,113.00-	22	020300	22	203655	Y	
		USF Advising And Success	22	203665-00000	18,224.00-	22	020300	22	203665-00000	Y	
		USF FYE	22	203667	70,311.00-	22	020300	22	203667	Y	
		USF Success Center	22	203668	92,340.00-	22	020300	22	203668	Y	
		USF AVP Student Access & Success	22	203669	10,054.00-	22	020300	22	203669	Y	
		USF Business Office	22	203677	14,500.00-	22	020300	22	203677	Y	
		** Potential Increase in Fund Balan			347,562.00						
22	020900	SSC (SOUTHEAST SERVICE CORPORATI									
		SSC Contracted Services	22	209010	870,295.00-	22	020900	22	209010	Y	
		SSC Repairs & Maintenance	22	209020	310,000.00-	22	020900	22	209020	Y	
		** Potential Decrease in Fund Balan			1,180,295.00-						
22	021109	TEXAS PUBLIC EDUCATION GRANTS									
		TPEG TRANSFER	22	211090	439,000.00-	22	021109	22	211090	N	
		** Potential Decrease in Fund Balan			439,000.00-						
22	021530	REGISTRATION & REPLACEMENT FEES									
		Application Fee	22	215300	1,000.00	22	215300	22	021530	Y	
		Interest Income	22	215310	35,325.00	22	215310	22	021530	Y	
		** Potential Increase in Fund Balan			36,325.00						

Printed on a Xerox 9700 Laser Printing System at the Computing Services Center / Texas A&M University

Form: URGB01 (02/05/85)

CC	Account	Transaction Description	--- Offset --- CC	Account	Amount	-------- Actual Entry --------- ---- From ----- CC	Account	----- To ------ CC	Account	Feed	Mand
22	021545	WEB COURSE/DISTANCE ED FEE									
		DISTANCE ED Fee	22	215450	713,040.00	22	215450	22	021545	Y	
		DISTANCE ED	22	215451-00000	88,411.00-	22	021545	22	215451-00000	Y	
		DISTANCE ED TECHNOLOGY	22	215452-00000	504,904.00-	22	021545	22	215452-00000	Y	
		DE Testing Center(Sears)	22	215454	54,868.00-	22	021545	22	215454	Y	
		DE CASE (Coke)	22	215456	64,857.00-	22	021545	22	215456	Y	
		** Potential Decrease in Fund Balan			0.00						
22	021590	RECREATIONAL SPORTS									
		FUND REC SPORTS GL	22	215900	459,559.00	22	215900	22	021590	Y	
		REC SPORTS	22	215910-00000	291,530.00-	22	021590	22	215910-00000	Y	
		REC SPORTS CONTINGENCY	22	215920	76,560.00-	22	021590	22	215920	Y	
		REC CENTER OPERATIONS	22	215940	91,469.00-	22	021590	22	215940	Y	
		** Potential Decrease in Fund Balan			0.00						
22	021600	OTHER INCOME/EXPENSE									
		Application Fee	22	216005	50,000.00	22	216005	22	021600	Y	
		INTEREST INCOME	22	216010	250,000.00	22	216010	22	021600	Y	
		President's Salary Supplement	22	216060-00000	340,306.00-	22	021600	22	216060-00000	Y	
		** Potential Decrease in Fund Balan			40,306.00-						
22	027030	TELEPHONE									
		Telephone	22	270300	20,000.00-	22	027030	22	270300	Y	
		** Potential Decrease in Fund Balan			20,000.00-						
22	027060	INTERNAL PRINTING									
		INTERNAL PRINTING	22	270600	13,500.00-	22	027060	22	270600	Y	
		INTERNAL PRINTING	22	270600	13,500.00	22	270600	22	027060	Y	
		** Potential Decrease in Fund Balan			0.00						
22	029000	SCHOLARSHIP & FELLOWSHIP EXPENSE									
		TUITION DISCOUNTING	22	299999	2,106,588.00-	22	029000	22	299999	N	
		** Potential Decrease in Fund Balan			2,106,588.00-						
22	031500	UPD - PARKING									
		Parking Revenue	22	315700	36,750.00	22	315700	22	031500	Y	
		Parking Contingency	22	315710	36,750.00-	22	031500	22	315710	Y	
		** Potential Decrease in Fund Balan			0.00						
22	032000	UNIVERSITY CENTER FEE									
		FUND UNIV CENTER GL	22	320000	143,939.00	22	320000	22	032000	Y	
		UNIV CTR UTILITIES	22	320010	36,600.00-	22	032000	22	320010	Y	
		U CNTR CONTINGENCY	22	320030	107,339.00-	22	032000	22	320030	Y	
		** Potential Decrease in Fund Balan			0.00						
22	036000	HOUSING/STUDENT LIFE									
		BLV	22	360010	253,002.00-	22	036000	22	360010	Y	

Printed on a Xerox 9700 Laser Printing System at the Computing Services Center / Texas A&M University

Form: URGB01 (02/05/85)

CC	Account	Transaction Description	Offset CC	Offset Account	Amount	Actual Entry From CC	Actual Entry From Account	Actual Entry To CC	Actual Entry To Account	Feed	Mand
22	036000	HOUSING/STUDENT LIFE									
		BLV	22	360015	120,000.00-	22	036000	22	360015	Y	
		FUND BLV GL	22	360020	1,476,006.00	22	360020	22	036000	Y	
		BLV	22	360030	20,000.00-	22	036000	22	360030	Y	
		RESIDENCE LIFE	22	360050	44,189.00-	22	036000	22	360050	Y	
		PURCHASED SECURITY	22	360070	22,719.00-	22	036000	22	360070	Y	
		** Potential Increase in Fund Balan			1,016,096.00						
22	036005	BLV CAPITAL RESERVE									
		BLV CAPT RES PLAN	22	369999	116,596.00-	22	036005	22	369999	Y	
		** Potential Decrease in Fund Balan			116,596.00-						
22	036400	STUDENT GENERATED ATHLETIC FEE									
		Student Generated Athletic Fee	22	360400	493,372.00	22	360400	22	036400	Y	
		Athletics Operations	22	360405	1,037,261.00-	22	036400	22	360405	Y	
		Soccer	22	360420	81,293.00-	22	036400	22	360420	Y	
		Baseball	22	360440	71,599.00-	22	036400	22	360440	Y	
		Tennis	22	360450	26,596.00-	22	036400	22	360450	Y	
		Softball	22	360460	62,839.00-	22	036400	22	360460	Y	
		** Potential Decrease in Fund Balan			786,216.00-						
22	037500	STUDENT HEALTH									
		FUND STUD HEALTH FEE GL	22	375010	207,143.00	22	375010	22	037500	Y	
		COUNSELING SERVICES	22	375030	207,143.00-	22	037500	22	375030	Y	
		** Potential Decrease in Fund Balan			0.00						
22	039999	AUX TUITION DISCOUNT									
		TUITION DISCOUNTING	22	399999	512,534.00-	22	039999	22	399999	N	
		** Potential Decrease in Fund Balan			512,534.00-						
22	040000	RESTRICTED SCHOLARSHIPS									
		RESTRICTED	22	499998	4,936,709.00-	22	040000	22	499998	Y	
		RESTRICTED	22	499998	4,936,709.00	22	499998	22	040000	N	
		** Potential Decrease in Fund Balan			0.00						
22	049999	RESTRICTED SCHOLARSHIP DISCOUNTS									
		TUITION DISCOUNTING	22	499997	2,875,408.00	22	499997	22	049999	N	
		** Potential Increase in Fund Balan			2,875,408.00						
22	100001	LEGISLATIVE APPROPRIATION									
		Legislative Appropriation fund G	22	010000	19,930,568.00-	22	100001	22	010000	Y	
		** Decrease in SL Allocation **			19,930,568.00-						
22	100003	LEGISLATIVE APPROPRIATION OASI									
		Legislative Appropriation OASI f	22	010000	846,535.00-	22	100003	22	010000	Y	
		** Decrease in SL Allocation **			846,535.00-						

Printed on a Xerox 9700 Laser Printing System at the Computing Services Center / Texas A&M University

Form: URGB01 (02/05/85)

CC	Account	Transaction Description	--- Offset --- CC	Account	Amount	-------- Actual Entry --------- ---- From ----- CC	Account	----- To ------ CC	Account	Feed	Mand
22	100004	FUND 0001 GIP									
		Fund 0001 GIP fund GL	22	010000	1,735,345.00-	22	100004	22	010000	Y	
		** Decrease in SL Allocation **			1,735,345.00-						
22	100007	HIGHER EDUCATION FUNDS									
		Higher Education Funds fund GL	22	010000	1,823,883.00-	22	100007	22	010000	Y	
		** Decrease in SL Allocation **			1,823,883.00-						
22	100008	FUND 0001 RETIREMENT - ORP									
		Fund 0001 Retirement - ORP fund	22	010000	242,788.00-	22	100008	22	010000	Y	
		** Decrease in SL Allocation **			242,788.00-						
22	100013	FUND 0001 RETIREMENT - TRS									
		Fund 0001 Retirement - TRS fund	22	010000	538,576.00-	22	100013	22	010000	Y	
		** Decrease in SL Allocation **			538,576.00-						
22	100100-00000	STATUTORY TUITION									
		Statutory Tuition fund GL	22	010010	2,671,894.00-	22	100100-00000	22	010010	Y	
		TPEG	22	010010	439,000.00-	22	100100-00000	22	010010	N	
		** Decrease in SL Allocation **			3,110,894.00-						
22	100500-00000	GRADUATE TUITION									
		Graduate Tuition fund GL	22	010010	107,925.00-	22	100500-00000	22	010010	Y	
		** Decrease in SL Allocation **			107,925.00-						
22	100815	INTEREST INCOME STATE TREASURY									
		Interest Income State Treasury f	22	010010	48,000.00-	22	100815	22	010010	Y	
		** Decrease in SL Allocation **			48,000.00-						
22	100820	LAB FEES									
		Lab Fees fund GL	22	010010	420.00-	22	100820	22	010010	Y	
		** Decrease in SL Allocation **			420.00-						
22	120000	COLLEGE OF ARTS, SCI & EDUCATION									
		College of Education & Liberal A	22	012000	2,206,996.00	22	012000	22	120000	Y	
		** Increase in SL Allocation **			2,206,996.00						
22	121000	COLLEGE OF BUSI, ENGINEERING & T									
		College of Business	22	012100	1,772,158.00	22	012100	22	121000	Y	
		** Increase in SL Allocation **			1,772,158.00						
22	126800	TECHNOLOGY & DISTANCE EDU - IE									
		Technology & Distance Edu	22	012680	395,832.00	22	012680	22	126800	Y	
		** Increase in SL Allocation **			395,832.00						
22	131000	OFFICE OF RESEARCH									
		Office of Research	22	013000	31,989.00	22	013000	22	131000	Y	
		** Increase in SL Allocation **			31,989.00						

Printed on a Xerox 9700 Laser Printing System at the Computing Services Center / Texas A&M University

Form: URGB01 (02/05/85)

CC	Account	Transaction Description	--- Offset --- CC	Account	Amount	Actual Entry --- From CC	Account	To CC	Account	Feed	Mand
22	131001	OFFICE OF GRADUATE STUDIES									
		Office of Research	22	013000	154,509.00	22	013000	22	131001	Y	
		** Increase in SL Allocation **			154,509.00						
22	132005	LIBRARY - IE									
		Library	22	013200	386,470.00	22	013200	22	132005	Y	
		** Increase in SL Allocation **			386,470.00						
22	132750	TEXAS GRANTS PROGRAM-RENEWAL YR									
		TEXAS GRANT	22	013750	348,022.00	22	013750	22	132750	Y	
		TEXAS GRANT	22	013750	348,022.00-	22	132750	22	013750	Y	
		** Decrease in SL Allocation **			0.00						
22	132755	TEXAS GRANTS PROGRAM-INITIAL YR									
		TEXAS GRANT	22	013750	451,978.00-	22	132755	22	013750	Y	
		TEXAS GRANT	22	013750	451,978.00	22	013750	22	132755	Y	
		** Decrease in SL Allocation **			0.00						
22	150000	NORTHEAST TEXAS EDUCATION PART									
		Northeast Texas Education Part	22	015000	64,186.00	22	015000	22	150000	Y	
		** Increase in SL Allocation **			64,186.00						
22	150100	ACADEMIC PROGRAM EXPANSION									
		Academic Program Expansion	22	015010	394,175.00	22	015010	22	150100	Y	
		** Increase in SL Allocation **			394,175.00						
22	150110	BIOLOGY PROGRAM									
		Biology Program	22	015010	90,595.00	22	015010	22	150110	Y	
		** Increase in SL Allocation **			90,595.00						
22	150200	DOWNWARD EXPANSION - CASE									
		Downward Expansion - CASE	22	015020	724,043.00	22	015020	22	150200	Y	
		** Increase in SL Allocation **			724,043.00						
22	150201	DOWNWARD EXPANSION - CBET									
		Downward Expansion - CBET	22	015020	546,760.00	22	015020	22	150201	Y	
		** Increase in SL Allocation **			546,760.00						
22	150400	INSTIT ENHANCEMENT - CASE									
		Instit Enhancement - CASE	22	015040	451,115.00	22	015040	22	150400	Y	
		** Increase in SL Allocation **			451,115.00						
22	150401	INSTIT ENHANCEMENT - CBET									
		Instit Enhancement - CBET	22	015040	264,585.00	22	015040	22	150401	Y	
		** Increase in SL Allocation **			264,585.00						
22	150410	STUDENT VISION ENDOWMENT MATCHIN									
		Enhancement Scholarship	22	015040	95,959.00	22	015040	22	150410	Y	
		** Increase in SL Allocation **			95,959.00						

Printed on a Xerox 9700 Laser Printing System at the Computing Services Center / Texas A&M University

Form: URGB01 (02/05/85)

CC	Account	Transaction Description	Offset CC	Offset Account	Amount	Actual Entry From CC	Actual Entry From Account	Actual Entry To CC	Actual Entry To Account	Feed	Mand
22	150500	NURSING PROGRAM SPECIAL ITEM									
		Nursing Program Special Item	22	015050	582,177.00	22	015050	22	150500	Y	
		** Increase in SL Allocation **			582,177.00						
22	150600	STUDENT SUCCESS PROGRAM SPEC ITE									
		Student Success Program Spec Ite	22	015060	340,336.00	22	015060	22	150600	Y	
		** Increase in SL Allocation **			340,336.00						
22	150604	STUD SUC SPEC ITEM -CELA									
		Stud Suc Spec Item -Cela	22	015060	14,736.00	22	015060	22	150604	Y	
		** Increase in SL Allocation **			14,736.00						
22	150606	STUD SUC SPEC ITEM -FIN AID									
		Stud Suc Spec Item -Fin Aid	22	015060	41,814.00	22	015060	22	150606	Y	
		** Increase in SL Allocation **			41,814.00						
22	150627	STUD SUC SPEC ITEM -VPASA									
		Stud Suc Spec Item -Vpasa	22	015060	54,041.00	22	015060	22	150627	Y	
		** Increase in SL Allocation **			54,041.00						
22	150628	STUD SUC SPEC ITEM -CAREER SERVI									
		Stud Suc Spec Item -Career Servi	22	015060	71,575.00	22	015060	22	150628	Y	
		** Increase in SL Allocation **			71,575.00						
22	150650	STUD SUC SPEC ITEM- QEP									
		Stud Suc Spec item- QEP	22	015060	12,295.00	22	015060	22	150650	Y	
		** Increase in SL Allocation **			12,295.00						
22	160000	OFFICE OF THE PRESIDENT									
		Office of The President	22	016000	255,040.00	22	016000	22	160000	Y	
		** Increase in SL Allocation **			255,040.00						
22	160001	E&G PRESIDENT'S DIV SURPLUS									
		E&G President's Division Surplus	22	016000	130,844.00	22	016000	22	160001	Y	
		** Increase in SL Allocation **			130,844.00						
22	161000	ADMISSIONS OFFICE									
		Admissions Office	22	016100	220,260.00	22	016100	22	161000	Y	
		** Increase in SL Allocation **			220,260.00						
22	161100	REGISTRAR OFFICE									
		Registrar Office	22	016100	187,863.00	22	016100	22	161100	Y	
		** Increase in SL Allocation **			187,863.00						
22	161200	FINANCIAL AID & VETERANS SERVICE									
		Financial Aid & Veterans Service	22	016100	251,415.00	22	016100	22	161200	Y	
		** Increase in SL Allocation **			251,415.00						

Printed on a Xerox 9700 Laser Printing System at the Computing Services Center / Texas A&M University

Form: URGB01 (02/05/85)

CC	Account	Transaction Description	--- Offset --- CC	Account	Amount	-------- Actual Entry --------- ---- From ----- CC	Account	----- To ------ CC	Account	Feed	Mand
22	161300	ENROLLMENT SERVICES									
		Enrollment Services	22	016100	642,610.00	22	016100	22	161300	Y	
		** Increase in SL Allocation **			642,610.00						
22	161400	UNIVERSITY ADVANCEMENT									
		University Advancement	22	016400	442,662.00	22	016400	22	161400	Y	
		** Increase in SL Allocation **			442,662.00						
22	161420	COMMUNICATIONS									
		Communications	22	016400	62,705.00	22	016400	22	161420	Y	
		** Increase in SL Allocation **			62,705.00						
22	161500	ASST VICE PRES STUDENT ACCESS/SU									
		Asst Vice Pres Student Access/Su	22	016100	89,091.00	22	016100	22	161500	Y	
		** Increase in SL Allocation **			89,091.00						
22	161600	STUDENT SUPPORT SERVICES									
		Student Support Services	22	016100	77,458.00	22	016100	22	161600	Y	
		** Increase in SL Allocation **			77,458.00						
22	162000	PROVOST & VP ACAD & STUDENT AFFA									
		Provost & Vp Acad & Student Affa	22	016200	452,700.00	22	016200	22	162000	Y	
		** Increase in SL Allocation **			452,700.00						
22	162010	INSTITUTIONAL DATA MANAGEMENT									
		Institutional Data Management	22	016200	162,650.00	22	016200	22	162010	Y	
		** Increase in SL Allocation **			162,650.00						
22	162015	ASSOCIATE PROVOST SUPPORT STAFF									
		Associate Provost Support Staff	22	016200	34,686.00	22	016200	22	162015	Y	
		** Increase in SL Allocation **			34,686.00						
22	162020	ADVISING & STUDENT SUCCESS									
		Advising & Student Success	22	016200	93,758.00	22	016200	22	162020	Y	
		** Increase in SL Allocation **			93,758.00						
22	163000	VICE PRES FINANCE & ADMINISTRATI									
		Vice Pres Finance & Administrati	22	016300	319,979.00	22	016300	22	163000	Y	
		** Increase in SL Allocation **			319,979.00						
22	163010	BUDGET OFFICE									
		Budget Office	22	016300	82,295.00	22	016300	22	163010	Y	
		** Increase in SL Allocation **			82,295.00						
22	163100	BUSINESS OFFICE									
		Business Office	22	016300	184,127.00	22	016300	22	163100	Y	
		** Increase in SL Allocation **			184,127.00						

Printed on a Xerox 9700 Laser Printing System at the Computing Services Center / Texas A&M University

Form: URGB01 (02/05/85)

CC	Account	Transaction Description	Offset CC	Offset Account	Amount	Actual Entry From CC	Actual Entry From Account	Actual Entry To CC	Actual Entry To Account	Feed	Mand
22	163200	ACCOUNTING OFFICE									
		Accounting Office	22	016300	393,206.00	22	016300	22	163200	Y	
		** Increase in SL Allocation **			393,206.00						
22	163250	ENVIRONMENTAL HEALTH & SAFETY									
		Environmental Health & Safety	22	016300	59,407.00	22	016300	22	163250	Y	
		** Increase in SL Allocation **			59,407.00						
22	163300	PURCHASING OFFICE									
		Purchasing Office	22	016300	103,203.00	22	016300	22	163300	Y	
		** Increase in SL Allocation **			103,203.00						
22	163400	PAYROLL OFFICE									
		Payroll Office	22	016300	43,497.00	22	016300	22	163400	Y	
		** Increase in SL Allocation **			43,497.00						
22	163600	HUMAN RESOURCES									
		Human Resources	22	016300	178,670.00	22	016300	22	163600	Y	
		** Increase in SL Allocation **			178,670.00						
22	170001	WCI INSTIT - INSTRUCTION									
		Staff Benefits- WCI Instruction	22	017000	14,911.00	22	017000	22	170001	Y	
		** Increase in SL Allocation **			14,911.00						
22	170005	WCI INSTIT - INSTIT SUPPORT									
		Staff Benefits- WCI - Instit Sup	22	017000	14,911.00	22	017000	22	170005	Y	
		** Increase in SL Allocation **			14,911.00						
22	170200	STAFF BENEFITS - LOCAL BUDGET									
		Staff Benefits - Local Budget	22	017000	1,071,491.00	22	017000	22	170200	Y	
		** Increase in SL Allocation **			1,071,491.00						
22	170300	STAFF BENEFITS-BUDGET STATE									
		Staff Benefits-Budget State	22	017000	3,363,244.00	22	017000	22	170300	Y	
		** Increase in SL Allocation **			3,363,244.00						
22	170400	STAFF BENEFITS - LONGEVITY									
		Staff Benefits - Longevity	22	017000	118,729.00	22	017000	22	170400	Y	
		** Increase in SL Allocation **			118,729.00						
22	180400	UNIVERSITY POLICE DEPARTMENT									
		University Police Department	22	018040	335,518.00	22	018040	22	180400	Y	
		** Increase in SL Allocation **			335,518.00						
22	182000	TUITION REMISSIONS & EXEMPTIONS									
		E&G Waivers & Exemptions	22	018200	148,148.00	22	018200	22	182000	Y	
		TUITION REM & EXMP	22	018200	148,148.00-	22	182000	22	018200	Y	
		** Decrease in SL Allocation **			0.00						

Printed on a Xerox 9700 Laser Printing System at the Computing Services Center / Texas A&M University

Form: URGB01 (02/05/85)

CC	Account	Transaction Description	--- Offset --- CC	Account	Amount	Actual Entry From CC	Account	To CC	Account	Feed	Mand
22	186010	HEF LIBRARY									
		Library Books	22	018600	449,242.00	22	018600	22	186010	Y	
		** Increase in SL Allocation **			449,242.00						
22	186125	RESERVE-HIGHER EDUCATION FUNDS									
		Reserve-Higher Education Funds	22	018600	877,884.00	22	018600	22	186125	Y	
		** Increase in SL Allocation **			877,884.00						
22	186145	HEF INFORMATION TECHNOLOGY									
		Technology Equipment	22	018600	339,497.00	22	018600	22	186145	Y	
		** Increase in SL Allocation **			339,497.00						
22	197000	E&G ACADEMIC SUPPORT BUDGET									
		E&G Acad Support Budget	22	019700	112,758.00	22	019700	22	197000	Y	
		** Increase in SL Allocation **			112,758.00						
22	197002	E&G STUDENT SERVICE BUDGET									
		E&G Student Support budget	22	019700	103,410.00	22	019700	22	197002	Y	
		** Increase in SL Allocation **			103,410.00						
22	199800	E&G BUDGETING EXPENSE									
		E & G BUDGETING EXPENSE	22	019900	10,000.00	22	019900	22	199800	Y	
		** Increase in SL Allocation **			10,000.00						
22	199900	E&G CONTINGENCY									
		E & G CONTINGENCY	22	019900	61,466.00	22	019900	22	199900	Y	
		** Increase in SL Allocation **			61,466.00						
22	199994	DISCOUNTS E&G SCHOLARSHIPS									
		TUTION DISCOUNTING	22	019994	256,286.00	22	019994	22	199994	N	
		** Increase in SL Allocation **			256,286.00						
22	200005	DESIGNATED TUITION									
		Designated Tuition	22	020000	7,270,358.00-	22	200005	22	020000	Y	
		** Decrease in SL Allocation **			7,270,358.00-						
22	200006	DESIGNATED SET ASIDE									
		Designated Set Aside	22	020000	436,221.00	22	020000	22	200006	Y	
		** Increase in SL Allocation **			436,221.00						
22	200033	CONCUR TRAVEL FEES									
		Concur Travel Fees	22	020000	10,000.00	22	020000	22	200033	Y	
		** Increase in SL Allocation **			10,000.00						
22	200035	BANK SERVICE CHARGES									
		Bank Service Charges	22	020000	8,500.00	22	020000	22	200035	Y	
		** Increase in SL Allocation **			8,500.00						

Printed on a Xerox 9700 Laser Printing System at the Computing Services Center / Texas A&M University

Form: URGB01 (02/05/85)

CC	Account	Transaction Description	--- Offset --- CC	Account	Amount	-------- Actual Entry --------- ---- From ----- CC	Account	----- To ------ CC	Account	Feed	Mand
22	200060	CREDIT CARD SERVICES									
		Credit Card Services	22	020000	85,000.00	22	020000	22	200060	Y	
		** Increase in SL Allocation **			85,000.00						
22	200070	HUB COORDINATOR SUPPORT									
		Hub Coordinator Support	22	020000	1,500.00	22	020000	22	200070	Y	
		** Increase in SL Allocation **			1,500.00						
22	200105	STUDENT SUPPORT SERVICES									
		Student Support Services	22	020000	12,757.00	22	020000	22	200105	Y	
		** Increase in SL Allocation **			12,757.00						
22	200125	NURSING ACCREDITATION									
		Nursing Local Expenses	22	020000	10,000.00	22	020000	22	200125	Y	
		** Increase in SL Allocation **			10,000.00						
22	200175	QUALITY ENHANCEMENT PLAN									
		Quality Enhancement Plan	22	020000	35,000.00	22	020000	22	200175	Y	
		** Increase in SL Allocation **			35,000.00						
22	200810	WORKERS COMPENSATION									
		Workers Compensation	22	020000	4,000.00	22	020000	22	200810	Y	
		** Increase in SL Allocation **			4,000.00						
22	200996	DESIGNATED INSURANCE									
		Designated Insurance	22	020000	55,000.00	22	020000	22	200996	Y	
		** Increase in SL Allocation **			55,000.00						
22	200997	EMPLOYER INSURANCE SUPPLEMENT									
		Employer Insurance Supplement	22	020000	30,000.00	22	020000	22	200997	Y	
		** Increase in SL Allocation **			30,000.00						
22	201000	CASE - ARTS, SCIENCES & EDUCATIO									
		College of Education & Liberal A	22	020000	893,792.00	22	020000	22	201000	Y	
		** Increase in SL Allocation **			893,792.00						
22	201005	A&M TEXARKANA NTCC CENTER									
		A&M Texarkana Ntcc Center	22	020000	7,162.00	22	020000	22	201005	Y	
		** Increase in SL Allocation **			7,162.00						
22	201100	CBET - BUSINESS, ENG & TECHNOLOG									
		College of Business	22	020000	715,004.00	22	020000	22	201100	Y	
		** Increase in SL Allocation **			715,004.00						
22	201101	COLLEGE OF BUS PROF DEVELOPMENT									
		College of Bus Prof Development	22	020000	30,000.00	22	020000	22	201101	Y	
		** Increase in SL Allocation **			30,000.00						

Printed on a Xerox 9700 Laser Printing System at the Computing Services Center / Texas A&M University

Form: URGB01 (02/05/85)

CC	Account	Transaction Description	--- Offset --- CC	Account	Amount	-------- Actual Entry --------- ---- From ----- CC	Account	----- To ------ CC	Account	Feed	Mand
22	202001	INFORMATION TECHNOLOGY OPERATION									
		Information Technology Operation	22	020000	63,364.00	22	020000	22	202001	Y	
		** Increase in SL Allocation **			63,364.00						
22	203000	REGISTRAR OFFICE									
		Registrar Office	22	020000	32,796.00	22	020000	22	203000	Y	
		** Increase in SL Allocation **			32,796.00						
22	203150	LIBRARY									
		Library	22	020000	585,250.00	22	020000	22	203150	Y	
		** Increase in SL Allocation **			585,250.00						
22	203225	USF PLACE									
		USF PLACE	22	020300	50,000.00	22	020300	22	203225	Y	
		** Increase in SL Allocation **			50,000.00						
22	203500	USF UNIVERSITY SERVICE									
		Fund USF GL	22	020300	2,258,852.00-	22	203500	22	020300	Y	
		** Decrease in SL Allocation **			2,258,852.00-						
22	203505	USF STUDENT ORGANIZATIONS									
		USF Student Organizations	22	020300	40,000.00	22	020300	22	203505	Y	
		** Increase in SL Allocation **			40,000.00						
22	203515	USF STUDENT GOVERNMENT ASSOCIATI									
		USF Student Government Associati	22	020300	3,500.00	22	020300	22	203515	Y	
		** Increase in SL Allocation **			3,500.00						
22	203525	USF CAREER SERVICES & OPERATIONS									
		USF Career Services & Operations	22	020300	15,230.00	22	020300	22	203525	Y	
		** Increase in SL Allocation **			15,230.00						
22	203530	USF CAMPUS PROGRAMS & ACTIVITIES									
		USF Campus Programs & Activities	22	020300	55,000.00	22	020300	22	203530	Y	
		** Increase in SL Allocation **			55,000.00						
22	203535	USF SPECIAL EVENTS,WRKSHOPS,SEMI									
		USF Special Events,Wrkshops,Semi	22	020300	30,800.00	22	020300	22	203535	Y	
		** Increase in SL Allocation **			30,800.00						
22	203540-00000	USF STUDENT SUPPORT SERVICES									
		USF Student Support Services	22	020300	59,176.00	22	020300	22	203540-00000	Y	
		** Increase in SL Allocation **			59,176.00						
22	203545	USF REGISTRAR									
		USF Registrar Office	22	020300	82,615.00	22	020300	22	203545	Y	
		** Increase in SL Allocation **			82,615.00						

Printed on a Xerox 9700 Laser Printing System at the Computing Services Center / Texas A&M University

Form: URGB01 (02/05/85)

CC	Account	Transaction Description	--- Offset --- CC	Account	Amount	-------- Actual Entry --------- ---- From ----- CC	Account	----- To ------ CC	Account	Feed	Mand
22	203550	USF FINANCIAL AID									
		USF Financial Aid	22	020300	20,525.00	22	020300	22	203550	Y	
		** Increase in SL Allocation **			20,525.00						
22	203565	USF IT CONTRACTS									
		USF IT Contracts	22	020300	336,407.00	22	020300	22	203565	Y	
		** Increase in SL Allocation **			336,407.00						
22	203575	USF INFORMATION TECHNOLOGY									
		USF Information Technology	22	020300	125,173.00	22	020300	22	203575	Y	
		** Increase in SL Allocation **			125,173.00						
22	203600	USF LIBRARY									
		USF Library	22	020300	176,783.00	22	020300	22	203600	Y	
		** Increase in SL Allocation **			176,783.00						
22	203605	USF CASE									
		USF Case	22	020300	244,347.00	22	020300	22	203605	Y	
		** Increase in SL Allocation **			244,347.00						
22	203615	USF CBET									
		USF CBET	22	020300	235,000.00	22	020300	22	203615	Y	
		** Increase in SL Allocation **			235,000.00						
22	203630	USF ADMISSIONS OFFICE									
		USF Admissions Office	22	020300	175,325.00	22	020300	22	203630	Y	
		** Increase in SL Allocation **			175,325.00						
22	203640	USF CONVOCATION									
		USF Convocation	22	020300	4,650.00	22	020300	22	203640	Y	
		** Increase in SL Allocation **			4,650.00						
22	203645	USF PROVOST									
		USF Provost	22	020300	15,000.00	22	020300	22	203645	Y	
		** Increase in SL Allocation **			15,000.00						
22	203646	USF A&M NTCC CENTER									
		USF A&M NTCC Center	22	020300	25,217.00	22	020300	22	203646	Y	
		** Increase in SL Allocation **			25,217.00						
22	203655	USF VPFA									
		USF VPFA	22	020300	11,113.00	22	020300	22	203655	Y	
		** Increase in SL Allocation **			11,113.00						
22	203665-00000	USF ADVISING AND SUCCESS									
		USF Advising And Success	22	020300	18,224.00	22	020300	22	203665-00000	Y	
		** Increase in SL Allocation **			18,224.00						

Printed on a Xerox 9700 Laser Printing System at the Computing Services Center / Texas A&M University

Form: URGB01 (02/05/85)

CC	Account	Transaction Description	--- Offset --- CC	Account	Amount	Actual Entry From CC	Account	To CC	Account	Feed	Mand
22	203667	USF FYE									
		USF FYE	22	020300	70,311.00	22	020300	22	203667	Y	
		** Increase in SL Allocation **			70,311.00						
22	203668	USF SUCCESS CENTER									
		USF Success Center	22	020300	92,340.00	22	020300	22	203668	Y	
		** Increase in SL Allocation **			92,340.00						
22	203669	USF AVP STUDENT ACCESS & SUCCESS									
		USF AVP Student Access & Success	22	020300	10,054.00	22	020300	22	203669	Y	
		** Increase in SL Allocation **			10,054.00						
22	203677	USF BUSINESS OFFICE									
		USF Business Office	22	020300	14,500.00	22	020300	22	203677	Y	
		** Increase in SL Allocation **			14,500.00						
22	206000	PRESIDENT'S OFFICE									
		President's Office	22	020000	79,286.00	22	020000	22	206000	Y	
		** Increase in SL Allocation **			79,286.00						
22	206005	ADMINISTRATIVE SERVICES/COMMERCE									
		Administrative Services/Commerce	22	020000	357,249.00	22	020000	22	206005	Y	
		** Increase in SL Allocation **			357,249.00						
22	206022	SYSTEM OPERATIONS SUPPORT									
		System Operations Support	22	020000	326,345.00	22	020000	22	206022	Y	
		** Increase in SL Allocation **			326,345.00						
22	206025	TAMUS SUPPORT SERVICES									
		Tamus Support Services	22	020000	205,540.00	22	020000	22	206025	Y	
		** Increase in SL Allocation **			205,540.00						
22	206100	ADMISSIONS OFFICE									
		Admissions Office	22	020000	55,631.00	22	020000	22	206100	Y	
		Admissions Office	22	020000	1,000.00	22	021530	22	206100	Y	
		** Increase in SL Allocation **			56,631.00						
22	206130	ENROLLMENT SERVICES									
		Enrollment Services	22	020000	23,000.00	22	020000	22	206130	Y	
		** Increase in SL Allocation **			23,000.00						
22	206140	UNIVERSITY ADVANCEMENT OFFICE									
		University Advancement Office	22	020000	345,642.00	22	020000	22	206140	Y	
		** Increase in SL Allocation **			345,642.00						
22	206200	PROVOST & VP ACAD & STUDENT AFFA									
		Provost & Vp Acad & Student Affa	22	020000	298,291.00	22	020000	22	206200	Y	
		** Increase in SL Allocation **			298,291.00						

Printed on a Xerox 9700 Laser Printing System at the Computing Services Center / Texas A&M University

Form: URGB01 (02/05/85)

CC	Account	Transaction Description	Offset CC	Offset Account	Amount	Actual Entry From CC	Actual Entry From Account	Actual Entry To CC	Actual Entry To Account	Feed	Mand
22	206215	ASSOC PROVOST OPERATIONS & TRAVE									
		Assoc Provost Operations & Trave	22	020000	104,905.00	22	020000	22	206215	Y	
		** Increase in SL Allocation **			104,905.00						
22	206250	INTERNATIONAL STUDIES OFFICE-SAL									
		International Studies Office	22	020000	18,751.00	22	020000	22	206250	Y	
		** Increase in SL Allocation **			18,751.00						
22	206300	VPFA OFFICE									
		Vpfa Office	22	020000	35,325.00	22	021530	22	206300	Y	
		Vpfa Office	22	020000	49,132.00	22	020000	22	206300	Y	
		** Increase in SL Allocation **			84,457.00						
22	206301	VPFA PROFESSIONAL DEVELOPMENT									
		Vpfa Professional Development	22	020000	30,000.00	22	020000	22	206301	Y	
		** Increase in SL Allocation **			30,000.00						
22	206302	FINANCE & ADMIN DIV CONTRACTS									
		Finance & Admin Div Contracts	22	020000	208,560.00	22	020000	22	206302	Y	
		** Increase in SL Allocation **			208,560.00						
22	206320	ACCOUNTING OFFICE									
		Accounting Office	22	020000	25,774.00	22	020000	22	206320	Y	
		** Increase in SL Allocation **			25,774.00						
22	206330	PURCHASING OFFICE									
		Purchasing Office	22	020000	2,500.00	22	020000	22	206330	Y	
		** Increase in SL Allocation **			2,500.00						
22	206360	HUMAN RESOURCE OFFICE									
		Human Resource Office	22	020000	7,000.00	22	020000	22	206360	Y	
		** Increase in SL Allocation **			7,000.00						
22	206361	LOCAL RECRUITING									
		Local Recruiting	22	020000	6,000.00	22	020000	22	206361	Y	
		** Increase in SL Allocation **			6,000.00						
22	208040	UNIVERSITY POLICE DEPARTMENT									
		University Police Department	22	020000	21,561.00	22	020000	22	208040	Y	
		** Increase in SL Allocation **			21,561.00						
22	208050	UTILITIES									
		Utilities	22	020000	551,656.00	22	020000	22	208050	Y	
		** Increase in SL Allocation **			551,656.00						
22	208051	REFUSE									
		Refuse	22	020000	16,000.00	22	020000	22	208051	Y	
		** Increase in SL Allocation **			16,000.00						

Printed on a Xerox 9700 Laser Printing System at the Computing Services Center / Texas A&M University

Form: URGB01 (02/05/85)

CC	Account	Transaction Description	--- Offset --- CC	Account	Amount	Actual Entry --- From CC	Account	To CC	Account	Feed	Mand
22	209010	SSC CONTRACTED SERVICES									
		SSC Contracted Services	22	020900	870,295.00	22	020900	22	209010	Y	
		** Increase in SL Allocation **			870,295.00						
22	209020	SSC REPAIRS & MAINTENANCE									
		SSC Repairs & Maintenance	22	020900	310,000.00	22	020900	22	209020	Y	
		** Increase in SL Allocation **			310,000.00						
22	211090	TPEG-RESIDENT									
		TPEG TRANSFER	22	021109	439,000.00	22	021109	22	211090	N	
		** Increase in SL Allocation **			439,000.00						
22	215300	LATE REGISTRATION FEES									
		Application Fee	22	021530	1,000.00-	22	215300	22	021530	Y	
		** Decrease in SL Allocation **			1,000.00-						
22	215310	INSTALLMENT PAYMENT PLAN									
		Interest Income	22	021530	35,325.00-	22	215310	22	021530	Y	
		** Decrease in SL Allocation **			35,325.00-						
22	215450	DISTANCE ED FEE									
		DISTANCE ED Fee	22	021545	713,040.00-	22	215450	22	021545	Y	
		** Decrease in SL Allocation **			713,040.00-						
22	215451-00000	DISTANCE EDUCATION									
		DISTANCE ED	22	021545	88,411.00	22	021545	22	215451-00000	Y	
		** Increase in SL Allocation **			88,411.00						
22	215452-00000	DISTANCE EDUCATION TECHNOLOGY									
		DISTANCE ED TECHNOLOGY	22	021545	504,904.00	22	021545	22	215452-00000	Y	
		** Increase in SL Allocation **			504,904.00						
22	215454	DISTANCE ED FEE - TESTING CENTER									
		DE Testing Center(Sears)	22	021545	54,868.00	22	021545	22	215454	Y	
		** Increase in SL Allocation **			54,868.00						
22	215456	DISTANCE ED FEE - CASE									
		DE CASE (Coke)	22	021545	64,857.00	22	021545	22	215456	Y	
		** Increase in SL Allocation **			64,857.00						
22	215900	RECREATIONAL SPORTS FEE									
		FUND REC SPORTS GL	22	021590	459,559.00-	22	215900	22	021590	Y	
		** Decrease in SL Allocation **			459,559.00-						
22	215910-00000	RECREATIONAL SPORTS									
		REC SPORTS	22	021590	291,530.00	22	021590	22	215910-00000	Y	
		** Increase in SL Allocation **			291,530.00						

Printed on a Xerox 9700 Laser Printing System at the Computing Services Center / Texas A&M University

Form: URGB01 (02/05/85)

CC	Account	Transaction Description	Offset CC	Offset Account	Amount	Actual Entry From CC	Actual Entry From Account	Actual Entry To CC	Actual Entry To Account	Feed	Mand
22	215920	REC SPORTS FEE CONTINGENCY									
		REC SPORTS CONTINGENCY	22	021590	76,560.00	22	021590	22	215920	Y	
		** Increase in SL Allocation **			76,560.00						
22	215940	REC CENTER OPERATIONS									
		REC CENTER OPERATIONS	22	021590	91,469.00	22	021590	22	215940	Y	
		** Increase in SL Allocation **			91,469.00						
22	216005	APPLICATION FEE									
		Application Fee	22	021600	50,000.00-	22	216005	22	021600	Y	
		** Decrease in SL Allocation **			50,000.00-						
22	216010	INTEREST INCOME									
		INTEREST INCOME	22	021600	250,000.00-	22	216010	22	021600	Y	
		** Decrease in SL Allocation **			250,000.00-						
22	216060-00000	PRESIDENT'S SALARY SUPPLEMENT									
		President's Salary Supplement	22	021600	340,306.00	22	021600	22	216060-00000	Y	
		** Increase in SL Allocation **			340,306.00						
22	270300	TELEPHONE									
		Telephone	22	027030	20,000.00	22	027030	22	270300	Y	
		** Increase in SL Allocation **			20,000.00						
22	270600	INTERNAL PRINTING									
		INTERNAL PRINTING	22	027060	13,500.00	22	027060	22	270600	Y	
		INTERNAL PRINTING	22	027060	13,500.00-	22	270600	22	027060	Y	
		** Decrease in SL Allocation **			0.00						
22	299999	TUITION DISCOUNT/UNRESTRICED									
		TUITION DISCOUNTING	22	029000	2,106,588.00	22	029000	22	299999	N	
		** Increase in SL Allocation **			2,106,588.00						
22	315700	PARKING PERMIT REVENUE									
		Parking Revenue	22	031500	36,750.00-	22	315700	22	031500	Y	
		** Decrease in SL Allocation **			36,750.00-						
22	315710	PARKING CONTINGENCY									
		Parking Contingency	22	031500	36,750.00	22	031500	22	315710	Y	
		** Increase in SL Allocation **			36,750.00						
22	320000	UNIVERSITY CENTER FEE									
		FUND UNIV CENTER GL	22	032000	143,939.00-	22	320000	22	032000	Y	
		** Decrease in SL Allocation **			143,939.00-						
22	320010	UNIVERSITY CENTER FEE UTILITIES									
		UNIV CTR UTILITIES	22	032000	36,600.00	22	032000	22	320010	Y	
		** Increase in SL Allocation **			36,600.00						

Printed on a Xerox 9700 Laser Printing System at the Computing Services Center / Texas A&M University

Form: URGB01 (02/05/85)

CC	Account	Transaction Description	Actual Entry --- Offset CC	Offset Account	Amount	From CC	From Account	To CC	To Account	Feed	Mand
22	320030	UNIVERSITY CENTER FEE CONTINGENC									
		U CNTR CONTINGENCY	22	032000	107,339.00	22	032000	22	320030	Y	
		** Increase in SL Allocation **			107,339.00						
22	360010	BRINGLE LAKE VILLAGE									
		BLV	22	036000	253,002.00	22	036000	22	360010	Y	
		** Increase in SL Allocation **			253,002.00						
22	360015	BRINGLE LAKE VILLAGE UTILITIES									
		BLV	22	036000	120,000.00	22	036000	22	360015	Y	
		** Increase in SL Allocation **			120,000.00						
22	360020	BRINGLE LAKE VILLAGE REVENUES									
		FUND BLV GL	22	036000	1,476,006.00-	22	360020	22	036000	Y	
		** Decrease in SL Allocation **			1,476,006.00-						
22	360030	BRINGLE LAKE VILLAGE CAPITAL RPL									
		BLV	22	036000	20,000.00	22	036000	22	360030	Y	
		** Increase in SL Allocation **			20,000.00						
22	360050	RESIDENCE LIFE									
		RESIDENCE LIFE	22	036000	44,189.00	22	036000	22	360050	Y	
		** Increase in SL Allocation **			44,189.00						
22	360070	PURCHASED SECURITY SERV-RES LIVI									
		PURCHASED SECURITY	22	036000	22,719.00	22	036000	22	360070	Y	
		** Increase in SL Allocation **			22,719.00						
22	360400	ATHLETIC FEE									
		Student Generated Athletic Fee	22	036400	493,372.00-	22	360400	22	036400	Y	
		** Decrease in SL Allocation **			493,372.00-						
22	360405	ATHLETICS OPERATIONS									
		Athletics Operations	22	036400	1,037,261.00	22	036400	22	360405	Y	
		** Increase in SL Allocation **			1,037,261.00						
22	360420	WOMEN'S SOCCER									
		Soccer	22	036400	81,293.00	22	036400	22	360420	Y	
		** Increase in SL Allocation **			81,293.00						
22	360440	BASEBALL									
		Baseball	22	036400	71,599.00	22	036400	22	360440	Y	
		** Increase in SL Allocation **			71,599.00						
22	360450	TENNIS									
		Tennis	22	036400	26,596.00	22	036400	22	360450	Y	
		** Increase in SL Allocation **			26,596.00						

Printed on a Xerox 9700 Laser Printing System at the Computing Services Center / Texas A&M University

Form: URGB01 (02/05/85)

CC	Account	Transaction Description	--- Offset --- CC	Account	Amount	-------- Actual Entry --------- ---- From ----- CC	Account	----- To ------ CC	Account	Feed	Mand
22	360460	SOFTBALL									
		Softball	22	036400	62,839.00	22	036400	22	360460	Y	
		** Increase in SL Allocation **			62,839.00						
22	369999	BLV CAPITAL RESERVE PLAN									
		BLV CAPT RES PLAN	22	036005	116,596.00	22	036005	22	369999	Y	
		** Increase in SL Allocation **			116,596.00						
22	375010	STUDENT HEALTH FEE									
		FUND STUD HEALTH FEE GL	22	037500	207,143.00-	22	375010	22	037500	Y	
		** Decrease in SL Allocation **			207,143.00-						
22	375030	COUNSELING SERVICES									
		COUNSELING SERVICES	22	037500	207,143.00	22	037500	22	375030	Y	
		** Increase in SL Allocation **			207,143.00						
22	399999	DISCOUNTS AUX FEES & SALES									
		TUITION DISCOUNTING	22	039999	512,534.00	22	039999	22	399999	N	
		** Increase in SL Allocation **			512,534.00						
22	499997	DISCOUNTS RESTRICTED SCHOLARSHIP									
		TUITION DISCOUNTING	22	049999	2,875,408.00-	22	499997	22	049999	N	
		** Decrease in SL Allocation **			2,875,408.00-						
22	499998	RESTRICTED BUDGET INFORMATION									
		RESTRICTED	22	040000	4,936,709.00-	22	499998	22	040000	N	
		RESTRICTED	22	040000	4,936,709.00	22	040000	22	499998	Y	
		** Decrease in SL Allocation **			0.00						

Printed on a Xerox 9700 Laser Printing System at the Computing Services Center / Texas A&M University

Form: URGB01 (02/05/85)

Account	Name	Section	Page
100001-	LEGISLATIVE APPROPRIATION	2	1
100003-	LEGISLATIVE APPROPRIATION OASI	2	1
100004-	FUND 0001 GIP	2	1
100007-	HIGHER EDUCATION FUNDS	2	1
100008-	FUND 0001 RETIREMENT - ORP	2	1
100013-	FUND 0001 RETIREMENT - TRS	2	1
100100-00000	STATUTORY TUITION	2	1
100500-00000	GRADUATE TUITION	2	1
100815-	INTEREST INCOME STATE TREASURY	2	1
100820-	LAB FEES	2	1
120000-	COLLEGE OF ARTS, SCI & EDUCATION	2	2
121000-	COLLEGE OF BUSI, ENGINEERING & TECH	2	2
126800-	TECHNOLOGY & DISTANCE EDU - IE	2	2
131000-	OFFICE OF RESEARCH	2	2
131001-	OFFICE OF GRADUATE STUDIES	2	2
132005-	LIBRARY - IE	2	2
132750-	TEXAS GRANTS PROGRAM-RENEWAL YR	2	2
132755-	TEXAS GRANTS PROGRAM-INITIAL YR	2	2
150000-	NORTHEAST TEXAS EDUCATION PART	2	3
150100-	ACADEMIC PROGRAM EXPANSION	2	3
150110-	BIOLOGY PROGRAM	2	3
150200-	DOWNWARD EXPANSION - CASE	2	3
150201-	DOWNWARD EXPANSION - CBET	2	3
150400-	INSTIT ENHANCEMENT - CASE	2	3
150401-	INSTIT ENHANCEMENT - CBET	2	3
150410-	STUDENT VISION ENDOWMENT MATCHING	2	3
150500-	NURSING PROGRAM SPECIAL ITEM	2	3
150600-	STUDENT SUCCESS PROGRAM SPEC ITEM	2	4
150604-	STUD SUC SPEC ITEM -CELA	2	4
150606-	STUD SUC SPEC ITEM -FIN AID	2	4
150627-	STUD SUC SPEC ITEM -VPASA	2	4
150628-	STUD SUC SPEC ITEM -CAREER SERVICES	2	4
150650-	STUD SUC SPEC ITEM- QEP	2	4
160000-	OFFICE OF THE PRESIDENT	2	4
160001-	E&G PRESIDENT'S DIV SURPLUS	2	4
161000-	ADMISSIONS OFFICE	2	4
161100-	REGISTRAR OFFICE	2	5
161200-	FINANCIAL AID & VETERANS SERVICES	2	5
161300-	ENROLLMENT SERVICES	2	5
161400-	UNIVERSITY ADVANCEMENT	2	5
161420-	COMMUNICATIONS	2	5
161500-	ASST VICE PRES STUDENT ACCESS/SUCCE	2	5
161600-	STUDENT SUPPORT SERVICES	2	5
162000-	PROVOST & VP ACAD & STUDENT AFFAIRS	2	5
162010-	INSTITUTIONAL DATA MANAGEMENT	2	5
162015-	ASSOCIATE PROVOST SUPPORT STAFF	2	5
162020-	ADVISING & STUDENT SUCCESS	2	6
163000-	VICE PRES FINANCE & ADMINISTRATION	2	6
163010-	BUDGET OFFICE	2	6
163100-	BUSINESS OFFICE	2	6
163200-	ACCOUNTING OFFICE	2	6

Printed on a Xerox 9700 Laser Printing System at the Computing Services Center / Texas A&M University

Form: URGB01 (02/05/85)

Account	Name	Section	Page
163250-	ENVIRONMENTAL HEALTH & SAFETY	2	6
163300-	PURCHASING OFFICE	2	6
163400-	PAYROLL OFFICE	2	6
163600-	HUMAN RESOURCES	2	6
170001-	WCI INSTIT - INSTRUCTION	2	6
170005-	WCI INSTIT - INSTIT SUPPORT	2	7
170200-	STAFF BENEFITS - LOCAL BUDGET	2	7
170300-	STAFF BENEFITS-BUDGET STATE	2	7
170400-	STAFF BENEFITS - LONGEVITY	2	7
180400-	UNIVERSITY POLICE DEPARTMENT	2	7
182000-	TUITION REMISSIONS & EXEMPTIONS	2	7
186010-	HEF LIBRARY	2	7
186125-	RESERVE-HIGHER EDUCATION FUNDS	2	7
186145-	HEF INFORMATION TECHNOLOGY	2	7
197000-	E&G ACADEMIC SUPPORT BUDGET	2	8
197002-	E&G STUDENT SERVICE BUDGET	2	8
199800-	E&G BUDGETING EXPENSE	2	8
199900-	E&G CONTINGENCY	2	8
199994-	DISCOUNTS E&G SCHOLARSHIPS	2	8
200005-	DESIGNATED TUITION	3	1
200006-	DESIGNATED SET ASIDE	3	1
200033-	CONCUR TRAVEL FEES	3	1
200035-	BANK SERVICE CHARGES	3	1
200060-	CREDIT CARD SERVICES	3	1
200070-	HUB COORDINATOR SUPPORT	3	1
200105-	STUDENT SUPPORT SERVICES	3	1
200125-	NURSING ACCREDITATION	3	1
200175-	QUALITY ENHANCEMENT PLAN	3	1
200810-	WORKERS COMPENSATION	3	2
200996-	DESIGNATED INSURANCE	3	2
200997-	EMPLOYER INSURANCE SUPPLEMENT	3	2
201000-	CASE - ARTS, SCIENCES & EDUCATION	3	2
201005-	A&M TEXARKANA NTCC CENTER	3	2
201100-	CBET - BUSINESS, ENG & TECHNOLOGY	3	2
201101-	COLLEGE OF BUS PROF DEVELOPMENT	3	2
202001-	INFORMATION TECHNOLOGY OPERATIONS	3	2
203000-	REGISTRAR OFFICE	3	3
203150-	LIBRARY	3	3
203225-	USF PLACE	3	3
203500-	USF UNIVERSITY SERVICE	3	3
203505-	USF STUDENT ORGANIZATIONS	3	3
203515-	USF STUDENT GOVERNMENT ASSOCIATION	3	3
203525-	USF CAREER SERVICES & OPERATIONS	3	3
203530-	USF CAMPUS PROGRAMS & ACTIVITIES	3	3
203535-	USF SPECIAL EVENTS,WRKSHOPS,SEMINAR	3	3
203540-00000	USF STUDENT SUPPORT SERVICES	3	4
203545-	USF REGISTRAR	3	4
203550-	USF FINANCIAL AID	3	4
203565-	USF IT CONTRACTS	3	4
203575-	USF INFORMATION TECHNOLOGY	3	4
203600-	USF LIBRARY	3	4

Printed on a Xerox 9700 Laser Printing System at the Computing Services Center / Texas A&M University

Form: URGB01 (02/05/85)

Account	Name	Section	Page
203605-	USF CASE	3	4
203615-	USF CBET	3	4
203630-	USF ADMISSIONS OFFICE	3	5
203640-	USF CONVOCATION	3	5
203645-	USF PROVOST	3	5
203646-	USF A&M NTCC CENTER	3	5
203655-	USF VPFA	3	5
203665-00000	USF ADVISING AND SUCCESS	3	5
203667-	USF FYE	3	5
203668-	USF SUCCESS CENTER	3	5
203669-	USF AVP STUDENT ACCESS & SUCCESS	3	6
203677-	USF BUSINESS OFFICE	3	6
206000-	PRESIDENT'S OFFICE	3	6
206005-	ADMINISTRATIVE SERVICES/COMMERCE	3	6
206022-	SYSTEM OPERATIONS SUPPORT	3	6
206025-	TAMUS SUPPORT SERVICES	3	6
206100-	ADMISSIONS OFFICE	3	6
206130-	ENROLLMENT SERVICES	3	6
206140-	UNIVERSITY ADVANCEMENT OFFICE	3	6
206200-	PROVOST & VP ACAD & STUDENT AFFAIRS	3	7
206215-	ASSOC PROVOST OPERATIONS & TRAVEL	3	7
206250-	INTERNATIONAL STUDIES OFFICE-SALARY	3	7
206300-	VPFA OFFICE	3	7
206301-	VPFA PROFESSIONAL DEVELOPMENT	3	7
206302-	FINANCE & ADMIN DIV CONTRACTS	3	7
206320-	ACCOUNTING OFFICE	3	7
206330-	PURCHASING OFFICE	3	7
206360-	HUMAN RESOURCE OFFICE	3	7
206361-	LOCAL RECRUITING	3	8
208040-	UNIVERSITY POLICE DEPARTMENT	3	8
208050-	UTILITIES	3	8
208051-	REFUSE	3	8
209010-	SSC CONTRACTED SERVICES	3	8
209020-	SSC REPAIRS & MAINTENANCE	3	8
211090-	TPEG-RESIDENT	3	8
215300-	LATE REGISTRATION FEES	3	8
215310-	INSTALLMENT PAYMENT PLAN	3	8
215450-	DISTANCE ED FEE	3	9
215451-00000	DISTANCE EDUCATION	3	9
215452-00000	DISTANCE EDUCATION TECHNOLOGY	3	9
215454-	DISTANCE ED FEE - TESTING CENTER	3	9
215456-	DISTANCE ED FEE - CASE	3	9
215810-	STUDENT VISION ENDOW. SCHOLAR FEE	3	9
215900-	RECREATIONAL SPORTS FEE	3	9
215910-00000	RECREATIONAL SPORTS	3	9
215920-	REC SPORTS FEE CONTINGENCY	3	10
215940-	REC CENTER OPERATIONS	3	10
216005-	APPLICATION FEE	3	10
216010-	INTEREST INCOME	3	10
216060-00000	PRESIDENT'S SALARY SUPPLEMENT	3	10
270200-	POSTAGE SERVICE CENTER	4	1

Printed on a Xerox 9700 Laser Printing System at the Computing Services Center / Texas A&M University

Form: URGB01 (02/05/85)

Account	Name	Section	Page
270300-	TELEPHONE	3	10
270400-	TRANSPORTATION	4	1
270501-	UNEMPLOYEMNT COMP INS - BUDGETED	4	1
270600-	INTERNAL PRINTING	4	1
279900-	LUMP SUM VACATION PAYMENTS	4	1
282000-	DESIGNATED WAIVERS & EXEMPTIONS	3	10
299999-	TUITION DISCOUNT/UNRESTRICED	3	10
315700-	PARKING PERMIT REVENUE	5	1
315710-	PARKING CONTINGENCY	5	1
320000-	UNIVERSITY CENTER FEE	5	1
320010-	UNIVERSITY CENTER FEE UTILITIES	5	1
320030-	UNIVERSITY CENTER FEE CONTINGENCY	5	1
360010-	BRINGLE LAKE VILLAGE	5	1
360015-	BRINGLE LAKE VILLAGE UTILITIES	5	1
360020-	BRINGLE LAKE VILLAGE REVENUES	5	1
360030-	BRINGLE LAKE VILLAGE CAPITAL RPLCMT	5	1
360050-	RESIDENCE LIFE	5	2
360070-	PURCHASED SECURITY SERV-RES LIVING	5	2
360400-	ATHLETIC FEE	5	2
360405-	ATHLETICS OPERATIONS	5	2
360420-	WOMEN'S SOCCER	5	2
360440-	BASEBALL	5	2
360450-	TENNIS	5	2
360460-	SOFTBALL	5	2
369999-	BLV CAPITAL RESERVE PLAN	5	3
375010-	STUDENT HEALTH FEE	5	3
375030-	COUNSELING SERVICES	5	3
382000-	AUX WAIVERS AND EXEMPTIONS	5	3
391001-	BUDGETED AUX INTEREST INCOME	5	3
399999-	DISCOUNTS AUX FEES & SALES	5	3
499992-	RESTRICTED BUDGET INFO-ACADEMIC SUP	6	1
499993-	RESTRICTED BUDGET INFO-STUDENT SUPP	6	1
499995-	RESTRICTED BUDGET INFO-O&M OF PLANT	6	1
499997-	DISCOUNTS RESTRICTED SCHOLARSHIPS	6	1
499998-	RESTRICTED BUDGET INFORMATION	6	1

Printed on a Xerox 9700 Laser Printing System at the Computing Services Center / Texas A&M University

Form: URGB01 (02/05/85)

Name	Account	Section	Page
A&M TEXARKANA NTCC CENTER	201005-	3	2
ACADEMIC PROGRAM EXPANSION	150100-	2	3
ACCOUNTING OFFICE	163200-	2	6
ACCOUNTING OFFICE	206320-	3	7
ADMINISTRATIVE SERVICES/COMMERCE	206005-	3	6
ADMISSIONS OFFICE	206100-	3	6
ADMISSIONS OFFICE	161000-	2	4
ADVISING & STUDENT SUCCESS	162020-	2	6
APPLICATION FEE	216005-	3	10
ASSOC PROVOST OPERATIONS & TRAVEL	206215-	3	7
ASSOCIATE PROVOST SUPPORT STAFF	162015-	2	5
ASST VICE PRES STUDENT ACCESS/SUCCE	161500-	2	5
ATHLETIC FEE	360400-	5	2
ATHLETICS OPERATIONS	360405-	5	2
AUX WAIVERS AND EXEMPTIONS	382000-	5	3
BANK SERVICE CHARGES	200035-	3	1
BASEBALL	360440-	5	2
BIOLOGY PROGRAM	150110-	2	3
BLV CAPITAL RESERVE PLAN	369999-	5	3
BRINGLE LAKE VILLAGE	360010-	5	1
BRINGLE LAKE VILLAGE CAPITAL RPLCMT	360030-	5	1
BRINGLE LAKE VILLAGE REVENUES	360020-	5	1
BRINGLE LAKE VILLAGE UTILITIES	360015-	5	1
BUDGET OFFICE	163010-	2	6
BUDGETED AUX INTEREST INCOME	391001-	5	3
BUSINESS OFFICE	163100-	2	6
CASE - ARTS, SCIENCES & EDUCATION	201000-	3	2
CBET - BUSINESS, ENG & TECHNOLOGY	201100-	3	2
COLLEGE OF ARTS, SCI & EDUCATION	120000-	2	2
COLLEGE OF BUS PROF DEVELOPMENT	201101-	3	2
COLLEGE OF BUSI, ENGINEERING & TECH	121000-	2	2
COMMUNICATIONS	161420-	2	5
CONCUR TRAVEL FEES	200033-	3	1
COUNSELING SERVICES	375030-	5	3
CREDIT CARD SERVICES	200060-	3	1
DESIGNATED INSURANCE	200996-	3	2
DESIGNATED SET ASIDE	200006-	3	1
DESIGNATED TUITION	200005-	3	1
DESIGNATED WAIVERS & EXEMPTIONS	282000-	3	10
DISCOUNTS AUX FEES & SALES	399999-	5	3
DISCOUNTS E&G SCHOLARSHIPS	199994-	2	8
DISCOUNTS RESTRICTED SCHOLARSHIPS	499997-	6	1
DISTANCE ED FEE	215450-	3	9
DISTANCE ED FEE - CASE	215456-	3	9
DISTANCE ED FEE - TESTING CENTER	215454-	3	9
DISTANCE EDUCATION	215451-00000	3	9
DISTANCE EDUCATION TECHNOLOGY	215452-00000	3	9
DOWNWARD EXPANSION - CASE	150200-	2	3
DOWNWARD EXPANSION - CBET	150201-	2	3
E&G ACADEMIC SUPPORT BUDGET	197000-	2	8
E&G BUDGETING EXPENSE	199800-	2	8

Printed on a Xerox 9700 Laser Printing System at the Computing Services Center / Texas A&M University

Form: URGB01 (02/05/85)

Name	Account	Section	Page
E&G CONTINGENCY	199900-	2	8
E&G PRESIDENT'S DIV SURPLUS	160001-	2	4
E&G STUDENT SERVICE BUDGET	197002-	2	8
EMPLOYER INSURANCE SUPPLEMENT	200997-	3	2
ENROLLMENT SERVICES	206130-	3	6
ENROLLMENT SERVICES	161300-	2	5
ENVIRONMENTAL HEALTH & SAFETY	163250-	2	6
FINANCE & ADMIN DIV CONTRACTS	206302-	3	7
FINANCIAL AID & VETERANS SERVICES	161200-	2	5
FUND 0001 GIP	100004-	2	1
FUND 0001 RETIREMENT - ORP	100008-	2	1
FUND 0001 RETIREMENT - TRS	100013-	2	1
GRADUATE TUITION	100500-00000	2	1
HEF INFORMATION TECHNOLOGY	186145-	2	7
HEF LIBRARY	186010-	2	7
HIGHER EDUCATION FUNDS	100007-	2	1
HUB COORDINATOR SUPPORT	200070-	3	1
HUMAN RESOURCE OFFICE	206360-	3	7
HUMAN RESOURCES	163600-	2	6
INFORMATION TECHNOLOGY OPERATIONS	202001-	3	2
INSTALLMENT PAYMENT PLAN	215310-	3	8
INSTIT ENHANCEMENT - CASE	150400-	2	3
INSTIT ENHANCEMENT - CBET	150401-	2	3
INSTITUTIONAL DATA MANAGEMENT	162010-	2	5
INTEREST INCOME	216010-	3	10
INTEREST INCOME STATE TREASURY	100815-	2	1
INTERNAL PRINTING	270600-	4	1
INTERNATIONAL STUDIES OFFICE-SALARY	206250-	3	7
LAB FEES	100820-	2	1
LATE REGISTRATION FEES	215300-	3	8
LEGISLATIVE APPROPRIATION	100001-	2	1
LEGISLATIVE APPROPRIATION OASI	100003-	2	1
LIBRARY	203150-	3	3
LIBRARY - IE	132005-	2	2
LOCAL RECRUITING	206361-	3	8
LUMP SUM VACATION PAYMENTS	279900-	4	1
NORTHEAST TEXAS EDUCATION PART	150000-	2	3
NURSING ACCREDITATION	200125-	3	1
NURSING PROGRAM SPECIAL ITEM	150500-	2	3
OFFICE OF GRADUATE STUDIES	131001-	2	2
OFFICE OF RESEARCH	131000-	2	2
OFFICE OF THE PRESIDENT	160000-	2	4
PARKING CONTINGENCY	315710-	5	1
PARKING PERMIT REVENUE	315700-	5	1
PAYROLL OFFICE	163400-	2	6
POSTAGE SERVICE CENTER	270200-	4	1
PRESIDENT'S OFFICE	206000-	3	6
PRESIDENT'S SALARY SUPPLEMENT	216060-00000	3	10
PROVOST & VP ACAD & STUDENT AFFAIRS	206200-	3	7
PROVOST & VP ACAD & STUDENT AFFAIRS	162000-	2	5
PURCHASED SECURITY SERV-RES LIVING	360070-	5	2

Printed on a Xerox 9700 Laser Printing System at the Computing Services Center / Texas A&M University

Form: URGB01 (02/05/85)

Name	Account	Section	Page
PURCHASING OFFICE	163300-	2	6
PURCHASING OFFICE	206330-	3	7
QUALITY ENHANCEMENT PLAN	200175-	3	1
REC CENTER OPERATIONS	215940-	3	10
REC SPORTS FEE CONTINGENCY	215920-	3	10
RECREATIONAL SPORTS	215910-00000	3	9
RECREATIONAL SPORTS FEE	215900-	3	9
REFUSE	208051-	3	8
REGISTRAR OFFICE	203000-	3	3
REGISTRAR OFFICE	161100-	2	5
RESERVE-HIGHER EDUCATION FUNDS	186125-	2	7
RESIDENCE LIFE	360050-	5	2
RESTRICTED BUDGET INFO-ACADEMIC SUP	499992-	6	1
RESTRICTED BUDGET INFO-O&M OF PLANT	499995-	6	1
RESTRICTED BUDGET INFO-STUDENT SUPP	499993-	6	1
RESTRICTED BUDGET INFORMATION	499998-	6	1
SOFTBALL	360460-	5	2
SSC CONTRACTED SERVICES	209010-	3	8
SSC REPAIRS & MAINTENANCE	209020-	3	8
STAFF BENEFITS - LOCAL BUDGET	170200-	2	7
STAFF BENEFITS - LONGEVITY	170400-	2	7
STAFF BENEFITS-BUDGET STATE	170300-	2	7
STATUTORY TUITION	100100-00000	2	1
STUD SUC SPEC ITEM -CAREER SERVICES	150628-	2	4
STUD SUC SPEC ITEM -CELA	150604-	2	4
STUD SUC SPEC ITEM -FIN AID	150606-	2	4
STUD SUC SPEC ITEM -VPASA	150627-	2	4
STUD SUC SPEC ITEM- QEP	150650-	2	4
STUDENT HEALTH FEE	375010-	5	3
STUDENT SUCCESS PROGRAM SPEC ITEM	150600-	2	4
STUDENT SUPPORT SERVICES	161600-	2	5
STUDENT SUPPORT SERVICES	200105-	3	1
STUDENT VISION ENDOW. SCHOLAR FEE	215810-	3	9
STUDENT VISION ENDOWMENT MATCHING	150410-	2	3
SYSTEM OPERATIONS SUPPORT	206022-	3	6
TAMUS SUPPORT SERVICES	206025-	3	6
TECHNOLOGY & DISTANCE EDU - IE	126800-	2	2
TELEPHONE	270300-	3	10
TENNIS	360450-	5	2
TEXAS GRANTS PROGRAM-INITIAL YR	132755-	2	2
TEXAS GRANTS PROGRAM-RENEWAL YR	132750-	2	2
TPEG-RESIDENT	211090-	3	8
TRANSPORTATION	270400-	4	1
TUITION DISCOUNT/UNRESTRICED	299999-	3	10
TUITION REMISSIONS & EXEMPTIONS	182000-	2	7
UNEMPLOYEMNT COMP INS - BUDGETED	270501-	4	1
UNIVERSITY ADVANCEMENT	161400-	2	5
UNIVERSITY ADVANCEMENT OFFICE	206140-	3	6
UNIVERSITY CENTER FEE	320000-	5	1
UNIVERSITY CENTER FEE CONTINGENCY	320030-	5	1
UNIVERSITY CENTER FEE UTILITIES	320010-	5	1

Printed on a Xerox 9700 Laser Printing System at the Computing Services Center / Texas A&M University

Form: URGB01 (02/05/85)

Name	Account	Section	Page
UNIVERSITY POLICE DEPARTMENT	208040-	3	8
UNIVERSITY POLICE DEPARTMENT	180400-	2	7
USF A&M NTCC CENTER	203646-	3	5
USF ADMISSIONS OFFICE	203630-	3	5
USF ADVISING AND SUCCESS	203665-00000	3	5
USF AVP STUDENT ACCESS & SUCCESS	203669-	3	6
USF BUSINESS OFFICE	203677-	3	6
USF CAMPUS PROGRAMS & ACTIVITIES	203530-	3	3
USF CAREER SERVICES & OPERATIONS	203525-	3	3
USF CASE	203605-	3	4
USF CBET	203615-	3	4
USF CONVOCATION	203640-	3	5
USF FINANCIAL AID	203550-	3	4
USF FYE	203667-	3	5
USF INFORMATION TECHNOLOGY	203575-	3	4
USF IT CONTRACTS	203565-	3	4
USF LIBRARY	203600-	3	4
USF PLACE	203225-	3	3
USF PROVOST	203645-	3	5
USF REGISTRAR	203545-	3	4
USF SPECIAL EVENTS,WRKSHOPS,SEMINAR	203535-	3	3
USF STUDENT GOVERNMENT ASSOCIATION	203515-	3	3
USF STUDENT ORGANIZATIONS	203505-	3	3
USF STUDENT SUPPORT SERVICES	203540-00000	3	4
USF SUCCESS CENTER	203668-	3	5
USF UNIVERSITY SERVICE	203500-	3	3
USF VPFA	203655-	3	5
UTILITIES	208050-	3	8
VICE PRES FINANCE & ADMINISTRATION	163000-	2	6
VPFA OFFICE	206300-	3	7
VPFA PROFESSIONAL DEVELOPMENT	206301-	3	7
WCI INSTIT - INSTIT SUPPORT	170005-	2	7
WCI INSTIT - INSTRUCTION	170001-	2	6
WOMEN'S SOCCER	360420-	5	2
WORKERS COMPENSATION	200810-	3	2

Printed on a Xerox 9700 Laser Printing System at the Computing Services Center / Texas A&M University

UR 12.03.99.H1 Faculty Academic Workload and Reporting Requirements

Approved: March 2001
Revised: January 2009
Revised: December 2010
Revised: August 2013
Revised: June 2016
Next Scheduled Review: June 2021

Rule Statement

This rule establishes the faculty workload standards and procedures as well as the conditions under which the workload of faculty may be adjusted.

Reason for Rule

The purpose of this rule is to provide details, including operational and reporting responsibilities, regarding the faculty workload expectations at Texas A&M University-Texarkana. This rule is developed in compliance with System Policy 12.03, *Faculty Academic Workload and Reporting Requirements*.

Procedures and Responsibilities

1. MINIMUM TEACHING LOAD

1.1 A minimum teaching load for undergraduate courses shall be nine semester credit hours of normal classroom teaching; a minimum teaching load for graduate courses shall be six semester credit hours of normal classroom teaching as provided in System Policy 12.03, *Faculty Academic Workload and Reporting Requirements*.

2. EVALUATION OF TEACHING LOAD

2.1 The College Dean shall monitor and evaluate the workload of individual faculty members in his or her college to ensure compliance with this rule and approve and submit any teaching course load reduction requests to the Provost and Vice President for Academic Affairs (Provost/VPAA), designated by the President to authorize final approval. The President, Provost/VPAA, and College Dean shall ensure that academic and related duties are assigned equitably within the college.

2.2 The Department Chair shall monitor the workloads of faculty within his or her department or program to ensure compliance with the University's workload requirement and provides notice to the respective College Dean of all faculty members not in compliance with the University's workload requirement.

3. MAXIMUM TEACHING LOAD

3.1 The maximum full-time fall and spring semester teaching load for all university tenured or tenure track faculty teaching any combination of undergraduate and graduate courses is 12 semester credit hours (12 SCH) of organized classes for each semester. The exception to this maximum is the inclusion of no more than two 4 SCH mathematics course(s) in a faculty's semester load that would result in a 13 or 14 SCH load. The maximum full-time fall and spring semester teaching load for all university tenured or tenure track faculty teaching only doctoral courses is 9 SCH for each semester. Faculty teaching in a doctoral program may not elect to teach an overload during any semester with the exception of research supervision (dissertation committee work). The maximum full-time fall and spring semester teaching load for all full-time non-tenure-track faculty is 15 SCH of classroom teaching per semester. The load for combined summer terms for all full-time faculty is no more than 6 SCH. Section 5 of this rule describes the only exception to these maximum teaching loads.

4. TEACHING LOAD REDUCTIONS

4.1 The respective College Dean, with approval from the Provost/VPAA, may reduce a faculty member's teaching load by replacing one or more course assignments with any of the following:

4.1.1 *Newly Employed Tenure Track Faculty* - The College Dean may approve a course load reduction for a tenure track faculty member (with little or no prior full-time teaching experience) for up to two long semesters after employment.

4.1.1.1 A teaching course load reduction for newly employed tenure track faculty may be used to fall below the maximum teaching loads as described in this rule, but not below the minimum teaching load as described in System Policy 12.03, *Faculty Academic Workload and Reporting Requirements*.

4.1.2 *Administrative Assignments* - Administrative assignments that directly supplement the teaching function such as, but not limited to, heads of teaching departments and coordinators or directors of academic programs may be considered for course load reduction(s) or another type of compensation.

4.1.2.1 A teaching course load reduction for administrative assignments may be used to fall below the maximum teaching loads as described in this rule, but not below the minimum teaching load as described in System Policy 12.03, *Faculty Academic Workload and Reporting Requirements*, with the exception of a faculty member serving as departmental chair.

4.1.2.2 Faculty teaching load may be reduced below the minimum teaching load for a faculty member serving as departmental chair as outlined in

System Policy 12.03, *Faculty Academic Workload and Reporting Requirements*.

4.1.3 *Direct Instructional Activities* - Activities which include interaction with students related to instruction, preparation for such instruction or evaluation of student performance may count for part of a regular teaching load. These may include, but are not limited to, supervision or coordination of laboratories or lectures utilizing teaching assistants, practica, internships, clinical assignments, or alternative learning activities.

4.1.3.1 Faculty teaching load may be reduced below the minimum teaching load for a faculty member providing direct instructional activities as outlined in System Policy 12.03, *Faculty Academic Workload and Reporting Requirements*.

4.1.4 *Independent Study Courses* - Upon prior approval by the College Dean, independent study courses (identified as 489 and 589) may be translated into equivalent course semester credit hours (for the purpose of measuring teaching loads). The College Dean shall collect and maintain all data necessary to document such credit.

4.1.4.1 For 30 SCH of graduate credit accumulated by a faculty member in independent study courses, a credit of 3 SCH of course load reduction may be awarded.

4.1.4.2 For 45 SCH of undergraduate credit accumulated by a faculty member in independent study courses, a credit of 3 SCH of course load reduction may be awarded.

4.1.4.3 When combining undergraduate and graduate courses to equal a course reduction, graduate SCH may be converted to undergraduate SCH by using a multiplier of 1.5.

4.1.4.4 All contact hour equivalent credit accrued via independent study courses may be applied during the semester in which the total credit for independent study reaches the minimum amounts indicated in 4.1.4.1 and 4.1.4.2 above, or within the next two academic years.

4.1.4.5 With approval from the College Dean, a faculty member may choose to convert accrued independent study SCH into financial compensation at the rate of $500 per graduate independent study course and $333 per undergraduate independent study course.

4.1.4.6 Faculty teaching load may be reduced below the minimum teaching load for independent study courses as outlined in System Policy 12.03, *Faculty Academic Workload and Reporting Requirements*.

4.1.5 *Research and Creative Activities* - Faculty teaching and load credit may be granted for major scholarship activities, including conducting research that leads to publication and the development of creative works.

4.1.5.1 Faculty teaching in a doctoral program are expected to develop and maintain a rigorous research agenda approved by the College Dean.

4.1.5.2 A teaching course load reduction for research and creative activities may be used to fall below the maximum teaching loads as described in this rule, but not below the minimum teaching load as described in System Policy 12.03, *Faculty Academic Workload and Reporting Requirements.*

4.1.6 *Graduate Research Supervision* - The following table shall be used to assign teaching load credit to tenured/tenure track faculty providing graduate research supervision:

Semester Credit Hour Equivalency for Graduate Research Supervision

Assignment	Number of Students Supervised					
	1	2	3	4	5	6
Member, Master's Thesis Committee	.25	.5	.75	1	1	1
Chair, Master's Thesis Committee	.75	1.5	2.25	3	3.75	4.5
Member, Doctoral Dissertation Committee	.75	1.5	2.25	3	3.75	4.5
Chair, Doctoral Dissertation Committee	1.5	3	4.5	6	7.5	9

Teaching credit accrued via this process may be applied during the semester in which sufficient credit is earned to substitute for one or more courses or in the immediate next long (spring or fall) semester, as approved by the College Dean.

4.1.6.1 Faculty teaching load may be reduced below the minimum teaching load for graduate research supervision as outlined in System Policy 12.03, *Faculty Academic Workload and Reporting Requirements*.

4.1.7 *Other Projects* - Other projects that occur during an academic year may be considered as part of the faculty workload as requested by the College Dean and approved by the Provost/VPAA. These include, but are not limited to, major academic advisory activities, preparation of major documents (e.g., program and/or research grant proposals) in the fulfillment of programmatic needs or accreditation requirements, and for performance of duties in the best interest of the institution's instructional program.

4.1.7.1 A teaching course load reduction for other projects may be used to fall below the maximum teaching loads as described in this rule, but not fall below the minimum teaching load as described in System Policy 12.03, *Faculty Academic Workload and Reporting Requirements.*

4.1.8 All requests for teaching workload reductions shall be initiated by the faculty on form "Faculty Teaching Workload Reassigned Time Request Form" and submitted to the respective College Dean on a timeline that allows the completed request (with College Dean approval) to be submitted to the Provost/VPAA for

final approval no later than the published deadline for each semester. All requests, including those related to the cancellation of classes during the spring or fall terms, submitted after these deadlines will be considered on an individual basis via discussion between the College Dean and Provost/VPAA. Teaching course load reductions related to the cancellation of summer classes will not be considered.

5. TEACHING ASSIGNMENT OVERLOADS

5.1 Teaching overloads are discouraged and should be approved only in emergency situations and with written approval by the Provost. Tenure-track faculty who are assigned by the College Dean to teach more than the maximum load during any semester may do so as an overload and will be provided additional compensation in the amount of $1,666 for each SCH or $5,000 for a 3 SCH course. Non-tenure track faculty shall be paid the amount for which they are paid for a summer course, as noted in their annual reappointment letter. With approval of the College Dean, overloads taught during a mini-term (May or January) may be "banked" and credited toward a faculty's teaching assignment during the immediate next long (spring or fall) semester.

5.2 Faculty members receiving a course load reduction for any reason (e.g., administrative duties, research) will not be considered for overload assignments.

6. FACULTY OFFICE HOURS

6.1 Faculty members shall maintain a minimum of four hours of office time per week to confer with and counsel students. Office hours shall be chosen for convenience of students and must be posted. Faculty are expected to be available for student conferences at other times by appointment.

7. INSTITUTIONAL WORKLOAD RULE DEVELOPMENT AND REVISION

7.1 The President delegates the responsibility of recommending revisions to this rule to the Provost/VPAA who may assign to or seek the assistance of additional personnel (including faculty) and advisory bodies, as well as advice from legal counsel, as needed. Any revisions of University Rule 12.03.99.H1, *Faculty Academic Workload and Reporting Requirements* shall be approved by the President prior to submission to the System office for final approval by the Chancellor and Board of Regents.

8. REPORTS REQUIRED

8.1 The Registrar shall collect, analyze, compile, and consolidate data necessary to generate the Faculty Report (CBM-008) required by the Texas Higher Education Coordinating Board (THECB) and the Faculty Workload Report as referenced in System Policy 12.03, *Faculty Academic Workload and Reporting Requirements*. The Registrar shall submit all related reports to the Provost/VPAA for review prior to submission to the President for approval and then to the Chancellor and THECB. The standard reporting format and deadlines as provided by the THECB will be followed.

8.2 (See System Policy 12.03, *Faculty Academic Workload and Reporting Requirements*).

Related Statutes, Policies, or Requirements

System Policy 12.03, *Faculty Academic Workload and Reporting Requirements*

Texas Education Code §51.402

Contact Office

Provost and Vice President for Academic Affairs
903-223-3004

System Approvals*

Approved for Legal Sufficiency:

Ray Bonilla
General Counsel

6-17-16
Date

Approved:

John Sharp
Chancellor

6-21-16
Date

***System approvals are contingent upon incorporation of any and all System-required changes in the rule's final posting.**

West Texas A&M UNIVERSITY

Board Approved Operating Budgets

Fiscal Year Ending August 31, 2019

Table of Contents

Section	Title
1	Statement of Changes in Fund Balance
2	Functional and General Funds
3	Designated Funds
4	Designated Service Departments
5	Auxiliary Enterprises
6	Restricted Funds
7	Plant Funds
8	Transfers by Account
9	Allocations by Account
10	Index by Account Number
11	Index by Account Name
Appendix	Faculty Academic Workload Policy

Form: URGB01 (02/05/85)
Printed on a Xerox 9700 Laser Printing System at the Computing Services Center / Texas A&M University

Table of Contents

Section Title
-------- --

****
* *
* BLANK PAGE *
* *
****

Form: URGB01 (02/05/85)
Printed on a Xerox 9700 Laser Printing System at the Computing Services Center / Texas A&M University

Description	Current Funds: Functional and General	Current Funds: Designated	Current Funds: Auxiliary Enterprises	Current Funds: Restricted	Plant Funds	Total
Revenues						
State Approp - General Revenue	33,133,221					33,133,221
State Approp - Benefits Pd by St	8,342,105					8,342,105
Higher Education Fund	7,164,408					7,164,408
Tuition - State	15,418,148					15,418,148
Tuition - Designated		33,857,730				33,857,730
Discounts and Allowances-Tuition	4,186,712-	7,977,670-				12,164,382-
Fees	14,000	11,029,481	11,902,437			22,945,918
Discounts and Allowances-Fees	3,616-	2,745,318-	2,701,964-			5,450,898-
Exemptions		2,500,165	998,709			3,498,874
Contracts and Grants		61,922		8,505,159		8,567,081
Student Financial Assistance	44,331			16,467,064		16,511,395
Gifts		420,298	368,973	4,286,155		5,075,426
Sales and Services	24,000	6,646,818	19,316,710			25,987,528
Discounts and Allowances-Sales			3,695,538-			3,695,538-
Investment Income	60,000	791,839				851,839
Other Operating Income		32,582				32,582
Total Revenue	60,009,885	44,617,847	26,189,327	29,258,378		160,075,437
Expenses						
Salaries - Faculty	22,058,880	4,297,770		406,125		26,762,775
Salaries - Non-Faculty	12,520,889	8,058,927	4,561,449	2,138,297		27,279,562
Wages	59,501	2,277,694	512,790	1,036,560		3,886,545
Benefits	11,194,259	3,587,263	1,520,039	886,229		17,187,790
Utilities	44,120	3,212,867	1,258,398			4,515,385
Scholarships	43,000	7,908,881	531,273	22,382,114		30,865,268
Scholarship Discounts	58,315-	4,713,437-	4,130,755-	12,408,311-		21,310,818-
Operations and Maintenance	1,958,777	25,042,263	14,284,695	2,324,178		43,609,913
Equipment (Capitalized)	5,656,943	1,646,180	102,031	60,965		7,466,119
Total Expense(Less Service Depts)	53,478,054	51,318,408	18,639,920	16,826,157		140,262,539
Net Service Departments		1				1
Total Expense	53,478,054	51,318,409	18,639,920	16,826,157		140,262,540
Transfers						
Retirement of Indebtedness	8,861,345-	2,130,781-	7,552,705-			18,544,831-
Other Transfers	2,329,509	8,831,341	3,300	12,432,220-		1,268,070-
Total Transfers	6,531,836-	6,700,560	7,549,405-	12,432,220-		19,812,901-
Net Change in Fund Balance	5-	2-	2	1		4-

Form: URGB01 (02/05/85)
Printed on a Xerox 9700 Laser Printing System at the Computing Services Center / Texas A&M University

Form: URGB01 (02/05/85)

Description	Current Funds: Functional and General	Current Funds: Designated	Current Funds: Auxiliary Enterprises	Current Funds: Restricted	Plant Funds	Total

****
* *
* BLANK PAGE *
* *
****

Printed on a Xerox 9700 Laser Printing System at the Computing Services Center / Texas A&M University

Form: URGB01 (02/05/85)

Account	Description	Beginning Balance	Revenues	Net Allocations	Expenditures	Increase (Decrease)	Ending Balance
100001	General Appropriation						
	Revenue						
	State Approp - Gene		3,757,339-				
	Account Total	0	3,757,339-	0	0	3,757,339-	3,757,339-
100002	HEAF Appropriation						
	Revenue						
	Higher Education Fu		7,164,408				
	Account Total	0	7,164,408	0	0	7,164,408	7,164,408
100003	Benefit Appropriation						
	Revenue						
	State Approp - Bene		8,342,105				
	Account Total	0	8,342,105	0	0	8,342,105	8,342,105
100004	Scholarship Appropriation						
	Revenue						
	Student Financial A		44,331				
	Account Total	0	44,331	0	0	44,331	44,331
100099	Miscellaneous Income						
	Revenue						
	Discounts and Allow		4,186,712-				
	Discounts and Allow		3,616-				
	Expense						
	Scholarship Discounts				58,315-		
	Account Total	0	4,190,328-	4,132,013	58,315-	0	0
101008	Lab Fees						
	Revenue						
	Fees		14,000				
	Account Total	0	14,000	0	0	14,000	14,000
102003	45 Hour Rule Tuition						
	Revenue						
	Tuition - State		5,199,964				
	Account Total	0	5,199,964	0	0	5,199,964	5,199,964
103001	Interest Income						
	Revenue						
	Investment Income		60,000				
	Account Total	0	60,000	0	0	60,000	60,000

Printed on a Xerox 9700 Laser Printing System at the Computing Services Center / Texas A&M University

Form: URGB01 (02/05/85)

Account	Description	Beginning Balance	Revenues	Net Allocations	Expenditures	Increase (Decrease)	Ending Balance
110002	President's Office						
	Revenue						
	State Approp - Gene		229,707				
	Tuition - State		88,995				
	Expense						
	Salaries - Non-Faculty				318,702		
	Account Total	0	318,702	0	318,702	0	0
110003	Provost/VPAA						
	Revenue						
	State Approp - Gene		263,169				
	Tuition - State		101,958				
	Expense						
	Salaries - Non-Faculty				365,127		
	Account Total	0	365,127	0	365,127	0	0
110004	VP/Fiscal Affairs						
	Revenue						
	State Approp - Gene		257,895				
	Tuition - State		99,916				
	Expense						
	Salaries - Non-Faculty				357,811		
	Account Total	0	357,811	0	357,811	0	0
110006	Chief Information Officer						
	Revenue						
	State Approp - Gene		18,174				
	Tuition - State		7,041				
	Expense						
	Salaries - Non-Faculty				25,215		
	Account Total	0	25,215	0	25,215	0	0
110007	Accounting/Finance Office						
	Revenue						
	State Approp - Gene		90,383				
	Tuition - State		35,017				
	Expense						
	Salaries - Non-Faculty				125,400		
	Account Total	0	125,400	0	125,400	0	0
110010	VP/Institutional Advancement						
	Revenue						
	State Approp - Gene		129,711				
	Tuition - State		50,253				
	Expense						
	Salaries - Non-Faculty				179,964		
	Account Total	0	179,964	0	179,964	0	0

Printed on a Xerox 9700 Laser Printing System at the Computing Services Center / Texas A&M University

Form: URGB01 (02/05/85)

Account	Description	Beginning Balance	Revenues	Net Allocations	Expenditures	Increase (Decrease)	Ending Balance
110011	Purchasing Office						
	Revenue						
	State Approp - Gene		44,597				
	Tuition - State		17,278				
	Expense						
	Salaries - Non-Faculty				61,875		
	Account Total	0	61,875	0	61,875	0	0
110012	Personnel Services						
	Revenue						
	State Approp - Gene		196,678				
	Tuition - State		76,198				
	Expense						
	Salaries - Non-Faculty				272,876		
	Account Total	0	272,876	0	272,876	0	0
110013	Risk Management						
	Revenue						
	State Approp - Gene		52,868				
	Tuition - State		20,482				
	Expense						
	Salaries - Non-Faculty				73,350		
	Account Total	0	73,350	0	73,350	0	0
110017	Budget and Reporting Office						
	Revenue						
	State Approp - Gene		105,614				
	Tuition - State		40,918				
	Expense						
	Salaries - Non-Faculty				146,532		
	Account Total	0	146,532	0	146,532	0	0
110031	Governmental Relations-Payroll						
	Revenue						
	State Approp - Gene		25,236				
	Tuition - State		9,777				
	Expense						
	Salaries - Non-Faculty				35,013		
	Account Total	0	35,013	0	35,013	0	0
110032	Diversity and Inclusion						
	Revenue						
	State Approp - Gene		72,659				
	Tuition - State		28,150				
	Expense						
	Salaries - Non-Faculty				100,809		
	Account Total	0	100,809	0	100,809	0	0

Printed on a Xerox 9700 Laser Printing System at the Computing Services Center / Texas A&M University

Form: URGB01 (02/05/85)

Account	Description	Beginning Balance	Revenues	Net Allocations	Expenditures	Increase (Decrease)	Ending Balance
110033	STRATEGIC RELATIONS						
	Revenue						
	State Approp - Gene		140,334				
	Tuition - State		54,369				
	Expense						
	Salaries - Non-Faculty				194,703		
	Account Total	0	194,703	0	194,703	0	0
110102	Vice President Student Affairs						
	Revenue						
	State Approp - Gene		224,902				
	Tuition - State		87,133				
	Expense						
	Salaries - Non-Faculty				312,035		
	Account Total	0	312,035	0	312,035	0	0
110103	Registrar Office						
	Revenue						
	State Approp - Gene		310,726				
	Tuition - State		120,383				
	Expense						
	Salaries - Non-Faculty				431,109		
	Account Total	0	431,109	0	431,109	0	0
110104	Student Financial Aid						
	Revenue						
	State Approp - Gene		304,619				
	Tuition - State		118,018				
	Expense						
	Salaries - Non-Faculty				422,637		
	Account Total	0	422,637	0	422,637	0	0
110105	Career Services						
	Revenue						
	State Approp - Gene		230,120				
	Tuition - State		89,154				
	Expense						
	Salaries - Non-Faculty				319,274		
	Account Total	0	319,274	0	319,274	0	0
110106	Admissions						
	Revenue						
	State Approp - Gene		305,143				
	Tuition - State		118,220				
	Expense						
	Salaries - Non-Faculty				423,363		
	Account Total	0	423,363	0	423,363	0	0

Printed on a Xerox 9700 Laser Printing System at the Computing Services Center / Texas A&M University

Form: URGB01 (02/05/85)

Account	Description	Beginning Balance	Revenues	Net Allocations	Expenditures	Increase (Decrease)	Ending Balance
110108	Academic Testing						
	Revenue						
	State Approp - Gene		53,321				
	Tuition - State		20,658				
	Expense						
	Salaries - Non-Faculty				73,979		
	Account Total	0	73,979	0	73,979	0	0
110109	Student Services						
	Revenue						
	State Approp - Gene		24,375				
	Tuition - State		9,444				
	Expense						
	Salaries - Non-Faculty				33,819		
	Account Total	0	33,819	0	33,819	0	0
110113	FYE - Salary						
	Revenue						
	State Approp - Gene		46,412				
	Tuition - State		17,981				
	Expense						
	Salaries - Non-Faculty				64,393		
	Account Total	0	64,393	0	64,393	0	0
110128	VeteransServices(StateSalaries						
	Revenue						
	State Approp - Gene		19,760				
	Tuition - State		7,655				
	Expense						
	Salaries - Non-Faculty				27,415		
	Account Total	0	27,415	0	27,415	0	0
110132	AnnualFundPayroll&BenefitsOnly						
	Revenue						
	State Approp - Gene		35,678				
	Tuition - State		13,822				
	Expense						
	Salaries - Non-Faculty				49,500		
	Account Total	0	49,500	0	49,500	0	0
111001	Mail Processing						
	Revenue						
	State Approp - Gene		16,479				
	Tuition - State		6,385				
	Expense						
	Salaries - Non-Faculty				22,864		
	Account Total	0	22,864	0	22,864	0	0

Printed on a Xerox 9700 Laser Printing System at the Computing Services Center / Texas A&M University

Form: URGB01 (02/05/85)

Account	Description	Beginning Balance	Revenues	Net Allocations	Expenditures	Increase (Decrease)	Ending Balance
111004	Communication and Marketing						
	Revenue						
	State Approp - Gene		260,077				
	Tuition - State		100,760				
	Expense						
	Salaries - Non-Faculty				360,837		
	Account Total	0	360,837	0	360,837	0	0
111012	Tuition Rebates						
	Expense						
	Operations and Maintenance				60,000		
	Account Total	0	0	0	60,000	60,000-	60,000-
111013	Development Activity						
	Revenue						
	State Approp - Gene		179,013				
	Tuition - State		69,355				
	Expense						
	Salaries - Non-Faculty				248,368		
	Account Total	0	248,368	0	248,368	0	0
111017	Institutional Research						
	Revenue						
	State Approp - Gene		132,895				
	Tuition - State		51,487				
	Expense						
	Salaries - Non-Faculty				184,382		
	Account Total	0	184,382	0	184,382	0	0
111031	Gold Card Office						
	Revenue						
	State Approp - Gene		29,694				
	Tuition - State		11,504				
	Expense						
	Salaries - Non-Faculty				41,198		
	Account Total	0	41,198	0	41,198	0	0
111032	Scholarship Office						
	Revenue						
	State Approp - Gene		108,306				
	Tuition - State		41,960				
	Expense						
	Salaries - Non-Faculty				150,266		
	Account Total	0	150,266	0	150,266	0	0

Printed on a Xerox 9700 Laser Printing System at the Computing Services Center / Texas A&M University

Form: URGB01 (02/05/85)

Account	Description	Beginning Balance	Revenues	Net Allocations	Expenditures	Increase (Decrease)	Ending Balance
111033	Advancement Services Activity						
	Revenue						
	State Approp - Gene		152,344				
	Tuition - State		59,022				
	Expense						
	Salaries - Non-Faculty				211,366		
	Account Total	0	211,366	0	211,366	0	0
111035	Lean Six Sigma -Initiatives						
	Revenue						
	State Approp - Gene		32,486				
	Tuition - State		12,586				
	Expense						
	Salaries - Non-Faculty				45,072		
	Account Total	0	45,072	0	45,072	0	0
112200	NF-INSTRUCTION						
	Revenue						
	State Approp - Gene		7,544,328				
	Tuition - State		60,485				
	Expense						
	Salaries - Non-Faculty				216,604		
	Benefits				7,388,209		
	Account Total	0	7,604,813	0	7,604,813	0	0
112201	NF-RESEARCH						
	Revenue						
	State Approp - Gene		113,983				
	Tuition - State		791				
	Expense						
	Salaries - Non-Faculty				2,833		
	Benefits				111,941		
	Account Total	0	114,774	0	114,774	0	0
112202	NF-PUBLIC SERVICE						
	Revenue						
	State Approp - Gene		227,972				
	Tuition - State		1,582				
	Expense						
	Salaries - Non-Faculty				5,667		
	Benefits				223,887		
	Account Total	0	229,554	0	229,554	0	0

Printed on a Xerox 9700 Laser Printing System at the Computing Services Center / Texas A&M University

Form: URGB01 (02/05/85)

Account	Description	Beginning Balance	Revenues	Net Allocations	Expenditures	Increase (Decrease)	Ending Balance
112203	NF-ACADEMIC SUPPORT						
	Revenue						
	State Approp - Gene		1,388,527				
	Tuition - State		17,518				
	Expense						
	Salaries - Non-Faculty				62,735		
	Benefits				1,343,310		
	Account Total	0	1,406,045	0	1,406,045	0	0
112204	NF-STUDENT SERVICES						
	Revenue						
	State Approp - Gene		683,910				
	Tuition - State		4,747				
	Expense						
	Salaries - Non-Faculty				17,000		
	Benefits				671,657		
	Account Total	0	688,657	0	688,657	0	0
112205	NF-INSTITUTIONAL SUPPORT						
	Revenue						
	State Approp - Gene		1,274,542				
	Tuition - State		16,727				
	Expense						
	Salaries - Non-Faculty				59,901		
	Benefits				1,231,368		
	Account Total	0	1,291,269	0	1,291,269	0	0
112206	NF-OPERATION AND MAINTENANCE						
	Revenue						
	State Approp - Gene		227,972				
	Tuition - State		1,582				
	Expense						
	Salaries - Non-Faculty				5,667		
	Benefits				223,887		
	Account Total	0	229,554	0	229,554	0	0
124101	Life, Earth & Environ Science						
	Revenue						
	State Approp - Gene		974,149				
	Tuition - State		377,411				
	Expense						
	Salaries - Faculty				1,351,560		
	Account Total	0	1,351,560	0	1,351,560	0	0

Printed on a Xerox 9700 Laser Printing System at the Computing Services Center / Texas A&M University

Form: URGB01 (02/05/85)

Account	Description	Beginning Balance	Revenues	Net Allocations	Expenditures	Increase (Decrease)	Ending Balance
124102	Agricultural Sciences						
	Revenue						
	State Approp - Gene		967,978				
	Tuition - State		375,020				
	Expense						
	Salaries - Faculty				1,342,998		
	Account Total	0	1,342,998	0	1,342,998	0	0
124103	Chemistry & Physics						
	Revenue						
	State Approp - Gene		480,632				
	Tuition - State		186,209				
	Expense						
	Salaries - Faculty				666,841		
	Account Total	0	666,841	0	666,841	0	0
124201	Acct, Economics & Finance						
	Revenue						
	State Approp - Gene		1,304,245				
	Tuition - State		505,299				
	Expense						
	Salaries - Faculty				1,809,544		
	Account Total	0	1,809,544	0	1,809,544	0	0
124202	Mgmt, Mktg & General Business						
	Revenue						
	State Approp - Gene		1,075,213				
	Tuition - State		416,566				
	Expense						
	Salaries - Faculty				1,491,779		
	Account Total	0	1,491,779	0	1,491,779	0	0
124203	Information & Decision Mgmt						
	Revenue						
	State Approp - Gene		852,123				
	Tuition - State		330,135				
	Expense						
	Salaries - Faculty				1,182,258		
	Account Total	0	1,182,258	0	1,182,258	0	0
124301	Art, Theatre and Dance						
	Revenue						
	State Approp - Gene		686,021				
	Tuition - State		265,782				
	Expense						
	Salaries - Faculty				945,803		
	Wages				6,000		
	Account Total	0	951,803	0	951,803	0	0

Printed on a Xerox 9700 Laser Printing System at the Computing Services Center / Texas A&M University

Form: URGB01 (02/05/85)

Account	Description	Beginning Balance	Revenues	Net Allocations	Expenditures	Increase (Decrease)	Ending Balance
124302	Music						
	Revenue						
	State Approp - Gene		1,243,897				
	Tuition - State		481,918				
	Expense						
	Salaries - Faculty				1,725,815		
	Account Total	0	1,725,815	0	1,725,815	0	0
124303	Eng, Philosophy & Modern Lang						
	Revenue						
	State Approp - Gene		882,584				
	Tuition - State		341,936				
	Expense						
	Salaries - Faculty				1,224,520		
	Account Total	0	1,224,520	0	1,224,520	0	0
124304	History and Geography						
	Revenue						
	State Approp - Gene		512,514				
	Tuition - State		198,562				
	Expense						
	Salaries - Faculty				711,076		
	Account Total	0	711,076	0	711,076	0	0
124305	Communication						
	Revenue						
	State Approp - Gene		595,465				
	Tuition - State		230,699				
	Expense						
	Salaries - Faculty				826,164		
	Account Total	0	826,164	0	826,164	0	0
124401	Education						
	Revenue						
	State Approp - Gene		1,035,669				
	Tuition - State		401,245				
	Expense						
	Salaries - Faculty				1,374,614		
	Salaries - Non-Faculty				62,300		
	Account Total	0	1,436,914	0	1,436,914	0	0
124402	Psych,Sociology&SocialWork						
	Revenue						
	State Approp - Gene		920,406				
	Tuition - State		356,590				
	Expense						
	Salaries - Faculty				1,276,996		
	Account Total	0	1,276,996	0	1,276,996	0	0

Printed on a Xerox 9700 Laser Printing System at the Computing Services Center / Texas A&M University

Form: URGB01 (02/05/85)

Account	Description	Beginning Balance	Revenues	Net Allocations	Expenditures	Increase (Decrease)	Ending Balance
124405	Poli Sci & Criminal Justice						
	Revenue						
	State Approp - Gene		411,176				
	Tuition - State		159,301				
	Expense						
	Salaries - Faculty				570,477		
	Account Total	0	570,477	0	570,477	0	0
124408	TA/PTI Salaries COESS (Budget)						
	Revenue						
	State Approp - Gene		32,434				
	Tuition - State		12,566				
	Expense						
	Salaries - Faculty				45,000		
	Account Total	0	45,000	0	45,000	0	0
124601	Nursing						
	Revenue						
	State Approp - Gene		978,248				
	Tuition - State		378,999				
	Expense						
	Salaries - Faculty				1,357,247		
	Account Total	0	1,357,247	0	1,357,247	0	0
124602	Communication Disorders						
	Revenue						
	State Approp - Gene		340,993				
	Tuition - State		132,109				
	Expense						
	Salaries - Faculty				473,102		
	Account Total	0	473,102	0	473,102	0	0
124603	Sports and Exercise Science						
	Revenue						
	State Approp - Gene		392,244				
	Tuition - State		151,965				
	Expense						
	Salaries - Faculty				408,907		
	Salaries - Non-Faculty				135,302		
	Account Total	0	544,209	0	544,209	0	0
124701	Engnrng&CmptrSci-FacltySalries						
	Revenue						
	State Approp - Gene		902,204				
	Tuition - State		349,537				
	Expense						
	Salaries - Faculty				1,251,741		
	Account Total	0	1,251,741	0	1,251,741	0	0

Printed on a Xerox 9700 Laser Printing System at the Computing Services Center / Texas A&M University

Form: URGB01 (02/05/85)

Account	Description	Beginning Balance	Revenues	Net Allocations	Expenditures	Increase (Decrease)	Ending Balance
124702	Mathematics - Faculty Salaries						
	Revenue						
	State Approp - Gene		474,675				
	Tuition - State		183,902				
	Expense						
	Salaries - Faculty				658,577		
	Account Total	0	658,577	0	658,577	0	0
125101	Life, Earth & Environ Sciences						
	Revenue						
	State Approp - Gene		27,225				
	Tuition - State		10,547				
	Expense						
	Salaries - Non-Faculty				37,772		
	Account Total	0	37,772	0	37,772	0	0
125102	Agricultural Sciences						
	Revenue						
	State Approp - Gene		26,288				
	Tuition - State		10,184				
	Expense						
	Salaries - Non-Faculty				36,472		
	Account Total	0	36,472	0	36,472	0	0
125103	Chemistry & Physics						
	Revenue						
	State Approp - Gene		19,218				
	Tuition - State		7,446				
	Expense						
	Salaries - Non-Faculty				26,664		
	Account Total	0	26,664	0	26,664	0	0
125201	Acct, Economics & Finance						
	Revenue						
	State Approp - Gene		25,975				
	Tuition - State		10,064				
	Expense						
	Salaries - Non-Faculty				36,039		
	Account Total	0	36,039	0	36,039	0	0
125202	Mgmt, Mktg & General Business						
	Revenue						
	State Approp - Gene		14,405				
	Tuition - State		5,581				
	Expense						
	Salaries - Non-Faculty				19,986		
	Account Total	0	19,986	0	19,986	0	0

Printed on a Xerox 9700 Laser Printing System at the Computing Services Center / Texas A&M University

Form: URGB01 (02/05/85)

Account	Description	Beginning Balance	Revenues	Net Allocations	Expenditures	Increase (Decrease)	Ending Balance
125203	Information & Decision Mgmt						
	Revenue						
	State Approp - Gene		20,500				
	Tuition - State		7,942				
	Expense						
	Salaries - Non-Faculty				28,442		
	Account Total	0	28,442	0	28,442	0	0
125301	Art, Theatre and Dance						
	Revenue						
	State Approp - Gene		55,273				
	Tuition - State		21,414				
	Expense						
	Salaries - Non-Faculty				76,687		
	Account Total	0	76,687	0	76,687	0	0
125302	Music						
	Revenue						
	State Approp - Gene		48,333				
	Tuition - State		18,725				
	Expense						
	Salaries - Non-Faculty				67,058		
	Account Total	0	67,058	0	67,058	0	0
125303	English, Phil & Modern Lang						
	Revenue						
	State Approp - Gene		16,374				
	Tuition - State		6,344				
	Expense						
	Salaries - Non-Faculty				22,718		
	Account Total	0	22,718	0	22,718	0	0
125304	History and Geography						
	Revenue						
	State Approp - Gene		15,365				
	Tuition - State		5,953				
	Expense						
	Salaries - Non-Faculty				21,318		
	Account Total	0	21,318	0	21,318	0	0
125305	Communication						
	Revenue						
	State Approp - Gene		23,641				
	Tuition - State		9,159				
	Expense						
	Salaries - Non-Faculty				32,800		
	Account Total	0	32,800	0	32,800	0	0

Printed on a Xerox 9700 Laser Printing System at the Computing Services Center / Texas A&M University

Form: URGB01 (02/05/85)

Account	Description	Beginning Balance	Revenues	Net Allocations	Expenditures	Increase (Decrease)	Ending Balance
125321	Broadcast Engineer						
	Revenue						
	State Approp - Gene		35,084				
	Tuition - State		13,592				
	Expense						
	Salaries - Non-Faculty				48,676		
	Account Total	0	48,676	0	48,676	0	0
125401	Education						
	Revenue						
	State Approp - Gene		92,014				
	Tuition - State		35,649				
	Expense						
	Salaries - Non-Faculty				127,663		
	Account Total	0	127,663	0	127,663	0	0
125402	Psych, Sociology & Social Work						
	Revenue						
	State Approp - Gene		16,735				
	Tuition - State		6,484				
	Expense						
	Salaries - Non-Faculty				23,219		
	Account Total	0	23,219	0	23,219	0	0
125511	Teaching&ResrchLabSaftySalarie						
	Revenue						
	State Approp - Gene		39,570				
	Tuition - State		15,331				
	Expense						
	Salaries - Non-Faculty				54,901		
	Account Total	0	54,901	0	54,901	0	0
125601	Nursing						
	Revenue						
	State Approp - Gene		126,601				
	Tuition - State		49,049				
	Expense						
	Salaries - Faculty				42,904		
	Salaries - Non-Faculty				132,746		
	Account Total	0	175,650	0	175,650	0	0
125602	Communication Disorders						
	Revenue						
	State Approp - Gene		19,218				
	Tuition - State		7,446				
	Expense						
	Salaries - Non-Faculty				26,664		
	Account Total	0	26,664	0	26,664	0	0

Printed on a Xerox 9700 Laser Printing System at the Computing Services Center / Texas A&M University

Form: URGB01 (02/05/85)

Account	Description	Beginning Balance	Revenues	Net Allocations	Expenditures	Increase (Decrease)	Ending Balance
125603	Sports and Exercise Science						
	Revenue						
	State Approp - Gene		16,946				
	Tuition - State		6,565				
	Expense						
	Salaries - Non-Faculty				23,511		
	Account Total	0	23,511	0	23,511	0	0
125702	Mathemetics - Academic Support						
	Revenue						
	State Approp - Gene		16,148				
	Tuition - State		6,256				
	Expense						
	Salaries - Non-Faculty				22,404		
	Account Total	0	22,404	0	22,404	0	0
127009	Provost/VPAA						
	Revenue						
	State Approp - Gene		144,320				
	Tuition - State		55,914				
	Expense						
	Salaries - Non-Faculty				200,234		
	Account Total	0	200,234	0	200,234	0	0
127012	International Student Adv						
	Revenue						
	State Approp - Gene		83,973				
	Tuition - State		32,533				
	Expense						
	Salaries - Non-Faculty				116,506		
	Account Total	0	116,506	0	116,506	0	0
127013	Advising Services						
	Revenue						
	State Approp - Gene		108,497				
	Tuition - State		42,035				
	Expense						
	Salaries - Non-Faculty				150,532		
	Account Total	0	150,532	0	150,532	0	0
127014	Honors Program						
	Revenue						
	State Approp - Gene		47,854				
	Tuition - State		18,540				
	Expense						
	Salaries - Non-Faculty				66,394		
	Account Total	0	66,394	0	66,394	0	0

Printed on a Xerox 9700 Laser Printing System at the Computing Services Center / Texas A&M University

Form: URGB01 (02/05/85)

Account	Description	Beginning Balance	Revenues	Net Allocations	Expenditures	Increase (Decrease)	Ending Balance
127015	Provost/VPAA Graduate Fees						
	Revenue						
	State Approp - Gene		172,081				
	Tuition - State		66,669				
	Expense						
	Operations and Maintenance				238,750		
	Account Total	0	238,750	0	238,750	0	0
127016	Livestock Judging Team						
	Revenue						
	State Approp - Gene		7,208				
	Tuition - State		2,792				
	Expense						
	Salaries - Non-Faculty				10,000		
	Account Total	0	10,000	0	10,000	0	0
127017	FAH Grad Fees						
	Revenue						
	State Approp - Gene		40,615				
	Tuition - State		15,735				
	Expense						
	Operations and Maintenance				56,350		
	Account Total	0	56,350	0	56,350	0	0
127018	College NHS Grad Fees						
	Revenue						
	State Approp - Gene		6,330				
	Tuition - State		2,452				
	Expense						
	Operations and Maintenance				8,782		
	Account Total	0	8,782	0	8,782	0	0
127019	"College of Ag, Natural Science Gra						
	Revenue						
	State Approp - Gene		33,430				
	Tuition - State		12,952				
	Expense						
	Operations and Maintenance				46,382		
	Account Total	0	46,382	0	46,382	0	0
127020	College of Education and Social Sci						
	Revenue						
	State Approp - Gene		40,231				
	Tuition - State		15,587				
	Expense						
	Operations and Maintenance				55,818		
	Account Total	0	55,818	0	55,818	0	0

Printed on a Xerox 9700 Laser Printing System at the Computing Services Center / Texas A&M University

Form: URGB01 (02/05/85)

Account	Description	Beginning Balance	Revenues	Net Allocations	Expenditures	Increase (Decrease)	Ending Balance
127021	School ECSM Grad Fees						
	Revenue						
	State Approp - Gene		10,811				
	Tuition - State		4,189				
	Expense						
	Operations and Maintenance				15,000		
	Account Total	0	15,000	0	15,000	0	0
127022	COB Grad Fees						
	Revenue						
	State Approp - Gene		28,813				
	Tuition - State		11,163				
	Expense						
	Operations and Maintenance				39,976		
	Account Total	0	39,976	0	39,976	0	0
127023	Graduate Office Grad Fees - Scholar						
	Revenue						
	State Approp - Gene		389,325				
	Tuition - State		150,835				
	Expense						
	Operations and Maintenance				540,160		
	Account Total	0	540,160	0	540,160	0	0
127101	Dean, College of ASE						
	Revenue						
	State Approp - Gene		216,608				
	Tuition - State		83,920				
	Expense						
	Salaries - Faculty				95,522		
	Salaries - Non-Faculty				205,006		
	Account Total	0	300,528	0	300,528	0	0
127201	Dean, College of Business						
	Revenue						
	State Approp - Gene		284,138				
	Tuition - State		110,083				
	Expense						
	Salaries - Faculty				144,750		
	Salaries - Non-Faculty				249,471		
	Account Total	0	394,221	0	394,221	0	0

Printed on a Xerox 9700 Laser Printing System at the Computing Services Center / Texas A&M University

Form: URGB01 (02/05/85)

Account	Description	Beginning Balance	Revenues	Net Allocations	Expenditures	Increase (Decrease)	Ending Balance
127301	Dean, College of FAH						
	Revenue						
	State Approp - Gene		228,989				
	Tuition - State		88,716				
	Expense						
	Salaries - Faculty				51,626		
	Salaries - Non-Faculty				266,079		
	Account Total	0	317,705	0	317,705	0	0
127401	Dean, College of Educ and SS						
	Revenue						
	State Approp - Gene		195,299				
	Tuition - State		75,664				
	Expense						
	Salaries - Faculty				48,663		
	Salaries - Non-Faculty				222,300		
	Account Total	0	270,963	0	270,963	0	0
127501	Dean, Graduate School						
	Revenue						
	State Approp - Gene		212,790				
	Tuition - State		82,441				
	Expense						
	Salaries - Faculty				50,979		
	Salaries - Non-Faculty				244,252		
	Account Total	0	295,231	0	295,231	0	0
127601	Dean, College of NHS						
	Revenue						
	State Approp - Gene		164,112				
	Tuition - State		63,582				
	Expense						
	Salaries - Faculty				38,087		
	Salaries - Non-Faculty				189,607		
	Account Total	0	227,694	0	227,694	0	0
127701	Academic Reorg Contin (Budget)						
	Revenue						
	State Approp - Gene		191,787				
	Tuition - State		74,303				
	Expense						
	Salaries - Faculty				90,690		
	Salaries - Non-Faculty				175,400		
	Account Total	0	266,090	0	266,090	0	0

Printed on a Xerox 9700 Laser Printing System at the Computing Services Center / Texas A&M University

Form: URGB01 (02/05/85)

Account	Description	Beginning Balance	Revenues	Net Allocations	Expenditures	Increase (Decrease)	Ending Balance
128001	University Farm and Ranch						
	Revenue						
	State Approp - Gene		28,235				
	Tuition - State		10,707				
	Sales and Services		24,000				
	Expense						
	Salaries - Non-Faculty				26,242		
	Wages				12,700		
	Operations and Maintenance				43,250		
	Equipment (Capitalized)				2,562		
	Account Total	0	62,942	0	84,754	21,812-	21,812-
130003	Library Operations						
	Revenue						
	State Approp - Gene		731,493				
	Tuition - State		283,399				
	Expense						
	Salaries - Non-Faculty				1,014,892		
	Account Total	0	1,014,892	0	1,014,892	0	0
131001	Research Enhancement Control						
	Revenue						
	State Approp - Gene		11,355				
	Tuition - State		4,399				
	Expense						
	Salaries - Non-Faculty				15,754		
	Account Total	0	15,754	0	15,754	0	0
131003	Sponsored Research Svcs						
	Revenue						
	State Approp - Gene		129,367				
	Tuition - State		50,120				
	Expense						
	Salaries - Non-Faculty				179,487		
	Account Total	0	179,487	0	179,487	0	0
131008	Research Salaries						
	Revenue						
	State Approp - Gene		4,138				
	Tuition - State		1,603				
	Expense						
	Salaries - Non-Faculty				5,741		
	Account Total	0	5,741	0	5,741	0	0

Printed on a Xerox 9700 Laser Printing System at the Computing Services Center / Texas A&M University

Form: URGB01 (02/05/85)

Account	Description	Beginning Balance	Revenues	Net Allocations	Expenditures	Increase (Decrease)	Ending Balance
140002	Central Receiving/Storage						
	Revenue						
	State Approp - Gene		49,954				
	Tuition - State		19,354				
	Expense						
	Salaries - Non-Faculty				69,308		
	Account Total	0	69,308	0	69,308	0	0
140004	Environmental Safety Office						
	Revenue						
	State Approp - Gene		110,058				
	Tuition - State		42,639				
	Expense						
	Salaries - Non-Faculty				152,697		
	Account Total	0	152,697	0	152,697	0	0
141001	University Police						
	Revenue						
	State Approp - Gene		384,546				
	Tuition - State		148,983				
	Expense						
	Salaries - Non-Faculty				533,529		
	Account Total	0	533,529	0	533,529	0	0
141002	Police Dispatch						
	Revenue						
	State Approp - Gene		37,052				
	Tuition - State		14,355				
	Expense						
	Salaries - Non-Faculty				51,407		
	Account Total	0	51,407	0	51,407	0	0
142007	Building Maintenance Locking						
	Revenue						
	State Approp - Gene		47,876				
	Tuition - State		18,549				
	Expense						
	Salaries - Non-Faculty				66,425		
	Account Total	0	66,425	0	66,425	0	0
145001	Purchased Utilities						
	Revenue						
	State Approp - Gene		1,071				
	Tuition - State		415				
	Expense						
	Utilities				1,486		
	Account Total	0	1,486	0	1,486	0	0

Printed on a Xerox 9700 Laser Printing System at the Computing Services Center / Texas A&M University

Form: URGB01 (02/05/85)

Account	Description	Beginning Balance	Revenues	Net Allocations	Expenditures	Increase (Decrease)	Ending Balance
145003	Tuition Revenue Bonds Debt Ser						
	Revenue						
	State Approp - Gene		6,281,012-				
	Account Total	0	6,281,012-	0	0	6,281,012-	6,281,012-
150001	Killgore Research						
	Revenue						
	State Approp - Gene		28,835				
	Tuition - State		11,172				
	Expense						
	Salaries - Non-Faculty				15,754		
	Operations and Maintenance				24,253		
	Account Total	0	40,007	0	40,007	0	0
150002	Scholarships						
	Revenue						
	State Approp - Gene		30,993				
	Tuition - State		12,007				
	Expense						
	Scholarships				43,000		
	Account Total	0	43,000	0	43,000	0	0
150003	Ins for Dry Land Ag						
	Revenue						
	State Approp - Gene		223,101				
	Tuition - State		86,435				
	Expense						
	Salaries - Non-Faculty				163,387		
	Operations and Maintenance				146,149		
	Account Total	0	309,536	0	309,536	0	0
150004	Museum Operations						
	Revenue						
	State Approp - Gene		289,798				
	Tuition - State		112,276				
	Expense						
	Salaries - Non-Faculty				402,074		
	Account Total	0	402,074	0	402,074	0	0
150008	TX College Work Study						
	Expense						
	Wages				40,801		
	Account Total	0	0	0	40,801	40,801-	40,801-

Printed on a Xerox 9700 Laser Printing System at the Computing Services Center / Texas A&M University

Form: URGB01 (02/05/85)

Account	Description	Beginning Balance	Revenues	Net Allocations	Expenditures	Increase (Decrease)	Ending Balance
150010	Center/Equine Studies						
	Revenue						
	State Approp - Gene		137,918				
	Tuition - State		53,433				
	Expense						
	Salaries - Faculty				187,060		
	Salaries - Non-Faculty				4,291		
	Account Total	0	191,351	0	191,351	0	0
150011	Environmental Ag						
	Revenue						
	State Approp - Gene		266,693				
	Tuition - State		103,324				
	Expense						
	Salaries - Faculty				220,016		
	Salaries - Non-Faculty				88,369		
	Operations and Maintenance				61,632		
	Account Total	0	370,017	0	370,017	0	0
150013	Ruminant Nutrition Research						
	Revenue						
	State Approp - Gene		103,154				
	Tuition - State		39,964				
	Expense						
	Salaries - Faculty				72,192		
	Operations and Maintenance				70,926		
	Account Total	0	143,118	0	143,118	0	0
150014	Immunology, Health & Mgmt Res						
	Revenue						
	State Approp - Gene		66,730				
	Tuition - State		25,853				
	Expense						
	Operations and Maintenance				92,583		
	Account Total	0	92,583	0	92,583	0	0
150015	Animal Waste Mgmt Research						
	Revenue						
	State Approp - Gene		50,332				
	Tuition - State		19,500				
	Expense						
	Operations and Maintenance				69,832		
	Account Total	0	69,832	0	69,832	0	0

Printed on a Xerox 9700 Laser Printing System at the Computing Services Center / Texas A&M University

Form: URGB01 (02/05/85)

Account	Description	Beginning Balance	Revenues	Net Allocations	Expenditures	Increase (Decrease)	Ending Balance
150018	Meat Science Research						
	Revenue						
	State Approp - Gene		39,577				
	Tuition - State		15,333				
	Expense						
	Salaries - Faculty				21,893		
	Operations and Maintenance				33,017		
	Account Total	0	54,910	0	54,910	0	0
150027	ElctrclEngrngFcltySal-SpecItem						
	Revenue						
	State Approp - Gene		148,161				
	Tuition - State		57,402				
	Expense						
	Salaries - Faculty				205,563		
	Account Total	0	205,563	0	205,563	0	0
150028	ElctrclEngrngAcadSpprtSpecItem						
	Revenue						
	State Approp - Gene		97,343				
	Tuition - State		37,713				
	Expense						
	Salaries - Faculty				12,995		
	Salaries - Non-Faculty				43,218		
	Operations and Maintenance				78,843		
	Account Total	0	135,056	0	135,056	0	0
150100	Integrated Pest Management						
	Revenue						
	State Approp - Gene		17,630				
	Tuition - State		6,830				
	Expense						
	Operations and Maintenance				24,460		
	Account Total	0	24,460	0	24,460	0	0
150101	Institutional Support						
	Revenue						
	State Approp - Gene		38,865				
	Tuition - State		15,058				
	Expense						
	Operations and Maintenance				53,923		
	Account Total	0	53,923	0	53,923	0	0

Printed on a Xerox 9700 Laser Printing System at the Computing Services Center / Texas A&M University

Form: URGB01 (02/05/85)

Account	Description	Beginning Balance	Revenues	Net Allocations	Expenditures	Increase (Decrease)	Ending Balance
150105	CREET Water						
	Revenue						
	State Approp - Gene		6,487				
	Tuition - State		2,513				
	Expense						
	Operations and Maintenance				9,000		
	Account Total	0	9,000	0	9,000	0	0
150106	CREET Beef						
	Revenue						
	State Approp - Gene		62,010				
	Tuition - State		24,024				
	Expense						
	Salaries - Non-Faculty				26,345		
	Operations and Maintenance				59,689		
	Account Total	0	86,034	0	86,034	0	0
150109	IPM Entomology						
	Revenue						
	State Approp - Gene		58,325				
	Tuition - State		22,596				
	Expense						
	Salaries - Faculty				80,921		
	Account Total	0	80,921	0	80,921	0	0
150110	Agribus Incubator/Accelerator						
	Revenue						
	State Approp - Gene		391,111				
	Tuition - State		151,527				
	Expense						
	Salaries - Non-Faculty				317,812		
	Utilities				42,634		
	Operations and Maintenance				129,998		
	Equipment (Capitalized)				52,194		
	Account Total	0	542,638	0	542,638	0	0
150112	SBDC						
	Revenue						
	State Approp - Gene		97,574				
	Tuition - State		37,803				
	Expense						
	Salaries - Non-Faculty				135,373		
	Operations and Maintenance				4		
	Account Total	0	135,377	0	135,377	0	0

Printed on a Xerox 9700 Laser Printing System at the Computing Services Center / Texas A&M University

Form: URGB01 (02/05/85)

Account	Description	Beginning Balance	Revenues	Net Allocations	Expenditures	Increase (Decrease)	Ending Balance
155999	HEAF - Appropriation						
	Revenue						
	State Approp - Gene		5,602,187				
	Expense						
	Equipment (Capitalized)				5,602,187		
	Account Total	0	5,602,187	0	5,602,187	0	0

Printed on a Xerox 9700 Laser Printing System at the Computing Services Center / Texas A&M University

Form: URGB01 (02/05/85)

Account	Description	Beginning Balance	Revenues	Net Allocations	Expenditures	Increase (Decrease)	Ending Balance
Functional and General Funds - Board Approved							
	Revenue						
	State Approp - Gene		33,133,221				
	State Approp - Bene		8,342,105				
	Higher Education Fu		7,164,408				
	Tuition - State		15,418,148				
	Discounts and Allow		4,186,712-				
	Fees		14,000				
	Discounts and Allow		3,616-				
	Student Financial A		44,331				
	Sales and Services		24,000				
	Investment Income		60,000				
	Expense						
	Salaries - Faculty				22,058,880		
	Salaries - Non-Faculty				12,520,889		
	Wages				59,501		
	Benefits				11,194,259		
	Utilities				44,120		
	Scholarships				43,000		
	Scholarship Discounts				58,315-		
	Operations and Maintenance				1,958,777		
	Equipment (Capitalized)				5,656,943		
	Grand Total	0	60,009,885	4,132,013	53,478,054	10,663,844	10,663,844

Printed on a Xerox 9700 Laser Printing System at the Computing Services Center / Texas A&M University

Form: URGB01 (02/05/85)

Account	Description	Beginning Balance	Revenues	Net Allocations	Expenditures	Increase (Decrease)	Ending Balance
200050	Panhandle Alt Cert for Ed/PACE						
	Revenue						
	Sales and Services		174,484				
	Expense						
	Salaries - Non-Faculty				75,422		
	Benefits				29,810		
	Operations and Maintenance				69,253		
	Account Total	0	174,484	0	174,485	1-	1-
200248	UnvrstyUndrgrdAcdmEnhncmntFee-						
	Revenue						
	Fees		320,000				
	Expense						
	Operations and Maintenance				320,000		
	Account Total	0	320,000	0	320,000	0	0
200278	USF-DistanceLearningAcdmcSuppr						
	Account Total	0	0	369,345	0	369,345	369,345
200279	USF-DistanceLearning-ITSupport						
	Account Total	0	0	835,324	0	835,324	835,324
200280	USF-Open Access Lab						
	Account Total	0	0	789,399	0	789,399	789,399
200281	USF-Smart Classroom Support						
	Expense						
	Salaries - Non-Faculty				53,435		
	Benefits				14,258		
	Operations and Maintenance				27,500		
	Account Total	0	0	95,193	95,193	0	0
200282	USF-Remote labs						
	Account Total	0	0	26,830	0	26,830	26,830
200283	USF-Technology						
	Account Total	0	0	691,890	0	691,890	691,890
200999	DESIGNATED-INSTRUCTION						
	Revenue						
	Fees		187,088				
	Gifts		6,118				
	Sales and Services		1,309,190				
	Expense						
	Wages				367,997		
	Scholarships				4,000		
	Operations and Maintenance				1,130,399		
	Account Total	0	1,502,396	0	1,502,396	0	0

Printed on a Xerox 9700 Laser Printing System at the Computing Services Center / Texas A&M University

Form: URGB01 (02/05/85)

Account	Description	Beginning Balance	Revenues	Net Allocations	Expenditures	Increase (Decrease)	Ending Balance
201001	Beef Carcass Research						
	Revenue						
	Sales and Services		193,222				
	Expense						
	Salaries - Faculty				10,945		
	Salaries - Non-Faculty				10,340		
	Wages				48,700		
	Benefits				10,632		
	Operations and Maintenance				112,606		
	Account Total	0	193,222	0	193,223	1-	1-
202010	Continuing Education						
	Revenue						
	Sales and Services		352,396				
	Expense						
	Salaries - Non-Faculty				77,815		
	Wages				37,294		
	Benefits				28,161		
	Operations and Maintenance				209,126		
	Account Total	0	352,396	0	352,396	0	0
202033	Music Camp						
	Revenue						
	Sales and Services		10,410				
	Expense						
	Salaries - Non-Faculty				6,600		
	Benefits				3,067		
	Operations and Maintenance				743		
	Account Total	0	10,410	0	10,410	0	0
202057	EOD TRAINING COORDINATOR						
	Revenue						
	Sales and Services		64,908				
	Expense						
	Salaries - Non-Faculty				45,380		
	Benefits				19,528		
	Account Total	0	64,908	0	64,908	0	0
202058	EVENT SERVICES						
	Expense						
	Wages				5,513		
	Benefits				487		
	Account Total	0	0	6,000	6,000	0	0

Printed on a Xerox 9700 Laser Printing System at the Computing Services Center / Texas A&M University

Form: URGB01 (02/05/85)

Account	Description	Beginning Balance	Revenues	Net Allocations	Expenditures	Increase (Decrease)	Ending Balance
202999	DESIGNATED-PUBLIC SERVICE						
	Revenue						
	Gifts		38,774				
	Sales and Services		683,587				
	Expense						
	Wages				141,201		
	Scholarships				14,343		
	Operations and Maintenance				566,817		
	Account Total	0	722,361	0	722,361	0	0
203005	Graduate Dean - Miscellaneous						
	Expense						
	Salaries - Faculty				14,919		
	Salaries - Non-Faculty				196,466		
	Benefits				74,013		
	Operations and Maintenance				1,920		
	Account Total	0	0	287,318	287,318	0	0
203009	Evaluation Team						
	Revenue						
	Sales and Services		129,489				
	Expense						
	Salaries - Non-Faculty				100,000		
	Benefits				26,489		
	Operations and Maintenance				3,000		
	Account Total	0	129,489	0	129,489	0	0
203022	Part-Time Student Scholarship						
	Expense						
	Scholarships				14,400		
	Account Total	0	0	14,400	14,400	0	0
203023	Dean Ed and SS Miscellaneous						
	Expense						
	Operations and Maintenance				1,920		
	Account Total	0	0	1,920	1,920	0	0
203024	College of Business Misc Exp						
	Expense						
	Operations and Maintenance				1,000		
	Account Total	0	0	1,000	1,000	0	0
203025	Dean ANS Miscellaneous Exp						
	Expense						
	Operations and Maintenance				1,920		
	Account Total	0	0	1,920	1,920	0	0

Printed on a Xerox 9700 Laser Printing System at the Computing Services Center / Texas A&M University

Form: URGB01 (02/05/85)

Account	Description	Beginning Balance	Revenues	Net Allocations	Expenditures	Increase (Decrease)	Ending Balance
203026	Dean FAH Misc Exp						
	Expense						
	Operations and Maintenance				1,920		
	Account Total	0	0	1,920	1,920	0	0
203036	TPEG - Resident						
	Expense						
	Scholarships				1,802,504		
	Account Total	0	0	1,802,504	1,802,504	0	0
203056	Sponsored Research Svcs						
	Expense						
	Salaries - Non-Faculty				51,336		
	Benefits				18,942		
	Operations and Maintenance				3,403		
	Account Total	0	0	73,681	73,681	0	0
203072	Study Abroad						
	Expense						
	Salaries - Non-Faculty				43,720		
	Benefits				19,216		
	Operations and Maintenance				22,944		
	Account Total	0	0	85,880	85,880	0	0
203075	Dean Nrsng/Hlth Scnce Misc Exp						
	Expense						
	Operations and Maintenance				2,000		
	Account Total	0	0	2,000	2,000	0	0
203084	Campus to Community						
	Expense						
	Salaries - Non-Faculty				98,096		
	Benefits				35,323		
	Operations and Maintenance				34,783		
	Account Total	0	0	168,202	168,202	0	0
203132	USF-Advising Expendable						
	Expense						
	Salaries - Faculty				131,725		
	Salaries - Non-Faculty				353,430		
	Wages				27,214		
	Benefits				155,148		
	Operations and Maintenance				104,058		
	Account Total	0	0	771,574	771,575	1-	1-

Printed on a Xerox 9700 Laser Printing System at the Computing Services Center / Texas A&M University

Form: URGB01 (02/05/85)

Account	Description	Beginning Balance	Revenues	Net Allocations	Expenditures	Increase (Decrease)	Ending Balance
203999	DESIGNATED-ACADEMIC SUPPORT						
	Revenue						
	Gifts		224,406				
	Sales and Services		520,113				
	Expense						
	Wages				112,110		
	Scholarships				85,658		
	Operations and Maintenance				351,132		
	Equipment (Capitalized)				195,619		
	Account Total	0	744,519	0	744,519	0	0
204006	Career Plan/Placement						
	Revenue						
	Sales and Services		34,015				
	Expense						
	Salaries - Non-Faculty				26,065		
	Benefits				7,950		
	Account Total	0	34,015	0	34,015	0	0
204008	Summer Orientation						
	Revenue						
	Fees		44,633				
	Expense						
	Salaries - Non-Faculty				30,961		
	Benefits				13,050		
	Operations and Maintenance				622		
	Account Total	0	44,633	0	44,633	0	0
204021	Need-Based Scholarship						
	Revenue						
	Contracts and Grant		44,352				
	Expense						
	Scholarships				44,352		
	Account Total	0	44,352	0	44,352	0	0
204029	Application Fees						
	Revenue						
	Fees		429,315				
	Expense						
	Operations and Maintenance				115,065		
	Account Total	0	429,315	314,150-	115,065	100	100
204041	Graduate Application Fee						
	Expense						
	Operations and Maintenance				11,509		
	Account Total	0	0	11,409	11,509	100-	100-

Printed on a Xerox 9700 Laser Printing System at the Computing Services Center / Texas A&M University

Form: URGB01 (02/05/85)

Account	Description	Beginning Balance	Revenues	Net Allocations	Expenditures	Increase (Decrease)	Ending Balance
204059	USF-Graduation						
	Expense						
	Operations and Maintenance				60,240		
	Account Total	0	0	60,240	60,240	0	0
204060	USF-Freshman Convocation						
	Expense						
	Operations and Maintenance				28,000		
	Account Total	0	0	28,000	28,000	0	0
204061	USF-1-800-Telephone Service						
	Expense						
	Operations and Maintenance				1,000		
	Account Total	0	0	1,000	1,000	0	0
204062	USF-Student Recruitment						
	Expense						
	Salaries - Non-Faculty				355,874		
	Benefits				147,771		
	Operations and Maintenance				128,453		
	Account Total	0	0	632,097	632,098	1-	1-
204065	Supplemental Instruction						
	Expense						
	Operations and Maintenance				31,250		
	Account Total	0	0	31,250	31,250	0	0
204068	Campus Services						
	Expense						
	Wages				12,702		
	Benefits				1,122		
	Account Total	0	0	13,824	13,824	0	0
204069	Student Success Center						
	Expense						
	Salaries - Non-Faculty				38,328		
	Benefits				13,392		
	Operations and Maintenance				53,280		
	Account Total	0	0	105,000	105,000	0	0
204071	Rodeo Program						
	Expense						
	Salaries - Non-Faculty				88,795		
	Benefits				28,659		
	Account Total	0	0	117,454	117,454	0	0

Printed on a Xerox 9700 Laser Printing System at the Computing Services Center / Texas A&M University

Form: URGB01 (02/05/85)

Account	Description	Beginning Balance	Revenues	Net Allocations	Expenditures	Increase (Decrease)	Ending Balance
204073	Buff Allies						
	Expense						
	Operations and Maintenance				3,000		
	Account Total	0	0	3,000	3,000	0	0
204076	Buffalo Club Golf Tournament						
	Expense						
	Operations and Maintenance				15,000		
	Account Total	0	0	15,000	15,000	0	0
204115	Student Affairs Admn						
	Expense						
	Salaries - Non-Faculty				118,171		
	Wages				12,000		
	Benefits				31,542		
	Operations and Maintenance				98,287		
	Account Total	0	0	260,000	260,000	0	0
204117	Veterans Services						
	Expense						
	Salaries - Non-Faculty				56,430		
	Benefits				21,502		
	Operations and Maintenance				13,068		
	Account Total	0	0	91,000	91,000	0	0
204999	DESIGNATED-STUDENT SVS						
	Revenue						
	Gifts		111,286				
	Sales and Services		369,208				
	Expense						
	Wages				19,922		
	Scholarships				2,700		
	Operations and Maintenance				457,872		
	Account Total	0	480,494	0	480,494	0	0
205021	Staff Council						
	Expense						
	Operations and Maintenance				3,290		
	Account Total	0	0	3,290	3,290	0	0
205027	Advertising & Marketing						
	Expense						
	Operations and Maintenance				372,268		
	Account Total	0	0	372,268	372,268	0	0
205028	Officer/Director Liability						
	Expense						
	Operations and Maintenance				5,200		
	Account Total	0	0	5,200	5,200	0	0

Printed on a Xerox 9700 Laser Printing System at the Computing Services Center / Texas A&M University

Form: URGB01 (02/05/85)

Account	Description	Beginning Balance	Revenues	Net Allocations	Expenditures	Increase (Decrease)	Ending Balance
205032	Staff Employee Service Awards						
	Expense						
	Operations and Maintenance				1,250		
	Account Total	0	0	1,250	1,250	0	0
205033	Staff Council Staff Exc Awards						
	Expense						
	Operations and Maintenance				750		
	Account Total	0	0	750	750	0	0
205034	Accreditation Expense						
	Expense						
	Operations and Maintenance				20,800		
	Account Total	0	0	20,800	20,800	0	0
205042	VPSA Travel Pool						
	Expense						
	Operations and Maintenance				3,105		
	Account Total	0	0	3,105	3,105	0	0
205058	Risk Management						
	Expense						
	Operations and Maintenance				5,360		
	Account Total	0	0	5,360	5,360	0	0
205068	USF-Telecommunications Srvcs						
	Expense						
	Operations and Maintenance				90,074		
	Account Total	0	0	90,074	90,074	0	0
205069	USF-Gold Card Operations						
	Account Total	0	0	107,881	0	107,881	107,881
205070	USF-Computer Services						
	Account Total	0	0	411,663	0	411,663	411,663
205071	USF-IT Service Center						
	Account Total	0	0	107,014	0	107,014	107,014
205072	USF-Network Services						
	Expense						
	Salaries - Non-Faculty				158,439		
	Benefits				48,807		
	Operations and Maintenance				98,233		
	Account Total	0	0	305,478	305,479	1-	1-
205073	USF-Web Services						
	Account Total	0	0	166,852	0	166,852	166,852

Printed on a Xerox 9700 Laser Printing System at the Computing Services Center / Texas A&M University

Account	Description	Beginning Balance	Revenues	Net Allocations	Expenditures	Increase (Decrease)	Ending Balance
205074	USF-PC Support						
	Account Total	0	0	89,362	0	89,362	89,362
205075	USF-Bus Operations						
	Expense						
	Salaries - Non-Faculty				11,631		
	Wages				14,000		
	Benefits				4,756		
	Operations and Maintenance				234,775		
	Account Total	0	0	265,162	265,162	0	0
205076	USF-Comm&Marketing Salaries						
	Expense						
	Salaries - Non-Faculty				36,690		
	Benefits				20,545		
	Account Total	0	0	57,235	57,235	0	0
205078	Optional Payment Fee						
	Revenue						
	Fees		209,855				
	Expense						
	Salaries - Non-Faculty				128,306		
	Wages				10,000		
	Benefits				47,872		
	Operations and Maintenance				23,678		
	Account Total	0	209,855	0	209,856	1-	1-
205079	VPSA Misc Expense						
	Expense						
	Operations and Maintenance				3,840		
	Account Total	0	0	3,840	3,840	0	0
205083	TRASH DISPOSAL						
	Expense						
	Utilities				98,400		
	Account Total	0	0	98,400	98,400	0	0
205999	DESIGNATED-INST SUPPORT						
	Revenue						
	Gifts		22,939				
	Sales and Services		682,829				
	Expense						
	Wages				36,928		
	Operations and Maintenance				668,840		
	Account Total	0	705,768	0	705,768	0	0

Form: URGB01 (02/05/85)
Printed on a Xerox 9700 Laser Printing System at the Computing Services Center / Texas A&M University

Form: URGB01 (02/05/85)

Account	Description	Beginning Balance	Revenues	Net Allocations	Expenditures	Increase (Decrease)	Ending Balance
206001	AC Building Operations						
	Revenue						
	Sales and Services		347,462				
	Expense						
	Salaries - Non-Faculty				69,546		
	Wages				357,400		
	Benefits				47,802		
	Utilities				135,898		
	Operations and Maintenance				115,047		
	Account Total	0	347,462	378,231	725,693	0	0
206002	Desgn Fd Purch Svc						
	Expense						
	Salaries - Non-Faculty				40,080		
	Benefits				13,776		
	Account Total	0	0	53,856	53,856	0	0
206007	Intercollegiate Athl Facil						
	Expense						
	Utilities				82,212		
	Operations and Maintenance				174,973		
	Account Total	0	0	257,185	257,185	0	0
206008	PP Purchased Svc						
	Expense						
	Operations and Maintenance				4,436,803		
	Account Total	0	0	4,436,803	4,436,803	0	0
206014	Festival of Lights						
	Expense						
	Operations and Maintenance				1,000		
	Account Total	0	0	1,000	1,000	0	0
206020	Amarillo Center - Reserve						
	Expense						
	Salaries - Non-Faculty				123,467		
	Wages				8,000		
	Benefits				49,565		
	Utilities				112,500		
	Operations and Maintenance				261,438		
	Account Total	0	0	554,970	554,970	0	0

Printed on a Xerox 9700 Laser Printing System at the Computing Services Center / Texas A&M University

Form: URGB01 (02/05/85)

Account	Description	Beginning Balance	Revenues	Net Allocations	Expenditures	Increase (Decrease)	Ending Balance
206024	Parking Services						
	Revenue						
	Sales and Services		50,000				
	Expense						
	Salaries - Non-Faculty				39,309		
	Wages				6,297		
	Benefits				12,306		
	Operations and Maintenance				57,776		
	Account Total	0	50,000	65,688	115,688	0	0
206026	USF - University Police Department						
	Revenue						
	Sales and Services		50,000				
	Expense						
	Salaries - Non-Faculty				235,713		
	Wages				15,000		
	Benefits				67,264		
	Operations and Maintenance				92,529		
	Account Total	0	50,000	360,506	410,506	0	0
206027	Paving Lot/Paving						
	Expense						
	Equipment (Capitalized)				307,087		
	Account Total	0	0	307,087	307,087	0	0
206032	Sports Complex Operations						
	Expense						
	Operations and Maintenance				388,377		
	Account Total	0	0	388,377	388,377	0	0
206100	Rec Sports Fee Reserve						
	Expense						
	Operations and Maintenance				2,455		
	Account Total	0	0	2,455	2,455	0	0
206101	Events Center Operations						
	Expense						
	Salaries - Non-Faculty				42,248		
	Wages				20,000		
	Benefits				16,696		
	Utilities				215,000		
	Operations and Maintenance				82,850		
	Account Total	0	0	376,795	376,794	1	1

Printed on a Xerox 9700 Laser Printing System at the Computing Services Center / Texas A&M University

Form: URGB01 (02/05/85)

Account	Description	Beginning Balance	Revenues	Net Allocations	Expenditures	Increase (Decrease)	Ending Balance
206999	DESIGNATED-PLANT O & M						
	Revenue						
	Gifts		2,500				
	Sales and Services		75,398				
	Expense						
	Wages				94		
	Operations and Maintenance				77,804		
	Account Total	0	77,898	0	77,898	0	0
207001	Tuition Assistance Fund Sch						
	Expense						
	Scholarships				75,000		
	Account Total	0	0	75,000	75,000	0	0
207003	Institutional Scholarships						
	Expense						
	Scholarships				794,025		
	Account Total	0	0	794,025	794,025	0	0
207004	Resident UG Set Aside						
	Expense						
	Scholarships				2,110,376		
	Account Total	0	0	2,110,376	2,110,376	0	0
207005	Resident Grad Set Aside						
	Expense						
	Scholarships				376,316		
	Account Total	0	0	376,316	376,316	0	0
207999	DESIGNATED-SCH & FELLOWSHIPS						
	Revenue						
	Contracts and Grant		17,570				
	Sales and Services		68,626				
	Expense						
	Wages				452		
	Scholarships				73,850		
	Operations and Maintenance				11,894		
	Account Total	0	86,196	0	86,196	0	0
210100	IITL						
	Account Total	0	0	35,351	0	35,351	35,351
210101	Travel Contingency VPAA						
	Expense						
	Operations and Maintenance				49,776		
	Account Total	0	0	49,776	49,776	0	0

Printed on a Xerox 9700 Laser Printing System at the Computing Services Center / Texas A&M University

Form: URGB01 (02/05/85)

Account	Description	Beginning Balance	Revenues	Net Allocations	Expenditures	Increase (Decrease)	Ending Balance
210103	LEES						
	Expense						
	Wages				9,100		
	Benefits				804		
	Operations and Maintenance				44,200		
	Account Total	0	0	54,104	54,104	0	0
210104	Division of Ag						
	Expense						
	Wages				6,000		
	Benefits				530		
	Operations and Maintenance				51,000		
	Account Total	0	0	57,530	57,530	0	0
210105	Chemistry and Physics						
	Expense						
	Wages				6,000		
	Benefits				530		
	Operations and Maintenance				24,500		
	Account Total	0	0	31,030	31,030	0	0
210106	Division of Nursing						
	Expense						
	Wages				3,500		
	Benefits				309		
	Operations and Maintenance				56,696		
	Account Total	0	0	60,505	60,505	0	0
210107	Accounting/Eco/Fin						
	Expense						
	Wages				6,243		
	Benefits				551		
	Operations and Maintenance				56,800		
	Account Total	0	0	63,594	63,594	0	0
210108	Mgmt/Marketing/GB						
	Expense						
	Wages				1,570		
	Benefits				139		
	Operations and Maintenance				43,742		
	Account Total	0	0	45,451	45,451	0	0
210109	IDM						
	Expense						
	Wages				8,260		
	Benefits				729		
	Operations and Maintenance				38,515		
	Account Total	0	0	47,504	47,504	0	0

Printed on a Xerox 9700 Laser Printing System at the Computing Services Center / Texas A&M University

Form: URGB01 (02/05/85)

Account	Description	Beginning Balance	Revenues	Net Allocations	Expenditures	Increase (Decrease)	Ending Balance
210110	Economic Education						
	Expense						
	Operations and Maintenance				644		
	Account Total	0	0	644	644	0	0
210111	ATD M&O						
	Expense						
	Wages				2,420		
	Benefits				214		
	Operations and Maintenance				54,050		
	Account Total	0	0	56,684	56,684	0	0
210112	Music						
	Expense						
	Wages				10,300		
	Benefits				909		
	Operations and Maintenance				58,149		
	Account Total	0	0	69,358	69,358	0	0
210113	EPML M&O						
	Expense						
	Operations and Maintenance				28,033		
	Account Total	0	0	28,033	28,033	0	0
210114	Communication Disorders						
	Expense						
	Operations and Maintenance				30,700		
	Account Total	0	0	30,700	30,700	0	0
210115	DIvision of Education						
	Expense						
	Salaries - Non-Faculty				26,716		
	Wages				3,908		
	Benefits				16,978		
	Operations and Maintenance				58,405		
	Account Total	0	0	106,007	106,007	0	0
210116	Behavioral Science						
	Expense						
	Salaries - Non-Faculty				8,750		
	Wages				600		
	Benefits				826		
	Operations and Maintenance				33,500		
	Account Total	0	0	43,676	43,676	0	0

Printed on a Xerox 9700 Laser Printing System at the Computing Services Center / Texas A&M University

Form: URGB01 (02/05/85)

Account	Description	Beginning Balance	Revenues	Net Allocations	Expenditures	Increase (Decrease)	Ending Balance
210117	SES						
	Expense						
	Wages				3,138		
	Benefits				277		
	Operations and Maintenance				24,880		
	Account Total	0	0	28,295	28,295	0	0
210118	Poli Sci/Criminal J						
	Expense						
	Operations and Maintenance				33,750		
	Account Total	0	0	33,750	33,750	0	0
210119	Engineering/Comp Sci						
	Expense						
	Salaries - Non-Faculty				20,400		
	Benefits				15,683		
	Operations and Maintenance				117,500		
	Account Total	0	0	153,583	153,583	0	0
210120	History and Geography						
	Expense						
	Operations and Maintenance				17,250		
	Account Total	0	0	17,250	17,250	0	0
210121	Communication						
	Expense						
	Operations and Maintenance				47,200		
	Account Total	0	0	47,200	47,200	0	0
210122	Mathematics						
	Expense						
	Wages				3,100		
	Benefits				274		
	Operations and Maintenance				23,000		
	Account Total	0	0	26,374	26,374	0	0
210126	AEF						
	Expense						
	Salaries - Faculty				100,000		
	Benefits				28,125		
	Account Total	0	0	128,125	128,125	0	0
210135	Education						
	Expense						
	Salaries - Faculty				307,239		
	Benefits				98,001		
	Account Total	0	0	405,240	405,240	0	0

Printed on a Xerox 9700 Laser Printing System at the Computing Services Center / Texas A&M University

Form: URGB01 (02/05/85)

Account	Description	Beginning Balance	Revenues	Net Allocations	Expenditures	Increase (Decrease)	Ending Balance
210137	PSCJ						
	Expense						
	Salaries - Faculty				193,269		
	Benefits				61,018		
	Account Total	0	0	254,287	254,287	0	0
210138	Nursing						
	Expense						
	Salaries - Faculty				104,244		
	Benefits				34,395		
	Account Total	0	0	138,639	138,639	0	0
210139	Communications Disorders						
	Expense						
	Salaries - Non-Faculty				6,740		
	Benefits				2,478		
	Account Total	0	0	9,218	9,218	0	0
210140	SES						
	Expense						
	Salaries - Faculty				50,000		
	Benefits				20,310		
	Account Total	0	0	70,310	70,310	0	0
210142	Math						
	Expense						
	Salaries - Faculty				45,982		
	Benefits				10,953		
	Account Total	0	0	56,935	56,935	0	0
210143	Contingency Academic Affairs						
	Expense						
	Wages				41,857		
	Benefits				3,696		
	Operations and Maintenance				15,933		
	Account Total	0	0	61,486	61,486	0	0
210144	Academic Computer Expense						
	Expense						
	Operations and Maintenance				522,603		
	Account Total	0	0	522,603	522,603	0	0
210145	GA Sal Cont						
	Expense						
	Salaries - Non-Faculty				12,495		
	Benefits				1,103		
	Account Total	0	0	13,598	13,598	0	0

Printed on a Xerox 9700 Laser Printing System at the Computing Services Center / Texas A&M University

Form: URGB01 (02/05/85)

Account	Description	Beginning Balance	Revenues	Net Allocations	Expenditures	Increase (Decrease)	Ending Balance
210146	Contingency - ASE						
	Expense						
	Operations and Maintenance				14,301		
	Account Total	0	0	14,301	14,301	0	0
210147	ECS Differential Tuition - Operatio						
	Expense						
	Salaries - Faculty				8,352		
	Benefits				2,501		
	Operations and Maintenance				19,265		
	Account Total	0	0	30,117	30,118	1-	1-
210148	Math Lab Support						
	Expense						
	Wages				41,199		
	Benefits				3,638		
	Operations and Maintenance				212		
	Account Total	0	0	45,049	45,049	0	0
210149	GA Cont ASE						
	Expense						
	Salaries - Non-Faculty				10,750		
	Benefits				949		
	Account Total	0	0	11,699	11,699	0	0
210150	College of Business Contingency Fun						
	Expense						
	Operations and Maintenance				3,690		
	Account Total	0	0	3,690	3,690	0	0
210151	GA Cont COB						
	Expense						
	Salaries - Non-Faculty				6,300		
	Benefits				556		
	Account Total	0	0	6,856	6,856	0	0
210152	Business Differential Tuition - Ope						
	Expense						
	Salaries - Faculty				562,083		
	Salaries - Non-Faculty				97,474		
	Benefits				222,541		
	Operations and Maintenance				30,109		
	Account Total	0	0	912,207	912,207	0	0
210153	Fine Arts And Humanities Contingenc						
	Expense						
	Operations and Maintenance				8,635		
	Account Total	0	0	8,635	8,635	0	0

Printed on a Xerox 9700 Laser Printing System at the Computing Services Center / Texas A&M University

Form: URGB01 (02/05/85)

Account	Description	Beginning Balance	Revenues	Net Allocations	Expenditures	Increase (Decrease)	Ending Balance
210154	GA Cont FAH						
	Expense						
	Salaries - Non-Faculty				39,000		
	Benefits				3,444		
	Account Total	0	0	42,444	42,444	0	0
210155	Writing Lab Support						
	Expense						
	Operations and Maintenance				40,000		
	Account Total	0	0	40,000	40,000	0	0
210156	College of EdSS Contingency						
	Expense						
	Operations and Maintenance				18,960		
	Account Total	0	0	18,960	18,960	0	0
210157	GA Cont EDSS						
	Expense						
	Salaries - Non-Faculty				16,250		
	Benefits				1,435		
	Account Total	0	0	17,685	17,685	0	0
210159	GA Cont NHS						
	Expense						
	Salaries - Non-Faculty				6,500		
	Benefits				574		
	Account Total	0	0	7,074	7,074	0	0
210160	School of ECSM GA Contingency						
	Expense						
	Salaries - Non-Faculty				12,000		
	Benefits				1,060		
	Account Total	0	0	13,060	13,060	0	0
210161	Nursing Faculty Enhancement						
	Expense						
	Salaries - Faculty				24,441		
	Salaries - Non-Faculty				3,438		
	Benefits				9,300		
	Operations and Maintenance				8,765		
	Account Total	0	0	45,945	45,944	1	1

Printed on a Xerox 9700 Laser Printing System at the Computing Services Center / Texas A&M University

Form: URGB01 (02/05/85)

Account	Description	Beginning Balance	Revenues	Net Allocations	Expenditures	Increase (Decrease)	Ending Balance
210162	Correspondence Fees						
	Revenue						
	Fees		151,179				
	Expense						
	Salaries - Faculty				28,057		
	Salaries - Non-Faculty				86,577		
	Benefits				27,078		
	Operations and Maintenance				9,467		
	Account Total	0	151,179	0	151,179	0	0
210166	SUMMER BUDGET						
	Expense						
	Salaries - Faculty				1,661,458		
	Benefits				256,363		
	Account Total	0	0	1,917,821	1,917,821	0	0
210167	PTI/GAT CONTINGENCY VPAA						
	Expense						
	Salaries - Faculty				278,286		
	Benefits				42,940		
	Account Total	0	0	321,226	321,226	0	0
210168	PTI/GAT CONTINGENCY CANS						
	Expense						
	Salaries - Faculty				113,582		
	Benefits				10,029		
	Account Total	0	0	123,611	123,611	0	0
210169	PTI/GAT CONTINGENCY COB						
	Expense						
	Salaries - Faculty				2,396		
	Benefits				212		
	Account Total	0	0	2,608	2,608	0	0
210170	PTI/GAT CONTINGENCY FAH						
	Expense						
	Salaries - Faculty				218,745		
	Benefits				19,315		
	Account Total	0	0	238,060	238,060	0	0
210171	PTI/GAT CONTIGENCY COESS						
	Expense						
	Salaries - Faculty				46,521		
	Benefits				4,108		
	Account Total	0	0	50,629	50,629	0	0

Printed on a Xerox 9700 Laser Printing System at the Computing Services Center / Texas A&M University

Form: URGB01 (02/05/85)

Account	Description	Beginning Balance	Revenues	Net Allocations	Expenditures	Increase (Decrease)	Ending Balance
210172	PTI/GAT CONTINGENCY CNHS						
	Expense						
	Salaries - Faculty				23,001		
	Benefits				2,031		
	Account Total	0	0	25,032	25,032	0	0
210173	PTI/GAT CONTINGENCY ECSM						
	Expense						
	Salaries - Faculty				75,000		
	Benefits				6,623		
	Account Total	0	0	81,623	81,623	0	0
211001	Travel - Sponsored Research Service						
	Expense						
	Operations and Maintenance				1,737		
	Account Total	0	0	1,737	1,737	0	0
211002	Research Enhancement Control						
	Expense						
	Operations and Maintenance				45,519		
	Account Total	0	0	45,519	45,519	0	0
213107	Inst Effectiveness Data & Anal						
	Expense						
	Operations and Maintenance				35,050		
	Account Total	0	0	35,050	35,050	0	0
213108	School of ECSM Contingency						
	Expense						
	Operations and Maintenance				3,000		
	Account Total	0	0	3,000	3,000	0	0
213109	Provost/VPAA						
	Expense						
	Operations and Maintenance				40,293		
	Account Total	0	0	40,293	40,293	0	0
213110	Teaching Excellence Center						
	Expense						
	Salaries - Faculty				20,475		
	Benefits				3,200		
	Operations and Maintenance				12,000		
	Account Total	0	0	35,675	35,675	0	0
213111	"Dean, College of ASE"						
	Expense						
	Operations and Maintenance				10,710		
	Account Total	0	0	10,710	10,710	0	0

Printed on a Xerox 9700 Laser Printing System at the Computing Services Center / Texas A&M University

Account	Description	Beginning Balance	Revenues	Net Allocations	Expenditures	Increase (Decrease)	Ending Balance
213112	"Dean, College of Business"						
	Expense						
	Operations and Maintenance				7,322		
	Account Total	0	0	7,322	7,322	0	0
213113	"Dean, College of Fine Arts And Hum						
	Expense						
	Wages				850		
	Benefits				75		
	Operations and Maintenance				9,390		
	Account Total	0	0	10,315	10,315	0	0
213114	"Dean, College of Education And Soc						
	Expense						
	Wages				1,257		
	Benefits				111		
	Operations and Maintenance				11,074		
	Account Total	0	0	12,441	12,442	1-	1-
213115	Graduate Studies						
	Expense						
	Wages				6,875		
	Benefits				607		
	Operations and Maintenance				143,036		
	Account Total	0	0	150,518	150,518	0	0
213116	"Dean, College of Nursing and Healt						
	Expense						
	Wages				1,200		
	Benefits				106		
	Operations and Maintenance				11,100		
	Account Total	0	0	12,405	12,406	1-	1-
213117	School of ECSM						
	Expense						
	Salaries - Non-Faculty				26,736		
	Wages				1,000		
	Benefits				16,649		
	Operations and Maintenance				2,500		
	Account Total	0	0	46,885	46,885	0	0
213118	Livestock Judging Team						
	Expense						
	Operations and Maintenance				1,040		
	Account Total	0	0	1,040	1,040	0	0

Form: URGB01 (02/05/85)
Printed on a Xerox 9700 Laser Printing System at the Computing Services Center / Texas A&M University

Form: URGB01 (02/05/85)

Account	Description	Beginning Balance	Revenues	Net Allocations	Expenditures	Increase (Decrease)	Ending Balance
213119	Nursing and Health Sciences Conting						
	Expense						
	Operations and Maintenance				5,000		
	Account Total	0	0	5,000	5,000	0	0
213120	International Student Advising						
	Expense						
	Operations and Maintenance				5,882		
	Account Total	0	0	5,882	5,882	0	0
213121	Advising Services						
	Expense						
	Operations and Maintenance				2,478		
	Account Total	0	0	2,478	2,478	0	0
213122	Honors Program						
	Expense						
	Operations and Maintenance				6,800		
	Account Total	0	0	6,800	6,800	0	0
213123	Faculty Development Leave						
	Expense						
	Operations and Maintenance				15,000		
	Account Total	0	0	15,000	15,000	0	0
213126	Travel - Library Operations						
	Expense						
	Salaries - Non-Faculty				21,329		
	Wages				61,500		
	Benefits				16,260		
	Operations and Maintenance				30,000		
	Account Total	0	0	129,089	129,089	0	0
213127	Faculty Senate						
	Expense						
	Operations and Maintenance				1,056		
	Account Total	0	0	1,056	1,056	0	0
213131	SIM Central						
	Expense						
	Operations and Maintenance				90,000		
	Account Total	0	0	90,000	90,000	0	0
213144	COFAH STUDENT SERVICES FEE						
	Expense						
	Operations and Maintenance				392,413		
	Account Total	0	0	392,413	392,413	0	0

Printed on a Xerox 9700 Laser Printing System at the Computing Services Center / Texas A&M University

Account	Description	Beginning Balance	Revenues	Net Allocations	Expenditures	Increase (Decrease)	Ending Balance
213200	VPAA Designated Tuition Holdin						
	Expense						
	Operations and Maintenance				122,000		
	Account Total	0	0	120,000	122,000	2,000-	2,000-
214002	Registrar's Office						
	Expense						
	Wages				20,326		
	Benefits				1,795		
	Operations and Maintenance				40,836		
	Account Total	0	0	62,957	62,957	0	0
214103	Student Financial Aid						
	Expense						
	Wages				10,500		
	Benefits				927		
	Operations and Maintenance				31,585		
	Account Total	0	0	43,012	43,012	0	0
214105	Admissions						
	Expense						
	Salaries - Non-Faculty				1,570		
	Wages				39,511		
	Benefits				4,014		
	Operations and Maintenance				294,445		
	Account Total	0	0	339,541	339,540	1	1
214113	First Year Experience						
	Expense						
	Operations and Maintenance				13,000		
	Account Total	0	0	13,000	13,000	0	0
214114	ScholarshipServices						
	Expense						
	Wages				13,128		
	Benefits				1,159		
	Operations and Maintenance				13,400		
	Account Total	0	0	27,687	27,687	0	0
214119	Contingency Student Affairs						
	Expense						
	Wages				500		
	Benefits				44		
	Operations and Maintenance				500		
	Account Total	0	0	1,044	1,044	0	0

Form: URGB01 (02/05/85)
Printed on a Xerox 9700 Laser Printing System at the Computing Services Center / Texas A&M University

Form: URGB01 (02/05/85)

Account	Description	Beginning Balance	Revenues	Net Allocations	Expenditures	Increase (Decrease)	Ending Balance
214124	Student Affairs Marketing						
	Expense						
	Salaries - Non-Faculty				27,744		
	Wages				15,000		
	Benefits				11,351		
	Operations and Maintenance				14,407		
	Account Total	0	0	68,500	68,502	2-	2-
214125	Student Activities						
	Expense						
	Wages				25,950		
	Benefits				2,291		
	Operations and Maintenance				155,505		
	Account Total	0	0	183,746	183,746	0	0
214127	Student Employment Services						
	Expense						
	Salaries - Non-Faculty				42,091		
	Wages				5,720		
	Benefits				14,579		
	Operations and Maintenance				11,910		
	Account Total	0	0	74,300	74,300	0	0
214128	Homecoming						
	Expense						
	Operations and Maintenance				4,500		
	Account Total	0	0	4,500	4,500	0	0
214133	Office for Nationally Competitive S						
	Expense						
	Salaries - Non-Faculty				40,307		
	Benefits				13,787		
	Operations and Maintenance				3,906		
	Account Total	0	0	58,000	58,000	0	0
214135	Rodeo Club (SSF)						
	Expense						
	Operations and Maintenance				43,111		
	Account Total	0	0	43,111	43,111	0	0
214136	Career Services						
	Expense						
	Salaries - Non-Faculty				66,772		
	Wages				14,759		
	Benefits				22,934		
	Operations and Maintenance				90,536		
	Account Total	0	0	195,000	195,001	1-	1-

Printed on a Xerox 9700 Laser Printing System at the Computing Services Center / Texas A&M University

Form: URGB01 (02/05/85)

Account	Description	Beginning Balance	Revenues	Net Allocations	Expenditures	Increase (Decrease)	Ending Balance
214140	Athletic Pep Band						
	Expense						
	Operations and Maintenance				30,000		
	Account Total	0	0	30,000	30,000	0	0
214141	Museum Director Search						
	Expense						
	Operations and Maintenance				112,569		
	Account Total	0	0	112,569	112,569	0	0
214142	Student Disability Services						
	Expense						
	Salaries - Non-Faculty				57,834		
	Wages				5,000		
	Benefits				17,760		
	Operations and Maintenance				19,406		
	Account Total	0	0	100,000	100,000	0	0
214143	Cheerleader Activity						
	Revenue						
	Sales and Services		3,500				
	Expense						
	Wages				17,000		
	Benefits				1,501		
	Operations and Maintenance				18,499		
	Account Total	0	3,500	33,500	37,000	0	0
214145	Student Government						
	Expense						
	Salaries - Non-Faculty				31,418		
	Wages				15,360		
	Benefits				18,762		
	Scholarships				600		
	Operations and Maintenance				18,860		
	Account Total	0	0	85,000	85,000	0	0
214146	Recreational Sports						
	Expense						
	Salaries - Non-Faculty				278,004		
	Wages				65,115		
	Benefits				100,648		
	Operations and Maintenance				76,427		
	Account Total	0	0	520,194	520,194	0	0
214147	Buffalo Branding						
	Expense						
	Operations and Maintenance				9,891		
	Account Total	0	0	9,891	9,891	0	0

Printed on a Xerox 9700 Laser Printing System at the Computing Services Center / Texas A&M University

Form: URGB01 (02/05/85)

Account	Description	Beginning Balance	Revenues	Net Allocations	Expenditures	Increase (Decrease)	Ending Balance
214148	WTAMU Bowling Program						
	Expense						
	Operations and Maintenance				40,375		
	Account Total	0	0	40,375	40,375	0	0
214155	Student Engagement and Leadership						
	Expense						
	Salaries - Non-Faculty				201,014		
	Benefits				58,685		
	Account Total	0	0	259,699	259,699	0	0
214156	Peer Ldrs for First Yr Success						
	Expense						
	Operations and Maintenance				52,000		
	Account Total	0	0	52,000	52,000	0	0
214157	Enactus						
	Expense						
	Operations and Maintenance				14,278		
	Account Total	0	0	14,278	14,278	0	0
214159	Ag Quiz Bowl						
	Expense						
	Operations and Maintenance				3,900		
	Account Total	0	0	3,900	3,900	0	0
214161	Guest Artist Series						
	Expense						
	Operations and Maintenance				19,000		
	Account Total	0	0	19,000	19,000	0	0
214175	LEAD WT						
	Expense						
	Salaries - Non-Faculty				41,761		
	Benefits				13,982		
	Account Total	0	0	55,743	55,743	0	0
214176	Tutor Assistance						
	Expense						
	Salaries - Non-Faculty				44,656		
	Wages				94,700		
	Benefits				18,921		
	Operations and Maintenance				19,723		
	Account Total	0	0	178,000	178,000	0	0
214177	Ag Judging Team						
	Expense						
	Operations and Maintenance				33,193		
	Account Total	0	0	33,193	33,193	0	0

Printed on a Xerox 9700 Laser Printing System at the Computing Services Center / Texas A&M University

Form: URGB01 (02/05/85)

Account	Description	Beginning Balance	Revenues	Net Allocations	Expenditures	Increase (Decrease)	Ending Balance
214181	Student Counseling Services						
	Expense						
	Salaries - Non-Faculty				279,477		
	Benefits				94,174		
	Operations and Maintenance				18,349		
	Account Total	0	0	392,000	392,000	0	0
214182	Herdsmen						
	Expense						
	Operations and Maintenance				26,458		
	Account Total	0	0	26,458	26,458	0	0
214189	New Catalog Expense						
	Expense						
	Operations and Maintenance				9,298		
	Account Total	0	0	9,298	9,298	0	0
214190	AC Wages						
	Expense						
	Wages				13,200		
	Benefits				1,166		
	Account Total	0	0	14,366	14,366	0	0
215100	President's Office						
	Expense						
	Wages				20,334		
	Benefits				1,795		
	Operations and Maintenance				20,853		
	Account Total	0	0	42,982	42,982	0	0
215101	Vice President/BF						
	Expense						
	Operations and Maintenance				44,141		
	Account Total	0	0	44,141	44,141	0	0
215103	Chief Information Off						
	Expense						
	Operations and Maintenance				8,708		
	Account Total	0	0	8,708	8,708	0	0
215105	Purchasing						
	Expense						
	Salaries - Non-Faculty				13,100		
	Benefits				6,197		
	Operations and Maintenance				19,718		
	Account Total	0	0	39,014	39,015	1-	1-

Printed on a Xerox 9700 Laser Printing System at the Computing Services Center / Texas A&M University

Form: URGB01 (02/05/85)

Account	Description	Beginning Balance	Revenues	Net Allocations	Expenditures	Increase (Decrease)	Ending Balance
215106	Personnel Services						
	Expense						
	Salaries - Non-Faculty				4,313		
	Wages				15,000		
	Benefits				3,495		
	Operations and Maintenance				105,082		
	Equipment (Capitalized)				23,400		
	Account Total	0	0	151,290	151,290	0	0
215107	Budget/Payroll Rprtg						
	Expense						
	Operations and Maintenance				5,665		
	Account Total	0	0	5,665	5,665	0	0
215109	Communication & Mktg						
	Expense						
	Salaries - Non-Faculty				41,726		
	Wages				9,597		
	Benefits				15,891		
	Operations and Maintenance				49,590		
	Account Total	0	0	116,804	116,804	0	0
215110	Institutional Rsrch						
	Expense						
	Operations and Maintenance				20,829		
	Account Total	0	0	20,829	20,829	0	0
215113	Vice President IA						
	Expense						
	Wages				10,000		
	Benefits				883		
	Operations and Maintenance				22,141		
	Account Total	0	0	33,024	33,024	0	0
215115	Contingency Presidents Division						
	Expense						
	Wages				489		
	Benefits				43		
	Operations and Maintenance				4,180		
	Account Total	0	0	4,712	4,712	0	0
215116	Contingency Business & Finance						
	Expense						
	Wages				32,800		
	Benefits				2,896		
	Operations and Maintenance				12,057		
	Account Total	0	0	47,753	47,753	0	0

Printed on a Xerox 9700 Laser Printing System at the Computing Services Center / Texas A&M University

Form: URGB01 (02/05/85)

Account	Description	Beginning Balance	Revenues	Net Allocations	Expenditures	Increase (Decrease)	Ending Balance
215118	Contingency Institutional Advanceme						
	Expense						
	Wages				3,090		
	Benefits				273		
	Account Total	0	0	3,363	3,363	0	0
215119	Administrative Computer Expense						
	Expense						
	Operations and Maintenance				356,155		
	Account Total	0	0	356,155	356,155	0	0
215120	Alumni Relations						
	Expense						
	Salaries - Non-Faculty				136,250		
	Benefits				38,053		
	Operations and Maintenance				33,900		
	Account Total	0	0	208,203	208,203	0	0
215121	General Publications						
	Expense						
	Operations and Maintenance				20,944		
	Account Total	0	0	20,944	20,944	0	0
215122	Institutional Memberships						
	Expense						
	Operations and Maintenance				46,900		
	Account Total	0	0	46,900	46,900	0	0
215123	Music Copyright Expense						
	Expense						
	Operations and Maintenance				11,300		
	Account Total	0	0	11,300	11,300	0	0
215124	Information Desk						
	Expense						
	Wages				20,043		
	Benefits				1,770		
	Operations and Maintenance				190		
	Account Total	0	0	22,003	22,003	0	0
215125	Development Activities						
	Revenue						
	Other Operating Inc		32,582				
	Expense						
	Salaries - Non-Faculty				28,038		
	Wages				1,200		
	Benefits				4,649		
	Operations and Maintenance				32,284		
	Account Total	0	32,582	33,589	66,171	0	0

Printed on a Xerox 9700 Laser Printing System at the Computing Services Center / Texas A&M University

Account	Description	Beginning Balance	Revenues	Net Allocations	Expenditures	Increase (Decrease)	Ending Balance
215126	G.I.E. Computer Expense						
	Expense						
	Operations and Maintenance				109,980		
	Account Total	0	0	109,980	109,980	0	0
215127	Faculty/Staff Training Expense						
	Expense						
	Operations and Maintenance				7,200		
	Account Total	0	0	7,200	7,200	0	0
215128	Advancement Services						
	Expense						
	Salaries - Non-Faculty				43,293		
	Benefits				10,461		
	Operations and Maintenance				12,000		
	Account Total	0	0	65,754	65,754	0	0
215129	Lean Six Sigma - Initiatives						
	Expense						
	Salaries - Non-Faculty				3,673		
	Wages				2,935		
	Benefits				1,380		
	Operations and Maintenance				2,082		
	Account Total	0	0	10,069	10,070	1-	1-
215130	VPSA						
	Expense						
	Operations and Maintenance				21,119		
	Account Total	0	0	21,119	21,119	0	0
215131	Diversity and Inclusion						
	Expense						
	Operations and Maintenance				33,611		
	Account Total	0	0	33,611	33,611	0	0
215138	Student Evaluation Expense						
	Expense						
	Operations and Maintenance				2,500		
	Account Total	0	0	2,500	2,500	0	0
215139	Central Receiving and Storage						
	Expense						
	Salaries - Non-Faculty				115,392		
	Benefits				53,525		
	Operations and Maintenance				15,315		
	Account Total	0	0	184,232	184,232	0	0

Form: URGB01 (02/05/85)
Printed on a Xerox 9700 Laser Printing System at the Computing Services Center / Texas A&M University

Form: URGB01 (02/05/85)

Account	Description	Beginning Balance	Revenues	Net Allocations	Expenditures	Increase (Decrease)	Ending Balance
215145	President's Travel						
	Expense						
	Operations and Maintenance				17,500		
	Account Total	0	0	17,500	17,500	0	0
215203	Title IX Compliance						
	Expense						
	Salaries - Non-Faculty				64,880		
	Benefits				19,673		
	Operations and Maintenance				18,000		
	Account Total	0	0	102,553	102,553	0	0
215204	Accounting and Finance Office						
	Expense						
	Salaries - Non-Faculty				438,096		
	Benefits				149,602		
	Operations and Maintenance				96,079		
	Account Total	0	0	683,777	683,777	0	0
215205	Compliance						
	Expense						
	Operations and Maintenance				3,193		
	Account Total	0	0	3,193	3,193	0	0
216001	Designated Tuition						
	Revenue						
	Tuition - Designate		30,980,781				
	Exemptions		1,733,877				
	Expense						
	Operations and Maintenance				1,733,877		
	Account Total	0	32,714,658	30,564,000-	1,733,877	416,781	416,781
216004	Student Ctr Complex Fee Rsrv						
	Expense						
	Operations and Maintenance				43,845		
	Account Total	0	0	43,845	43,845	0	0
216005	Designated Tuition Reserve						
	Account Total	0	0	212,559	0	212,559	212,559
216007	Rec Sports Fee Control						
	Revenue						
	Fees		1,318,847				
	Exemptions		232,738				
	Expense						
	Operations and Maintenance				232,738		
	Account Total	0	1,551,585	765,675-	232,738	553,172	553,172

Printed on a Xerox 9700 Laser Printing System at the Computing Services Center / Texas A&M University

Form: URGB01 (02/05/85)

Account	Description	Beginning Balance	Revenues	Net Allocations	Expenditures	Increase (Decrease)	Ending Balance
216011	Late Registration Fee						
	Revenue						
	Fees		53,856				
	Account Total	0	53,856	53,856-	0	0	0
216026	Set Aside For Future Year						
	Account Total	0	0	912,500	0	912,500	912,500
216027	Nursing Differential Tuition						
	Revenue						
	Tuition - Designate		287,016				
	Exemptions		10,410				
	Expense						
	Operations and Maintenance				114,395		
	Account Total	0	297,426	183,031-	114,395	0	0
216031	Business Differential Tuition						
	Revenue						
	Tuition - Designate		1,600,751				
	Exemptions		52,917				
	Expense						
	Operations and Maintenance				554,930		
	Account Total	0	1,653,668	1,098,738-	554,930	0	0
216032	Engineering/CSDifferentialTui						
	Revenue						
	Tuition - Designate		254,367				
	Exemptions		11,986				
	Expense						
	Operations and Maintenance				197,364		
	Account Total	0	266,353	68,989-	197,364	0	0
216034	University ServicesFee-Control						
	Revenue						
	Fees		8,274,708				
	Exemptions		435,511				
	Expense						
	Operations and Maintenance				435,511		
	Account Total	0	8,710,219	11,585,471-	435,511	3,310,763-	3,310,763-
216035	University Services Fee-Reserv						
	Expense						
	Operations and Maintenance				45,033		
	Account Total	0	0	45,033	45,033	0	0
216037	USF-International Education						
	Expense						
	Scholarships				94,795		
	Account Total	0	0	94,795	94,795	0	0

Printed on a Xerox 9700 Laser Printing System at the Computing Services Center / Texas A&M University

Form: URGB01 (02/05/85)

Account	Description	Beginning Balance	Revenues	Net Allocations	Expenditures	Increase (Decrease)	Ending Balance
216038	USF-Library Expendable						
	Expense						
	Salaries - Non-Faculty				1,116		
	Benefits				326		
	Operations and Maintenance				1,551,752		
	Equipment (Capitalized)				52,719		
	Account Total	0	0	1,605,912	1,605,913	1-	1-
216039	USF-Washington DC Intern						
	Expense						
	Scholarships				23,699		
	Account Total	0	0	23,699	23,699	0	0
216040	Graduate Designated Tuition						
	Revenue						
	Tuition - Designate		734,815				
	Exemptions		22,726				
	Expense						
	Scholarships				213,589		
	Operations and Maintenance				22,726		
	Account Total	0	757,541	521,226-	236,315	0	0
216041	E and G Building Insurance						
	Expense						
	Operations and Maintenance				225,809		
	Account Total	0	0	225,809	225,809	0	0
216043	Building Maintenance (Locking)						
	Revenue						
	Sales and Services		15,000				
	Expense						
	Salaries - Non-Faculty				86,166		
	Wages				8,216		
	Benefits				37,797		
	Operations and Maintenance				25,000		
	Account Total	0	15,000	142,179	157,179	0	0
216044	Purchased Utilities						
	Expense						
	Utilities				2,494,218		
	Account Total	0	0	2,494,218	2,494,218	0	0
216045	University Police						
	Expense						
	Salaries - Non-Faculty				280,591		
	Benefits				84,541		
	Operations and Maintenance				5,407		
	Account Total	0	0	370,539	370,539	0	0

Printed on a Xerox 9700 Laser Printing System at the Computing Services Center / Texas A&M University

Form: URGB01 (02/05/85)

Account	Description	Beginning Balance	Revenues	Net Allocations	Expenditures	Increase (Decrease)	Ending Balance
216046	Police Dispatch						
	Expense						
	Salaries - Non-Faculty				97,229		
	Wages				22,250		
	Benefits				47,144		
	Operations and Maintenance				4,608		
	Account Total	0	0	171,231	171,231	0	0
216047	FrAlrmSgnlng/AnnlInspctn/BRG/B						
	Expense						
	Operations and Maintenance				35,000		
	Account Total	0	0	35,000	35,000	0	0
216049	Strategic Relations						
	Expense						
	Operations and Maintenance				22,500		
	Account Total	0	0	22,500	22,500	0	0
216100	REMISSION OF DESIGNATED TUITION						
	Revenue						
	Discounts and Allow		7,977,670-				
	Discounts and Allow		2,745,318-				
	Expense						
	Scholarship Discounts				4,713,437-		
	Account Total	0	10,722,988-	6,009,551	4,713,437-	0	0
216202	Travel - Environmental Safety						
	Expense						
	Wages				6,880		
	Benefits				608		
	Operations and Maintenance				12,961		
	Account Total	0	0	20,449	20,449	0	0
220009	VPAA Faculty Job Searches						
	Expense						
	Operations and Maintenance				25,000		
	Account Total	0	0	25,000	25,000	0	0

Printed on a Xerox 9700 Laser Printing System at the Computing Services Center / Texas A&M University

Form: URGB01 (02/05/85)

Account	Description	Beginning Balance	Revenues	Net Allocations	Expenditures	Increase (Decrease)	Ending Balance
220997	NF-INSTRUCTION						
	Revenue						
	Sales and Services		1,972				
	Expense						
	Salaries - Faculty				7,330		
	Salaries - Non-Faculty				278,550		
	Wages				4,359		
	Benefits				82,351		
	Scholarships				7,536		
	Operations and Maintenance				618,623		
	Equipment (Capitalized)				251,709		
	Account Total	0	1,972	1,235,113	1,250,458	13,373-	13,373-
221009	URA Operating						
	Revenue						
	Sales and Services		4,944				
	Expense						
	Operations and Maintenance				4,944		
	Account Total	0	4,944	0	4,944	0	0
221997	NF-RESEARCH						
	Expense						
	Salaries - Faculty				3,665		
	Salaries - Non-Faculty				14,539		
	Benefits				2,342		
	Operations and Maintenance				56,253		
	Account Total	0	0	76,799	76,799	0	0
221999	DESIGNATED-RESEARCH						
	Revenue						
	Gifts		14,275				
	Sales and Services		405,218				
	Expense						
	Wages				103,132		
	Scholarships				12,262		
	Operations and Maintenance				256,230		
	Equipment (Capitalized)				47,869		
	Account Total	0	419,493	0	419,493	0	0
222011	Office of Economic Innovation						
	Revenue						
	Sales and Services		177,350				
	Expense						
	Salaries - Non-Faculty				125,737		
	Benefits				51,613		
	Account Total	0	177,350	0	177,350	0	0

Printed on a Xerox 9700 Laser Printing System at the Computing Services Center / Texas A&M University

Form: URGB01 (02/05/85)

Account	Description	Beginning Balance	Revenues	Net Allocations	Expenditures	Increase (Decrease)	Ending Balance
222997	NF-PUBLIC SERVICE						
	Expense						
	Salaries - Faculty				3,665		
	Salaries - Non-Faculty				14,539		
	Benefits				2,342		
	Operations and Maintenance				56,253		
	Account Total	0	0	76,799	76,799	0	0
223019	Faculty Ombuds Officer Account						
	Expense						
	Salaries - Faculty				10,000		
	Benefits				1,563		
	Operations and Maintenance				2,445		
	Account Total	0	0	14,008	14,008	0	0
223997	NF-ACADEMIC SUPPORT						
	Revenue						
	Sales and Services		267,380				
	Expense						
	Salaries - Faculty				212,075		
	Salaries - Non-Faculty				670,915		
	Wages				6,931		
	Benefits				197,808		
	Scholarships				7,536		
	Operations and Maintenance				820,298		
	Equipment (Capitalized)				251,709		
	Account Total	0	267,380	1,899,891	2,167,272	1-	1-
224002	Testing Services						
	Revenue						
	Sales and Services		20,275				
	Expense						
	Salaries - Non-Faculty				10,971		
	Benefits				3,898		
	Operations and Maintenance				5,406		
	Account Total	0	20,275	0	20,275	0	0
224004	International Student Evaluation Fe						
	Revenue						
	Fees		40,000				
	Expense						
	Salaries - Non-Faculty				23,781		
	Benefits				7,085		
	Operations and Maintenance				49,109		
	Account Total	0	40,000	39,975	79,975	0	0

Printed on a Xerox 9700 Laser Printing System at the Computing Services Center / Texas A&M University

Account	Description	Beginning Balance	Revenues	Net Allocations	Expenditures	Increase (Decrease)	Ending Balance
224997	AFR-NACUBO Function Allocation						
	Revenue						
	Sales and Services		87,124				
	Expense						
	Salaries - Faculty				18,325		
	Salaries - Non-Faculty				400,752		
	Wages				155,137		
	Benefits				141,562		
	Operations and Maintenance				675,295		
	Equipment (Capitalized)				343,095		
	Account Total	0	87,124	1,633,670	1,734,166	13,372-	13,372-
225005	VPFA Miscellaneous Expense						
	Expense						
	Operations and Maintenance				4,800		
	Account Total	0	0	4,800	4,800	0	0
225006	Provost/VPAA Miscellaneous Exp						
	Expense						
	Operations and Maintenance				5,000		
	Account Total	0	0	5,000	5,000	0	0
225009	President's Miscellaneous						
	Expense						
	Operations and Maintenance				8,375		
	Account Total	0	0	8,375	8,375	0	0
225016	Unallocated Interest Income						
	Revenue						
	Investment Income		653,859				
	Account Total	0	653,859	666,067-	0	12,208-	12,208-
225017	Salary Market Adjustments						
	Account Total	0	0	410,926	0	410,926	410,926
225028	Searches and Recr						
	Expense						
	Operations and Maintenance				1,000		
	Account Total	0	0	1,000	1,000	0	0
225034	Pres Salary Supp						
	Expense						
	Salaries - Non-Faculty				277,990		
	Benefits				51,524		
	Account Total	0	0	329,514	329,514	0	0
225037	TAMUS Assessments						
	Account Total	0	0	1,049,063	0	1,049,063	1,049,063

Form: URGB01 (02/05/85)
Printed on a Xerox 9700 Laser Printing System at the Computing Services Center / Texas A&M University

Form: URGB01 (02/05/85)

Account	Description	Beginning Balance	Revenues	Net Allocations	Expenditures	Increase (Decrease)	Ending Balance
225042	Annual Fund Operations						
	Expense						
	Salaries - Non-Faculty				10,265		
	Benefits				3,364		
	Operations and Maintenance				44,214		
	Account Total	0	0	57,843	57,843	0	0
225043	Pres Official Functions						
	Expense						
	Operations and Maintenance				28,000		
	Account Total	0	0	28,000	28,000	0	0
225048	Dir of Regional Giving Travel						
	Expense						
	Operations and Maintenance				10,000		
	Account Total	0	0	10,000	10,000	0	0
225052	Indirect Cost						
	Revenue						
	Investment Income		137,980				
	Expense						
	Salaries - Non-Faculty				49,106		
	Benefits				15,193		
	Account Total	0	137,980	73,681-	64,299	0	0
225066	GIP Supplement						
	Expense						
	Operations and Maintenance				40,000		
	Account Total	0	0	40,000	40,000	0	0
225160	USF-IT Service Support						
	Account Total	0	0	27,412	0	27,412	27,412
225997	NF-INSTITUTIONAL SUPPORT						
	Revenue						
	Sales and Services		523,100				
	Expense						
	Salaries - Faculty				21,990		
	Salaries - Non-Faculty				601,723		
	Wages				26,831		
	Benefits				167,148		
	Operations and Maintenance				489,259		
	Equipment (Capitalized)				172,973		
	Account Total	0	523,100	983,581	1,479,924	26,757	26,757
226001	Other Local Utilities						
	Expense						
	Utilities				16,679		
	Account Total	0	0	16,679	16,679	0	0

Printed on a Xerox 9700 Laser Printing System at the Computing Services Center / Texas A&M University

Form: URGB01 (02/05/85)

Account	Description	Beginning Balance	Revenues	Net Allocations	Expenditures	Increase (Decrease)	Ending Balance
226010	Old SUB Rentals						
	Revenue						
	Sales and Services		25,618				
	Expense						
	Utilities				57,960		
	Operations and Maintenance				4,552		
	Account Total	0	25,618	36,894	62,512	0	0
226026	President's Residence Miscellaneous						
	Expense						
	Operations and Maintenance				4,143		
	Account Total	0	0	4,143	4,143	0	0
226028	Indirect Cost - SUB						
	Expense						
	Operations and Maintenance				32,878		
	Account Total	0	0	32,878	32,878	0	0
226997	NF-OPERATIONS AND MAINTENANCE						
	Expense						
	Operations and Maintenance				337,518		
	Account Total	0	0	337,518	337,518	0	0
237002	Football Scholarships						
	Expense						
	Scholarships				533,600		
	Account Total	0	0	533,600	533,600	0	0
237003	Men's Basketball Scholarships						
	Expense						
	Scholarships				148,500		
	Account Total	0	0	148,500	148,500	0	0
237004	Women's Basketball Sch						
	Expense						
	Scholarships				148,500		
	Account Total	0	0	148,500	148,500	0	0
237005	Softball Scholarships						
	Expense						
	Scholarships				113,360		
	Account Total	0	0	113,360	113,360	0	0
237006	Women's Volleyball Sch						
	Expense						
	Scholarships				120,800		
	Account Total	0	0	120,800	120,800	0	0

Printed on a Xerox 9700 Laser Printing System at the Computing Services Center / Texas A&M University

Form: URGB01 (02/05/85)

Account	Description	Beginning Balance	Revenues	Net Allocations	Expenditures	Increase (Decrease)	Ending Balance
237007	Baseball Scholarships						
	Expense						
	Scholarships				137,140		
	Account Total	0	0	137,140	137,140	0	0
237008	Men's CC/Track Scholarships						
	Expense						
	Scholarships				189,360		
	Account Total	0	0	189,360	189,360	0	0
237009	Women's Soccer Scholarships						
	Expense						
	Scholarships				144,640		
	Account Total	0	0	144,640	144,640	0	0
237010	Equestrian Scholarships						
	Expense						
	Scholarships				43,000		
	Account Total	0	0	43,000	43,000	0	0
237011	Women's CC/Track Scholarships						
	Expense						
	Scholarships				189,360		
	Account Total	0	0	189,360	189,360	0	0
237012	Men's Golf Scholarships						
	Expense						
	Scholarships				54,960		
	Account Total	0	0	54,960	54,960	0	0
237013	Women's Golf Scholarships						
	Expense						
	Scholarships				78,720		
	Account Total	0	0	78,720	78,720	0	0
237014	Men's Soccer Scholarships						
	Expense						
	Scholarships				122,400		
	Account Total	0	0	122,400	122,400	0	0
237015	Athletic Summer Scholarships						
	Expense						
	Scholarships				100,000		
	Account Total	0	0	100,000	100,000	0	0
237016	Cheerleader Activity						
	Expense						
	Scholarships				12,000		
	Account Total	0	0	12,000	12,000	0	0

Printed on a Xerox 9700 Laser Printing System at the Computing Services Center / Texas A&M University

Form: URGB01 (02/05/85)

Account	Description	Beginning Balance	Revenues	Net Allocations	Expenditures	Increase (Decrease)	Ending Balance
237017	Training Room Scholarship						
	Expense						
	Scholarships				15,000		
	Account Total	0	0	15,000	15,000	0	0

Printed on a Xerox 9700 Laser Printing System at the Computing Services Center / Texas A&M University

Form: URGB01 (02/05/85)

Account	Description	Beginning Balance	Revenues	Net Allocations	Expenditures	Increase (Decrease)	Ending Balance
Designated Funds - Board Approved							
	Revenue						
	Tuition - Designate		33,857,730				
	Discounts and Allow		7,977,670-				
	Fees		11,029,481				
	Discounts and Allow		2,745,318-				
	Exemptions		2,500,165				
	Contracts and Grant		61,922				
	Gifts		420,298				
	Sales and Services		6,646,818				
	Investment Income		791,839				
	Other Operating Inc		32,582				
	Expense						
	Salaries - Faculty				4,297,770		
	Salaries - Non-Faculty				8,058,927		
	Wages				2,277,694		
	Benefits				3,587,263		
	Utilities				3,212,867		
	Scholarships				7,908,881		
	Scholarship Discounts				4,713,437-		
	Operations and Maintenance				25,042,263		
	Equipment (Capitalized)				1,646,180		
	Grand Total	0	44,617,847	10,588,913	51,318,408	3,888,352	3,888,352

Printed on a Xerox 9700 Laser Printing System at the Computing Services Center / Texas A&M University

Form: URGB01 (02/05/85)

Account	Description	Beginning Balance	Revenues	Net Allocations	Expenditures	Increase (Decrease)	Ending Balance
270001	Goldcard Mnt & Capital Accrual						
	Revenue						
	Sales and Services		132,731				
	Expense						
	Operations and Maintenance				132,731		
	Account Total	0	132,731	0	132,731	0	0
270002	Print Shop						
	Revenue						
	Sales and Services		289,205				
	Expense						
	Salaries - Non-Faculty				40,820		
	Benefits				13,910		
	Operations and Maintenance				234,475		
	Account Total	0	289,205	0	289,205	0	0
270003	Central Supply						
	Revenue						
	Sales and Services		125,494				
	Expense						
	Operations and Maintenance				125,494		
	Account Total	0	125,494	0	125,494	0	0
270004	Telecom Services						
	Revenue						
	Sales and Services		477,363				
	Expense						
	Salaries - Non-Faculty				182,775		
	Benefits				59,921		
	Operations and Maintenance				164,383		
	Equipment (Capitalized)				70,285		
	Account Total	0	477,363	0	477,364	1-	1-
270007	Postage						
	Revenue						
	Sales and Services		200,000				
	Expense						
	Operations and Maintenance				200,000		
	Account Total	0	200,000	0	200,000	0	0
270009	Media Supply						
	Revenue						
	Sales and Services		16,000				
	Expense						
	Operations and Maintenance				16,000		
	Account Total	0	16,000	0	16,000	0	0

Printed on a Xerox 9700 Laser Printing System at the Computing Services Center / Texas A&M University

Form: URGB01 (02/05/85)

Account	Description	Beginning Balance	Revenues	Net Allocations	Expenditures	Increase (Decrease)	Ending Balance
270011	Local UCI Expense						
	Revenue						
	Sales and Services		20,000				
	Expense						
	Operations and Maintenance				20,000		
	Account Total	0	20,000	0	20,000	0	0
270014	Network Services						
	Revenue						
	Sales and Services		364,399				
	Expense						
	Salaries - Non-Faculty				158,608		
	Benefits				48,849		
	Operations and Maintenance				156,942		
	Account Total	0	364,399	0	364,399	0	0
270018	Tele Long Distance Svc						
	Revenue						
	Sales and Services		129,900				
	Expense						
	Operations and Maintenance				115,500		
	Equipment (Capitalized)				14,400		
	Account Total	0	129,900	0	129,900	0	0
270057	Lump Sum Termination Reserve						
	Revenue						
	Sales and Services		240,000				
	Expense						
	Salaries - Non-Faculty				240,000		
	Account Total	0	240,000	0	240,000	0	0

Printed on a Xerox 9700 Laser Printing System at the Computing Services Center / Texas A&M University

Form: URGB01 (02/05/85)

Account	Description	Beginning Balance	Revenues	Net Allocations	Expenditures	Increase (Decrease)	Ending Balance
Designated Service Departments - Board Approved							
	Revenue						
	Sales and Services		1,995,092				
	Expense						
	Salaries - Non-Faculty				622,203		
	Benefits				122,680		
	Operations and Maintenance				1,165,525		
	Equipment (Capitalized)				84,685		
	Grand Total	0	1,995,092	0	1,995,093	1-	1-

Printed on a Xerox 9700 Laser Printing System at the Computing Services Center / Texas A&M University

Form: URGB01 (02/05/85)

Account	Description	Beginning Balance	Revenues	Net Allocations	Expenditures	Increase (Decrease)	Ending Balance

****
* *
* BLANK PAGE *
* *
****

Printed on a Xerox 9700 Laser Printing System at the Computing Services Center / Texas A&M University

Form: URGB01 (02/05/85)

Account	Description	Beginning Balance	Revenues	Net Allocations	Expenditures	Increase (Decrease)	Ending Balance
300001	Football						
	Revenue						
	Sales and Services		105,000				
	Expense						
	Salaries - Non-Faculty				426,661		
	Wages				5,000		
	Benefits				126,847		
	Operations and Maintenance				354,061		
	Account Total	0	105,000	807,569	912,569	0	0
300003	Men's Basketball						
	Revenue						
	Sales and Services		41,500				
	Expense						
	Salaries - Non-Faculty				217,799		
	Wages				2,000		
	Benefits				63,664		
	Operations and Maintenance				152,000		
	Account Total	0	41,500	393,963	435,463	0	0
300007	Men's Soccer						
	Revenue						
	Sales and Services		11,000				
	Expense						
	Salaries - Non-Faculty				109,060		
	Benefits				29,058		
	Operations and Maintenance				59,000		
	Account Total	0	11,000	186,118	197,118	0	0
300011	Women's Basketball						
	Revenue						
	Sales and Services		46,500				
	Expense						
	Salaries - Non-Faculty				183,619		
	Wages				2,000		
	Benefits				50,928		
	Operations and Maintenance				141,896		
	Account Total	0	46,500	331,943	378,443	0	0
300013	Athletic Administration						
	Expense						
	Salaries - Non-Faculty				364,702		
	Wages				20,000		
	Benefits				113,370		
	Operations and Maintenance				105,212		
	Account Total	0	0	603,284	603,284	0	0

Printed on a Xerox 9700 Laser Printing System at the Computing Services Center / Texas A&M University

Form: URGB01 (02/05/85)

Account	Description	Beginning Balance	Revenues	Net Allocations	Expenditures	Increase (Decrease)	Ending Balance
300014	Media Relations						
	Expense						
	Salaries - Non-Faculty				120,966		
	Wages				5,000		
	Benefits				31,603		
	Operations and Maintenance				28,000		
	Account Total	0	0	185,569	185,569	0	0
300015	Baseball						
	Revenue						
	Sales and Services		30,244				
	Expense						
	Salaries - Non-Faculty				146,414		
	Benefits				45,118		
	Operations and Maintenance				114,000		
	Account Total	0	30,244	275,288	305,532	0	0
300016	Athletic Training Room						
	Expense						
	Salaries - Non-Faculty				132,848		
	Benefits				42,200		
	Operations and Maintenance				48,162		
	Equipment (Capitalized)				5,000		
	Account Total	0	0	228,210	228,210	0	0
300018	Women's Softball						
	Revenue						
	Sales and Services		31,000				
	Expense						
	Salaries - Non-Faculty				176,000		
	Benefits				45,475		
	Operations and Maintenance				91,403		
	Equipment (Capitalized)				7,500		
	Account Total	0	31,000	289,378	320,378	0	0
300020	Women's Equestrian Team						
	Expense						
	Salaries - Non-Faculty				12,500		
	Benefits				1,104		
	Operations and Maintenance				43,906		
	Account Total	0	0	57,510	57,510	0	0

Printed on a Xerox 9700 Laser Printing System at the Computing Services Center / Texas A&M University

Form: URGB01 (02/05/85)

Account	Description	Beginning Balance	Revenues	Net Allocations	Expenditures	Increase (Decrease)	Ending Balance
300021	Men's Golf						
	Revenue						
	Sales and Services		3,250				
	Expense						
	Salaries - Non-Faculty				46,241		
	Benefits				17,044		
	Operations and Maintenance				43,508		
	Account Total	0	3,250	103,543	106,793	0	0
300022	Women's Volleyball						
	Revenue						
	Sales and Services		34,000				
	Expense						
	Salaries - Non-Faculty				139,099		
	Benefits				40,469		
	Operations and Maintenance				100,000		
	Account Total	0	34,000	245,568	279,568	0	0
300027	Women's Soccer						
	Revenue						
	Sales and Services		11,000				
	Expense						
	Salaries - Non-Faculty				89,084		
	Benefits				38,439		
	Operations and Maintenance				59,000		
	Account Total	0	11,000	175,523	186,523	0	0
300032	Women's Golf						
	Revenue						
	Sales and Services		3,250				
	Expense						
	Salaries - Non-Faculty				56,419		
	Benefits				21,088		
	Operations and Maintenance				52,730		
	Account Total	0	3,250	126,987	130,237	0	0
300033	IA Ticket Office						
	Expense						
	Salaries - Non-Faculty				24,145		
	Wages				5,000		
	Benefits				11,365		
	Operations and Maintenance				13,759		
	Account Total	0	0	54,270	54,269	1	1

Printed on a Xerox 9700 Laser Printing System at the Computing Services Center / Texas A&M University

Form: URGB01 (02/05/85)

Account	Description	Beginning Balance	Revenues	Net Allocations	Expenditures	Increase (Decrease)	Ending Balance
300034	Strength and Conditioning						
	Expense						
	Salaries - Non-Faculty				124,207		
	Benefits				33,327		
	Operations and Maintenance				23,035		
	Equipment (Capitalized)				46,531		
	Account Total	0	0	227,100	227,100	0	0
300035	Athletic Medical Expense						
	Expense						
	Operations and Maintenance				237,109		
	Account Total	0	0	237,109	237,109	0	0
300040	Academic Success						
	Expense						
	Operations and Maintenance				13,000		
	Account Total	0	0	13,000	13,000	0	0
300041	Men's Track&Field/Cross Countr						
	Revenue						
	Sales and Services		2,500				
	Expense						
	Salaries - Non-Faculty				79,413		
	Wages				23,500		
	Benefits				28,064		
	Operations and Maintenance				83,159		
	Account Total	0	2,500	211,636	214,136	0	0
300044	Women's Track&Field/CrossCount						
	Revenue						
	Sales and Services		2,500				
	Expense						
	Salaries - Non-Faculty				96,813		
	Benefits				27,313		
	Operations and Maintenance				76,201		
	Account Total	0	2,500	197,827	200,327	0	0
304047	Concessions						
	Revenue						
	Sales and Services		77,000				
	Expense						
	Wages				22,000		
	Benefits				1,943		
	Operations and Maintenance				53,057		
	Account Total	0	77,000	0	77,000	0	0

Printed on a Xerox 9700 Laser Printing System at the Computing Services Center / Texas A&M University

Form: URGB01 (02/05/85)

Account	Description	Beginning Balance	Revenues	Net Allocations	Expenditures	Increase (Decrease)	Ending Balance
304081	Kid's Kollege						
	Revenue						
	Sales and Services		144,500				
	Expense						
	Salaries - Non-Faculty				103,807		
	Wages				98,321		
	Benefits				42,336		
	Operations and Maintenance				38,036		
	Account Total	0	144,500	138,000	282,500	0	0
305009	Residential Living						
	Expense						
	Salaries - Non-Faculty				285,041		
	Benefits				101,470		
	Operations and Maintenance				76,980		
	Account Total	0	0	0	463,491	463,491-	463,491-
305013	Post Office						
	Revenue						
	Sales and Services		86,763				
	Expense						
	Salaries - Non-Faculty				55,624		
	Wages				4,063		
	Benefits				29,720		
	Operations and Maintenance				8,804		
	Account Total	0	86,763	11,448	98,211	0	0
305014	Bookstore - Resale						
	Revenue						
	Sales and Services		2,800,000				
	Expense						
	Operations and Maintenance				2,082,327		
	Account Total	0	2,800,000	0	2,082,327	717,673	717,673
305015	Bookstore - Operations DNU						
	Expense						
	Salaries - Non-Faculty				318,603		
	Wages				84,769		
	Benefits				137,038		
	Utilities				37,260		
	Operations and Maintenance				107,003		
	Equipment (Capitalized)				3,000		
	Account Total	0	0	0	687,673	687,673-	687,673-

Printed on a Xerox 9700 Laser Printing System at the Computing Services Center / Texas A&M University

Form: URGB01 (02/05/85)

Account	Description	Beginning Balance	Revenues	Net Allocations	Expenditures	Increase (Decrease)	Ending Balance
305020	Compensation - Meals						
	Expense						
	Wages				35,975		
	Benefits				3,177		
	Scholarships				527,428		
	Account Total	0	0	0	566,580	566,580-	566,580-
305705	Miscellaneous Income						
	Revenue						
	Discounts and Allow		2,701,964-				
	Discounts and Allow		3,695,538-				
	Expense						
	Scholarship Discounts				4,130,755-		
	Account Total	0	6,397,502-	2,266,747	4,130,755-	0	0
305901	Residential Living Common Exp						
	Expense						
	Utilities				848,700		
	Operations and Maintenance				245,300		
	Account Total	0	0	57,000-	1,094,000	1,151,000-	1,151,000-
306011	Food Service						
	Revenue						
	Sales and Services		5,181,930				
	Expense						
	Utilities				91,080		
	Operations and Maintenance				3,710,428		
	Equipment (Capitalized)				25,000		
	Account Total	0	5,181,930	1,250,000-	3,826,508	105,422	105,422
306012	Food Svc - Purchased GA Svc						
	Expense						
	Salaries - Non-Faculty				56,841		
	Benefits				15,495		
	Account Total	0	0	0	72,336	72,336-	72,336-
306013	Food Svc - Purchased PP Svc						
	Expense						
	Operations and Maintenance				48,689		
	Account Total	0	0	0	48,689	48,689-	48,689-
306029	RL Programming						
	Expense						
	Operations and Maintenance				30,000		
	Account Total	0	0	0	30,000	30,000-	30,000-

Printed on a Xerox 9700 Laser Printing System at the Computing Services Center / Texas A&M University

Form: URGB01 (02/05/85)

Account	Description	Beginning Balance	Revenues	Net Allocations	Expenditures	Increase (Decrease)	Ending Balance
306033	JBK Student Center						
	Revenue						
	Sales and Services		20,856				
	Expense						
	Salaries - Non-Faculty				183,011		
	Wages				47,000		
	Benefits				62,254		
	Utilities				248,238		
	Operations and Maintenance				278,963		
	Account Total	0	20,856	830,144	819,466	31,534	31,534
306036	JBK Student Center Food Svc						
	Expense						
	Utilities				33,120		
	Operations and Maintenance				34,122		
	Account Total	0	0	0	67,242	67,242-	67,242-
306037	JBK Food Service Purchased Svc						
	Expense						
	Operations and Maintenance				31,534		
	Account Total	0	0	0	31,534	31,534-	31,534-
314021	Parent's Day						
	Expense						
	Operations and Maintenance				7,000		
	Account Total	0	0	7,000	7,000	0	0
314024	Medical Services						
	Revenue						
	Fees		787,539				
	Exemptions		138,978				
	Sales and Services		96,000				
	Expense						
	Salaries - Non-Faculty				491,759		
	Wages				32,000		
	Benefits				151,313		
	Operations and Maintenance				347,445		
	Account Total	0	1,022,517	0	1,022,517	0	0
314027	Student Svc Fee Contingency						
	Expense						
	Operations and Maintenance				56,473		
	Account Total	0	0	56,473	56,473	0	0

Printed on a Xerox 9700 Laser Printing System at the Computing Services Center / Texas A&M University

Form: URGB01 (02/05/85)

Account	Description	Beginning Balance	Revenues	Net Allocations	Expenditures	Increase (Decrease)	Ending Balance
314900	Purchased GA Services						
	Expense						
	Salaries - Non-Faculty				100,019		
	Wages				7,800		
	Benefits				44,961		
	Account Total	0	0	152,780	152,780	0	0
314999	AUX CONTINGENCY						
	Revenue						
	Gifts		368,973				
	Sales and Services		313,920-				
	Expense						
	Wages				898		
	Scholarships				3,845		
	Operations and Maintenance				50,310		
	Account Total	0	55,053	0	55,053	0	0
315002	Cousins Hall						
	Revenue						
	Sales and Services		547,983				
	Expense						
	Wages				9,048		
	Benefits				799		
	Operations and Maintenance				21,242		
	Account Total	0	547,983	0	31,089	516,894	516,894
315003	Guenther Hall						
	Revenue						
	Sales and Services		537,961				
	Expense						
	Wages				9,048		
	Benefits				799		
	Operations and Maintenance				22,660		
	Account Total	0	537,961	0	32,507	505,454	505,454
315006	Stafford Hall						
	Revenue						
	Sales and Services		532,257				
	Expense						
	Wages				9,048		
	Benefits				799		
	Operations and Maintenance				22,358		
	Account Total	0	532,257	0	32,205	500,052	500,052

Printed on a Xerox 9700 Laser Printing System at the Computing Services Center / Texas A&M University

Form: URGB01 (02/05/85)

Account	Description	Beginning Balance	Revenues	Net Allocations	Expenditures	Increase (Decrease)	Ending Balance
315008	Conner Hall						
	Revenue						
	Sales and Services		171,643				
	Expense						
	Wages				9,048		
	Benefits				799		
	Operations and Maintenance				10,549		
	Account Total	0	171,643	0	20,396	151,247	151,247
315009	Jarrett Hall						
	Revenue						
	Sales and Services		1,179,380				
	Expense						
	Salaries - Non-Faculty				30,500		
	Benefits				12,162		
	Operations and Maintenance				26,580		
	Account Total	0	1,179,380	0	69,242	1,110,138	1,110,138
315010	Shirley Hall						
	Revenue						
	Sales and Services		590,512				
	Expense						
	Wages				9,048		
	Benefits				799		
	Operations and Maintenance				24,778		
	Account Total	0	590,512	0	34,625	555,887	555,887
315011	Cross Hall						
	Revenue						
	Sales and Services		676,213				
	Expense						
	Wages				9,048		
	Benefits				799		
	Operations and Maintenance				33,156		
	Account Total	0	676,213	0	43,003	633,210	633,210
315012	Jones Hall						
	Revenue						
	Sales and Services		895,628				
	Expense						
	Wages				9,048		
	Benefits				799		
	Operations and Maintenance				37,331		
	Account Total	0	895,628	0	47,178	848,450	848,450
315015	Summer Camp Revenue						
	Revenue						
	Sales and Services		160,000				
	Account Total	0	160,000	0	0	160,000	160,000

Printed on a Xerox 9700 Laser Printing System at the Computing Services Center / Texas A&M University

Form: URGB01 (02/05/85)

Account	Description	Beginning Balance	Revenues	Net Allocations	Expenditures	Increase (Decrease)	Ending Balance
315026	RHA Programming						
	Expense						
	Operations and Maintenance				20,000		
	Account Total	0	0	0	20,000	20,000-	20,000-
315027	RHA Network Support						
	Expense						
	Salaries - Non-Faculty				45,527		
	Wages				7,280		
	Benefits				15,234		
	Operations and Maintenance				90,151		
	Account Total	0	0	0	158,192	158,192-	158,192-
315118	Buff Hall						
	Revenue						
	Sales and Services		986,680				
	Expense						
	Wages				9,048		
	Benefits				799		
	Operations and Maintenance				31,858		
	Account Total	0	986,680	0	41,705	944,975	944,975
315125	Intercollegt Ath Fee - Control						
	Revenue						
	Fees		5,983,492				
	Exemptions		664,832				
	Expense						
	Operations and Maintenance				664,832		
	Account Total	0	6,648,324	3,334,890-	664,832	2,648,602	2,648,602
315133	Athletics Corporate Sponsorshi						
	Revenue						
	Sales and Services		375,000				
	Expense						
	Wages				25,000		
	Benefits				2,208		
	Operations and Maintenance				207,792		
	Account Total	0	375,000	140,000-	235,000	0	0
315145	Food Service Reserve						
	Expense						
	Operations and Maintenance				137,155		
	Account Total	0	0	0	137,155	137,155-	137,155-
315150	TAMU Debt Service - Athletics						
	Expense						
	Operations and Maintenance				761,153		
	Account Total	0	0	761,153	761,153	0	0

Printed on a Xerox 9700 Laser Printing System at the Computing Services Center / Texas A&M University

Form: URGB01 (02/05/85)

Account	Description	Beginning Balance	Revenues	Net Allocations	Expenditures	Increase (Decrease)	Ending Balance
315164	RL All Inclusive Laundry						
	Expense						
	Operations and Maintenance				78,705		
	Account Total	0	0	0	78,705	78,705-	78,705-
315165	Purchased GA Svcs - RL						
	Expense						
	Salaries - Non-Faculty				88,195		
	Wages				7,800		
	Benefits				40,475		
	Account Total	0	0	0	136,470	136,470-	136,470-
315166	PP Services - RL						
	Expense						
	Operations and Maintenance				1,162,795		
	Account Total	0	0	0	1,162,795	1,162,795-	1,162,795-
315172	Athletic Bonus Reserve						
	Revenue						
	Sales and Services		21,500				
	Expense						
	Operations and Maintenance				70,000		
	Account Total	0	21,500	48,500	70,000	0	0
315173	Athletic Event Operations						
	Expense						
	Salaries - Non-Faculty				38,328		
	Wages				5,000		
	Benefits				10,518		
	Operations and Maintenance				57,934		
	Equipment (Capitalized)				15,000		
	Account Total	0	0	126,780	126,780	0	0
315184	Laundry Revenue - RL						
	Expense						
	Operations and Maintenance				11,000		
	Account Total	0	0	11,000	11,000	0	0
315185	Hall Dues Transfer						
	Expense						
	Operations and Maintenance				46,000		
	Account Total	0	0	46,000	46,000	0	0

Printed on a Xerox 9700 Laser Printing System at the Computing Services Center / Texas A&M University

Form: URGB01 (02/05/85)

Account	Description	Beginning Balance	Revenues	Net Allocations	Expenditures	Increase (Decrease)	Ending Balance
315190	Centennial Hall						
	Revenue						
	Sales and Services		1,673,743				
	Expense						
	Salaries - Non-Faculty				36,292		
	Benefits				12,793		
	Operations and Maintenance				34,011		
	Account Total	0	1,673,743	0	83,096	1,590,647	1,590,647
315195	Founders Hall						
	Revenue						
	Sales and Services		1,842,837				
	Expense						
	Salaries - Non-Faculty				29,881		
	Benefits				12,128		
	Operations and Maintenance				33,972		
	Account Total	0	1,842,837	0	75,981	1,766,856	1,766,856
315206	Technology Store - Resale						
	Revenue						
	Sales and Services		470,000				
	Expense						
	Operations and Maintenance				432,288		
	Account Total	0	470,000	0	432,288	37,712	37,712
315207	Technology Store - Operational						
	Expense						
	Salaries - Non-Faculty				26,100		
	Benefits				11,612		
	Account Total	0	0	0	37,712	37,712-	37,712-
315212	Athletic Compliance						
	Expense						
	Salaries - Non-Faculty				105,292		
	Benefits				30,883		
	Operations and Maintenance				13,470		
	Account Total	0	0	149,645	149,645	0	0
315213	Ticket Sales						
	Revenue						
	Sales and Services		20,500				
	Expense						
	Salaries - Non-Faculty				20,639		
	Benefits				9,451		
	Account Total	0	20,500	9,590	30,090	0	0

Printed on a Xerox 9700 Laser Printing System at the Computing Services Center / Texas A&M University

Form: URGB01 (02/05/85)

Account	Description	Beginning Balance	Revenues	Net Allocations	Expenditures	Increase (Decrease)	Ending Balance
324001	Student Service Fee Control						
	Revenue						
	Fees		3,715,047				
	Exemptions		37,526				
	Expense						
	Operations and Maintenance				37,526		
	Account Total	0	3,752,573	282,411-	37,526	3,432,636	3,432,636
324002	SCC Fee - Control						
	Revenue						
	Fees		1,416,359				
	Exemptions		157,373				
	Expense						
	Operations and Maintenance				157,373		
	Account Total	0	1,573,732	830,144-	157,373	586,215	586,215
338502	StrengthxQuest						
	Expense						
	Operations and Maintenance				16,500		
	Account Total	0	0	16,500	16,500	0	0
338506	Welcome Week						
	Expense						
	Operations and Maintenance				6,964		
	Account Total	0	0	6,964	6,964	0	0
342016	RL-FURNITURE & FIXTURE REPLACE						
	Expense						
	Operations and Maintenance				23,603		
	Account Total	0	0	0	23,603	23,603-	23,603-
342017	FOOD SERVICE DEFERRED MAINT						
	Expense						
	Operations and Maintenance				250,000		
	Account Total	0	0	250,000	250,000	0	0
342018	BOOKSTORE DEFERRED MAINTENANCE						
	Expense						
	Operations and Maintenance				30,000		
	Account Total	0	0	0	30,000	30,000-	30,000-
342020	FOOTBALL STADIUM						
	Expense						
	Operations and Maintenance				662,347		
	Account Total	0	0	662,347	662,347	0	0

Printed on a Xerox 9700 Laser Printing System at the Computing Services Center / Texas A&M University

Form: URGB01 (02/05/85)

Account	Description	Beginning Balance	Revenues	Net Allocations	Expenditures	Increase (Decrease)	Ending Balance
342021	ARAMARK Commissions						
	Revenue						
	Sales and Services		220,000				
	Account Total	0	220,000	0	0	220,000	220,000
342023	Athletic Leadership						
	Expense						
	Operations and Maintenance				3,000		
	Account Total	0	0	3,000	3,000	0	0

Printed on a Xerox 9700 Laser Printing System at the Computing Services Center / Texas A&M University

Form: URGB01 (02/05/85)

Account	Description	Beginning Balance	Revenues	Net Allocations	Expenditures	Increase (Decrease)	Ending Balance
Auxiliary Enterprises - Board Approved							
	Revenue						
	Fees		11,902,437				
	Discounts and Allow		2,701,964-				
	Exemptions		998,709				
	Gifts		368,973				
	Sales and Services		19,316,710				
	Discounts and Allow		3,695,538-				
	Expense						
	Salaries - Non-Faculty				4,561,449		
	Wages				512,790		
	Benefits				1,520,039		
	Utilities				1,258,398		
	Scholarships				531,273		
	Scholarship Discounts				4,130,755-		
	Operations and Maintenance				14,284,695		
	Equipment (Capitalized)				102,031		
	Grand Total	0	26,189,327	4,611,021	18,639,920	12,160,428	12,160,428

Printed on a Xerox 9700 Laser Printing System at the Computing Services Center / Texas A&M University

Form: URGB01 (02/05/85)

Account	Description	Beginning Balance	Revenues	Net Allocations	Expenditures	Increase (Decrease)	Ending Balance

****
* *
* BLANK PAGE *
* *
****

Printed on a Xerox 9700 Laser Printing System at the Computing Services Center / Texas A&M University

Form: URGB01 (02/05/85)

Account	Description	Beginning Balance	Revenues	Net Allocations	Expenditures	Increase (Decrease)	Ending Balance
401164	Ogallala 010-Almas - Team AEI						
	Revenue						
	Contracts and Grant		17,203				
	Expense						
	Salaries - Faculty				6,106		
	Benefits				1,497		
	Operations and Maintenance				9,600		
	Account Total	0	17,203	0	17,203	0	0
401179	URA-NULCEAR TECHNOLOGY R&D						
	Revenue						
	Contracts and Grant		440,055				
	Expense						
	Salaries - Non-Faculty				100,660		
	Benefits				20,426		
	Scholarships				250,000		
	Operations and Maintenance				68,968		
	Account Total	0	440,055	0	440,054	1	1
401999	RESTRICTED-RESEARCH						
	Revenue						
	Contracts and Grant		1,131,120				
	Expense						
	Wages				453,745		
	Scholarships				139,398		
	Operations and Maintenance				477,161		
	Equipment (Capitalized)				60,816		
	Account Total	0	1,131,120	0	1,131,120	0	0
402999	RESTRICTED-PUBLIC SUPPORT						
	Revenue						
	Contracts and Grant		235,501				
	Gifts		45,711				
	Expense						
	Wages				44,140		
	Scholarships				17,700		
	Operations and Maintenance				219,372		
	Account Total	0	281,212	0	281,212	0	0
403999	RESTRICTED-ACADEMIC SUPPORT						
	Revenue						
	Contracts and Grant		385,077				
	Gifts		55,690				
	Expense						
	Wages				103,792		
	Scholarships				218,941		
	Operations and Maintenance				117,885		
	Equipment (Capitalized)				149		
	Account Total	0	440,767	0	440,767	0	0

Printed on a Xerox 9700 Laser Printing System at the Computing Services Center / Texas A&M University

Form: URGB01 (02/05/85)

Account	Description	Beginning Balance	Revenues	Net Allocations	Expenditures	Increase (Decrease)	Ending Balance
410999	RESTRICTED-INSTRUCTION						
	Revenue						
	Contracts and Grant		296,055				
	Expense						
	Wages				288,354		
	Scholarships				350		
	Operations and Maintenance				7,351		
	Account Total	0	296,055	0	296,055	0	0
412034	PANHANDLE AHEC FY18-STATE						
	Revenue						
	Contracts and Grant		313,055				
	Expense						
	Salaries - Non-Faculty				180,067		
	Benefits				68,500		
	Operations and Maintenance				64,488		
	Account Total	0	313,055	0	313,055	0	0
417026	Texas Grants FY 16/17						
	Revenue						
	Student Financial A		5,172,059				
	Expense						
	Scholarships				5,172,059		
	Account Total	0	5,172,059	0	5,172,059	0	0
417999	RESTRICTED-SCH & FELLOWSHIPS						
	Revenue						
	Contracts and Grant		1,255,001				
	Student Financial A		11,295,005				
	Gifts		3,968,951				
	Expense						
	Wages				368-		
	Scholarships				16,522,466		
	Scholarship Discounts				12,408,311-		
	Operations and Maintenance				3,141-		
	Account Total	0	16,518,957	0	4,110,646	12,408,311	12,408,311
420001	Cow-Calf Management						
	Revenue						
	Contracts and Grant		146,926				
	Expense						
	Salaries - Faculty				78,280		
	Benefits				24,730		
	Operations and Maintenance				43,916		
	Account Total	0	146,926	0	146,926	0	0

Printed on a Xerox 9700 Laser Printing System at the Computing Services Center / Texas A&M University

Form: URGB01 (02/05/85)

Account	Description	Beginning Balance	Revenues	Net Allocations	Expenditures	Increase (Decrease)	Ending Balance
420002	Franklin Chair in Music						
	Revenue						
	Contracts and Grant		56,982				
	Expense						
	Salaries - Faculty				43,814		
	Benefits				13,167		
	Account Total	0	56,982	0	56,981	1	1
420006	John O'Brien Distinguished Chair in						
	Revenue						
	Contracts and Grant		57,240				
	Expense						
	Salaries - Faculty				44,630		
	Benefits				12,610		
	Account Total	0	57,240	0	57,240	0	0
421012	IPM Development Fund						
	Revenue						
	Contracts and Grant		34,517				
	Expense						
	Operations and Maintenance				34,517		
	Account Total	0	34,517	0	34,517	0	0
421127	Underwriters Laboratories						
	Revenue						
	Contracts and Grant		122,340				
	Expense						
	Salaries - Non-Faculty				95,281		
	Benefits				27,059		
	Account Total	0	122,340	0	122,340	0	0
421136	Buffalo Technology Grp-Personn						
	Revenue						
	Contracts and Grant		159,470				
	Expense						
	Salaries - Non-Faculty				119,999		
	Benefits				39,471		
	Account Total	0	159,470	0	159,470	0	0
422049	WTAMUCmmntyPrtnrshpLearnDisblt						
	Revenue						
	Contracts and Grant		57,517				
	Expense						
	Salaries - Non-Faculty				41,206		
	Benefits				16,311		
	Account Total	0	57,517	0	57,517	0	0

Printed on a Xerox 9700 Laser Printing System at the Computing Services Center / Texas A&M University

Form: URGB01 (02/05/85)

Account	Description	Beginning Balance	Revenues	Net Allocations	Expenditures	Increase (Decrease)	Ending Balance
422053	Harrington String - E						
	Revenue						
	Contracts and Grant		305,657				
	Expense						
	Salaries - Faculty				233,295		
	Benefits				72,362		
	Account Total	0	305,657	0	305,657	0	0
423006	Olive Haley Smith						
	Revenue						
	Contracts and Grant		106,178				
	Expense						
	Salaries - Non-Faculty				24,392		
	Benefits				11,286		
	Operations and Maintenance				70,500		
	Account Total	0	106,178	0	106,178	0	0
423049	Petroleum Wing Maintenance						
	Revenue						
	Contracts and Grant		356,430				
	Expense						
	Salaries - Non-Faculty				214,642		
	Wages				46,000		
	Benefits				93,621		
	Operations and Maintenance				2,167		
	Account Total	0	356,430	0	356,430	0	0
423107	Museum M&O						
	Revenue						
	Contracts and Grant		513,372				
	Expense						
	Salaries - Non-Faculty				281,976		
	Wages				58,522		
	Benefits				111,144		
	Operations and Maintenance				72,230		
	Account Total	0	513,372	10,500	523,872	0	0
424003	Buffalo Club Operating						
	Revenue						
	Gifts		202,987				
	Expense						
	Salaries - Non-Faculty				69,866		
	Wages				12,500		
	Benefits				23,098		
	Scholarships				15,000		
	Operations and Maintenance				48,114		
	Account Total	0	202,987	4,671	168,578	39,080	39,080

Printed on a Xerox 9700 Laser Printing System at the Computing Services Center / Texas A&M University

Form: URGB01 (02/05/85)

Account	Description	Beginning Balance	Revenues	Net Allocations	Expenditures	Increase (Decrease)	Ending Balance
424005	Health Integration						
	Revenue						
	Contracts and Grant		69,732				
	Expense						
	Salaries - Non-Faculty				49,500		
	Benefits				20,232		
	Account Total	0	69,732	0	69,732	0	0
424006	College Access for the High Plains						
	Revenue						
	Contracts and Grant		77,043				
	Expense						
	Salaries - Non-Faculty				58,190		
	Benefits				18,853		
	Account Total	0	77,043	0	77,043	0	0
424999	RESTR-STUDENT SERVICES						
	Revenue						
	Gifts		2,816				
	Expense						
	Operations and Maintenance				2,816		
	Account Total	0	2,816	0	2,816	0	0
425999	RESTR-OTHER ACTIVITIES						
	Revenue						
	Contracts and Grant		20,486				
	Expense						
	Wages				810		
	Scholarships				4,000		
	Operations and Maintenance				15,676		
	Account Total	0	20,486	0	20,486	0	0
426999	RESTR OPERATIONS/MAINT						
	Revenue						
	Contracts and Grant		728,251				
	Gifts		10,000				
	Expense						
	Operations and Maintenance				738,251		
	Account Total	0	738,251	0	738,251	0	0
431003	McNair Scholars 17-22						
	Revenue						
	Contracts and Grant		224,148				
	Expense						
	Salaries - Non-Faculty				110,604		
	Wages				4,000		
	Benefits				32,671		
	Operations and Maintenance				76,873		
	Account Total	0	224,148	0	224,148	0	0

Printed on a Xerox 9700 Laser Printing System at the Computing Services Center / Texas A&M University

Form: URGB01 (02/05/85)

Account	Description	Beginning Balance	Revenues	Net Allocations	Expenditures	Increase (Decrease)	Ending Balance
432019	Talent Search						
	Revenue						
	Contracts and Grant		233,818				
	Expense						
	Salaries - Non-Faculty				144,953		
	Benefits				54,487		
	Operations and Maintenance				34,378		
	Account Total	0	233,818	0	233,818	0	0
432020	UPWARD BOUND FY18						
	Revenue						
	Contracts and Grant		336,069				
	Expense						
	Salaries - Non-Faculty				137,745		
	Wages				25,065		
	Benefits				49,026		
	Scholarships				42,200		
	Operations and Maintenance				82,033		
	Account Total	0	336,069	0	336,069	0	0
432021	UPWARD BOUND MATH & SCIENCE						
	Revenue						
	Contracts and Grant		296,844				
	Expense						
	Salaries - Non-Faculty				116,192		
	Benefits				39,629		
	Operations and Maintenance				141,023		
	Account Total	0	296,844	0	296,844	0	0
434024	CAMP						
	Revenue						
	Contracts and Grant		163,709				
	Expense						
	Salaries - Non-Faculty				126,804		
	Benefits				36,906		
	Account Total	0	163,709	0	163,710	1-	1-
435001	Title III A - BR2BR						
	Revenue						
	Contracts and Grant		365,363				
	Expense						
	Salaries - Non-Faculty				266,220		
	Benefits				99,143		
	Account Total	0	365,363	0	365,363	0	0

Printed on a Xerox 9700 Laser Printing System at the Computing Services Center / Texas A&M University

Form: URGB01 (02/05/85)

Account	Description	Beginning Balance	Revenues	Net Allocations	Expenditures	Increase (Decrease)	Ending Balance
Restricted Funds - Board Approved							
	Revenue						
	Contracts and Grant		8,505,159				
	Student Financial A		16,467,064				
	Gifts		4,286,155				
	Expense						
	Salaries - Faculty				406,125		
	Salaries - Non-Faculty				2,138,297		
	Wages				1,036,560		
	Benefits				886,229		
	Scholarships				22,382,114		
	Scholarship Discounts				12,408,311-		
	Operations and Maintenance				2,324,178		
	Equipment (Capitalized)				60,965		
	Grand Total	0	29,258,378	15,171	16,826,157	12,447,392	12,447,392

Printed on a Xerox 9700 Laser Printing System at the Computing Services Center / Texas A&M University

Form: URGB01 (02/05/85)

Account	Description	Beginning Balance	Revenues	Net Allocations	Expenditures	Increase (Decrease)	Ending Balance

****
*   *
* BLANK PAGE *
*   *
****

Printed on a Xerox 9700 Laser Printing System at the Computing Services Center / Texas A&M University

Form: URGB01 (02/05/85)

Account	Description	Beginning Balance	Revenues	Net Allocations	Expenditures	Increase (Decrease)	Ending Balance

This section not used.

Printed on a Xerox 9700 Laser Printing System at the Computing Services Center / Texas A&M University

Form: URGB01 (02/05/85)

Account	Description	Beginning Balance	Revenues	Net Allocations	Expenditures	Increase (Decrease)	Ending Balance

****
*   *
* BLANK PAGE *
*   *
****

Printed on a Xerox 9700 Laser Printing System at the Computing Services Center / Texas A&M University

Form: URGB01 (02/05/85)

CC	Account	Transaction Description	- Offset - CC	Account	Amount	-------- Actual Entry --------- ---- From ----- CC	Account	----- To ------ CC	Account	Feed	Mand
18	010006	INSTITUTIONAL SUPPORT									
		TUIT & FEE DISCOUNTS	18	040009	4,132,013.00	18	040009	18	100099	Y	
		** Increase in Fund Balance **			4,132,013.00						
18	010007	OPERATION & MAINTENANCE OF PLANT									
		TRB TO TAMUS FOR DEBT SVC	01	011210	6,281,012.00-	18	010007	01	011210	N	Y
		HEAF TO SAGO FOR DEBT SVC	01	011252	2,580,333.00-	18	010007	01	011252	N	Y
		** Decrease in Fund Balance **			8,861,345.00-						
18	010008	SCH/FELLOWSHIPS									
		TPEG TO DESIGNATED	18	020004	1,802,504.00-	18	010008	18	203036	Y	
		** Decrease in Fund Balance **			1,802,504.00-						
18	020001	INSTRUCTION									
		UII TO VPAA TRAVEL POOL	18	020006	7,000.00	18	225016	18	210101	Y	
		Grad Des Tuit to GA Cont COB	18	020007	6,856.00	18	216040	18	210151	Y	
		Grad Des Tuit to Grad Dean Misc	18	020007	13,060.00	18	216040	18	210160	Y	
		Grad Des Tuit to GA Cont NHS	18	020007	7,074.00	18	216040	18	210159	Y	
		Grad Des Tuit to GA Cont ASE	18	020007	11,699.00	18	216040	18	210149	Y	
		Grad Des Tuit to GA Cont FAH	18	020007	42,444.00	18	216040	18	210154	Y	
		Grad Des Tuit to GA Cont VPAA	18	020007	13,598.00	18	216040	18	210145	Y	
		Grad Des Tuit to GA Cont ESS	18	020007	17,685.00	18	216040	18	210157	Y	
		USF TO OPEN ACCESS	18	020007	789,399.00	18	216034	18	200280	Y	
		USF TO USF RESERVE	18	020007	691,890.00	18	216034	18	200283	Y	
		USF TO REMOTE LABS	18	020007	26,830.00	18	216034	18	200282	Y	
		USF TO SMART CLASSRMS	18	020007	95,193.00	18	216034	18	200281	Y	
		NURS DIFF TO NURS FAC ENHAN	18	020007	45,945.00	18	216027	18	210161	Y	
		BUS DIFF TUIT TO OPERATIONS	18	020007	912,207.00	18	216031	18	210152	Y	
		USF TO DIS LEARN IT SUPP	18	020007	835,324.00	18	216034	18	200279	Y	
		USF TO DIS LEARN ACAD SU	18	020007	369,345.00	18	216034	18	200278	Y	
		ECS DIFF TUIT TO OPERATIONS	18	020007	30,117.00	18	216032	18	210147	Y	
		DES Tuit to NF-Instruction	18	020007	624,315.00	18	216001	18	220997	Y	
		USF to NF-Instruction	18	020007	610,798.00	18	216034	18	220997	Y	
		DES TUIT TO AEF	18	020007	128,125.00	18	216001	18	210126	Y	
		DES TUIT TO MATH	18	020007	56,935.00	18	216001	18	210142	Y	
		DES TUIT TO SES	18	020007	70,310.00	18	216001	18	210140	Y	
		DES TUIT TO COMM DISORDERS	18	020007	9,218.00	18	216001	18	210139	Y	
		DES TUIT TO NURSING	18	020007	138,639.00	18	216001	18	210138	Y	
		DES TUIT TO PSCJ	18	020007	254,287.00	18	216001	18	210137	Y	
		DES TUIT TO EDUCATION	18	020007	405,240.00	18	216001	18	210135	Y	
		DES TUIT TO PSSW	18	020007	43,676.00	18	216001	18	210116	Y	
		DES TUIT TO contingency EDSS	18	020007	18,960.00	18	216001	18	210156	Y	
		DES TUIT TO PTI/GA CONT COESS	18	020007	50,629.00	18	216001	18	210171	Y	
		DES TUIT TO PTI/GA CONT CFAH	18	020007	238,060.00	18	216001	18	210170	Y	
		DES TUIT TO PTI/GA CONT COB	18	020007	2,608.00	18	216001	18	210169	Y	
		DES TUIT TO PTI/GA CONT CANS	18	020007	123,611.00	18	216001	18	210168	Y	
		DES TUIT TO PTI/GA CONT VPAA	18	020007	321,226.00	18	216001	18	210167	Y	

Printed on a Xerox 9700 Laser Printing System at the Computing Services Center / Texas A&M University

Form: URGB01 (02/05/85)

CC	Account	Transaction Description	- Offset - CC	Account	Amount	Actual Entry From CC	From Account	To CC	To Account	Feed	Mand
18	020001	INSTRUCTION									
		DES TUIT TO SUMMER BUDG	18	020007	1,917,821.00	18	216001	18	210166	Y	
		DES TUIT TO MATH	18	020007	26,374.00	18	216001	18	210122	Y	
		DES TUIT TO CONTING ACAD AFF	18	020007	61,486.00	18	216001	18	210143	Y	
		DES TUIT TO Writing Lab	18	020007	40,000.00	18	216001	18	210155	Y	
		DES TUIT TO contingency FAH	18	020007	8,635.00	18	216001	18	210153	Y	
		DES TUIT TO contingency COB	18	020007	3,690.00	18	216001	18	210150	Y	
		DES TUIT TO math lab	18	020007	45,049.00	18	216001	18	210148	Y	
		DES TUIT TO Contingency ASE	18	020007	14,301.00	18	216001	18	210146	Y	
		DES TUIT TO acad comp exp	18	020007	522,603.00	18	216001	18	210144	Y	
		DES TUIT TO COMM	18	020007	47,200.00	18	216001	18	210121	Y	
		DES TUIT TO PTI/GA CONT CNHS	18	020007	25,032.00	18	216001	18	210172	Y	
		DES TUIT TO Research Enhance.	18	020007	45,519.00	18	216001	18	211002	Y	
		DES TUIT TO GRANTS & SPEC	18	020007	1,737.00	18	216001	18	211001	Y	
		DES TUIT TO PTI/GA CONT ECSM	18	020007	81,623.00	18	216001	18	210173	Y	
		DES TUIT TO HISTORY	18	020007	17,250.00	18	216001	18	210120	Y	
		DES TUIT TO ECS	18	020007	153,583.00	18	216001	18	210119	Y	
		DES TUIT TO PSCJ	18	020007	33,750.00	18	216001	18	210118	Y	
		DES TUIT TO SES	18	020007	28,295.00	18	216001	18	210117	Y	
		DES TUIT TO IITL	18	020007	35,351.00	18	216001	18	210100	Y	
		DES TUIT TO CIDM	18	020007	47,504.00	18	216001	18	210109	Y	
		DES TUIT TO DIV OF ED	18	020007	106,007.00	18	216001	18	210115	Y	
		DES TUIT TO COMM DIS	18	020007	30,700.00	18	216001	18	210114	Y	
		DES TUIT TO EPML	18	020007	28,033.00	18	216001	18	210113	Y	
		DES TUIT TO MUSIC	18	020007	69,358.00	18	216001	18	210112	Y	
		DES TUIT TO ATD	18	020007	56,684.00	18	216001	18	210111	Y	
		DES TUIT TO ECONOMIC ED	18	020007	644.00	18	216001	18	210110	Y	
		DES TUIT TO VPAA CONT	18	020007	42,776.00	18	216001	18	210101	Y	
		DES TUIT TO MMGB	18	020007	45,451.00	18	216001	18	210108	Y	
		DES TUIT TO AEF	18	020007	63,594.00	18	216001	18	210107	Y	
		DES TUIT TO NURS	18	020007	60,505.00	18	216001	18	210106	Y	
		DES TUIT TO CP	18	020007	31,030.00	18	216001	18	210105	Y	
		DES TUIT TO AG	18	020007	57,530.00	18	216001	18	210104	Y	
		DES TUIT TO LEES	18	020007	54,104.00	18	216001	18	210103	Y	
		** Increase in Fund Balance **			10,815,522.00						
18	020002	RESEARCH									
		Des Tuit to	18	020007	25,000.00	18	216001	18	220009	Y	
		DES Tuit to NF-Research	18	020007	76,799.00	18	216001	18	221997	Y	
		** Increase in Fund Balance **			101,799.00						
18	020003	PUBLIC SERVICE									
		UII TO EVENT SERVICES	18	020006	6,000.00	18	225016	18	202058	Y	
		DES Tuit to NF-Public Service	18	020007	76,799.00	18	216001	18	222997	Y	
		** Increase in Fund Balance **			82,799.00						
18	020004	ACADEMIC SUPPORT									
		TPEG TO DESIGNATED	18	010008	1,802,504.00	18	010008	18	203036	Y	

Printed on a Xerox 9700 Laser Printing System at the Computing Services Center / Texas A&M University

Form: URGB01 (02/05/85)

CC	Account	Transaction Description	- Offset - CC	Account	Amount	-------- Actual Entry --------- ---- From ----- CC	Account	----- To ------ CC	Account	Feed	Mand
18	020004	ACADEMIC SUPPORT									
		GRAD APP FEE TO GRAD DEAN MI	18	020005	81,931.00	18	204041	18	203005	Y	
		UII TO PART TIME STUD SCH	18	020006	14,400.00	18	225016	18	203022	Y	
		INDIRECT TO GRANT OFC	18	020006	73,681.00	18	225052	18	203056	Y	
		UII TO DEAN COB	18	020006	1,000.00	18	225016	18	203024	Y	
		UII TO DEAN FAH	18	020006	1,920.00	18	225016	18	203026	Y	
		UII TO DEAN NHS	18	020006	2,000.00	18	225016	18	203075	Y	
		UII TO DEAN ANNS	18	020006	1,920.00	18	225016	18	203025	Y	
		UII TO DEAN ESS	18	020006	1,920.00	18	225016	18	203023	Y	
		Grad Des Tuit to Grad Dean Sc	18	020007	150,518.00	18	216040	18	213115	Y	
		DES Tuit to NF-Academic Support	18	020007	696,091.00	18	216001	18	223997	Y	
		Grad Des Tuit to Grad Dean Misc	18	020007	205,387.00	18	216040	18	203005	Y	
		USF to NF-Academic Support	18	020007	1,203,800.00	18	216034	18	223997	Y	
		USF TO ADVISING FEE EXPEND	18	020007	771,574.00	18	216034	18	203132	Y	
		NURS DIFF TO SIM CENT	18	020007	90,000.00	18	216027	18	213131	Y	
		DES TUIT TO FAC SEN	18	020007	1,056.00	18	216001	18	213127	Y	
		DES TUIT TO VPAA TUIT HOLD	18	020007	120,000.00	18	216001	18	213200	Y	
		Des Tuit to Livestock Judg	18	020007	1,040.00	18	216001	18	213118	Y	
		Des Tuit to	18	020007	14,008.00	18	216001	18	223019	Y	
		Des Tuit to Library	18	020007	129,089.00	18	216001	18	213126	Y	
		Des Tuit to FacDev Leave	18	020007	15,000.00	18	216001	18	213123	Y	
		Des Tuit to Honors	18	020007	6,800.00	18	216001	18	213122	Y	
		Des Tuit to Advising Srvcs	18	020007	2,478.00	18	216001	18	213121	Y	
		Des Tuit to Int Student Advis	18	020007	5,882.00	18	216001	18	213120	Y	
		Des Tuit to Contingency NHS	18	020007	5,000.00	18	216001	18	213119	Y	
		Des Tuit to Teach Exc Cntr	18	020007	35,675.00	18	216001	18	213110	Y	
		Des Tuit to School fo ECSM	18	020007	46,885.00	18	216001	18	213117	Y	
		DES TUIT TO DEAN NHS	18	020007	12,405.00	18	216001	18	213116	Y	
		DES TUIT TO DEAN EDSS	18	020007	12,441.00	18	216001	18	213114	Y	
		DES TUIT TO DEAN FAH	18	020007	10,315.00	18	216001	18	213113	Y	
		DES TUIT TO DEAN COB	18	020007	7,322.00	18	216001	18	213112	Y	
		DES TUIT TO DEAN ASE	18	020007	10,710.00	18	216001	18	213111	Y	
		DES TUIT TO STUDY ABROAD	18	020007	35,031.00	18	216001	18	203072	Y	
		Des Tuit to VPAA	18	020007	40,293.00	18	216001	18	213109	Y	
		DES TUIT TO contingency ECSM	18	020007	3,000.00	18	216001	18	213108	Y	
		DES TUIT TO AVP LEARN ASSES	18	020007	35,050.00	18	216001	18	213107	Y	
		DES TUIT TO QEP LOCAL	18	020007	168,202.00	18	216001	18	203084	Y	
		SSF TO COFAH	18	032991	392,413.00	18	032991	18	213144	Y	
		SSF TO STUDY ABROAD	18	032991	50,849.00	18	032991	18	203072	Y	
		** Increase in Fund Balance **			6,259,590.00						
18	020005	STUDENT SERVICES									
		GRAD APP FEE TO GRAD DEAN MI	18	020004	81,931.00-	18	204041	18	203005	Y	
		UII TO CAMPUS SVCS SCH	18	020006	13,824.00	18	225016	18	204068	Y	
		Unallocated Interest to NF-Student	18	020006	6,104.00	18	225016	18	224997	Y	
		USF TO 1-800 TELE	18	020007	1,000.00	18	216034	18	204061	Y	
		USF TO STUDENT RECRUITMENT	18	020007	315,956.00	18	216034	18	204062	Y	

Printed on a Xerox 9700 Laser Printing System at the Computing Services Center / Texas A&M University

Form: URGB01 (02/05/85)

CC	Account	Transaction Description	- Offset - CC	Account	Amount	-------- Actual Entry --------- ---- From ----- CC	Account	----- To ------ CC	Account	Feed	Mand
18	020005	STUDENT SERVICES									
		USF TO CONVOCATION	18	020007	15,000.00	18	216034	18	204060	Y	
		USF TO GRADUATION	18	020007	60,240.00	18	216034	18	204059	Y	
		Des Tuit to NF-Student Services	18	020007	561,428.00	18	216001	18	224997	Y	
		USF to NF-Student Services	18	020007	1,066,138.00	18	216034	18	224997	Y	
		DES TUIT TO ADMISS	18	020007	339,541.00	18	216001	18	214105	Y	
		REC SPORTS TO REC SPORTS	18	020007	239,194.00	18	216007	18	214146	Y	
		Des Tuit to FYE	18	020007	13,000.00	18	216001	18	214113	Y	
		Des Tuit to Scholar Srvcs	18	020007	27,687.00	18	216001	18	214114	Y	
		Des Tuit to	18	020007	9,298.00	18	216001	18	214189	Y	
		DES TUIT TO CHEERLEADERS	18	020007	33,500.00	18	216001	18	214143	Y	
		Des Tuit to Pep Band	18	020007	2,089.00	18	216001	18	214140	Y	
		DES TUIT_TO CAREER SVCS	18	020007	5,000.00	18	216001	18	214136	Y	
		Des Tuit to Cont. Student Aff	18	020007	1,044.00	18	216001	18	214119	Y	
		DES TUIT TO FIN AID	18	020007	43,012.00	18	216001	18	214103	Y	
		DES TUIT TO REGISTRAR	18	020007	62,957.00	18	216001	18	214002	Y	
		DES TUIT TO COPP ED	18	020007	2,000.00	18	216001	18	214000	Y	
		DES TUIT TO RODEO PROGRAM	18	020007	117,454.00	18	216001	18	204071	Y	
		DES TUIT TO VET RES CNTR	18	020007	5,000.00	18	216001	18	204117	Y	
		DES TUIT TO SUPP INST	18	020007	31,250.00	18	216001	18	204065	Y	
		DES TUIT TO STUD RECRUIT	18	020007	135,306.00	18	216001	18	204062	Y	
		DES TUIT TO FRESHMEN CONVOCA	18	020007	13,000.00	18	216001	18	204060	Y	
		SSF TO REC SPORTS	18	032991	281,000.00	18	032991	18	214146	Y	
		SSF TO LEAD WT	18	032991	55,743.00	18	032991	18	214175	Y	
		SSF AG JUDGING TEAM	18	032991	33,193.00	18	032991	18	214177	Y	
		SSF TO STUD COUNSELING	18	032991	392,000.00	18	032991	18	214181	Y	
		SSF TO TUTOR ASSIST	18	032991	178,000.00	18	032991	18	214176	Y	
		SSF TO HERDSMEN	18	032991	26,458.00	18	032991	18	214182	Y	
		SSF TO SIFE	18	032991	14,278.00	18	032991	18	214157	Y	
		SSF TO STUD GOVT	18	032991	85,000.00	18	032991	18	214145	Y	
		SSF TO AG QUIZ BOWL	18	032991	3,900.00	18	032991	18	214159	Y	
		SSF TO BUFF BRAND	18	032991	9,891.00	18	032991	18	214147	Y	
		SSF TO PEER LEADERS	18	032991	52,000.00	18	032991	18	214156	Y	
		SSF TO STUD DISABILITY SVCS	18	032991	100,000.00	18	032991	18	214142	Y	
		SSF TO GUEST ARTIST SERIES	18	032991	19,000.00	18	032991	18	214161	Y	
		SSF TO WT BOWLING	18	032991	40,375.00	18	032991	18	214148	Y	
		SSF TO CORE	18	032991	259,699.00	18	032991	18	214155	Y	
		SSF TO RODEO TEAM TRAVEL	18	032991	43,111.00	18	032991	18	214135	Y	
		SSF TO STUD AFFAIRS MKT	18	032991	68,500.00	18	032991	18	214124	Y	
		SSF TO OFFICE OF COMP SCHOL	18	032991	58,000.00	18	032991	18	214133	Y	
		SSF TO VETERANS RESOURCE CTR	18	032991	86,000.00	18	032991	18	204117	Y	
		SSF TO CAREER SVCS	18	032991	190,000.00	18	032991	18	214136	Y	
		SSF TO STUD EMPLOYMENT	18	032991	74,300.00	18	032991	18	214127	Y	
		SSF TO STUD ACT	18	032991	183,746.00	18	032991	18	214125	Y	
		SSF TO HOMECOMING	18	032991	4,500.00	18	032991	18	214128	Y	
		SSF TO BUFF ALLIES	18	032991	3,000.00	18	032991	18	204073	Y	
		SSF TO STUD SVCS ADMIN	18	032991	260,000.00	18	032991	18	204115	Y	

Printed on a Xerox 9700 Laser Printing System at the Computing Services Center / Texas A&M University

Form: URGB01 (02/05/85)

CC	Account	Transaction Description	- Offset - CC	Account	Amount	Actual Entry From CC	Account	To CC	Account	Feed	Mand
18	020005	STUDENT SERVICES									
		SSF TO STUD SUCCESS CTR	18	032991	105,000.00	18	032991	18	204069	Y	
		ATH FEE TO PEP BAND	18	035125	27,911.00	18	035125	18	214140	Y	
		BC TO BC Golf Tourn	18	040004	15,000.00	18	040004	18	204076	Y	
		** Increase in Fund Balance **			5,707,696.00						
18	020006	INSTITUTIONAL SUPPORT									
		UII TO VPAA TRAVEL POOL	18	020001	7,000.00-	18	225016	18	210101	Y	
		UII TO EVENT SERVICES	18	020003	6,000.00-	18	225016	18	202058	Y	
		UII TO PART TIME STUD SCH	18	020004	14,400.00-	18	225016	18	203022	Y	
		UII TO DEAN FAH	18	020004	1,920.00-	18	225016	18	203026	Y	
		UII TO DEAN NHS	18	020004	2,000.00-	18	225016	18	203075	Y	
		UII TO DEAN COB	18	020004	1,000.00-	18	225016	18	203024	Y	
		INDIRECT TO GRANT OFC	18	020004	73,681.00-	18	225052	18	203056	Y	
		UII TO DEAN ANNS	18	020004	1,920.00-	18	225016	18	203025	Y	
		UII TO DEAN ESS	18	020004	1,920.00-	18	225016	18	203023	Y	
		UII TO CAMPUS SVCS SCH	18	020005	13,824.00-	18	225016	18	204068	Y	
		Unallocated Interest to NF-Student	18	020005	6,104.00-	18	225016	18	224997	Y	
		UII TO FESTIVAL OF LIGHTS	18	020007	1,000.00-	18	225016	18	206014	Y	
		DES TUIT TO INSTI RESE	18	020007	20,829.00	18	216001	18	215110	Y	
		UII TO DEBT SVC	18	020007	143,280.00-	18	225016	18	226013	Y	
		UII TO PRES RESIDENCE MISC	18	020007	4,143.00-	18	225016	18	226026	Y	
		Des Tuit to	18	020007	47,753.00	18	216001	18	215116	Y	
		USF TO IT SVC SUPP	18	020007	27,412.00	18	216034	18	225160	Y	
		USF to NF-Institutional Supp	18	020007	730,027.00	18	216034	18	225997	Y	
		Des Tuit to	18	020007	3,363.00	18	216001	18	215118	Y	
		DES TUIT TO GIP SUPP	18	020007	40,000.00	18	216001	18	225066	Y	
		Des Tuit to NF-Institutional Supp	18	020007	247,450.00	18	216001	18	225997	Y	
		Des Tuit to	18	020007	4,712.00	18	216001	18	215115	Y	
		DES TUIT TO Regional Giv	18	020007	10,000.00	18	216001	18	225048	Y	
		DES TUIT TO MKT ADJ	18	020007	410,926.00	18	216001	18	225017	Y	
		DES TUIT TO ANNUAL FUND	18	020007	57,843.00	18	216001	18	225042	Y	
		DES TUIT TO TAMUS ASSESS	18	020007	1,049,063.00	18	216001	18	225037	Y	
		Des Tuit to	18	020007	7,075.00	18	216001	18	225009	Y	
		Des Tuit to	18	020007	356,155.00	18	216001	18	215119	Y	
		USF TO IT SVC CTR	18	020007	107,014.00	18	216034	18	205071	Y	
		USF TO NETWORK SVCS	18	020007	305,478.00	18	216034	18	205072	Y	
		USF TO COMP SVC	18	020007	411,663.00	18	216034	18	205070	Y	
		USF TO GOLD CARD	18	020007	95,673.00	18	216034	18	205069	Y	
		USF TO TELECOMM SVC	18	020007	90,074.00	18	216034	18	205068	Y	
		DES TUIT TO VPIA	18	020007	33,024.00	18	216001	18	215113	Y	
		Des Tuit to	18	020007	102,553.00	18	216001	18	215203	Y	
		Des Tuit to	18	020007	3,193.00	18	216001	18	215205	Y	
		DES TUIT TO BUS OFC	18	020007	683,777.00	18	216001	18	215204	Y	
		Des Tuit to	18	020007	208,203.00	18	216001	18	215120	Y	
		Des Tuit to	18	020007	65,754.00	18	216001	18	215128	Y	
		Des Tuit to	18	020007	25,000.00	18	216001	18	215131	Y	

Printed on a Xerox 9700 Laser Printing System at the Computing Services Center / Texas A&M University

Form: URGB01 (02/05/85)

CC	Account	Transaction Description	- Offset - CC	Account	Amount	-------- Actual Entry --------- ---- From ----- CC	Account	----- To ------ CC	Account	Feed	Mand
18	020006	INSTITUTIONAL SUPPORT									
		Des Tuit to	18	020007	2,500.00	18	216001	18	215138	Y	
		DES TUIT TO VPSA	18	020007	21,119.00	18	216001	18	215130	Y	
		Des Tuit to	18	020007	184,232.00	18	216001	18	215139	Y	
		Des Tuit to	18	020007	10,069.00	18	216001	18	215129	Y	
		DES TUIT to PRES Trav	18	020007	17,500.00	18	216001	18	215145	Y	
		Des Tuit to	18	020007	20,944.00	18	216001	18	215121	Y	
		Des Tuit to	18	020007	22,003.00	18	216001	18	215124	Y	
		Des Tuit to	18	020007	33,589.00	18	216001	18	215125	Y	
		Des Tuit to	18	020007	11,300.00	18	216001	18	215123	Y	
		Des Tuit to	18	020007	109,980.00	18	216001	18	215126	Y	
		Des Tuit to	18	020007	46,900.00	18	216001	18	215122	Y	
		Des Tuit to	18	020007	7,200.00	18	216001	18	215127	Y	
		DES TUIT TO PRES	18	020007	42,982.00	18	216001	18	215100	Y	
		USF TO WEB SVCS	18	020007	166,852.00	18	216034	18	205073	Y	
		USF TO COMM & MKT SAL	18	020007	57,235.00	18	216034	18	205076	Y	
		USF TO BUS OPER	18	020007	265,162.00	18	216034	18	205075	Y	
		USF TO PC SUPPORT	18	020007	89,362.00	18	216034	18	205074	Y	
		DES TUIT TO PURCH	18	020007	39,014.00	18	216001	18	215105	Y	
		DES TUIT TO HR	18	020007	151,290.00	18	216001	18	215106	Y	
		DES TUIT TO CIO	18	020007	8,708.00	18	216001	18	215103	Y	
		DES TUIT TO BUDGET	18	020007	5,665.00	18	216001	18	215107	Y	
		DES TUIT TO VPBF	18	020007	44,141.00	18	216001	18	215101	Y	
		DES TUIT TO COMM & MKT	18	020007	116,804.00	18	216001	18	215109	Y	
		DES TUIT TO ACCREDI	18	020007	20,800.00	18	216001	18	205034	Y	
		DES TUIT TO TRASH DISPOSAL	18	020007	98,400.00	18	216001	18	205083	Y	
		DES TUIT TO VPSA	18	020007	2,105.00	18	216001	18	205042	Y	
		DES TUIT TO RISK MGMT	18	020007	5,360.00	18	216001	18	205058	Y	
		DES TUIT TO ADVER & MKT	18	020007	372,268.00	18	216001	18	205027	Y	
		UII TO TUIT ASSIST	18	020009	58,300.00-	18	225016	18	207001	Y	
		DES TUIT TO WMS SOCCER	18	030000	28,152.00-	18	020006	18	300027	Y	
		DES TUIT TO TICKET OFC	18	030000	505.00-	18	020006	18	300033	Y	
		DES TUIT TO VOLLEYBALL	18	030000	83,724.00-	18	020006	18	300022	Y	
		DES TUIT TO MEDICAL	18	030000	237,109.00-	18	020006	18	300035	Y	
		DES TUIT TO MNS GOLF	18	030000	41,625.00-	18	020006	18	300021	Y	
		DES TUIT TO ATH ADMIN	18	030000	358,010.00-	18	020006	18	300013	Y	
		DES TUIT TO MNS BASKETBALL	18	030000	185,433.00-	18	020006	18	300003	Y	
		DES TUIT TO TRAINING	18	030000	18,100.00-	18	020006	18	300016	Y	
		DES TUIT TO MNS SOCCER	18	030000	10,342.00-	18	020006	18	300007	Y	
		DES TUIT TO BASEBALL	18	030000	88,549.00-	18	020006	18	300015	Y	
		DES TUIT TO FTBL	18	030000	404,607.00-	18	020006	18	300001	Y	
		DES TUIT TO WMS BB	18	030000	94,579.00-	18	020006	18	300011	Y	
		DES TUIT TO MEDIA	18	030000	160,963.00-	18	020006	18	300014	Y	
		DES TUIT TO SOFTBALL	18	030018	122,768.00-	18	020006	18	300018	Y	
		DES TUIT TO WMS GOLF	18	030032	49,045.00-	18	020006	18	300032	Y	
		DES TUIT TO STRENGTH & COND	18	030034	6,732.00-	18	020006	18	300034	Y	
		DES TUIT TO ACADEMIC SUCC	18	030040	8,500.00-	18	020006	18	300040	Y	

Printed on a Xerox 9700 Laser Printing System at the Computing Services Center / Texas A&M University

Form: URGB01 (02/05/85)

CC	Account	Transaction Description	Offset CC	Offset Account	Amount	Actual Entry From CC	Actual Entry From Account	Actual Entry To CC	Actual Entry To Account	Feed	Mand
18	020006	INSTITUTIONAL SUPPORT									
		DES TUIT TO MNS TRACK	18	030041	15,870.00-	18	020006	18	300041	Y	
		DES TUIT TO WMS TRACK	18	030044	36,711.00-	18	020006	18	300044	Y	
		DES TUIT TO PURCH GA SVCS	18	032900	95,306.00-	18	020006	18	314900	Y	
		SSF TO DIVERSITY AND INCL	18	032991	8,611.00	18	032991	18	215131	Y	
		SSF TO DIST LECTURE	18	032991	112,569.00	18	032991	18	214141	Y	
		DES TUIT TO POST OFFICE	18	033013	11,448.00-	18	020006	18	305013	Y	
		DES TUIT TO BONUS RESERVE	18	035172	48,500.00-	18	020006	18	315172	Y	
		DES TUIT TO EVENT OPS	18	035173	125,466.00-	18	020006	18	315173	Y	
		DES TUIT TO COMPLIANCE	18	035212	87,825.00-	18	020006	18	315212	Y	
		DES TUIT TO ticket sales	18	035213	325.00-	18	020006	18	315213	Y	
		DES TUIT TO buff club	18	040005	2,089.00-	18	020006	18	424003	Y	
		RES SPORTS TO UNBUD PLANT	18	074000	553,172.00-	18	020006	18	074000	Y	
		DES TUIT TO UNBUD PLANT	18	074000	659,451.00-	18	020006	18	074000	Y	
		DES TUIT TO STUD GOVT	18	074000	55,447.00-	18	020006	18	074000	Y	
		USF TO UNBUDGETED	18	074000	300,000.00-	18	020006	18	074000	Y	
		DES TUIT TO SAGO FOR DEBT SVC	01	088834	1,145,131.00-	18	020006	01	088834	N	Y
		Gift to SAGO for Debt SVC	01	088834	300,000.00-	18	020006	01	088834	N	Y
		UCF TO SAGO DEBT SVC	01	088834	542,370.00-	18	020006	01	088834	N	Y
		UII TO SAGO FOR SVC	01	088834	143,280.00-	18	020006	01	088834	N	Y
		** Increase in Fund Balance **			881,052.00						
18	020007	OPERATION & MAINTENANCE OF PLANT									
		USF TO SMART CLASSRMS	18	020001	95,193.00-	18	216034	18	200281	Y	
		USF to NF-Instruction	18	020001	610,798.00-	18	216034	18	220997	Y	
		USF TO REMOTE LABS	18	020001	26,830.00-	18	216034	18	200282	Y	
		Grad Des Tuit to Grad Dean Misc	18	020001	13,060.00-	18	216040	18	210160	Y	
		USF TO USF RESERVE	18	020001	691,890.00-	18	216034	18	200283	Y	
		USF TO OPEN ACCESS	18	020001	789,399.00-	18	216034	18	200280	Y	
		BUS DIFF TUIT TO OPERATIONS	18	020001	912,207.00-	18	216031	18	210152	Y	
		USF TO DIS LEARN IT SUPP	18	020001	835,324.00-	18	216034	18	200279	Y	
		USF TO DIS LEARN ACAD SU	18	020001	369,345.00-	18	216034	18	200278	Y	
		ECS DIFF TUIT TO OPERATIONS	18	020001	30,117.00-	18	216032	18	210147	Y	
		NURS DIFF TO NURS FAC ENHAN	18	020001	45,945.00-	18	216027	18	210161	Y	
		DES Tuit to NF-Instruction	18	020001	624,315.00-	18	216001	18	220997	Y	
		Grad Des Tuit to GA Cont ESS	18	020001	17,685.00-	18	216040	18	210157	Y	
		Grad Des Tuit to GA Cont ASE	18	020001	11,699.00-	18	216040	18	210149	Y	
		Grad Des Tuit to GA Cont COB	18	020001	6,856.00-	18	216040	18	210151	Y	
		Grad Des Tuit to GA Cont VPAA	18	020001	13,598.00-	18	216040	18	210145	Y	
		Grad Des Tuit to GA Cont NHS	18	020001	7,074.00-	18	216040	18	210159	Y	
		Grad Des Tuit to GA Cont FAH	18	020001	42,444.00-	18	216040	18	210154	Y	
		DES TUIT TO PSCJ	18	020001	254,287.00-	18	216001	18	210137	Y	
		DES TUIT TO PTI/GA CONT VPAA	18	020001	321,226.00-	18	216001	18	210167	Y	
		DES TUIT TO PTI/GA CONT COESS	18	020001	50,629.00-	18	216001	18	210171	Y	
		DES TUIT TO PTI/GA CONT COB	18	020001	2,608.00-	18	216001	18	210169	Y	
		DES TUIT TO PTI/GA CONT CANS	18	020001	123,611.00-	18	216001	18	210168	Y	
		DES TUIT TO SUMMER BUDG	18	020001	1,917,821.00-	18	216001	18	210166	Y	

Printed on a Xerox 9700 Laser Printing System at the Computing Services Center / Texas A&M University

Form: URGB01 (02/05/85)

CC	Account	Transaction Description	- Offset - CC	Account	Amount	Actual Entry From CC	Account	To CC	Account	Feed	Mand
18	020007	OPERATION & MAINTENANCE OF PLANT									
		DES TUIT TO contingency EDSS	18	020001	18,960.00-	18	216001	18	210156	Y	
		DES TUIT TO PTI/GA CONT CFAH	18	020001	238,060.00-	18	216001	18	210170	Y	
		DES TUIT TO MATH	18	020001	56,935.00-	18	216001	18	210142	Y	
		DES TUIT TO Writing Lab	18	020001	40,000.00-	18	216001	18	210155	Y	
		DES TUIT TO contingency COB	18	020001	3,690.00-	18	216001	18	210150	Y	
		DES TUIT TO Contingency ASE	18	020001	14,301.00-	18	216001	18	210146	Y	
		DES TUIT TO math lab	18	020001	45,049.00-	18	216001	18	210148	Y	
		DES TUIT TO acad comp exp	18	020001	522,603.00-	18	216001	18	210144	Y	
		DES TUIT TO CONTING ACAD AFF	18	020001	61,486.00-	18	216001	18	210143	Y	
		DES TUIT TO contingency FAH	18	020001	8,635.00-	18	216001	18	210153	Y	
		DES TUIT TO COMM DISORDERS	18	020001	9,218.00-	18	216001	18	210139	Y	
		DES TUIT TO NURSING	18	020001	138,639.00-	18	216001	18	210138	Y	
		DES TUIT TO EDUCATION	18	020001	405,240.00-	18	216001	18	210135	Y	
		DES TUIT TO AEF	18	020001	128,125.00-	18	216001	18	210126	Y	
		DES TUIT TO SES	18	020001	70,310.00-	18	216001	18	210140	Y	
		DES TUIT TO MATH	18	020001	26,374.00-	18	216001	18	210122	Y	
		DES TUIT TO HISTORY	18	020001	17,250.00-	18	216001	18	210120	Y	
		DES TUIT TO PSCJ	18	020001	33,750.00-	18	216001	18	210118	Y	
		DES TUIT TO ECS	18	020001	153,583.00-	18	216001	18	210119	Y	
		DES TUIT TO SES	18	020001	28,295.00-	18	216001	18	210117	Y	
		DES TUIT TO PSSW	18	020001	43,676.00-	18	216001	18	210116	Y	
		DES TUIT TO COMM	18	020001	47,200.00-	18	216001	18	210121	Y	
		DES TUIT TO IITL	18	020001	35,351.00-	18	216001	18	210100	Y	
		DES TUIT TO PTI/GA CONT ECSM	18	020001	81,623.00-	18	216001	18	210173	Y	
		DES TUIT TO GRANTS & SPEC	18	020001	1,737.00-	18	216001	18	211001	Y	
		DES TUIT TO Research Enhance.	18	020001	45,519.00-	18	216001	18	211002	Y	
		DES TUIT TO PTI/GA CONT CNHS	18	020001	25,032.00-	18	216001	18	210172	Y	
		DES TUIT TO ATD	18	020001	56,684.00-	18	216001	18	210111	Y	
		DES TUIT TO DIV OF ED	18	020001	106,007.00-	18	216001	18	210115	Y	
		DES TUIT TO EPML	18	020001	28,033.00-	18	216001	18	210113	Y	
		DES TUIT TO MUSIC	18	020001	69,358.00-	18	216001	18	210112	Y	
		DES TUIT TO ECONOMIC ED	18	020001	644.00-	18	216001	18	210110	Y	
		DES TUIT TO CIDM	18	020001	47,504.00-	18	216001	18	210109	Y	
		DES TUIT TO COMM DIS	18	020001	30,700.00-	18	216001	18	210114	Y	
		DES TUIT TO CP	18	020001	31,030.00-	18	216001	18	210105	Y	
		DES TUIT TO MMGB	18	020001	45,451.00-	18	216001	18	210108	Y	
		DES TUIT TO NURS	18	020001	60,505.00-	18	216001	18	210106	Y	
		DES TUIT TO AG	18	020001	57,530.00-	18	216001	18	210104	Y	
		DES TUIT TO LEES	18	020001	54,104.00-	18	216001	18	210103	Y	
		DES TUIT TO VPAA CONT	18	020001	42,776.00-	18	216001	18	210101	Y	
		DES TUIT TO AEF	18	020001	63,594.00-	18	216001	18	210107	Y	
		Des Tuit to	18	020002	25,000.00-	18	216001	18	220009	Y	
		DES Tuit to NF-Research	18	020002	76,799.00-	18	216001	18	221997	Y	
		DES Tuit to NF-Public Service	18	020003	76,799.00-	18	216001	18	222997	Y	
		Des Tuit to	18	020004	14,008.00-	18	216001	18	223019	Y	
		NURS DIFF TO SIM CENT	18	020004	90,000.00-	18	216027	18	213131	Y	

Printed on a Xerox 9700 Laser Printing System at the Computing Services Center / Texas A&M University

Form: URGB01 (02/05/85)

CC	Account	Transaction Description	Offset CC	Offset Account	Amount	Actual Entry From CC	Actual Entry From Account	Actual Entry To CC	Actual Entry To Account	Feed	Mand
18	020007	OPERATION & MAINTENANCE OF PLANT									
		Grad Des Tuit to Grad Dean Sc	18	020004	150,518.00-	18	216040	18	213115	Y	
		Grad Des Tuit to Grad Dean Misc	18	020004	205,387.00-	18	216040	18	203005	Y	
		USF to NF-Academic Support	18	020004	1,203,800.00-	18	216034	18	223997	Y	
		USF TO ADVISING FEE EXPEND	18	020004	771,574.00-	18	216034	18	203132	Y	
		DES Tuit to NF-Academic Support	18	020004	696,091.00-	18	216001	18	223997	Y	
		DES TUIT TO VPAA TUIT HOLD	18	020004	120,000.00-	18	216001	18	213200	Y	
		DES TUIT TO FAC SEN	18	020004	1,056.00-	18	216001	18	213127	Y	
		Des Tuit to Library	18	020004	129,089.00-	18	216001	18	213126	Y	
		Des Tuit to Honors	18	020004	6,800.00-	18	216001	18	213122	Y	
		Des Tuit to Int Student Advis	18	020004	5,882.00-	18	216001	18	213120	Y	
		Des Tuit to Advising Srvcs	18	020004	2,478.00-	18	216001	18	213121	Y	
		Des Tuit to Contingency NHS	18	020004	5,000.00-	18	216001	18	213119	Y	
		Des Tuit to Livestock Judg	18	020004	1,040.00-	18	216001	18	213118	Y	
		Des Tuit to FacDev Leave	18	020004	15,000.00-	18	216001	18	213123	Y	
		DES TUIT TO DEAN FAH	18	020004	10,315.00-	18	216001	18	213113	Y	
		Des Tuit to School fo ECSM	18	020004	46,885.00-	18	216001	18	213117	Y	
		DES TUIT TO DEAN EDSS	18	020004	12,441.00-	18	216001	18	213114	Y	
		DES TUIT TO DEAN COB	18	020004	7,322.00-	18	216001	18	213112	Y	
		DES TUIT TO DEAN ASE	18	020004	10,710.00-	18	216001	18	213111	Y	
		Des Tuit to Teach Exc Cntr	18	020004	35,675.00-	18	216001	18	213110	Y	
		DES TUIT TO DEAN NHS	18	020004	12,405.00-	18	216001	18	213116	Y	
		Des Tuit to VPAA	18	020004	40,293.00-	18	216001	18	213109	Y	
		DES TUIT TO contingency ECSM	18	020004	3,000.00-	18	216001	18	213108	Y	
		DES TUIT TO AVP LEARN ASSES	18	020004	35,050.00-	18	216001	18	213107	Y	
		DES TUIT TO QEP LOCAL	18	020004	168,202.00-	18	216001	18	203084	Y	
		DES TUIT TO STUDY ABROAD	18	020004	35,031.00-	18	216001	18	203072	Y	
		DES TUIT TO RODEO PROGRAM	18	020005	117,454.00-	18	216001	18	204071	Y	
		USF TO CONVOCATION	18	020005	15,000.00-	18	216034	18	204060	Y	
		USF TO STUDENT RECRUITMENT	18	020005	315,956.00-	18	216034	18	204062	Y	
		USF TO 1-800 TELE	18	020005	1,000.00-	18	216034	18	204061	Y	
		USF TO GRADUATION	18	020005	60,240.00-	18	216034	18	204059	Y	
		Des Tuit to FYE	18	020005	13,000.00-	18	216001	18	214113	Y	
		REC SPORTS TO REC SPORTS	18	020005	239,194.00-	18	216007	18	214146	Y	
		DES TUIT TO ADMISS	18	020005	339,541.00-	18	216001	18	214105	Y	
		Des Tuit to NF-Student Services	18	020005	561,428.00-	18	216001	18	224997	Y	
		DES TUIT TO FIN AID	18	020005	43,012.00-	18	216001	18	214103	Y	
		USF to NF-Student Services	18	020005	1,066,138.00-	18	216034	18	224997	Y	
		DES TUIT TO COPP ED	18	020005	2,000.00-	18	216001	18	214000	Y	
		Des Tuit to Pep Band	18	020005	2,089.00-	18	216001	18	214140	Y	
		DES TUIT_TO CAREER SVCS	18	020005	5,000.00-	18	216001	18	214136	Y	
		Des Tuit to Scholar Srvcs	18	020005	27,687.00-	18	216001	18	214114	Y	
		Des Tuit to	18	020005	9,298.00-	18	216001	18	214189	Y	
		DES TUIT TO CHEERLEADERS	18	020005	33,500.00-	18	216001	18	214143	Y	
		Des Tuit to Cont. Student Aff	18	020005	1,044.00-	18	216001	18	214119	Y	
		DES TUIT TO REGISTRAR	18	020005	62,957.00-	18	216001	18	214002	Y	
		DES TUIT TO VET RES CNTR	18	020005	5,000.00-	18	216001	18	204117	Y	

Printed on a Xerox 9700 Laser Printing System at the Computing Services Center / Texas A&M University

Form: URGB01 (02/05/85)

CC	Account	Transaction Description	- Offset - CC	Account	Amount	Actual Entry From CC	Account	To CC	Account	Feed	Mand
18	020007	OPERATION & MAINTENANCE OF PLANT									
		DES TUIT TO FRESHMEN CONVOCA	18	020005	13,000.00-	18	216001	18	204060	Y	
		DES TUIT TO SUPP INST	18	020005	31,250.00-	18	216001	18	204065	Y	
		DES TUIT TO STUD RECRUIT	18	020005	135,306.00-	18	216001	18	204062	Y	
		DES TUIT TO ADVER & MKT	18	020006	372,268.00-	18	216001	18	205027	Y	
		DES TUIT TO PRES	18	020006	42,982.00-	18	216001	18	215100	Y	
		USF TO IT SVC SUPP	18	020006	27,412.00-	18	216034	18	225160	Y	
		USF to NF-Institutional Supp	18	020006	730,027.00-	18	216034	18	225997	Y	
		USF TO NETWORK SVCS	18	020006	305,478.00-	18	216034	18	205072	Y	
		UII TO DEBT SVC	18	020006	143,280.00	18	225016	18	226013	Y	
		UII TO PRES RESIDENCE MISC	18	020006	4,143.00	18	225016	18	226026	Y	
		USF TO IT SVC CTR	18	020006	107,014.00-	18	216034	18	205071	Y	
		USF TO COMP SVC	18	020006	411,663.00-	18	216034	18	205070	Y	
		USF TO TELECOMM SVC	18	020006	90,074.00-	18	216034	18	205068	Y	
		USF TO GOLD CARD	18	020006	95,673.00-	18	216034	18	205069	Y	
		Des Tuit to NF-Institutional Supp	18	020006	247,450.00-	18	216001	18	225997	Y	
		DES TUIT TO GIP SUPP	18	020006	40,000.00-	18	216001	18	225066	Y	
		DES TUIT TO MKT ADJ	18	020006	410,926.00-	18	216001	18	225017	Y	
		DES TUIT TO ANNUAL FUND	18	020006	57,843.00-	18	216001	18	225042	Y	
		DES TUIT TO TAMUS ASSESS	18	020006	1,049,063.00-	18	216001	18	225037	Y	
		Des Tuit to	18	020006	7,075.00-	18	216001	18	225009	Y	
		DES TUIT TO Regional Giv	18	020006	10,000.00-	18	216001	18	225048	Y	
		Des Tuit to	18	020006	3,193.00-	18	216001	18	215205	Y	
		USF TO COMM & MKT SAL	18	020006	57,235.00-	18	216034	18	205076	Y	
		USF TO BUS OPER	18	020006	265,162.00-	18	216034	18	205075	Y	
		USF TO PC SUPPORT	18	020006	89,362.00-	18	216034	18	205074	Y	
		USF TO WEB SVCS	18	020006	166,852.00-	18	216034	18	205073	Y	
		DES TUIT TO BUS OFC	18	020006	683,777.00-	18	216001	18	215204	Y	
		Des Tuit to	18	020006	102,553.00-	18	216001	18	215203	Y	
		Des Tuit to	18	020006	2,500.00-	18	216001	18	215138	Y	
		Des Tuit to	18	020006	25,000.00-	18	216001	18	215131	Y	
		DES TUIT TO VPSA	18	020006	21,119.00-	18	216001	18	215130	Y	
		Des Tuit to	18	020006	10,069.00-	18	216001	18	215129	Y	
		DES TUIT to PRES Trav	18	020006	17,500.00-	18	216001	18	215145	Y	
		Des Tuit to	18	020006	184,232.00-	18	216001	18	215139	Y	
		Des Tuit to	18	020006	65,754.00-	18	216001	18	215128	Y	
		UII TO FESTIVAL OF LIGHTS	18	020006	1,000.00	18	225016	18	206014	Y	
		Des Tuit to	18	020006	33,589.00-	18	216001	18	215125	Y	
		Des Tuit to	18	020006	22,003.00-	18	216001	18	215124	Y	
		Des Tuit to	18	020006	11,300.00-	18	216001	18	215123	Y	
		Des Tuit to	18	020006	46,900.00-	18	216001	18	215122	Y	
		Des Tuit to	18	020006	7,200.00-	18	216001	18	215127	Y	
		Des Tuit to	18	020006	109,980.00-	18	216001	18	215126	Y	
		Des Tuit to	18	020006	20,944.00-	18	216001	18	215121	Y	
		Des Tuit to	18	020006	3,363.00-	18	216001	18	215118	Y	
		Des Tuit to	18	020006	47,753.00-	18	216001	18	215116	Y	
		Des Tuit to	18	020006	4,712.00-	18	216001	18	215115	Y	

Printed on a Xerox 9700 Laser Printing System at the Computing Services Center / Texas A&M University

Form: URGB01 (02/05/85)

CC	Account	Transaction Description	- Offset - CC	Account	Amount	Actual Entry From CC	Account	To CC	Account	Feed	Mand
18	020007	OPERATION & MAINTENANCE OF PLANT									
		DES TUIT TO VPIA	18	020006	33,024.00-	18	216001	18	215113	Y	
		Des Tuit to	18	020006	208,203.00-	18	216001	18	215120	Y	
		Des Tuit to	18	020006	356,155.00-	18	216001	18	215119	Y	
		DES TUIT TO INSTI RESE	18	020006	20,829.00-	18	216001	18	215110	Y	
		DES TUIT TO HR	18	020006	151,290.00-	18	216001	18	215106	Y	
		DES TUIT TO PURCH	18	020006	39,014.00-	18	216001	18	215105	Y	
		DES TUIT TO CIO	18	020006	8,708.00-	18	216001	18	215103	Y	
		DES TUIT TO VPBF	18	020006	44,141.00-	18	216001	18	215101	Y	
		DES TUIT TO COMM & MKT	18	020006	116,804.00-	18	216001	18	215109	Y	
		DES TUIT TO BUDGET	18	020006	5,665.00-	18	216001	18	215107	Y	
		DES TUIT TO TRASH DISPOSAL	18	020006	98,400.00-	18	216001	18	205083	Y	
		DES TUIT TO VPSA	18	020006	2,105.00-	18	216001	18	205042	Y	
		DES TUIT TO ACCREDI	18	020006	20,800.00-	18	216001	18	205034	Y	
		DES TUIT TO RISK MGMT	18	020006	5,360.00-	18	216001	18	205058	Y	
		DES TUIT TO UG SET ASIDE	18	020009	1,944,795.00-	18	216001	18	207004	Y	
		NURS DIFF TO Inst Sch	18	020009	9,682.00-	18	216027	18	207003	Y	
		NURS DIFF TO GRAD SET AS	18	020009	8,357.00-	18	216027	18	207005	Y	
		ECS DIFF TO BE ON TIME	18	020009	9,570.00-	18	216032	18	207003	Y	
		ECS DIFF TO UG SET ASID	18	020009	28,710.00-	18	216032	18	207004	Y	
		ECS DIFF TO GRAD SET ASI	18	020009	592.00-	18	216032	18	207005	Y	
		BUS DIFF TO GRAD SET ASI	18	020009	42,766.00-	18	216031	18	207005	Y	
		Grad Des Tuit to GR Set Aside	18	020009	52,905.00-	18	216040	18	207005	Y	
		BUS DIFF TO INST SCH	18	020009	35,941.00-	18	216031	18	207003	Y	
		NURS DIFF TO UG SET AS	18	020009	29,047.00-	18	216027	18	207004	Y	
		BUS DIFF TO UG SET ASI	18	020009	107,824.00-	18	216031	18	207004	Y	
		DES TUIT TO GRAD SET ASIDE	18	020009	271,696.00-	18	216001	18	207005	Y	
		DES TUIT TO INSTI SCH	18	020009	738,832.00-	18	216001	18	207003	Y	
		DES TUIT TO TUIT ASSIST	18	020009	16,700.00-	18	216001	18	207001	Y	
		SSF TO ACT CTR	18	032991	231,000.00	18	032991	18	206001	Y	
		UCF TO TAMUS BOND DEBT	18	032992	542,370.00	18	032992	18	226013	Y	
		UCF TO UCF RESERVE	18	032992	43,845.00	18	032992	18	216004	Y	
		rl TO FTBL	18	033038	50,000.00	18	305038	18	237002	Y	
		rl TO WMS GOLF	18	033038	2,500.00	18	305038	18	237013	Y	
		rl TO MNS GOLF	18	033038	2,500.00	18	305038	18	237012	Y	
		rl TO MNS SOCCER	18	033038	7,500.00	18	305038	18	237014	Y	
		rl TO MNS BASKETBALL	18	033038	15,000.00	18	305038	18	237003	Y	
		rl TO Wm's T&F	18	033038	15,000.00	18	305038	18	237011	Y	
		rl TO BASEBALL	18	033038	15,000.00	18	305038	18	237007	Y	
		rl TO MNS TRACK	18	033038	15,000.00	18	305038	18	237008	Y	
		rl TO SOFTBALL	18	033038	7,500.00	18	305038	18	237005	Y	
		rl TO WMS BB	18	033038	17,500.00	18	305038	18	237004	Y	
		rl TO WMS SOCCER	18	033038	7,500.00	18	305038	18	237009	Y	
		rl TO VOLLEYBALL	18	033038	15,000.00	18	305038	18	237006	Y	
		ATH FEE TO SPORTS COMPLEX	18	035125	388,377.00	18	035125	18	206032	Y	
		TUIT & FEE DISCOUNTS	18	040009	6,009,551.00	18	040009	18	216100	Y	
		GIFTS TO DEBT SVC	18	095001	300,000.00	18	958001	18	226013	N	
		** Decrease in Fund Balance **			20,503,615.00-						

Printed on a Xerox 9700 Laser Printing System at the Computing Services Center / Texas A&M University

Form: URGB01 (02/05/85)

CC	Account	Transaction Description	- Offset - CC	Account	Amount	Actual Entry From CC	Account	To CC	Account	Feed	Mand
18	020009	SCHOLARSHIPS									
		UII TO TUIT ASSIST	18	020006	58,300.00	18	225016	18	207001	Y	
		NURS DIFF TO Inst Sch	18	020007	9,682.00	18	216027	18	207003	Y	
		Grad Des Tuit to GR Set Aside	18	020007	52,905.00	18	216040	18	207005	Y	
		ECS DIFF TO BE ON TIME	18	020007	9,570.00	18	216032	18	207003	Y	
		ECS DIFF TO GRAD SET ASI	18	020007	592.00	18	216032	18	207005	Y	
		ECS DIFF TO UG SET ASID	18	020007	28,710.00	18	216032	18	207004	Y	
		NURS DIFF TO GRAD SET AS	18	020007	8,357.00	18	216027	18	207005	Y	
		BUS DIFF TO UG SET ASI	18	020007	107,824.00	18	216031	18	207004	Y	
		BUS DIFF TO INST SCH	18	020007	35,941.00	18	216031	18	207003	Y	
		NURS DIFF TO UG SET AS	18	020007	29,047.00	18	216027	18	207004	Y	
		BUS DIFF TO GRAD SET ASI	18	020007	42,766.00	18	216031	18	207005	Y	
		DES TUIT TO INSTI SCH	18	020007	738,832.00	18	216001	18	207003	Y	
		DES TUIT TO GRAD SET ASIDE	18	020007	271,696.00	18	216001	18	207005	Y	
		DES TUIT TO TUIT ASSIST	18	020007	16,700.00	18	216001	18	207001	Y	
		DES TUIT TO UG SET ASIDE	18	020007	1,944,795.00	18	216001	18	207004	Y	
		** Increase in Fund Balance **			3,355,717.00						
18	030000	INTERCOLLEGIATE ATHLETICS									
		DES TUIT TO TICKET OFC	18	020006	505.00	18	020006	18	300033	Y	
		DES TUIT TO WMS SOCCER	18	020006	28,152.00	18	020006	18	300027	Y	
		DES TUIT TO VOLLEYBALL	18	020006	83,724.00	18	020006	18	300022	Y	
		DES TUIT TO MEDICAL	18	020006	237,109.00	18	020006	18	300035	Y	
		DES TUIT TO MNS GOLF	18	020006	41,625.00	18	020006	18	300021	Y	
		DES TUIT TO MNS BASKETBALL	18	020006	185,433.00	18	020006	18	300003	Y	
		DES TUIT TO BASEBALL	18	020006	88,549.00	18	020006	18	300015	Y	
		DES TUIT TO WMS BB	18	020006	94,579.00	18	020006	18	300011	Y	
		DES TUIT TO ATH ADMIN	18	020006	358,010.00	18	020006	18	300013	Y	
		DES TUIT TO FTBL	18	020006	404,607.00	18	020006	18	300001	Y	
		DES TUIT TO TRAINING	18	020006	18,100.00	18	020006	18	300016	Y	
		DES TUIT TO MNS SOCCER	18	020006	10,342.00	18	020006	18	300007	Y	
		DES TUIT TO MEDIA	18	020006	160,963.00	18	020006	18	300014	Y	
		FOOD SVC TO FTBL	18	034011	100,000.00	18	306011	18	300001	Y	
		FOOD SVC TO WMS SOCCER	18	034011	50,000.00	18	306011	18	300027	Y	
		FOOD SVC TO MNS GOLF	18	034011	40,000.00	18	306011	18	300021	Y	
		FOOD SVC TO WMS BASKETBALL	18	034011	150,000.00	18	306011	18	300011	Y	
		FOOD SVC TO MNS SOCCER	18	034011	95,000.00	18	306011	18	300007	Y	
		FOOD SVC TO VOLLEYBALL	18	034011	100,000.00	18	306011	18	300022	Y	
		FOOD SVC TO BASEBALL	18	034011	50,000.00	18	306011	18	300015	Y	
		FOOD SVC TO MNS BASKETBALL	18	034011	150,000.00	18	306011	18	300003	Y	
		ATH FEE TO EQUESTRIAN	18	035125	57,510.00	18	315125	18	300020	Y	
		ATH FEE TO VOLLEYBALL	18	035125	51,844.00	18	315125	18	300022	Y	
		ATH FEE TO TICKET OFFICE	18	035125	53,765.00	18	315125	18	300033	Y	
		ATH FEE TO MNS GOLF	18	035125	19,418.00	18	315125	18	300021	Y	
		ATH FEE TO WMS SOCCER	18	035125	94,871.00	18	315125	18	300027	Y	
		ATH FEE TO BASEBALL	18	035125	131,739.00	18	315125	18	300015	Y	
		ATH FEE TO TRAINING	18	035125	197,310.00	18	315125	18	300016	Y	

Printed on a Xerox 9700 Laser Printing System at the Computing Services Center / Texas A&M University

Form: URGB01 (02/05/85)

CC	Account	Transaction Description	- Offset - CC	Account	Amount	Actual Entry From CC	Account	To CC	Account	Feed	Mand
18	030000	INTERCOLLEGIATE ATHLETICS									
		ATH FEE TO ATH ADMIN	18	035125	178,074.00	18	315125	18	300013	Y	
		ATH FEE TO WMS BB	18	035125	77,364.00	18	315125	18	300011	Y	
		ATH FEE TO MEDIA	18	035125	24,606.00	18	315125	18	300014	Y	
		ATH FEE TO MNS SOCCER	18	035125	78,276.00	18	315125	18	300007	Y	
		ATH FEE TO BASKETBALL	18	035125	48,530.00	18	315125	18	300003	Y	
		ATH FEE TO FTBL	18	035125	288,382.00	18	315125	18	300001	Y	
		Corp Spo TO FTBL	18	035133	14,580.00	18	315133	18	300001	Y	
		Corp Spo TO MNS GOLF	18	035133	2,500.00	18	315133	18	300021	Y	
		Corp Spo TO WMS SOCCER	18	035133	2,500.00	18	315133	18	300027	Y	
		Corp Spo TO VOLLEYBALL	18	035133	10,000.00	18	315133	18	300022	Y	
		Corp Spo to Training Room	18	035133	12,800.00	18	315133	18	300016	Y	
		Corp Spo TO BASEBALL	18	035133	5,000.00	18	315133	18	300015	Y	
		Corp Spo to Ath Admin	18	035133	43,120.00	18	315133	18	300013	Y	
		Corp Spo TO WMS BB	18	035133	10,000.00	18	315133	18	300011	Y	
		Corp Spo TO BASKETBALL	18	035133	10,000.00	18	315133	18	300003	Y	
		Corp Spo TO MNS SOCCER	18	035133	2,500.00	18	315133	18	300007	Y	
		BC TO Athletic Admin	18	040004	24,080.00	18	040004	18	300013	Y	
		ATH DEBT SVC TO SAGO	01	088834	2,229,732.00-	18	030000	01	088834	N	Y
		** Increase in Fund Balance **			1,655,735.00						
18	030018	Women's Softball									
		DES TUIT TO SOFTBALL	18	020006	122,768.00	18	020006	18	300018	Y	
		FOOD SVC TO SOFTBALL	18	034011	75,000.00	18	306011	18	300018	Y	
		ATH FEE TO SOFTBALL	18	035125	81,610.00	18	315125	18	300018	Y	
		Corp Spo TO SOFTBALL	18	035133	10,000.00	18	315133	18	300018	Y	
		** Increase in Fund Balance **			289,378.00						
18	030032	Women's Golf									
		DES TUIT TO WMS GOLF	18	020006	49,045.00	18	020006	18	300032	Y	
		FOOD SVC TO WMS GOLF	18	034011	40,000.00	18	306011	18	300032	Y	
		ATH FEE TO WMS GOLF	18	035125	35,442.00	18	315125	18	300032	Y	
		Corp Spo TO WMS GOLF	18	035133	2,500.00	18	315133	18	300032	Y	
		** Increase in Fund Balance **			126,987.00						
18	030034	Strength and Conditioning									
		DES TUIT TO STRENGTH & COND	18	020006	6,732.00	18	020006	18	300034	Y	
		ATH FEE TO STRENGHT & COND	18	035125	220,368.00	18	315125	18	300034	Y	
		** Increase in Fund Balance **			227,100.00						
18	030040	Academic Success									
		DES TUIT TO ACADEMIC SUCC	18	020006	8,500.00	18	020006	18	300040	Y	
		Corp Spo TO ACADEMIC SUCC	18	035133	4,500.00	18	315133	18	300040	Y	
		** Increase in Fund Balance **			13,000.00						
18	030041	Men's Track&Field/Cross Countr									
		DES TUIT TO MNS TRACK	18	020006	15,870.00	18	020006	18	300041	Y	

Printed on a Xerox 9700 Laser Printing System at the Computing Services Center / Texas A&M University

Form: URGB01 (02/05/85)

CC	Account	Transaction Description	- Offset - CC	Account	Amount	Actual Entry From CC	Account	To CC	Account	Feed	Mand
18	030041	Men's Track&Field/Cross Countr									
		FOOD SVC TO MNS TRACK	18	034011	75,000.00	18	306011	18	300041	Y	
		ATH FEE TO MNS TRACK & F	18	035125	115,766.00	18	315125	18	300041	Y	
		Corp Spo TO MNS TRACK & F	18	035133	5,000.00	18	315133	18	300041	Y	
		** Increase in Fund Balance **			211,636.00						
18	030044	Women's Track&Field/CrossCount									
		DES TUIT TO WMS TRACK	18	020006	36,711.00	18	020006	18	300044	Y	
		FOOD SVC TO WMS TRACK	18	034011	75,000.00	18	306011	18	300044	Y	
		ATH FEE TO WMS TRACK & F	18	035125	81,116.00	18	315125	18	300044	Y	
		Corp Spo TO WMS TRACK & F	18	035133	5,000.00	18	315133	18	300044	Y	
		** Increase in Fund Balance **			197,827.00						
18	031030	AdmitHub									
		SSF TO StrengthQuest	18	032991	16,500.00	18	324001	18	338502	Y	
		** Increase in Fund Balance **			16,500.00						
18	031081	Kid's Kollege									
		SSF TO KIDS KOLLEGE	18	032991	138,000.00	18	324001	18	304081	Y	
		** Increase in Fund Balance **			138,000.00						
18	032021	Parent's Day									
		SSF TO FAMILY WEEK	18	032991	7,000.00	18	324001	18	314021	Y	
		** Increase in Fund Balance **			7,000.00						
18	032027	Student Svc Fee Contingency									
		SSF TO SSF CONT	18	032991	56,473.00	18	324001	18	314027	Y	
		** Increase in Fund Balance **			56,473.00						
18	032900	Purchased GA Services									
		DES TUIT TO PURCH GA SVCS	18	020006	95,306.00	18	020006	18	314900	Y	
		SSF TO PURCH GA SVCS	18	032991	57,474.00	18	324001	18	314900	Y	
		** Increase in Fund Balance **			152,780.00						
18	032991	Student Service Fee Control									
		SSF TO STUDY ABROAD	18	020004	50,849.00-	18	032991	18	203072	Y	
		SSF TO COFAH	18	020004	392,413.00-	18	032991	18	213144	Y	
		SSF TO RODEO TEAM TRAVEL	18	020005	43,111.00-	18	032991	18	214135	Y	
		SSF TO STUD AFFAIRS MKT	18	020005	68,500.00-	18	032991	18	214124	Y	
		SSF TO OFFICE OF COMP SCHOL	18	020005	58,000.00-	18	032991	18	214133	Y	
		SSF TO VETERANS RESOURCE CTR	18	020005	86,000.00-	18	032991	18	204117	Y	
		SSF TO CAREER SVCS	18	020005	190,000.00-	18	032991	18	214136	Y	
		SSF TO STUD EMPLOYMENT	18	020005	74,300.00-	18	032991	18	214127	Y	
		SSF TO STUD ACT	18	020005	183,746.00-	18	032991	18	214125	Y	
		SSF TO HOMECOMING	18	020005	4,500.00-	18	032991	18	214128	Y	
		SSF TO BUFF ALLIES	18	020005	3,000.00-	18	032991	18	204073	Y	
		SSF AG JUDGING TEAM	18	020005	33,193.00-	18	032991	18	214177	Y	

Printed on a Xerox 9700 Laser Printing System at the Computing Services Center / Texas A&M University

Form: URGB01 (02/05/85)

CC	Account	Transaction Description	- Offset - CC	Account	Amount	Actual Entry From CC	Account	To CC	Account	Feed	Mand
18	032991	Student Service Fee Control									
		SSF TO STUD COUNSELING	18	020005	392,000.00-	18	032991	18	214181	Y	
		SSF TO LEAD WT	18	020005	55,743.00-	18	032991	18	214175	Y	
		SSF TO TUTOR ASSIST	18	020005	178,000.00-	18	032991	18	214176	Y	
		SSF TO HERDSMEN	18	020005	26,458.00-	18	032991	18	214182	Y	
		SSF TO STUD SVCS ADMIN	18	020005	260,000.00-	18	032991	18	204115	Y	
		SSF TO STUD GOVT	18	020005	85,000.00-	18	032991	18	214145	Y	
		SSF TO AG QUIZ BOWL	18	020005	3,900.00-	18	032991	18	214159	Y	
		SSF TO BUFF BRAND	18	020005	9,891.00-	18	032991	18	214147	Y	
		SSF TO PEER LEADERS	18	020005	52,000.00-	18	032991	18	214156	Y	
		SSF TO REC SPORTS	18	020005	281,000.00-	18	032991	18	214146	Y	
		SSF TO SIFE	18	020005	14,278.00-	18	032991	18	214157	Y	
		SSF TO STUD DISABILITY SVCS	18	020005	100,000.00-	18	032991	18	214142	Y	
		SSF TO GUEST ARTIST SERIES	18	020005	19,000.00-	18	032991	18	214161	Y	
		SSF TO WT BOWLING	18	020005	40,375.00-	18	032991	18	214148	Y	
		SSF TO CORE	18	020005	259,699.00-	18	032991	18	214155	Y	
		SSF TO STUD SUCCESS CTR	18	020005	105,000.00-	18	032991	18	204069	Y	
		SSF TO DIVERSITY AND INCL	18	020006	8,611.00-	18	032991	18	215131	Y	
		SSF TO DIST LECTURE	18	020006	112,569.00-	18	032991	18	214141	Y	
		SSF TO ACT CTR	18	020007	231,000.00-	18	032991	18	206001	Y	
		SSF TO StrengthQuest	18	031030	16,500.00-	18	324001	18	338502	Y	
		SSF TO KIDS KOLLEGE	18	031081	138,000.00-	18	324001	18	304081	Y	
		SSF TO FAMILY WEEK	18	032021	7,000.00-	18	324001	18	314021	Y	
		SSF TO SSF CONT	18	032027	56,473.00-	18	324001	18	314027	Y	
		SSF TO PURCH GA SVCS	18	032900	57,474.00-	18	324001	18	314900	Y	
		SSF TO Welcome Week	18	035506	6,964.00-	18	324001	18	338506	Y	
		SSF TO MUSEUM M&O	18	040004	10,500.00-	18	032991	18	423107	Y	
		** Decrease in Fund Balance **			3,715,047.00-						
18	032992	SCC Fee - Control									
		UCF TO TAMUS BOND DEBT	18	020007	542,370.00-	18	032992	18	226013	Y	
		UCF TO UCF RESERVE	18	020007	43,845.00-	18	032992	18	216004	Y	
		UCF TO JBK	18	034033	830,144.00-	18	324002	18	306033	Y	
		** Decrease in Fund Balance **			1,416,359.00-						
18	033013	Post Office									
		DES TUIT TO POST OFFICE	18	020006	11,448.00	18	020006	18	305013	Y	
		** Increase in Fund Balance **			11,448.00						
18	033038	Athletic Housing Scholarships									
		rl TO VOLLEYBALL	18	020007	15,000.00-	18	305038	18	237006	Y	
		rl TO MNS SOCCER	18	020007	7,500.00-	18	305038	18	237014	Y	
		rl TO MNS GOLF	18	020007	2,500.00-	18	305038	18	237012	Y	
		rl TO WMS GOLF	18	020007	2,500.00-	18	305038	18	237013	Y	
		rl TO MNS TRACK	18	020007	15,000.00-	18	305038	18	237008	Y	
		rl TO BASEBALL	18	020007	15,000.00-	18	305038	18	237007	Y	
		rl TO WMS BB	18	020007	17,500.00-	18	305038	18	237004	Y	

Printed on a Xerox 9700 Laser Printing System at the Computing Services Center / Texas A&M University

Form: URGB01 (02/05/85)

CC	Account	Transaction Description	- Offset - CC	Account	Amount	-------- Actual Entry --------- ---- From ----- CC	Account	----- To ------ CC	Account	Feed	Mand
18	033038	Athletic Housing Scholarships									
		rl TO Wm's T&F	18	020007	15,000.00-	18	305038	18	237011	Y	
		rl TO SOFTBALL	18	020007	7,500.00-	18	305038	18	237005	Y	
		rl TO WMS SOCCER	18	020007	7,500.00-	18	305038	18	237009	Y	
		rl TO FTBL	18	020007	50,000.00-	18	305038	18	237002	Y	
		rl TO MNS BASKETBALL	18	020007	15,000.00-	18	305038	18	237003	Y	
		** Decrease in Fund Balance **			170,000.00-						
18	033206	TAMUS Bond Debt Service									
		RES HALL DEBT SVC	18	035183	5,137,559.00	18	315183	18	305206	Y	
		AUX TO SAGO FOR DEBT SVC	01	088834	5,322,973.00-	18	033206	01	088834	N	Y
		** Decrease in Fund Balance **			185,414.00-						
18	033705	Miscellaneous Income									
		TUIT & FEE DISCOUNTS	18	040009	2,266,747.00	18	040009	18	305705	Y	
		** Increase in Fund Balance **			2,266,747.00						
18	033901	Residential Living Common Exp									
		RES LIV TO LAUNDRY	18	035184	11,000.00-	18	305901	18	315184	Y	
		RES LIV TO HALL DUES	18	035185	46,000.00-	18	305901	18	315185	Y	
		** Decrease in Fund Balance **			57,000.00-						
18	034011	Food Service									
		FOOD SVC TO MNS BASKETBALL	18	030000	150,000.00-	18	306011	18	300003	Y	
		FOOD SVC TO WMS BASKETBALL	18	030000	150,000.00-	18	306011	18	300011	Y	
		FOOD SVC TO VOLLEYBALL	18	030000	100,000.00-	18	306011	18	300022	Y	
		FOOD SVC TO BASEBALL	18	030000	50,000.00-	18	306011	18	300015	Y	
		FOOD SVC TO MNS GOLF	18	030000	40,000.00-	18	306011	18	300021	Y	
		FOOD SVC TO MNS SOCCER	18	030000	95,000.00-	18	306011	18	300007	Y	
		FOOD SVC TO WMS SOCCER	18	030000	50,000.00-	18	306011	18	300027	Y	
		FOOD SVC TO FTBL	18	030000	100,000.00-	18	306011	18	300001	Y	
		FOOD SVC TO SOFTBALL	18	030018	75,000.00-	18	306011	18	300018	Y	
		FOOD SVC TO WMS GOLF	18	030032	40,000.00-	18	306011	18	300032	Y	
		FOOD SVC TO MNS TRACK	18	030041	75,000.00-	18	306011	18	300041	Y	
		FOOD SVC TO WMS TRACK	18	030044	75,000.00-	18	306011	18	300044	Y	
		FOOD SVC TO DEF MAINT	18	035937	250,000.00-	18	306011	18	342017	Y	
		** Decrease in Fund Balance **			1,250,000.00-						
18	034033	JBK Student Center									
		UCF TO JBK	18	032992	830,144.00	18	324002	18	306033	Y	
		** Increase in Fund Balance **			830,144.00						
18	035125	Intercollegt Ath Fee - Control									
		ATH FEE TO PEP BAND	18	020005	27,911.00-	18	035125	18	214140	Y	
		ATH FEE TO SPORTS COMPLEX	18	020007	388,377.00-	18	035125	18	206032	Y	
		ATH FEE TO MNS SOCCER	18	030000	78,276.00-	18	315125	18	300007	Y	
		ATH FEE TO WMS SOCCER	18	030000	94,871.00-	18	315125	18	300027	Y	

Printed on a Xerox 9700 Laser Printing System at the Computing Services Center / Texas A&M University

Form: URGB01 (02/05/85)

CC	Account	Transaction Description	- Offset - CC	Account	Amount	Actual Entry From CC	From Account	To CC	To Account	Feed	Mand
18	035125	Intercollegt Ath Fee - Control									
		ATH FEE TO TICKET OFFICE	18	030000	53,765.00-	18	315125	18	300033	Y	
		ATH FEE TO VOLLEYBALL	18	030000	51,844.00-	18	315125	18	300022	Y	
		ATH FEE TO MNS GOLF	18	030000	19,418.00-	18	315125	18	300021	Y	
		ATH FEE TO BASKETBALL	18	030000	48,530.00-	18	315125	18	300003	Y	
		ATH FEE TO MEDIA	18	030000	24,606.00-	18	315125	18	300014	Y	
		ATH FEE TO TRAINING	18	030000	197,310.00-	18	315125	18	300016	Y	
		ATH FEE TO BASEBALL	18	030000	131,739.00-	18	315125	18	300015	Y	
		ATH FEE TO WMS BB	18	030000	77,364.00-	18	315125	18	300011	Y	
		ATH FEE TO EQUESTRIAN	18	030000	57,510.00-	18	315125	18	300020	Y	
		ATH FEE TO ATH ADMIN	18	030000	178,074.00-	18	315125	18	300013	Y	
		ATH FEE TO FTBL	18	030000	288,382.00-	18	315125	18	300001	Y	
		ATH FEE TO SOFTBALL	18	030018	81,610.00-	18	315125	18	300018	Y	
		ATH FEE TO WMS GOLF	18	030032	35,442.00-	18	315125	18	300032	Y	
		ATH FEE TO STRENGHT & COND	18	030034	220,368.00-	18	315125	18	300034	Y	
		ATH FEE TO MNS TRACK & F	18	030041	115,766.00-	18	315125	18	300041	Y	
		ATH FEE TO WMS TRACK & F	18	030044	81,116.00-	18	315125	18	300044	Y	
		ATH FEE TO DEBT SVC RESERVE	18	035150	761,153.00-	18	315125	18	315150	Y	
		ATH FEE TO EVEN OP	18	035173	1,314.00-	18	315125	18	315173	Y	
		ATH FEE TO COMPLIANCE	18	035212	61,820.00-	18	315125	18	315212	Y	
		ATH FEE TO TICKET SALES	18	035213	9,265.00-	18	315125	18	315213	Y	
		ATH FEE TO FOOTBALL STADIUM OPS	18	035940	662,347.00-	18	315125	18	342020	Y	
		ATH FEE to Ath Leadership	18	035943	3,000.00-	18	315125	18	342023	Y	
		ATH FEE TO BUFFALO CLUB OP	18	040005	2,582.00-	18	035125	18	424003	Y	
		** Decrease in Fund Balance **			3,753,760.00-						
18	035133	Athletics Corporate Sponsorshi									
		Corp Spo TO BASEBALL	18	030000	5,000.00-	18	315133	18	300015	Y	
		Corp Spo TO WMS SOCCER	18	030000	2,500.00-	18	315133	18	300027	Y	
		Corp Spo TO VOLLEYBALL	18	030000	10,000.00-	18	315133	18	300022	Y	
		Corp Spo TO MNS GOLF	18	030000	2,500.00-	18	315133	18	300021	Y	
		Corp Spo to Training Room	18	030000	12,800.00-	18	315133	18	300016	Y	
		Corp Spo to Ath Admin	18	030000	43,120.00-	18	315133	18	300013	Y	
		Corp Spo TO WMS BB	18	030000	10,000.00-	18	315133	18	300011	Y	
		Corp Spo TO MNS SOCCER	18	030000	2,500.00-	18	315133	18	300007	Y	
		Corp Spo TO BASKETBALL	18	030000	10,000.00-	18	315133	18	300003	Y	
		Corp Spo TO FTBL	18	030000	14,580.00-	18	315133	18	300001	Y	
		Corp Spo TO SOFTBALL	18	030018	10,000.00-	18	315133	18	300018	Y	
		Corp Spo TO WMS GOLF	18	030032	2,500.00-	18	315133	18	300032	Y	
		Corp Spo TO ACADEMIC SUCC	18	030040	4,500.00-	18	315133	18	300040	Y	
		Corp Spo TO MNS TRACK & F	18	030041	5,000.00-	18	315133	18	300041	Y	
		Corp Spo TO WMS TRACK & F	18	030044	5,000.00-	18	315133	18	300044	Y	
		** Decrease in Fund Balance **			140,000.00-						
18	035150	TAMU Debt Service - Athletics									
		ATH FEE TO DEBT SVC RESERVE	18	035125	761,153.00	18	315125	18	315150	Y	
		** Increase in Fund Balance **			761,153.00						

Printed on a Xerox 9700 Laser Printing System at the Computing Services Center / Texas A&M University

Form: URGB01 (02/05/85)

CC	Account	Transaction Description	- Offset - CC	Account	Amount	Actual Entry From CC	From Account	To CC	To Account	Feed	Mand
18	035172	Athletic Bonus Reserve									
		DES TUIT TO BONUS RESERVE	18	020006	48,500.00	18	020006	18	315172	Y	
		** Increase in Fund Balance **			48,500.00						
18	035173	Athletic Event Operations									
		DES TUIT TO EVENT OPS	18	020006	125,466.00	18	020006	18	315173	Y	
		ATH FEE TO EVEN OP	18	035125	1,314.00	18	315125	18	315173	Y	
		** Increase in Fund Balance **			126,780.00						
18	035183	Residence Halls Debt Service									
		RES HALL DEBT SVC	18	033206	5,137,559.00-	18	315183	18	305206	Y	
		** Decrease in Fund Balance **			5,137,559.00-						
18	035184	Laundry Revenue - RL									
		RES LIV TO LAUNDRY	18	033901	11,000.00	18	305901	18	315184	Y	
		** Increase in Fund Balance **			11,000.00						
18	035185	Hall Dues Transfer									
		RES LIV TO HALL DUES	18	033901	46,000.00	18	305901	18	315185	Y	
		** Increase in Fund Balance **			46,000.00						
18	035212	Athletic Compliance									
		DES TUIT TO COMPLIANCE	18	020006	87,825.00	18	020006	18	315212	Y	
		ATH FEE TO COMPLIANCE	18	035125	61,820.00	18	315125	18	315212	Y	
		** Increase in Fund Balance **			149,645.00						
18	035213	Ticket Sales									
		DES TUIT TO ticket sales	18	020006	325.00	18	020006	18	315213	Y	
		ATH FEE TO TICKET SALES	18	035125	9,265.00	18	315125	18	315213	Y	
		** Increase in Fund Balance **			9,590.00						
18	035506	Welcome Week									
		SSF TO Welcome Week	18	032991	6,964.00	18	324001	18	338506	Y	
		** Increase in Fund Balance **			6,964.00						
18	035937	FOOD SERVICE DEFERRED MAINT									
		FOOD SVC TO DEF MAINT	18	034011	250,000.00	18	306011	18	342017	Y	
		** Increase in Fund Balance **			250,000.00						
18	035940	FOOTBALL STADIUM									
		ATH FEE TO FOOTBALL STADIUM OPS	18	035125	662,347.00	18	315125	18	342020	Y	
		** Increase in Fund Balance **			662,347.00						
18	035943	Athletic Leadership									
		ATH FEE to Ath Leadership	18	035125	3,000.00	18	315125	18	342023	Y	
		** Increase in Fund Balance **			3,000.00						

Printed on a Xerox 9700 Laser Printing System at the Computing Services Center / Texas A&M University

Form: URGB01 (02/05/85)

CC	Account	Transaction Description	- Offset - CC	Account	Amount	Actual Entry From CC	From Account	To CC	To Account	Feed	Mand
18	040004	ACADEMIC SUPPORT									
		BC TO BC Golf Tourn	18	020005	15,000.00-	18	040004	18	204076	Y	
		BC TO Athletic Admin	18	030000	24,080.00-	18	040004	18	300013	Y	
		SSF TO MUSEUM M&O	18	032991	10,500.00	18	032991	18	423107	Y	
		** Decrease in Fund Balance **			28,580.00-						
18	040005	STUDENT SERVICES									
		DES TUIT TO buff club	18	020006	2,089.00	18	020006	18	424003	Y	
		ATH FEE TO BUFFALO CLUB OP	18	035125	2,582.00	18	035125	18	424003	Y	
		** Increase in Fund Balance **			4,671.00						
18	040009	SCHOLARSHIPS									
		TUIT & FEE DISCOUNTS	18	010006	4,132,013.00-	18	040009	18	100099	Y	
		TUIT & FEE DISCOUNTS	18	020007	6,009,551.00-	18	040009	18	216100	Y	
		TUIT & FEE DISCOUNTS	18	033705	2,266,747.00-	18	040009	18	305705	Y	
		** Decrease in Fund Balance **			12,408,311.00-						
18	074000	ENDOWMENTS									
		RES SPORTS TO UNBUD PLANT	18	020006	553,172.00	18	020006	18	074000	Y	
		DES TUIT TO UNBUD PLANT	18	020006	659,451.00	18	020006	18	074000	Y	
		USF TO UNBUDGETED	18	020006	300,000.00	18	020006	18	074000	Y	
		DES TUIT TO STUD GOVT	18	020006	55,447.00	18	020006	18	074000	Y	
		** Increase in Fund Balance **			1,568,070.00						
18	095001	DrMLGreenSportsExerciseSciScho									
		GIFTS TO DEBT SVC	18	020007	300,000.00-	18	958001	18	226013	N	
		** Decrease in Fund Balance **			300,000.00-						

Printed on a Xerox 9700 Laser Printing System at the Computing Services Center / Texas A&M University

Form: URGB01 (02/05/85)

			Actual Entry					
			- Offset -		From		To	
CC	Account	Transaction Description	CC Account	Amount	CC	Account	CC	Account	Feed	Mand

****
* *
* BLANK PAGE *
* *
****

Printed on a Xerox 9700 Laser Printing System at the Computing Services Center / Texas A&M University

Form: URGB01 (02/05/85)

CC	Account	Transaction Description	--- Offset --- CC	Account	Amount	-------- Actual Entry --------- ---- From ----- CC	Account	----- To ------ CC	Account	Feed	Mand
18	010006	INSTITUTIONAL SUPPORT									
		TUIT & FEE DISCOUNTS	18	100099	4,132,013.00-	18	040009	18	100099	Y	
		** Potential Decrease in Fund Balan			4,132,013.00-						
18	020001	INSTRUCTION									
		USF TO DIS LEARN ACAD SU	18	200278	369,345.00-	18	216034	18	200278	Y	
		USF TO DIS LEARN IT SUPP	18	200279	835,324.00-	18	216034	18	200279	Y	
		USF TO OPEN ACCESS	18	200280	789,399.00-	18	216034	18	200280	Y	
		USF TO SMART CLASSRMS	18	200281	95,193.00-	18	216034	18	200281	Y	
		USF TO REMOTE LABS	18	200282	26,830.00-	18	216034	18	200282	Y	
		USF TO USF RESERVE	18	200283	691,890.00-	18	216034	18	200283	Y	
		DES TUIT TO IITL	18	210100	35,351.00-	18	216001	18	210100	Y	
		DES TUIT TO VPAA CONT	18	210101	42,776.00-	18	216001	18	210101	Y	
		UII TO VPAA TRAVEL POOL	18	210101	7,000.00-	18	225016	18	210101	Y	
		DES TUIT TO LEES	18	210103	54,104.00-	18	216001	18	210103	Y	
		DES TUIT TO AG	18	210104	57,530.00-	18	216001	18	210104	Y	
		DES TUIT TO CP	18	210105	31,030.00-	18	216001	18	210105	Y	
		DES TUIT TO NURS	18	210106	60,505.00-	18	216001	18	210106	Y	
		DES TUIT TO AEF	18	210107	63,594.00-	18	216001	18	210107	Y	
		DES TUIT TO MMGB	18	210108	45,451.00-	18	216001	18	210108	Y	
		DES TUIT TO CIDM	18	210109	47,504.00-	18	216001	18	210109	Y	
		DES TUIT TO ECONOMIC ED	18	210110	644.00-	18	216001	18	210110	Y	
		DES TUIT TO ATD	18	210111	56,684.00-	18	216001	18	210111	Y	
		DES TUIT TO MUSIC	18	210112	69,358.00-	18	216001	18	210112	Y	
		DES TUIT TO EPML	18	210113	28,033.00-	18	216001	18	210113	Y	
		DES TUIT TO COMM DIS	18	210114	30,700.00-	18	216001	18	210114	Y	
		DES TUIT TO DIV OF ED	18	210115	106,007.00-	18	216001	18	210115	Y	
		DES TUIT TO PSSW	18	210116	43,676.00-	18	216001	18	210116	Y	
		DES TUIT TO SES	18	210117	28,295.00-	18	216001	18	210117	Y	
		DES TUIT TO PSCJ	18	210118	33,750.00-	18	216001	18	210118	Y	
		DES TUIT TO ECS	18	210119	153,583.00-	18	216001	18	210119	Y	
		DES TUIT TO HISTORY	18	210120	17,250.00-	18	216001	18	210120	Y	
		DES TUIT TO COMM	18	210121	47,200.00-	18	216001	18	210121	Y	
		DES TUIT TO MATH	18	210122	26,374.00-	18	216001	18	210122	Y	
		DES TUIT TO AEF	18	210126	128,125.00-	18	216001	18	210126	Y	
		DES TUIT TO EDUCATION	18	210135	405,240.00-	18	216001	18	210135	Y	
		DES TUIT TO PSCJ	18	210137	254,287.00-	18	216001	18	210137	Y	
		DES TUIT TO NURSING	18	210138	138,639.00-	18	216001	18	210138	Y	
		DES TUIT TO COMM DISORDERS	18	210139	9,218.00-	18	216001	18	210139	Y	
		DES TUIT TO SES	18	210140	70,310.00-	18	216001	18	210140	Y	
		DES TUIT TO MATH	18	210142	56,935.00-	18	216001	18	210142	Y	
		DES TUIT TO CONTING ACAD AFF	18	210143	61,486.00-	18	216001	18	210143	Y	
		DES TUIT TO acad comp exp	18	210144	522,603.00-	18	216001	18	210144	Y	
		Grad Des Tuit to GA Cont VPAA	18	210145	13,598.00-	18	216040	18	210145	Y	
		DES TUIT TO Contingency ASE	18	210146	14,301.00-	18	216001	18	210146	Y	
		ECS DIFF TUIT TO OPERATIONS	18	210147	30,117.00-	18	216032	18	210147	Y	
		DES TUIT TO math lab	18	210148	45,049.00-	18	216001	18	210148	Y	

Printed on a Xerox 9700 Laser Printing System at the Computing Services Center / Texas A&M University

Form: URGB01 (02/05/85)

CC	Account	Transaction Description	--- Offset --- CC	Account	Amount	-------- Actual Entry --------- ---- From ----- CC	Account	----- To ------ CC	Account	Feed	Mand
18	020001	INSTRUCTION									
		Grad Des Tuit to GA Cont ASE	18	210149	11,699.00-	18	216040	18	210149	Y	
		DES TUIT TO contingency COB	18	210150	3,690.00-	18	216001	18	210150	Y	
		Grad Des Tuit to GA Cont COB	18	210151	6,856.00-	18	216040	18	210151	Y	
		BUS DIFF TUIT TO OPERATIONS	18	210152	912,207.00-	18	216031	18	210152	Y	
		DES TUIT TO contingency FAH	18	210153	8,635.00-	18	216001	18	210153	Y	
		Grad Des Tuit to GA Cont FAH	18	210154	42,444.00-	18	216040	18	210154	Y	
		DES TUIT TO Writing Lab	18	210155	40,000.00-	18	216001	18	210155	Y	
		DES TUIT TO contingency EDSS	18	210156	18,960.00-	18	216001	18	210156	Y	
		Grad Des Tuit to GA Cont ESS	18	210157	17,685.00-	18	216040	18	210157	Y	
		Grad Des Tuit to GA Cont NHS	18	210159	7,074.00-	18	216040	18	210159	Y	
		Grad Des Tuit to Grad Dean Misc	18	210160	13,060.00-	18	216040	18	210160	Y	
		NURS DIFF TO NURS FAC ENHAN	18	210161	45,945.00-	18	216027	18	210161	Y	
		DES TUIT TO SUMMER BUDG	18	210166	1,917,821.00-	18	216001	18	210166	Y	
		DES TUIT TO PTI/GA CONT VPAA	18	210167	321,226.00-	18	216001	18	210167	Y	
		DES TUIT TO PTI/GA CONT CANS	18	210168	123,611.00-	18	216001	18	210168	Y	
		DES TUIT TO PTI/GA CONT COB	18	210169	2,608.00-	18	216001	18	210169	Y	
		DES TUIT TO PTI/GA CONT CFAH	18	210170	238,060.00-	18	216001	18	210170	Y	
		DES TUIT TO PTI/GA CONT COESS	18	210171	50,629.00-	18	216001	18	210171	Y	
		DES TUIT TO PTI/GA CONT CNHS	18	210172	25,032.00-	18	216001	18	210172	Y	
		DES TUIT TO PTI/GA CONT ECSM	18	210173	81,623.00-	18	216001	18	210173	Y	
		DES TUIT TO GRANTS & SPEC	18	211001	1,737.00-	18	216001	18	211001	Y	
		DES TUIT TO Research Enhance.	18	211002	45,519.00-	18	216001	18	211002	Y	
		USF to NF-Instruction	18	220997	610,798.00-	18	216034	18	220997	Y	
		DES Tuit to NF-Instruction	18	220997	624,315.00-	18	216001	18	220997	Y	
		** Potential Decrease in Fund Balan			10,815,522.00-						
18	020002	RESEARCH									
		Des Tuit to	18	220009	25,000.00-	18	216001	18	220009	Y	
		DES Tuit to NF-Research	18	221997	76,799.00-	18	216001	18	221997	Y	
		** Potential Decrease in Fund Balan			101,799.00-						
18	020003	PUBLIC SERVICE									
		UII TO EVENT SERVICES	18	202058	6,000.00-	18	225016	18	202058	Y	
		DES Tuit to NF-Public Service	18	222997	76,799.00-	18	216001	18	222997	Y	
		** Potential Decrease in Fund Balan			82,799.00-						
18	020004	ACADEMIC SUPPORT									
		GRAD APP FEE TO GRAD DEAN MI	18	203005	81,931.00-	18	204041	18	203005	Y	
		Grad Des Tuit to Grad Dean Misc	18	203005	205,387.00-	18	216040	18	203005	Y	
		UII TO PART TIME STUD SCH	18	203022	14,400.00-	18	225016	18	203022	Y	
		UII TO DEAN ESS	18	203023	1,920.00-	18	225016	18	203023	Y	
		UII TO DEAN COB	18	203024	1,000.00-	18	225016	18	203024	Y	
		UII TO DEAN ANNS	18	203025	1,920.00-	18	225016	18	203025	Y	
		UII TO DEAN FAH	18	203026	1,920.00-	18	225016	18	203026	Y	
		TPEG TO DESIGNATED	18	203036	1,802,504.00-	18	010008	18	203036	Y	
		INDIRECT TO GRANT OFC	18	203056	73,681.00-	18	225052	18	203056	Y	

Printed on a Xerox 9700 Laser Printing System at the Computing Services Center / Texas A&M University

Form: URGB01 (02/05/85)

CC	Account	Transaction Description	Offset CC	Offset Account	Amount	Actual Entry From CC	Actual Entry From Account	Actual Entry To CC	Actual Entry To Account	Feed	Mand
18	020004	ACADEMIC SUPPORT									
		DES TUIT TO STUDY ABROAD	18	203072	35,031.00-	18	216001	18	203072	Y	
		SSF TO STUDY ABROAD	18	203072	50,849.00-	18	032991	18	203072	Y	
		UII TO DEAN NHS	18	203075	2,000.00-	18	225016	18	203075	Y	
		DES TUIT TO QEP LOCAL	18	203084	168,202.00-	18	216001	18	203084	Y	
		USF TO ADVISING FEE EXPEND	18	203132	771,574.00-	18	216034	18	203132	Y	
		DES TUIT TO AVP LEARN ASSES	18	213107	35,050.00-	18	216001	18	213107	Y	
		DES TUIT TO contingency ECSM	18	213108	3,000.00-	18	216001	18	213108	Y	
		Des Tuit to VPAA	18	213109	40,293.00-	18	216001	18	213109	Y	
		Des Tuit to Teach Exc Cntr	18	213110	35,675.00-	18	216001	18	213110	Y	
		DES TUIT TO DEAN ASE	18	213111	10,710.00-	18	216001	18	213111	Y	
		DES TUIT TO DEAN COB	18	213112	7,322.00-	18	216001	18	213112	Y	
		DES TUIT TO DEAN FAH	18	213113	10,315.00-	18	216001	18	213113	Y	
		DES TUIT TO DEAN EDSS	18	213114	12,441.00-	18	216001	18	213114	Y	
		Grad Des Tuit to Grad Dean Sc	18	213115	150,518.00-	18	216040	18	213115	Y	
		DES TUIT TO DEAN NHS	18	213116	12,405.00-	18	216001	18	213116	Y	
		Des Tuit to School fo ECSM	18	213117	46,885.00-	18	216001	18	213117	Y	
		Des Tuit to Livestock Judg	18	213118	1,040.00-	18	216001	18	213118	Y	
		Des Tuit to Contingency NHS	18	213119	5,000.00-	18	216001	18	213119	Y	
		Des Tuit to Int Student Advis	18	213120	5,882.00-	18	216001	18	213120	Y	
		Des Tuit to Advising Srvcs	18	213121	2,478.00-	18	216001	18	213121	Y	
		Des Tuit to Honors	18	213122	6,800.00-	18	216001	18	213122	Y	
		Des Tuit to FacDev Leave	18	213123	15,000.00-	18	216001	18	213123	Y	
		Des Tuit to Library	18	213126	129,089.00-	18	216001	18	213126	Y	
		DES TUIT TO FAC SEN	18	213127	1,056.00-	18	216001	18	213127	Y	
		NURS DIFF TO SIM CENT	18	213131	90,000.00-	18	216027	18	213131	Y	
		SSF TO COFAH	18	213144	392,413.00-	18	032991	18	213144	Y	
		DES TUIT TO VPAA TUIT HOLD	18	213200	120,000.00-	18	216001	18	213200	Y	
		Des Tuit to	18	223019	14,008.00-	18	216001	18	223019	Y	
		USF to NF-Academic Support	18	223997	1,203,800.00-	18	216034	18	223997	Y	
		DES Tuit to NF-Academic Support	18	223997	696,091.00-	18	216001	18	223997	Y	
		** Potential Decrease in Fund Balan			6,259,590.00-						
18	020005	STUDENT SERVICES									
		APP FEE TO STUD RECRUI	18	204029	180,835.00	18	204029	18	204062	Y	
		APP FEE TO INTL STUD	18	204029	39,975.00	18	204029	18	224004	Y	
		APP FEE TO GRAD APP FEE	18	204029	93,340.00	18	204029	18	204041	Y	
		GRAD APP FEE TO GRAD DEAN MI	18	204041	81,931.00	18	204041	18	203005	Y	
		APP FEE TO GRAD APP FEE	18	204041	93,340.00-	18	204029	18	204041	Y	
		USF TO GRADUATION	18	204059	60,240.00-	18	216034	18	204059	Y	
		USF TO CONVOCATION	18	204060	15,000.00-	18	216034	18	204060	Y	
		DES TUIT TO FRESHMEN CONVOCA	18	204060	13,000.00-	18	216001	18	204060	Y	
		USF TO 1-800 TELE	18	204061	1,000.00-	18	216034	18	204061	Y	
		USF TO STUDENT RECRUITMENT	18	204062	315,956.00-	18	216034	18	204062	Y	
		DES TUIT TO STUD RECRUIT	18	204062	135,306.00-	18	216001	18	204062	Y	
		APP FEE TO STUD RECRUI	18	204062	180,835.00-	18	204029	18	204062	Y	
		DES TUIT TO SUPP INST	18	204065	31,250.00-	18	216001	18	204065	Y	

Printed on a Xerox 9700 Laser Printing System at the Computing Services Center / Texas A&M University

Form: URGB01 (02/05/85)

CC	Account	Transaction Description	Offset CC	Offset Account	Amount	Actual Entry From CC	Actual Entry From Account	Actual Entry To CC	Actual Entry To Account	Feed	Mand
18	020005	STUDENT SERVICES									
		UII TO CAMPUS SVCS SCH	18	204068	13,824.00-	18	225016	18	204068	Y	
		SSF TO STUD SUCCESS CTR	18	204069	105,000.00-	18	032991	18	204069	Y	
		DES TUIT TO RODEO PROGRAM	18	204071	117,454.00-	18	216001	18	204071	Y	
		SSF TO BUFF ALLIES	18	204073	3,000.00-	18	032991	18	204073	Y	
		BC TO BC Golf Tourn	18	204076	15,000.00-	18	040004	18	204076	Y	
		SSF TO STUD SVCS ADMIN	18	204115	260,000.00-	18	032991	18	204115	Y	
		SSF TO VETERANS RESOURCE CTR	18	204117	86,000.00-	18	032991	18	204117	Y	
		DES TUIT TO VET RES CNTR	18	204117	5,000.00-	18	216001	18	204117	Y	
		DES TUIT TO COPP ED	18	214000	2,000.00-	18	216001	18	214000	Y	
		DES TUIT TO REGISTRAR	18	214002	62,957.00-	18	216001	18	214002	Y	
		DES TUIT TO FIN AID	18	214103	43,012.00-	18	216001	18	214103	Y	
		DES TUIT TO ADMISS	18	214105	339,541.00-	18	216001	18	214105	Y	
		Des Tuit to FYE	18	214113	13,000.00-	18	216001	18	214113	Y	
		Des Tuit to Scholar Srvcs	18	214114	27,687.00-	18	216001	18	214114	Y	
		Des Tuit to Cont. Student Aff	18	214119	1,044.00-	18	216001	18	214119	Y	
		SSF TO STUD AFFAIRS MKT	18	214124	68,500.00-	18	032991	18	214124	Y	
		SSF TO STUD ACT	18	214125	183,746.00-	18	032991	18	214125	Y	
		SSF TO STUD EMPLOYMENT	18	214127	74,300.00-	18	032991	18	214127	Y	
		SSF TO HOMECOMING	18	214128	4,500.00-	18	032991	18	214128	Y	
		SSF TO OFFICE OF COMP SCHOL	18	214133	58,000.00-	18	032991	18	214133	Y	
		SSF TO RODEO TEAM TRAVEL	18	214135	43,111.00-	18	032991	18	214135	Y	
		SSF TO CAREER SVCS	18	214136	190,000.00-	18	032991	18	214136	Y	
		DES TUIT_TO CAREER SVCS	18	214136	5,000.00-	18	216001	18	214136	Y	
		Des Tuit to Pep Band	18	214140	2,089.00-	18	216001	18	214140	Y	
		ATH FEE TO PEP BAND	18	214140	27,911.00-	18	035125	18	214140	Y	
		SSF TO STUD DISABILITY SVCS	18	214142	100,000.00-	18	032991	18	214142	Y	
		DES TUIT TO CHEERLEADERS	18	214143	33,500.00-	18	216001	18	214143	Y	
		SSF TO STUD GOVT	18	214145	85,000.00-	18	032991	18	214145	Y	
		SSF TO REC SPORTS	18	214146	281,000.00-	18	032991	18	214146	Y	
		REC SPORTS TO REC SPORTS	18	214146	239,194.00-	18	216007	18	214146	Y	
		SSF TO BUFF BRAND	18	214147	9,891.00-	18	032991	18	214147	Y	
		SSF TO WT BOWLING	18	214148	40,375.00-	18	032991	18	214148	Y	
		SSF TO CORE	18	214155	259,699.00-	18	032991	18	214155	Y	
		SSF TO PEER LEADERS	18	214156	52,000.00-	18	032991	18	214156	Y	
		SSF TO SIFE	18	214157	14,278.00-	18	032991	18	214157	Y	
		SSF TO AG QUIZ BOWL	18	214159	3,900.00-	18	032991	18	214159	Y	
		SSF TO GUEST ARTIST SERIES	18	214161	19,000.00-	18	032991	18	214161	Y	
		SSF TO LEAD WT	18	214175	55,743.00-	18	032991	18	214175	Y	
		SSF TO TUTOR ASSIST	18	214176	178,000.00-	18	032991	18	214176	Y	
		SSF AG JUDGING TEAM	18	214177	33,193.00-	18	032991	18	214177	Y	
		SSF TO STUD COUNSELING	18	214181	392,000.00-	18	032991	18	214181	Y	
		SSF TO HERDSMEN	18	214182	26,458.00-	18	032991	18	214182	Y	
		Des Tuit to	18	214189	9,298.00-	18	216001	18	214189	Y	
		APP FEE TO INTL STUD	18	224004	39,975.00-	18	204029	18	224004	Y	
		USF to NF-Student Services	18	224997	1,066,138.00-	18	216034	18	224997	Y	
		Des Tuit to NF-Student Services	18	224997	561,428.00-	18	216001	18	224997	Y	

Printed on a Xerox 9700 Laser Printing System at the Computing Services Center / Texas A&M University

Form: URGB01 (02/05/85)

CC	Account	Transaction Description	--- Offset --- CC	Account	Amount	-------- Actual Entry --------- ---- From ----- CC	Account	----- To ------ CC	Account	Feed	Mand
18	020005	STUDENT SERVICES									
		Unallocated Interest to NF-Stude	18	224997	6,104.00-	18	225016	18	224997	Y	
		** Potential Decrease in Fund Balan			5,707,696.00-						
18	020006	INSTITUTIONAL SUPPORT									
		UII TO STAFF COUNCIL	18	205021	3,290.00-	18	225016	18	205021	Y	
		DES TUIT TO ADVER & MKT	18	205027	372,268.00-	18	216001	18	205027	Y	
		UII TO OFC DIR LIAB INSURANCE	18	205028	5,200.00-	18	225016	18	205028	Y	
		UII TO STAFF SVC AWARDS	18	205032	1,250.00-	18	225016	18	205032	Y	
		UII TO STAFF COUNCIL EXCE	18	205033	750.00-	18	225016	18	205033	Y	
		DES TUIT TO ACCREDI	18	205034	20,800.00-	18	216001	18	205034	Y	
		DES TUIT TO VPSA	18	205042	2,105.00-	18	216001	18	205042	Y	
		UII TO VPSA TRAVEL POOL	18	205042	1,000.00-	18	225016	18	205042	Y	
		DES TUIT TO RISK MGMT	18	205058	5,360.00-	18	216001	18	205058	Y	
		USF TO TELECOMM SVC	18	205068	90,074.00-	18	216034	18	205068	Y	
		USF TO GOLD CARD	18	205069	95,673.00-	18	216034	18	205069	Y	
		UII TO GOLD CARD	18	205069	12,208.00-	18	225016	18	205069	Y	
		USF TO COMP SVC	18	205070	411,663.00-	18	216034	18	205070	Y	
		USF TO IT SVC CTR	18	205071	107,014.00-	18	216034	18	205071	Y	
		USF TO NETWORK SVCS	18	205072	305,478.00-	18	216034	18	205072	Y	
		USF TO WEB SVCS	18	205073	166,852.00-	18	216034	18	205073	Y	
		USF TO PC SUPPORT	18	205074	89,362.00-	18	216034	18	205074	Y	
		USF TO BUS OPER	18	205075	265,162.00-	18	216034	18	205075	Y	
		USF TO COMM & MKT SAL	18	205076	57,235.00-	18	216034	18	205076	Y	
		UII TO VPSA	18	205079	3,840.00-	18	225016	18	205079	Y	
		DES TUIT TO TRASH DISPOSAL	18	205083	98,400.00-	18	216001	18	205083	Y	
		SSF TO DIST LECTURE	18	214141	112,569.00-	18	032991	18	214141	Y	
		DES TUIT TO PRES	18	215100	42,982.00-	18	216001	18	215100	Y	
		DES TUIT TO VPBF	18	215101	44,141.00-	18	216001	18	215101	Y	
		DES TUIT TO CIO	18	215103	8,708.00-	18	216001	18	215103	Y	
		DES TUIT TO PURCH	18	215105	39,014.00-	18	216001	18	215105	Y	
		DES TUIT TO HR	18	215106	151,290.00-	18	216001	18	215106	Y	
		DES TUIT TO BUDGET	18	215107	5,665.00-	18	216001	18	215107	Y	
		DES TUIT TO COMM & MKT	18	215109	116,804.00-	18	216001	18	215109	Y	
		DES TUIT TO INSTI RESE	18	215110	20,829.00-	18	216001	18	215110	Y	
		DES TUIT TO VPIA	18	215113	33,024.00-	18	216001	18	215113	Y	
		Des Tuit to	18	215115	4,712.00-	18	216001	18	215115	Y	
		Des Tuit to	18	215116	47,753.00-	18	216001	18	215116	Y	
		Des Tuit to	18	215118	3,363.00-	18	216001	18	215118	Y	
		Des Tuit to	18	215119	356,155.00-	18	216001	18	215119	Y	
		Des Tuit to	18	215120	208,203.00-	18	216001	18	215120	Y	
		Des Tuit to	18	215121	20,944.00-	18	216001	18	215121	Y	
		Des Tuit to	18	215122	46,900.00-	18	216001	18	215122	Y	
		Des Tuit to	18	215123	11,300.00-	18	216001	18	215123	Y	
		Des Tuit to	18	215124	22,003.00-	18	216001	18	215124	Y	
		Des Tuit to	18	215125	33,589.00-	18	216001	18	215125	Y	
		Des Tuit to	18	215126	109,980.00-	18	216001	18	215126	Y	

Printed on a Xerox 9700 Laser Printing System at the Computing Services Center / Texas A&M University

Form: URGB01 (02/05/85)

CC	Account	Transaction Description	Offset CC	Offset Account	Amount	Actual Entry From CC	Actual Entry From Account	Actual Entry To CC	Actual Entry To Account	Feed	Mand
18	020006	INSTITUTIONAL SUPPORT									
		Des Tuit to	18	215127	7,200.00-	18	216001	18	215127	Y	
		Des Tuit to	18	215128	65,754.00-	18	216001	18	215128	Y	
		Des Tuit to	18	215129	10,069.00-	18	216001	18	215129	Y	
		DES TUIT TO VPSA	18	215130	21,119.00-	18	216001	18	215130	Y	
		Des Tuit to	18	215131	25,000.00-	18	216001	18	215131	Y	
		SSF TO DIVERSITY AND INCL	18	215131	8,611.00-	18	032991	18	215131	Y	
		Des Tuit to	18	215138	2,500.00-	18	216001	18	215138	Y	
		Des Tuit to	18	215139	184,232.00-	18	216001	18	215139	Y	
		DES TUIT to PRES Trav	18	215145	17,500.00-	18	216001	18	215145	Y	
		Des Tuit to	18	215203	102,553.00-	18	216001	18	215203	Y	
		DES TUIT TO BUS OFC	18	215204	683,777.00-	18	216001	18	215204	Y	
		Des Tuit to	18	215205	3,193.00-	18	216001	18	215205	Y	
		UII TO VPBF MISC	18	225005	4,800.00-	18	225016	18	225005	Y	
		UII TO VPAA MISC	18	225006	5,000.00-	18	225016	18	225006	Y	
		UII TO PRES MISC	18	225009	1,300.00-	18	225016	18	225009	Y	
		Des Tuit to	18	225009	7,075.00-	18	216001	18	225009	Y	
		UII TO VPBF MISC	18	225016	4,800.00	18	225016	18	225005	Y	
		UII TO PRES OFFICIAL FUNCT	18	225016	28,000.00	18	225016	18	225043	Y	
		UII TO DEBT SVC	18	225016	143,280.00	18	225016	18	226013	Y	
		UII TO PRES RESIDENCE MISC	18	225016	4,143.00	18	225016	18	226026	Y	
		Unallocated Interest to NF-Insti	18	225016	6,104.00	18	225016	18	225997	Y	
		UII TO PRES SAL SUPP	18	225016	329,514.00	18	225016	18	225034	Y	
		UII TO PRES MISC	18	225016	1,300.00	18	225016	18	225009	Y	
		UII TO VPAA MISC	18	225016	5,000.00	18	225016	18	225006	Y	
		Unallocated Interest to NF-Stude	18	225016	6,104.00	18	225016	18	224997	Y	
		UII TO VPAA TRAVEL POOL	18	225016	7,000.00	18	225016	18	210101	Y	
		UII TO FESTIVAL OF LIGHTS	18	225016	1,000.00	18	225016	18	206014	Y	
		UII TO VPSA	18	225016	3,840.00	18	225016	18	205079	Y	
		UII TO SEARCHES AND RECRUIT	18	225016	1,000.00	18	225016	18	225028	Y	
		UII TO TUIT ASSIST	18	225016	58,300.00	18	225016	18	207001	Y	
		UII TO STAFF COUNCIL EXCE	18	225016	750.00	18	225016	18	205033	Y	
		UII TO VPSA TRAVEL POOL	18	225016	1,000.00	18	225016	18	205042	Y	
		UII TO DEAN NHS	18	225016	2,000.00	18	225016	18	203075	Y	
		UII TO GOLD CARD	18	225016	12,208.00	18	225016	18	205069	Y	
		UII TO STAFF COUNCIL	18	225016	3,290.00	18	225016	18	205021	Y	
		UII TO STAFF SVC AWARDS	18	225016	1,250.00	18	225016	18	205032	Y	
		UII TO CAMPUS SVCS SCH	18	225016	13,824.00	18	225016	18	204068	Y	
		UII TO DEAN FAH	18	225016	1,920.00	18	225016	18	203026	Y	
		UII TO OFC DIR LIAB INSURANCE	18	225016	5,200.00	18	225016	18	205028	Y	
		UII TO DEAN COB	18	225016	1,000.00	18	225016	18	203024	Y	
		UII TO DEAN ESS	18	225016	1,920.00	18	225016	18	203023	Y	
		UII TO EVENT SERVICES	18	225016	6,000.00	18	225016	18	202058	Y	
		UII TO PART TIME STUD SCH	18	225016	14,400.00	18	225016	18	203022	Y	
		UII TO DEAN ANNS	18	225016	1,920.00	18	225016	18	203025	Y	
		DES TUIT TO MKT ADJ	18	225017	410,926.00-	18	216001	18	225017	Y	
		UII TO SEARCHES AND RECRUIT	18	225028	1,000.00-	18	225016	18	225028	Y	

Printed on a Xerox 9700 Laser Printing System at the Computing Services Center / Texas A&M University

Form: URGB01 (02/05/85)

CC	Account	Transaction Description	Offset CC	Offset Account	Amount	Actual Entry From CC	Actual Entry From Account	Actual Entry To CC	Actual Entry To Account	Feed	Mand
18	020006	INSTITUTIONAL SUPPORT									
		UII TO PRES SAL SUPP	18	225034	329,514.00-	18	225016	18	225034	Y	
		DES TUIT TO TAMUS ASSESS	18	225037	1,049,063.00-	18	216001	18	225037	Y	
		DES TUIT TO ANNUAL FUND	18	225042	57,843.00-	18	216001	18	225042	Y	
		UII TO PRES OFFICIAL FUNCT	18	225043	28,000.00-	18	225016	18	225043	Y	
		DES TUIT TO Regional Giv	18	225048	10,000.00-	18	216001	18	225048	Y	
		INDIRECT TO GRANT OFC	18	225052	73,681.00	18	225052	18	203056	Y	
		DES TUIT TO GIP SUPP	18	225066	40,000.00-	18	216001	18	225066	Y	
		USF TO IT SVC SUPP	18	225160	27,412.00-	18	216034	18	225160	Y	
		USF to NF-Institutional Supp	18	225997	730,027.00-	18	216034	18	225997	Y	
		Des Tuit to NF-Institutional Sup	18	225997	247,450.00-	18	216001	18	225997	Y	
		Unallocated Interest to NF-Insti	18	225997	6,104.00-	18	225016	18	225997	Y	
		** Potential Decrease in Fund Balan			6,902,186.00-						
18	020007	OPERATION & MAINTENANCE OF PLANT									
		REC SPORT TO AC	18	206001	147,231.00-	18	216007	18	206001	Y	
		SSF TO ACT CTR	18	206001	231,000.00-	18	032991	18	206001	Y	
		LATE REG TO PURCH SCV	18	206002	53,856.00-	18	216011	18	206002	Y	
		DES TUIT TO ATH FAC	18	206007	257,185.00-	18	216001	18	206007	Y	
		DES TUIT TO PP Purch Srvcs	18	206008	4,436,803.00-	18	216001	18	206008	Y	
		UII TO FESTIVAL OF LIGHTS	18	206014	1,000.00-	18	225016	18	206014	Y	
		DES TUIT TO AMA CTR	18	206020	554,970.00-	18	216001	18	206020	Y	
		DES TUIT TO PARK SVCS	18	206024	115,688.00-	18	216001	18	206024	Y	
		PARKING SVCS TO PAVING	18	206024	50,000.00	18	206024	18	206027	Y	
		USF TO UPD	18	206026	360,506.00-	18	216034	18	206026	Y	
		USF TO PAVING FUND	18	206027	257,087.00-	18	216034	18	206027	Y	
		PARKING SVCS TO PAVING	18	206027	50,000.00-	18	206024	18	206027	Y	
		ATH FEE TO SPORTS COMPLEX	18	206032	388,377.00-	18	035125	18	206032	Y	
		REC SPORT TO RESERVE	18	206100	2,455.00-	18	216007	18	206100	Y	
		REC SPORT TO EVENT CTR OPS	18	206101	376,795.00-	18	216007	18	206101	Y	
		Des Tuit to	18	214190	14,366.00-	18	216001	18	214190	Y	
		Des Tuit to Cont. Student Aff	18	216001	1,044.00	18	216001	18	214119	Y	
		Des Tuit to	18	216001	12,000.00	18	216001	18	237016	Y	
		Des Tuit to	18	216001	15,000.00	18	216001	18	237017	Y	
		Des Tuit to	18	216001	100,000.00	18	216001	18	237015	Y	
		Des Tuit to	18	216001	14,366.00	18	216001	18	214190	Y	
		Des Tuit to	18	216001	131,000.00	18	216001	18	237004	Y	
		Des Tuit to	18	216001	122,140.00	18	216001	18	237007	Y	
		Des Tuit to	18	216001	52,460.00	18	216001	18	237012	Y	
		Des Tuit to	18	216001	105,800.00	18	216001	18	237006	Y	
		Des Tuit to	18	216001	76,220.00	18	216001	18	237013	Y	
		Des Tuit to	18	216001	174,360.00	18	216001	18	237008	Y	
		Des Tuit to	18	216001	174,360.00	18	216001	18	237011	Y	
		Des Tuit to	18	216001	105,860.00	18	216001	18	237005	Y	
		Des Tuit to	18	216001	114,900.00	18	216001	18	237014	Y	
		Des Tuit to	18	216001	137,140.00	18	216001	18	237009	Y	
		Des Tuit to	18	216001	43,000.00	18	216001	18	237010	Y	

Printed on a Xerox 9700 Laser Printing System at the Computing Services Center / Texas A&M University

Form: URGB01 (02/05/85)

CC	Account	Transaction Description	Offset CC	Offset Account	Amount	Actual Entry From CC	Actual Entry From Account	Actual Entry To CC	Actual Entry To Account	Feed	Mand
18	020007	OPERATION & MAINTENANCE OF PLANT									
		DES TUIT TO CHEERLEADERS	18	216001	33,500.00	18	216001	18	214143	Y	
		Des Tuit to NF-O&M	18	216001	337,518.00	18	216001	18	226997	Y	
		Des Tuit to	18	216001	32,878.00	18	216001	18	226028	Y	
		DES TUIT TO GIP SUPP	18	216001	40,000.00	18	216001	18	225066	Y	
		Des Tuit to	18	216001	483,600.00	18	216001	18	237002	Y	
		DES TUIT TO DEBT SVC	18	216001	1,145,131.00	18	216001	18	226013	Y	
		DES TUIT TO OTHER LOCAL UTLIT	18	216001	16,679.00	18	216001	18	226001	Y	
		Des Tuit to NF-Institutional Sup	18	216001	247,450.00	18	216001	18	225997	Y	
		Des Tuit to	18	216001	133,500.00	18	216001	18	237003	Y	
		DES TUIT TO OLD SUB RENTALS	18	216001	36,894.00	18	216001	18	226010	Y	
		DES TUIT TO PRES	18	216001	42,982.00	18	216001	18	215100	Y	
		DES Tuit to NF-Academic Support	18	216001	696,091.00	18	216001	18	223997	Y	
		DES TUIT TO MKT ADJ	18	216001	410,926.00	18	216001	18	225017	Y	
		DES TUIT TO TAMUS ASSESS	18	216001	1,049,063.00	18	216001	18	225037	Y	
		Des Tuit to	18	216001	7,075.00	18	216001	18	225009	Y	
		DES TUIT TO ANNUAL FUND	18	216001	57,843.00	18	216001	18	225042	Y	
		Des Tuit to NF-Student Services	18	216001	561,428.00	18	216001	18	224997	Y	
		DES TUIT TO Regional Giv	18	216001	10,000.00	18	216001	18	225048	Y	
		Des Tuit to	18	216001	9,298.00	18	216001	18	214189	Y	
		Des Tuit to Fire Alrm	18	216001	35,000.00	18	216001	18	216047	Y	
		DES Tuit to NF-Public Service	18	216001	76,799.00	18	216001	18	222997	Y	
		DES Tuit to NF-Research	18	216001	76,799.00	18	216001	18	221997	Y	
		DES TUIT TO ENVIRON SAFE	18	216001	20,449.00	18	216001	18	216202	Y	
		DES Tuit to NF-Instruction	18	216001	624,315.00	18	216001	18	220997	Y	
		Des Tuit to	18	216001	25,000.00	18	216001	18	220009	Y	
		DES TUIT TO STRATEGIC REL	18	216001	22,500.00	18	216001	18	216049	Y	
		Des Tuit to	18	216001	14,008.00	18	216001	18	223019	Y	
		Des Tuit to Pep Band	18	216001	2,089.00	18	216001	18	214140	Y	
		Des Tuit to	18	216001	3,193.00	18	216001	18	215205	Y	
		Des Tuit to	18	216001	171,231.00	18	216001	18	216046	Y	
		Des Tuit to	18	216001	370,539.00	18	216001	18	216045	Y	
		Des Tuit to	18	216001	2,494,218.00	18	216001	18	216044	Y	
		DES TUIT TO SET ASIDE	18	216001	912,500.00	18	216001	18	216026	Y	
		DES TUIT TO RESERVE	18	216001	212,559.00	18	216001	18	216005	Y	
		DES TUIT TO BUS OFC	18	216001	683,777.00	18	216001	18	215204	Y	
		Des Tuit to	18	216001	142,179.00	18	216001	18	216043	Y	
		Des Tuit to	18	216001	225,809.00	18	216001	18	216041	Y	
		Des Tuit to Scholar Srvcs	18	216001	27,687.00	18	216001	18	214114	Y	
		Des Tuit to	18	216001	102,553.00	18	216001	18	215203	Y	
		Des Tuit to	18	216001	2,500.00	18	216001	18	215138	Y	
		Des Tuit to	18	216001	25,000.00	18	216001	18	215131	Y	
		DES TUIT TO VPSA	18	216001	21,119.00	18	216001	18	215130	Y	
		Des Tuit to	18	216001	10,069.00	18	216001	18	215129	Y	
		DES TUIT to PRES Trav	18	216001	17,500.00	18	216001	18	215145	Y	
		Des Tuit to	18	216001	184,232.00	18	216001	18	215139	Y	
		DES TUIT_TO CAREER SVCS	18	216001	5,000.00	18	216001	18	214136	Y	

Printed on a Xerox 9700 Laser Printing System at the Computing Services Center / Texas A&M University

Form: URGB01 (02/05/85)

CC	Account	Transaction Description	--- Offset --- CC	Account	Amount	-------- Actual Entry --------- ---- From ----- CC	Account	----- To ------ CC	Account	Feed	Mand
18	020007	OPERATION & MAINTENANCE OF PLANT									
		Des Tuit to	18	216001	65,754.00	18	216001	18	215128	Y	
		Des Tuit to	18	216001	33,589.00	18	216001	18	215125	Y	
		Des Tuit to	18	216001	22,003.00	18	216001	18	215124	Y	
		Des Tuit to	18	216001	11,300.00	18	216001	18	215123	Y	
		Des Tuit to	18	216001	46,900.00	18	216001	18	215122	Y	
		Des Tuit to	18	216001	7,200.00	18	216001	18	215127	Y	
		Des Tuit to	18	216001	109,980.00	18	216001	18	215126	Y	
		Des Tuit to	18	216001	20,944.00	18	216001	18	215121	Y	
		Des Tuit to	18	216001	3,363.00	18	216001	18	215118	Y	
		Des Tuit to	18	216001	47,753.00	18	216001	18	215116	Y	
		Des Tuit to	18	216001	4,712.00	18	216001	18	215115	Y	
		DES TUIT TO VPIA	18	216001	33,024.00	18	216001	18	215113	Y	
		Des Tuit to	18	216001	208,203.00	18	216001	18	215120	Y	
		Des Tuit to	18	216001	356,155.00	18	216001	18	215119	Y	
		DES TUIT TO INSTI RESE	18	216001	20,829.00	18	216001	18	215110	Y	
		DES TUIT TO HR	18	216001	151,290.00	18	216001	18	215106	Y	
		DES TUIT TO PURCH	18	216001	39,014.00	18	216001	18	215105	Y	
		DES TUIT TO CIO	18	216001	8,708.00	18	216001	18	215103	Y	
		DES TUIT TO VPBF	18	216001	44,141.00	18	216001	18	215101	Y	
		DES TUIT TO COMM & MKT	18	216001	116,804.00	18	216001	18	215109	Y	
		DES TUIT TO BUDGET	18	216001	5,665.00	18	216001	18	215107	Y	
		Des Tuit to FYE	18	216001	13,000.00	18	216001	18	214113	Y	
		DES TUIT TO ADMISS	18	216001	339,541.00	18	216001	18	214105	Y	
		DES TUIT TO FIN AID	18	216001	43,012.00	18	216001	18	214103	Y	
		DES TUIT TO VPAA TUIT HOLD	18	216001	120,000.00	18	216001	18	213200	Y	
		DES TUIT TO REGISTRAR	18	216001	62,957.00	18	216001	18	214002	Y	
		DES TUIT TO FAC SEN	18	216001	1,056.00	18	216001	18	213127	Y	
		DES TUIT TO COPP ED	18	216001	2,000.00	18	216001	18	214000	Y	
		DES TUIT TO DEAN EDSS	18	216001	12,441.00	18	216001	18	213114	Y	
		Des Tuit to Contingency NHS	18	216001	5,000.00	18	216001	18	213119	Y	
		Des Tuit to Library	18	216001	129,089.00	18	216001	18	213126	Y	
		Des Tuit to FacDev Leave	18	216001	15,000.00	18	216001	18	213123	Y	
		Des Tuit to Honors	18	216001	6,800.00	18	216001	18	213122	Y	
		Des Tuit to Advising Srvcs	18	216001	2,478.00	18	216001	18	213121	Y	
		Des Tuit to Livestock Judg	18	216001	1,040.00	18	216001	18	213118	Y	
		Des Tuit to Int Student Advis	18	216001	5,882.00	18	216001	18	213120	Y	
		DES TUIT TO DEAN NHS	18	216001	12,405.00	18	216001	18	213116	Y	
		DES TUIT TO DEAN ASE	18	216001	10,710.00	18	216001	18	213111	Y	
		Des Tuit to School fo ECSM	18	216001	46,885.00	18	216001	18	213117	Y	
		DES TUIT TO DEAN FAH	18	216001	10,315.00	18	216001	18	213113	Y	
		Des Tuit to Teach Exc Cntr	18	216001	35,675.00	18	216001	18	213110	Y	
		DES TUIT TO DEAN COB	18	216001	7,322.00	18	216001	18	213112	Y	
		DES TUIT TO RODEO PROGRAM	18	216001	117,454.00	18	216001	18	204071	Y	
		DES TUIT TO SES	18	216001	28,295.00	18	216001	18	210117	Y	
		DES TUIT TO MATH	18	216001	26,374.00	18	216001	18	210122	Y	
		DES TUIT TO COMM	18	216001	47,200.00	18	216001	18	210121	Y	

Printed on a Xerox 9700 Laser Printing System at the Computing Services Center / Texas A&M University

Form: URGB01 (02/05/85)

CC	Account	Transaction Description	--- Offset --- CC	Account	Amount	-------- Actual Entry --------- ---- From ----- CC	Account	----- To ------ CC	Account	Feed	Mand
18	020007	OPERATION & MAINTENANCE OF PLANT									
		DES TUIT TO HISTORY	18	216001	17,250.00	18	216001	18	210120	Y	
		DES TUIT TO ECS	18	216001	153,583.00	18	216001	18	210119	Y	
		DES TUIT TO PSSW	18	216001	43,676.00	18	216001	18	210116	Y	
		DES TUIT TO PSCJ	18	216001	33,750.00	18	216001	18	210118	Y	
		DES TUIT TO FRESHMEN CONVOCA	18	216001	13,000.00	18	216001	18	204060	Y	
		DES TUIT TO COMM DIS	18	216001	30,700.00	18	216001	18	210114	Y	
		DES TUIT TO EPML	18	216001	28,033.00	18	216001	18	210113	Y	
		DES TUIT TO ECONOMIC ED	18	216001	644.00	18	216001	18	210110	Y	
		DES TUIT TO DIV OF ED	18	216001	106,007.00	18	216001	18	210115	Y	
		DES TUIT TO MUSIC	18	216001	69,358.00	18	216001	18	210112	Y	
		DES TUIT TO CIDM	18	216001	47,504.00	18	216001	18	210109	Y	
		DES TUIT TO ATD	18	216001	56,684.00	18	216001	18	210111	Y	
		DES TUIT TO SUPP INST	18	216001	31,250.00	18	216001	18	204065	Y	
		DES TUIT TO NURS	18	216001	60,505.00	18	216001	18	210106	Y	
		DES TUIT TO AEF	18	216001	63,594.00	18	216001	18	210107	Y	
		DES TUIT TO LEES	18	216001	54,104.00	18	216001	18	210103	Y	
		DES TUIT TO MMGB	18	216001	45,451.00	18	216001	18	210108	Y	
		DES TUIT TO CP	18	216001	31,030.00	18	216001	18	210105	Y	
		DES TUIT TO VPAA CONT	18	216001	42,776.00	18	216001	18	210101	Y	
		DES TUIT TO AG	18	216001	57,530.00	18	216001	18	210104	Y	
		DES TUIT TO STUD RECRUIT	18	216001	135,306.00	18	216001	18	204062	Y	
		DES TUIT TO PP Purch Srvcs	18	216001	4,436,803.00	18	216001	18	206008	Y	
		DES TUIT TO GRAD SET ASIDE	18	216001	271,696.00	18	216001	18	207005	Y	
		DES TUIT TO PARK SVCS	18	216001	115,688.00	18	216001	18	206024	Y	
		DES TUIT TO INSTI SCH	18	216001	738,832.00	18	216001	18	207003	Y	
		DES TUIT TO TUIT ASSIST	18	216001	16,700.00	18	216001	18	207001	Y	
		DES TUIT TO AMA CTR	18	216001	554,970.00	18	216001	18	206020	Y	
		DES TUIT TO IITL	18	216001	35,351.00	18	216001	18	210100	Y	
		DES TUIT TO UG SET ASIDE	18	216001	1,944,795.00	18	216001	18	207004	Y	
		DES TUIT TO QEP LOCAL	18	216001	168,202.00	18	216001	18	203084	Y	
		DES TUIT TO PTI/GA CONT CFAH	18	216001	238,060.00	18	216001	18	210170	Y	
		DES TUIT TO PTI/GA CONT COB	18	216001	2,608.00	18	216001	18	210169	Y	
		DES TUIT TO SUMMER BUDG	18	216001	1,917,821.00	18	216001	18	210166	Y	
		DES TUIT TO PTI/GA CONT COESS	18	216001	50,629.00	18	216001	18	210171	Y	
		DES TUIT TO PTI/GA CONT CANS	18	216001	123,611.00	18	216001	18	210168	Y	
		DES TUIT TO contingency EDSS	18	216001	18,960.00	18	216001	18	210156	Y	
		DES TUIT TO PTI/GA CONT VPAA	18	216001	321,226.00	18	216001	18	210167	Y	
		DES TUIT TO STUDY ABROAD	18	216001	35,031.00	18	216001	18	203072	Y	
		DES TUIT TO SES	18	216001	70,310.00	18	216001	18	210140	Y	
		DES TUIT TO acad comp exp	18	216001	522,603.00	18	216001	18	210144	Y	
		DES TUIT TO Writing Lab	18	216001	40,000.00	18	216001	18	210155	Y	
		DES TUIT TO contingency FAH	18	216001	8,635.00	18	216001	18	210153	Y	
		DES TUIT TO contingency COB	18	216001	3,690.00	18	216001	18	210150	Y	
		DES TUIT TO math lab	18	216001	45,049.00	18	216001	18	210148	Y	
		DES TUIT TO CONTING ACAD AFF	18	216001	61,486.00	18	216001	18	210143	Y	
		DES TUIT TO Contingency ASE	18	216001	14,301.00	18	216001	18	210146	Y	

Printed on a Xerox 9700 Laser Printing System at the Computing Services Center / Texas A&M University

Form: URGB01 (02/05/85)

CC	Account	Transaction Description	--- Offset --- CC	Account	Amount	-------- Actual Entry --------- ---- From ----- CC	Account	----- To ------ CC	Account	Feed	Mand
18	020007	OPERATION & MAINTENANCE OF PLANT									
		DES TUIT TO COMM DISORDERS	18	216001	9,218.00	18	216001	18	210139	Y	
		DES TUIT TO EDUCATION	18	216001	405,240.00	18	216001	18	210135	Y	
		DES TUIT TO MATH	18	216001	56,935.00	18	216001	18	210142	Y	
		DES TUIT TO NURSING	18	216001	138,639.00	18	216001	18	210138	Y	
		DES TUIT TO AEF	18	216001	128,125.00	18	216001	18	210126	Y	
		DES TUIT TO PSCJ	18	216001	254,287.00	18	216001	18	210137	Y	
		DES TUIT TO ATH FAC	18	216001	257,185.00	18	216001	18	206007	Y	
		Des Tuit to VPAA	18	216001	40,293.00	18	216001	18	213109	Y	
		DES TUIT TO contingency ECSM	18	216001	3,000.00	18	216001	18	213108	Y	
		DES TUIT TO AVP LEARN ASSES	18	216001	35,050.00	18	216001	18	213107	Y	
		DES TUIT TO PTI/GA CONT ECSM	18	216001	81,623.00	18	216001	18	210173	Y	
		DES TUIT TO Research Enhance.	18	216001	45,519.00	18	216001	18	211002	Y	
		DES TUIT TO PTI/GA CONT CNHS	18	216001	25,032.00	18	216001	18	210172	Y	
		DES TUIT TO GRANTS & SPEC	18	216001	1,737.00	18	216001	18	211001	Y	
		DES TUIT TO VPSA	18	216001	2,105.00	18	216001	18	205042	Y	
		DES TUIT TO ACCREDI	18	216001	20,800.00	18	216001	18	205034	Y	
		DES TUIT TO RISK MGMT	18	216001	5,360.00	18	216001	18	205058	Y	
		DES TUIT TO ADVER & MKT	18	216001	372,268.00	18	216001	18	205027	Y	
		DES TUIT TO TRASH DISPOSAL	18	216001	98,400.00	18	216001	18	205083	Y	
		DES TUIT TO VET RES CNTR	18	216001	5,000.00	18	216001	18	204117	Y	
		UCF TO UCF RESERVE	18	216004	43,845.00-	18	032992	18	216004	Y	
		DES TUIT TO RESERVE	18	216005	212,559.00-	18	216001	18	216005	Y	
		REC SPORT TO RESERVE	18	216007	2,455.00	18	216007	18	206100	Y	
		REC SPORTS TO REC SPORTS	18	216007	239,194.00	18	216007	18	214146	Y	
		REC SPORT TO EVENT CTR OPS	18	216007	376,795.00	18	216007	18	206101	Y	
		REC SPORT TO AC	18	216007	147,231.00	18	216007	18	206001	Y	
		LATE REG TO PURCH SCV	18	216011	53,856.00	18	216011	18	206002	Y	
		DES TUIT TO SET ASIDE	18	216026	912,500.00-	18	216001	18	216026	Y	
		NURS DIFF TO Inst Sch	18	216027	9,682.00	18	216027	18	207003	Y	
		NURS DIFF TO NURS FAC ENHAN	18	216027	45,945.00	18	216027	18	210161	Y	
		NURS DIFF TO SIM CENT	18	216027	90,000.00	18	216027	18	213131	Y	
		NURS DIFF TO GRAD SET AS	18	216027	8,357.00	18	216027	18	207005	Y	
		NURS DIFF TO UG SET AS	18	216027	29,047.00	18	216027	18	207004	Y	
		BUS DIFF TO GRAD SET ASI	18	216031	42,766.00	18	216031	18	207005	Y	
		BUS DIFF TUIT TO OPERATIONS	18	216031	912,207.00	18	216031	18	210152	Y	
		BUS DIFF TO UG SET ASI	18	216031	107,824.00	18	216031	18	207004	Y	
		BUS DIFF TO INST SCH	18	216031	35,941.00	18	216031	18	207003	Y	
		ECS DIFF TO UG SET ASID	18	216032	28,710.00	18	216032	18	207004	Y	
		ECS DIFF TUIT TO OPERATIONS	18	216032	30,117.00	18	216032	18	210147	Y	
		ECS DIFF TO BE ON TIME	18	216032	9,570.00	18	216032	18	207003	Y	
		ECS DIFF TO GRAD SET ASI	18	216032	592.00	18	216032	18	207005	Y	
		USF TO DIS LEARN IT SUPP	18	216034	835,324.00	18	216034	18	200279	Y	
		USF TO NETWORK SVCS	18	216034	305,478.00	18	216034	18	205072	Y	
		USF TO IT SVC CTR	18	216034	107,014.00	18	216034	18	205071	Y	
		USF TO COMP SVC	18	216034	411,663.00	18	216034	18	205070	Y	
		USF TO STUDENT RECRUITMENT	18	216034	315,956.00	18	216034	18	204062	Y	

Printed on a Xerox 9700 Laser Printing System at the Computing Services Center / Texas A&M University

Form: URGB01 (02/05/85)

CC	Account	Transaction Description	Offset CC	Offset Account	Amount	Actual Entry From CC	Actual Entry From Account	Actual Entry To CC	Actual Entry To Account	Feed	Mand
18	020007	OPERATION & MAINTENANCE OF PLANT									
		USF TO GOLD CARD	18	216034	95,673.00	18	216034	18	205069	Y	
		USF TO 1-800 TELE	18	216034	1,000.00	18	216034	18	204061	Y	
		USF TO TELECOMM SVC	18	216034	90,074.00	18	216034	18	205068	Y	
		USF TO DIS LEARN ACAD SU	18	216034	369,345.00	18	216034	18	200278	Y	
		USF to NF-Instruction	18	216034	610,798.00	18	216034	18	220997	Y	
		USF to NF-Institutional Supp	18	216034	730,027.00	18	216034	18	225997	Y	
		USF TO IT SVC SUPP	18	216034	27,412.00	18	216034	18	225160	Y	
		USF to NF-Student Services	18	216034	1,066,138.00	18	216034	18	224997	Y	
		USF to NF-Academic Support	18	216034	1,203,800.00	18	216034	18	223997	Y	
		USF TO WASH DC	18	216034	23,699.00	18	216034	18	216039	Y	
		USF TO COMM & MKT SAL	18	216034	57,235.00	18	216034	18	205076	Y	
		USF TO INTL EDUCATION	18	216034	94,795.00	18	216034	18	216037	Y	
		USF TO PAVING FUND	18	216034	257,087.00	18	216034	18	206027	Y	
		USF TO UPD	18	216034	360,506.00	18	216034	18	206026	Y	
		USF TO LIBRARY FEE EXPENDABLE	18	216034	1,605,912.00	18	216034	18	216038	Y	
		USF TO PC SUPPORT	18	216034	89,362.00	18	216034	18	205074	Y	
		USF TO WEB SVCS	18	216034	166,852.00	18	216034	18	205073	Y	
		USF TO BUS OPER	18	216034	265,162.00	18	216034	18	205075	Y	
		USF TO USF RESERVE	18	216034	45,033.00	18	216034	18	216035	Y	
		USF TO CONVOCATION	18	216034	15,000.00	18	216034	18	204060	Y	
		USF TO GRADUATION	18	216034	60,240.00	18	216034	18	204059	Y	
		USF TO ADVISING FEE EXPEND	18	216034	771,574.00	18	216034	18	203132	Y	
		USF TO USF RESERVE	18	216034	691,890.00	18	216034	18	200283	Y	
		USF TO SMART CLASSRMS	18	216034	95,193.00	18	216034	18	200281	Y	
		USF TO OPEN ACCESS	18	216034	789,399.00	18	216034	18	200280	Y	
		USF TO REMOTE LABS	18	216034	26,830.00	18	216034	18	200282	Y	
		USF TO USF RESERVE	18	216035	45,033.00-	18	216034	18	216035	Y	
		USF TO INTL EDUCATION	18	216037	94,795.00-	18	216034	18	216037	Y	
		USF TO LIBRARY FEE EXPENDABLE	18	216038	1,605,912.00-	18	216034	18	216038	Y	
		USF TO WASH DC	18	216039	23,699.00-	18	216034	18	216039	Y	
		Grad Des Tuit to Grad Dean Misc	18	216040	205,387.00	18	216040	18	203005	Y	
		Grad Des Tuit to Grad Dean Misc	18	216040	13,060.00	18	216040	18	210160	Y	
		Grad Des Tuit to Grad Dean Sc	18	216040	150,518.00	18	216040	18	213115	Y	
		Grad Des Tuit to GA Cont ESS	18	216040	17,685.00	18	216040	18	210157	Y	
		Grad Des Tuit to GA Cont ASE	18	216040	11,699.00	18	216040	18	210149	Y	
		Grad Des Tuit to GA Cont COB	18	216040	6,856.00	18	216040	18	210151	Y	
		Grad Des Tuit to GA Cont VPAA	18	216040	13,598.00	18	216040	18	210145	Y	
		Grad Des Tuit to GA Cont NHS	18	216040	7,074.00	18	216040	18	210159	Y	
		Grad Des Tuit to GA Cont FAH	18	216040	42,444.00	18	216040	18	210154	Y	
		Grad Des Tuit to GR Set Aside	18	216040	52,905.00	18	216040	18	207005	Y	
		Des Tuit to	18	216041	225,809.00-	18	216001	18	216041	Y	
		Des Tuit to	18	216043	142,179.00-	18	216001	18	216043	Y	
		Des Tuit to	18	216044	2,494,218.00-	18	216001	18	216044	Y	
		Des Tuit to	18	216045	370,539.00-	18	216001	18	216045	Y	
		Des Tuit to	18	216046	171,231.00-	18	216001	18	216046	Y	
		Des Tuit to Fire Alrm	18	216047	35,000.00-	18	216001	18	216047	Y	

Printed on a Xerox 9700 Laser Printing System at the Computing Services Center / Texas A&M University

Form: URGB01 (02/05/85)

CC	Account	Transaction Description	--- Offset --- CC	Account	Amount	-------- Actual Entry --------- ---- From ----- CC	Account	----- To ------ CC	Account	Feed	Mand
18	020007	OPERATION & MAINTENANCE OF PLANT									
		DES TUIT TO STRATEGIC REL	18	216049	22,500.00-	18	216001	18	216049	Y	
		TUIT & FEE DISCOUNTS	18	216100	6,009,551.00-	18	040009	18	216100	Y	
		DES TUIT TO ENVIRON SAFE	18	216202	20,449.00-	18	216001	18	216202	Y	
		DES TUIT TO OTHER LOCAL UTLIT	18	226001	16,679.00-	18	216001	18	226001	Y	
		DES TUIT TO OLD SUB RENTALS	18	226010	36,894.00-	18	216001	18	226010	Y	
		DES TUIT TO DEBT SVC	18	226013	1,145,131.00-	18	216001	18	226013	Y	
		UII TO DEBT SVC	18	226013	143,280.00-	18	225016	18	226013	Y	
		GIFTS TO DEBT SVC	18	226013	300,000.00-	18	958001	18	226013	N	
		UCF TO TAMUS BOND DEBT	18	226013	542,370.00-	18	032992	18	226013	Y	
		UII TO PRES RESIDENCE MISC	18	226026	4,143.00-	18	225016	18	226026	Y	
		Des Tuit to	18	226028	32,878.00-	18	216001	18	226028	Y	
		Des Tuit to NF-O&M	18	226997	337,518.00-	18	216001	18	226997	Y	
		Des Tuit to	18	237002	483,600.00-	18	216001	18	237002	Y	
		rl TO FTBL	18	237002	50,000.00-	18	305038	18	237002	Y	
		rl TO MNS BASKETBALL	18	237003	15,000.00-	18	305038	18	237003	Y	
		Des Tuit to	18	237003	133,500.00-	18	216001	18	237003	Y	
		Des Tuit to	18	237004	131,000.00-	18	216001	18	237004	Y	
		rl TO WMS BB	18	237004	17,500.00-	18	305038	18	237004	Y	
		rl TO SOFTBALL	18	237005	7,500.00-	18	305038	18	237005	Y	
		Des Tuit to	18	237005	105,860.00-	18	216001	18	237005	Y	
		Des Tuit to	18	237006	105,800.00-	18	216001	18	237006	Y	
		rl TO VOLLEYBALL	18	237006	15,000.00-	18	305038	18	237006	Y	
		rl TO BASEBALL	18	237007	15,000.00-	18	305038	18	237007	Y	
		Des Tuit to	18	237007	122,140.00-	18	216001	18	237007	Y	
		Des Tuit to	18	237008	174,360.00-	18	216001	18	237008	Y	
		rl TO MNS TRACK	18	237008	15,000.00-	18	305038	18	237008	Y	
		rl TO WMS SOCCER	18	237009	7,500.00-	18	305038	18	237009	Y	
		Des Tuit to	18	237009	137,140.00-	18	216001	18	237009	Y	
		Des Tuit to	18	237010	43,000.00-	18	216001	18	237010	Y	
		Des Tuit to	18	237011	174,360.00-	18	216001	18	237011	Y	
		rl TO Wm's T&F	18	237011	15,000.00-	18	305038	18	237011	Y	
		Des Tuit to	18	237012	52,460.00-	18	216001	18	237012	Y	
		rl TO MNS GOLF	18	237012	2,500.00-	18	305038	18	237012	Y	
		rl TO WMS GOLF	18	237013	2,500.00-	18	305038	18	237013	Y	
		Des Tuit to	18	237013	76,220.00-	18	216001	18	237013	Y	
		Des Tuit to	18	237014	114,900.00-	18	216001	18	237014	Y	
		rl TO MNS SOCCER	18	237014	7,500.00-	18	305038	18	237014	Y	
		Des Tuit to	18	237015	100,000.00-	18	216001	18	237015	Y	
		Des Tuit to	18	237016	12,000.00-	18	216001	18	237016	Y	
		Des Tuit to	18	237017	15,000.00-	18	216001	18	237017	Y	
		** Potential Increase in Fund Balan			20,503,615.00						
18	020009	SCHOLARSHIPS									
		DES TUIT TO TUIT ASSIST	18	207001	16,700.00-	18	216001	18	207001	Y	
		UII TO TUIT ASSIST	18	207001	58,300.00-	18	225016	18	207001	Y	
		BUS DIFF TO INST SCH	18	207003	35,941.00-	18	216031	18	207003	Y	

Printed on a Xerox 9700 Laser Printing System at the Computing Services Center / Texas A&M University

Form: URGB01 (02/05/85)

CC	Account	Transaction Description	--- Offset --- CC	Account	Amount	-------- Actual Entry --------- ---- From ----- CC	Account	----- To ------ CC	Account	Feed	Mand
18	020009	SCHOLARSHIPS									
		ECS DIFF TO BE ON TIME	18	207003	9,570.00-	18	216032	18	207003	Y	
		NURS DIFF TO Inst Sch	18	207003	9,682.00-	18	216027	18	207003	Y	
		DES TUIT TO INSTI SCH	18	207003	738,832.00-	18	216001	18	207003	Y	
		DES TUIT TO UG SET ASIDE	18	207004	1,944,795.00-	18	216001	18	207004	Y	
		ECS DIFF TO UG SET ASID	18	207004	28,710.00-	18	216032	18	207004	Y	
		BUS DIFF TO UG SET ASI	18	207004	107,824.00-	18	216031	18	207004	Y	
		NURS DIFF TO UG SET AS	18	207004	29,047.00-	18	216027	18	207004	Y	
		NURS DIFF TO GRAD SET AS	18	207005	8,357.00-	18	216027	18	207005	Y	
		ECS DIFF TO GRAD SET ASI	18	207005	592.00-	18	216032	18	207005	Y	
		BUS DIFF TO GRAD SET ASI	18	207005	42,766.00-	18	216031	18	207005	Y	
		Grad Des Tuit to GR Set Aside	18	207005	52,905.00-	18	216040	18	207005	Y	
		DES TUIT TO GRAD SET ASIDE	18	207005	271,696.00-	18	216001	18	207005	Y	
		** Potential Decrease in Fund Balan			3,355,717.00-						
18	030000	INTERCOLLEGIATE ATHLETICS									
		DES TUIT TO FTBL	18	300001	404,607.00-	18	020006	18	300001	Y	
		Corp Spo TO FTBL	18	300001	14,580.00-	18	315133	18	300001	Y	
		ATH FEE TO FTBL	18	300001	288,382.00-	18	315125	18	300001	Y	
		FOOD SVC TO FTBL	18	300001	100,000.00-	18	306011	18	300001	Y	
		FOOD SVC TO MNS BASKETBALL	18	300003	150,000.00-	18	306011	18	300003	Y	
		ATH FEE TO BASKETBALL	18	300003	48,530.00-	18	315125	18	300003	Y	
		Corp Spo TO BASKETBALL	18	300003	10,000.00-	18	315133	18	300003	Y	
		DES TUIT TO MNS BASKETBALL	18	300003	185,433.00-	18	020006	18	300003	Y	
		DES TUIT TO MNS SOCCER	18	300007	10,342.00-	18	020006	18	300007	Y	
		Corp Spo TO MNS SOCCER	18	300007	2,500.00-	18	315133	18	300007	Y	
		ATH FEE TO MNS SOCCER	18	300007	78,276.00-	18	315125	18	300007	Y	
		FOOD SVC TO MNS SOCCER	18	300007	95,000.00-	18	306011	18	300007	Y	
		FOOD SVC TO WMS BASKETBALL	18	300011	150,000.00-	18	306011	18	300011	Y	
		ATH FEE TO WMS BB	18	300011	77,364.00-	18	315125	18	300011	Y	
		Corp Spo TO WMS BB	18	300011	10,000.00-	18	315133	18	300011	Y	
		DES TUIT TO WMS BB	18	300011	94,579.00-	18	020006	18	300011	Y	
		DES TUIT TO ATH ADMIN	18	300013	358,010.00-	18	020006	18	300013	Y	
		Corp Spo to Ath Admin	18	300013	43,120.00-	18	315133	18	300013	Y	
		ATH FEE TO ATH ADMIN	18	300013	178,074.00-	18	315125	18	300013	Y	
		BC TO Athletic Admin	18	300013	24,080.00-	18	040004	18	300013	Y	
		DES TUIT TO MEDIA	18	300014	160,963.00-	18	020006	18	300014	Y	
		ATH FEE TO MEDIA	18	300014	24,606.00-	18	315125	18	300014	Y	
		ATH FEE TO BASEBALL	18	300015	131,739.00-	18	315125	18	300015	Y	
		Corp Spo TO BASEBALL	18	300015	5,000.00-	18	315133	18	300015	Y	
		FOOD SVC TO BASEBALL	18	300015	50,000.00-	18	306011	18	300015	Y	
		DES TUIT TO BASEBALL	18	300015	88,549.00-	18	020006	18	300015	Y	
		DES TUIT TO TRAINING	18	300016	18,100.00-	18	020006	18	300016	Y	
		Corp Spo to Training Room	18	300016	12,800.00-	18	315133	18	300016	Y	
		ATH FEE TO TRAINING	18	300016	197,310.00-	18	315125	18	300016	Y	
		ATH FEE TO EQUESTRIAN	18	300020	57,510.00-	18	315125	18	300020	Y	
		Corp Spo TO MNS GOLF	18	300021	2,500.00-	18	315133	18	300021	Y	

Printed on a Xerox 9700 Laser Printing System at the Computing Services Center / Texas A&M University

Form: URGB01 (02/05/85)

CC	Account	Transaction Description	Offset CC	Offset Account	Amount	Actual Entry From CC	Actual Entry From Account	Actual Entry To CC	Actual Entry To Account	Feed	Mand
18	030000	INTERCOLLEGIATE ATHLETICS									
		FOOD SVC TO MNS GOLF	18	300021	40,000.00-	18	306011	18	300021	Y	
		ATH FEE TO MNS GOLF	18	300021	19,418.00-	18	315125	18	300021	Y	
		DES TUIT TO MNS GOLF	18	300021	41,625.00-	18	020006	18	300021	Y	
		DES TUIT TO VOLLEYBALL	18	300022	83,724.00-	18	020006	18	300022	Y	
		ATH FEE TO VOLLEYBALL	18	300022	51,844.00-	18	315125	18	300022	Y	
		FOOD SVC TO VOLLEYBALL	18	300022	100,000.00-	18	306011	18	300022	Y	
		Corp Spo TO VOLLEYBALL	18	300022	10,000.00-	18	315133	18	300022	Y	
		Corp Spo TO WMS SOCCER	18	300027	2,500.00-	18	315133	18	300027	Y	
		FOOD SVC TO WMS SOCCER	18	300027	50,000.00-	18	306011	18	300027	Y	
		ATH FEE TO WMS SOCCER	18	300027	94,871.00-	18	315125	18	300027	Y	
		DES TUIT TO WMS SOCCER	18	300027	28,152.00-	18	020006	18	300027	Y	
		DES TUIT TO TICKET OFC	18	300033	505.00-	18	020006	18	300033	Y	
		ATH FEE TO TICKET OFFICE	18	300033	53,765.00-	18	315125	18	300033	Y	
		DES TUIT TO MEDICAL	18	300035	237,109.00-	18	020006	18	300035	Y	
		** Potential Decrease in Fund Balan			3,885,467.00-						
18	030018	Women's Softball									
		Corp Spo TO SOFTBALL	18	300018	10,000.00-	18	315133	18	300018	Y	
		ATH FEE TO SOFTBALL	18	300018	81,610.00-	18	315125	18	300018	Y	
		FOOD SVC TO SOFTBALL	18	300018	75,000.00-	18	306011	18	300018	Y	
		DES TUIT TO SOFTBALL	18	300018	122,768.00-	18	020006	18	300018	Y	
		** Potential Decrease in Fund Balan			289,378.00-						
18	030032	Women's Golf									
		Corp Spo TO WMS GOLF	18	300032	2,500.00-	18	315133	18	300032	Y	
		ATH FEE TO WMS GOLF	18	300032	35,442.00-	18	315125	18	300032	Y	
		FOOD SVC TO WMS GOLF	18	300032	40,000.00-	18	306011	18	300032	Y	
		DES TUIT TO WMS GOLF	18	300032	49,045.00-	18	020006	18	300032	Y	
		** Potential Decrease in Fund Balan			126,987.00-						
18	030034	Strength and Conditioning									
		ATH FEE TO STRENGHT & COND	18	300034	220,368.00-	18	315125	18	300034	Y	
		DES TUIT TO STRENGTH & COND	18	300034	6,732.00-	18	020006	18	300034	Y	
		** Potential Decrease in Fund Balan			227,100.00-						
18	030040	Academic Success									
		Corp Spo TO ACADEMIC SUCC	18	300040	4,500.00-	18	315133	18	300040	Y	
		DES TUIT TO ACADEMIC SUCC	18	300040	8,500.00-	18	020006	18	300040	Y	
		** Potential Decrease in Fund Balan			13,000.00-						
18	030041	Men's Track&Field/Cross Countr									
		Corp Spo TO MNS TRACK & F	18	300041	5,000.00-	18	315133	18	300041	Y	
		ATH FEE TO MNS TRACK & F	18	300041	115,766.00-	18	315125	18	300041	Y	
		FOOD SVC TO MNS TRACK	18	300041	75,000.00-	18	306011	18	300041	Y	
		DES TUIT TO MNS TRACK	18	300041	15,870.00-	18	020006	18	300041	Y	
		** Potential Decrease in Fund Balan			211,636.00-						

Printed on a Xerox 9700 Laser Printing System at the Computing Services Center / Texas A&M University

Form: URGB01 (02/05/85)

CC	Account	Transaction Description	Offset CC	Offset Account	Amount	Actual Entry From CC	Actual Entry From Account	Actual Entry To CC	Actual Entry To Account	Feed	Mand
18	030044	Women's Track&Field/CrossCount									
		Corp Spo TO WMS TRACK & F	18	300044	5,000.00-	18	315133	18	300044	Y	
		ATH FEE TO WMS TRACK & F	18	300044	81,116.00-	18	315125	18	300044	Y	
		FOOD SVC TO WMS TRACK	18	300044	75,000.00-	18	306011	18	300044	Y	
		DES TUIT TO WMS TRACK	18	300044	36,711.00-	18	020006	18	300044	Y	
		** Potential Decrease in Fund Balan			197,827.00-						
18	031030	AdmitHub									
		SSF TO StrengthQuest	18	338502	16,500.00-	18	324001	18	338502	Y	
		** Potential Decrease in Fund Balan			16,500.00-						
18	031081	Kid's Kollege									
		SSF TO KIDS KOLLEGE	18	304081	138,000.00-	18	324001	18	304081	Y	
		** Potential Decrease in Fund Balan			138,000.00-						
18	032021	Parent's Day									
		SSF TO FAMILY WEEK	18	314021	7,000.00-	18	324001	18	314021	Y	
		** Potential Decrease in Fund Balan			7,000.00-						
18	032027	Student Svc Fee Contingency									
		SSF TO SSF CONT	18	314027	56,473.00-	18	324001	18	314027	Y	
		** Potential Decrease in Fund Balan			56,473.00-						
18	032900	Purchased GA Services									
		SSF TO PURCH GA SVCS	18	314900	57,474.00-	18	324001	18	314900	Y	
		DES TUIT TO PURCH GA SVCS	18	314900	95,306.00-	18	020006	18	314900	Y	
		** Potential Decrease in Fund Balan			152,780.00-						
18	032991	Student Service Fee Control									
		SSF TO Welcome Week	18	324001	6,964.00	18	324001	18	338506	Y	
		SSF TO FAMILY WEEK	18	324001	7,000.00	18	324001	18	314021	Y	
		SSF TO StrengthQuest	18	324001	16,500.00	18	324001	18	338502	Y	
		SSF TO PURCH GA SVCS	18	324001	57,474.00	18	324001	18	314900	Y	
		SSF TO KIDS KOLLEGE	18	324001	138,000.00	18	324001	18	304081	Y	
		SSF TO SSF CONT	18	324001	56,473.00	18	324001	18	314027	Y	
		** Potential Increase in Fund Balan			282,411.00						
18	032992	SCC Fee - Control									
		UCF TO JBK	18	324002	830,144.00	18	324002	18	306033	Y	
		** Potential Increase in Fund Balan			830,144.00						
18	033013	Post Office									
		DES TUIT TO POST OFFICE	18	305013	11,448.00-	18	020006	18	305013	Y	
		** Potential Decrease in Fund Balan			11,448.00-						
18	033038	Athletic Housing Scholarships									
		rl TO MNS BASKETBALL	18	305038	15,000.00	18	305038	18	237003	Y	

Printed on a Xerox 9700 Laser Printing System at the Computing Services Center / Texas A&M University

Form: URGB01 (02/05/85)

CC	Account	Transaction Description	--- Offset --- CC	Account	Amount	-------- Actual Entry --------- ---- From ----- CC	Account	----- To ------ CC	Account	Feed	Mand
18	033038	Athletic Housing Scholarships									
		rl TO VOLLEYBALL	18	305038	15,000.00	18	305038	18	237006	Y	
		rl TO MNS TRACK	18	305038	15,000.00	18	305038	18	237008	Y	
		rl TO BASEBALL	18	305038	15,000.00	18	305038	18	237007	Y	
		rl TO WMS BB	18	305038	17,500.00	18	305038	18	237004	Y	
		rl TO Wm's T&F	18	305038	15,000.00	18	305038	18	237011	Y	
		rl TO SOFTBALL	18	305038	7,500.00	18	305038	18	237005	Y	
		rl TO WMS SOCCER	18	305038	7,500.00	18	305038	18	237009	Y	
		rl TO FTBL	18	305038	50,000.00	18	305038	18	237002	Y	
		rl TO MNS SOCCER	18	305038	7,500.00	18	305038	18	237014	Y	
		rl TO MNS GOLF	18	305038	2,500.00	18	305038	18	237012	Y	
		rl TO WMS GOLF	18	305038	2,500.00	18	305038	18	237013	Y	
		** Potential Increase in Fund Balan			170,000.00						
18	033206	TAMUS Bond Debt Service									
		RES HALL DEBT SVC	18	305206	5,137,559.00-	18	315183	18	305206	Y	
		** Potential Decrease in Fund Balan			5,137,559.00-						
18	033705	Miscellaneous Income									
		TUIT & FEE DISCOUNTS	18	305705	2,266,747.00-	18	040009	18	305705	Y	
		** Potential Decrease in Fund Balan			2,266,747.00-						
18	033901	Residential Living Common Exp									
		RES LIV TO LAUNDRY	18	305901	11,000.00	18	305901	18	315184	Y	
		RES LIV TO HALL DUES	18	305901	46,000.00	18	305901	18	315185	Y	
		** Potential Increase in Fund Balan			57,000.00						
18	034011	Food Service									
		FOOD SVC TO WMS GOLF	18	306011	40,000.00	18	306011	18	300032	Y	
		FOOD SVC TO WMS TRACK	18	306011	75,000.00	18	306011	18	300044	Y	
		FOOD SVC TO DEF MAINT	18	306011	250,000.00	18	306011	18	342017	Y	
		FOOD SVC TO MNS TRACK	18	306011	75,000.00	18	306011	18	300041	Y	
		FOOD SVC TO WMS BASKETBALL	18	306011	150,000.00	18	306011	18	300011	Y	
		FOOD SVC TO VOLLEYBALL	18	306011	100,000.00	18	306011	18	300022	Y	
		FOOD SVC TO BASEBALL	18	306011	50,000.00	18	306011	18	300015	Y	
		FOOD SVC TO MNS GOLF	18	306011	40,000.00	18	306011	18	300021	Y	
		FOOD SVC TO SOFTBALL	18	306011	75,000.00	18	306011	18	300018	Y	
		FOOD SVC TO MNS SOCCER	18	306011	95,000.00	18	306011	18	300007	Y	
		FOOD SVC TO WMS SOCCER	18	306011	50,000.00	18	306011	18	300027	Y	
		FOOD SVC TO MNS BASKETBALL	18	306011	150,000.00	18	306011	18	300003	Y	
		FOOD SVC TO FTBL	18	306011	100,000.00	18	306011	18	300001	Y	
		** Potential Increase in Fund Balan			1,250,000.00						
18	034033	JBK Student Center									
		UCF TO JBK	18	306033	830,144.00-	18	324002	18	306033	Y	
		** Potential Decrease in Fund Balan			830,144.00-						

Printed on a Xerox 9700 Laser Printing System at the Computing Services Center / Texas A&M University

Form: URGB01 (02/05/85)

CC	Account	Transaction Description	--- Offset --- CC	Account	Amount	-------- Actual Entry --------- ---- From ----- CC	Account	----- To ------ CC	Account	Feed	Mand
18	035125	Intercollegt Ath Fee - Control									
		ATH FEE TO DEBT SVC RESERVE	18	315125	761,153.00	18	315125	18	315150	Y	
		ATH FEE TO FOOTBALL STADIUM OPS	18	315125	662,347.00	18	315125	18	342020	Y	
		ATH FEE TO COMPLIANCE	18	315125	61,820.00	18	315125	18	315212	Y	
		ATH FEE TO EVEN OP	18	315125	1,314.00	18	315125	18	315173	Y	
		ATH FEE TO TICKET SALES	18	315125	9,265.00	18	315125	18	315213	Y	
		ATH FEE TO WMS TRACK & F	18	315125	81,116.00	18	315125	18	300044	Y	
		ATH FEE to Ath Leadership	18	315125	3,000.00	18	315125	18	342023	Y	
		ATH FEE TO WMS SOCCER	18	315125	94,871.00	18	315125	18	300027	Y	
		ATH FEE TO TICKET OFFICE	18	315125	53,765.00	18	315125	18	300033	Y	
		ATH FEE TO WMS GOLF	18	315125	35,442.00	18	315125	18	300032	Y	
		ATH FEE TO VOLLEYBALL	18	315125	51,844.00	18	315125	18	300022	Y	
		ATH FEE TO STRENGHT & COND	18	315125	220,368.00	18	315125	18	300034	Y	
		ATH FEE TO MNS GOLF	18	315125	19,418.00	18	315125	18	300021	Y	
		ATH FEE TO MNS TRACK & F	18	315125	115,766.00	18	315125	18	300041	Y	
		ATH FEE TO MEDIA	18	315125	24,606.00	18	315125	18	300014	Y	
		ATH FEE TO TRAINING	18	315125	197,310.00	18	315125	18	300016	Y	
		ATH FEE TO BASEBALL	18	315125	131,739.00	18	315125	18	300015	Y	
		ATH FEE TO WMS BB	18	315125	77,364.00	18	315125	18	300011	Y	
		ATH FEE TO EQUESTRIAN	18	315125	57,510.00	18	315125	18	300020	Y	
		ATH FEE TO ATH ADMIN	18	315125	178,074.00	18	315125	18	300013	Y	
		ATH FEE TO SOFTBALL	18	315125	81,610.00	18	315125	18	300018	Y	
		ATH FEE TO MNS SOCCER	18	315125	78,276.00	18	315125	18	300007	Y	
		ATH FEE TO BASKETBALL	18	315125	48,530.00	18	315125	18	300003	Y	
		ATH FEE TO FTBL	18	315125	288,382.00	18	315125	18	300001	Y	
		** Potential Increase in Fund Balan			3,334,890.00						
18	035133	Athletics Corporate Sponsorshi									
		Corp Spo TO WMS TRACK & F	18	315133	5,000.00	18	315133	18	300044	Y	
		Corp Spo TO WMS SOCCER	18	315133	2,500.00	18	315133	18	300027	Y	
		Corp Spo TO VOLLEYBALL	18	315133	10,000.00	18	315133	18	300022	Y	
		Corp Spo TO WMS GOLF	18	315133	2,500.00	18	315133	18	300032	Y	
		Corp Spo TO MNS GOLF	18	315133	2,500.00	18	315133	18	300021	Y	
		Corp Spo TO ACADEMIC SUCC	18	315133	4,500.00	18	315133	18	300040	Y	
		Corp Spo TO SOFTBALL	18	315133	10,000.00	18	315133	18	300018	Y	
		Corp Spo TO MNS TRACK & F	18	315133	5,000.00	18	315133	18	300041	Y	
		Corp Spo TO MNS SOCCER	18	315133	2,500.00	18	315133	18	300007	Y	
		Corp Spo TO BASEBALL	18	315133	5,000.00	18	315133	18	300015	Y	
		Corp Spo TO WMS BB	18	315133	10,000.00	18	315133	18	300011	Y	
		Corp Spo to Ath Admin	18	315133	43,120.00	18	315133	18	300013	Y	
		Corp Spo TO BASKETBALL	18	315133	10,000.00	18	315133	18	300003	Y	
		Corp Spo to Training Room	18	315133	12,800.00	18	315133	18	300016	Y	
		Corp Spo TO FTBL	18	315133	14,580.00	18	315133	18	300001	Y	
		** Potential Increase in Fund Balan			140,000.00						
18	035150	TAMU Debt Service - Athletics									
		ATH FEE TO DEBT SVC RESERVE	18	315150	761,153.00-	18	315125	18	315150	Y	
		** Potential Decrease in Fund Balan			761,153.00-						

Printed on a Xerox 9700 Laser Printing System at the Computing Services Center / Texas A&M University

Form: URGB01 (02/05/85)

CC	Account	Transaction Description	--- Offset --- CC	Account	Amount	-------- Actual Entry --------- ---- From ----- CC	Account	----- To ------ CC	Account	Feed	Mand
18	035172	Athletic Bonus Reserve									
		DES TUIT TO BONUS RESERVE	18	315172	48,500.00-	18	020006	18	315172	Y	
		** Potential Decrease in Fund Balan			48,500.00-						
18	035173	Athletic Event Operations									
		ATH FEE TO EVEN OP	18	315173	1,314.00-	18	315125	18	315173	Y	
		DES TUIT TO EVENT OPS	18	315173	125,466.00-	18	020006	18	315173	Y	
		** Potential Decrease in Fund Balan			126,780.00-						
18	035183	Residence Halls Debt Service									
		RES HALL DEBT SVC	18	315183	5,137,559.00	18	315183	18	305206	Y	
		** Potential Increase in Fund Balan			5,137,559.00						
18	035184	Laundry Revenue - RL									
		RES LIV TO LAUNDRY	18	315184	11,000.00-	18	305901	18	315184	Y	
		** Potential Decrease in Fund Balan			11,000.00-						
18	035185	Hall Dues Transfer									
		RES LIV TO HALL DUES	18	315185	46,000.00-	18	305901	18	315185	Y	
		** Potential Decrease in Fund Balan			46,000.00-						
18	035212	Athletic Compliance									
		ATH FEE TO COMPLIANCE	18	315212	61,820.00-	18	315125	18	315212	Y	
		DES TUIT TO COMPLIANCE	18	315212	87,825.00-	18	020006	18	315212	Y	
		** Potential Decrease in Fund Balan			149,645.00-						
18	035213	Ticket Sales									
		ATH FEE TO TICKET SALES	18	315213	9,265.00-	18	315125	18	315213	Y	
		DES TUIT TO ticket sales	18	315213	325.00-	18	020006	18	315213	Y	
		** Potential Decrease in Fund Balan			9,590.00-						
18	035506	Welcome Week									
		SSF TO Welcome Week	18	338506	6,964.00-	18	324001	18	338506	Y	
		** Potential Decrease in Fund Balan			6,964.00-						
18	035937	FOOD SERVICE DEFERRED MAINT									
		FOOD SVC TO DEF MAINT	18	342017	250,000.00-	18	306011	18	342017	Y	
		** Potential Decrease in Fund Balan			250,000.00-						
18	035940	FOOTBALL STADIUM									
		ATH FEE TO FOOTBALL STADIUM OPS	18	342020	662,347.00-	18	315125	18	342020	Y	
		** Potential Decrease in Fund Balan			662,347.00-						
18	035943	Athletic Leadership									
		ATH FEE to Ath Leadership	18	342023	3,000.00-	18	315125	18	342023	Y	
		** Potential Decrease in Fund Balan			3,000.00-						

Printed on a Xerox 9700 Laser Printing System at the Computing Services Center / Texas A&M University

Form: URGB01 (02/05/85)

CC	Account	Transaction Description	--- Offset --- CC	Account	Amount	-------- Actual Entry --------- ---- From ----- CC	Account	----- To ------ CC	Account	Feed	Mand
18	040004	ACADEMIC SUPPORT									
		SSF TO MUSEUM M&O	18	423107	10,500.00-	18	032991	18	423107	Y	
		** Potential Decrease in Fund Balan			10,500.00-						
18	040005	STUDENT SERVICES									
		ATH FEE TO BUFFALO CLUB OP	18	424003	2,582.00-	18	035125	18	424003	Y	
		DES TUIT TO buff club	18	424003	2,089.00-	18	020006	18	424003	Y	
		** Potential Decrease in Fund Balan			4,671.00-						
18	095001	DrMLGreenSportsExerciseSciScho									
		GIFTS TO DEBT SVC	18	958001	300,000.00	18	958001	18	226013	N	
		** Potential Increase in Fund Balan			300,000.00						
18	100099	Miscellaneous Income									
		TUIT & FEE DISCOUNTS	18	010006	4,132,013.00	18	040009	18	100099	Y	
		** Increase in SL Allocation **			4,132,013.00						
18	200278	USF-DistanceLearningAcdmcSuppr									
		USF TO DIS LEARN ACAD SU	18	020001	369,345.00	18	216034	18	200278	Y	
		** Increase in SL Allocation **			369,345.00						
18	200279	USF-DistanceLearning-ITSupport									
		USF TO DIS LEARN IT SUPP	18	020001	835,324.00	18	216034	18	200279	Y	
		** Increase in SL Allocation **			835,324.00						
18	200280	USF-Open Access Lab									
		USF TO OPEN ACCESS	18	020001	789,399.00	18	216034	18	200280	Y	
		** Increase in SL Allocation **			789,399.00						
18	200281	USF-Smart Classroom Support									
		USF TO SMART CLASSRMS	18	020001	95,193.00	18	216034	18	200281	Y	
		** Increase in SL Allocation **			95,193.00						
18	200282	USF-Remote labs									
		USF TO REMOTE LABS	18	020001	26,830.00	18	216034	18	200282	Y	
		** Increase in SL Allocation **			26,830.00						
18	200283	USF-Technology									
		USF TO USF RESERVE	18	020001	691,890.00	18	216034	18	200283	Y	
		** Increase in SL Allocation **			691,890.00						
18	202058	EVENT SERVICES									
		UII TO EVENT SERVICES	18	020003	6,000.00	18	225016	18	202058	Y	
		** Increase in SL Allocation **			6,000.00						
18	203005	Graduate Dean - Miscellaneous									
		Grad Des Tuit to Grad Dean Misc	18	020004	205,387.00	18	216040	18	203005	Y	

Printed on a Xerox 9700 Laser Printing System at the Computing Services Center / Texas A&M University

Form: URGB01 (02/05/85)

CC	Account	Transaction Description	--- Offset --- CC	Account	Amount	-------- Actual Entry --------- ---- From ----- CC	Account	----- To ------ CC	Account	Feed	Mand
18	203005	Graduate Dean - Miscellaneous									
		GRAD APP FEE TO GRAD DEAN MI	18	020004	81,931.00	18	204041	18	203005	Y	
		** Increase in SL Allocation **			287,318.00						
18	203022	Part-Time Student Scholarship									
		UII TO PART TIME STUD SCH	18	020004	14,400.00	18	225016	18	203022	Y	
		** Increase in SL Allocation **			14,400.00						
18	203023	Dean Ed and SS Miscellaneous									
		UII TO DEAN ESS	18	020004	1,920.00	18	225016	18	203023	Y	
		** Increase in SL Allocation **			1,920.00						
18	203024	College of Business Misc Exp									
		UII TO DEAN COB	18	020004	1,000.00	18	225016	18	203024	Y	
		** Increase in SL Allocation **			1,000.00						
18	203025	Dean ANS Miscellaneous Exp									
		UII TO DEAN ANNS	18	020004	1,920.00	18	225016	18	203025	Y	
		** Increase in SL Allocation **			1,920.00						
18	203026	Dean FAH Misc Exp									
		UII TO DEAN FAH	18	020004	1,920.00	18	225016	18	203026	Y	
		** Increase in SL Allocation **			1,920.00						
18	203036	TPEG - Resident									
		TPEG TO DESIGNATED	18	020004	1,802,504.00	18	010008	18	203036	Y	
		** Increase in SL Allocation **			1,802,504.00						
18	203056	Sponsored Research Svcs									
		INDIRECT TO GRANT OFC	18	020004	73,681.00	18	225052	18	203056	Y	
		** Increase in SL Allocation **			73,681.00						
18	203072	Study Abroad									
		DES TUIT TO STUDY ABROAD	18	020004	35,031.00	18	216001	18	203072	Y	
		SSF TO STUDY ABROAD	18	020004	50,849.00	18	032991	18	203072	Y	
		** Increase in SL Allocation **			85,880.00						
18	203075	Dean Nrsng/Hlth Scnce Misc Exp									
		UII TO DEAN NHS	18	020004	2,000.00	18	225016	18	203075	Y	
		** Increase in SL Allocation **			2,000.00						
18	203084	Campus to Community									
		DES TUIT TO QEP LOCAL	18	020004	168,202.00	18	216001	18	203084	Y	
		** Increase in SL Allocation **			168,202.00						
18	203132	USF-Advising Expendable									
		USF TO ADVISING FEE EXPEND	18	020004	771,574.00	18	216034	18	203132	Y	
		** Increase in SL Allocation **			771,574.00						

Printed on a Xerox 9700 Laser Printing System at the Computing Services Center / Texas A&M University

Form: URGB01 (02/05/85)

CC	Account	Transaction Description	--- Offset --- CC	Account	Amount	-------- Actual Entry --------- ---- From ----- CC	Account	----- To ------ CC	Account	Feed	Mand
18	204029	Application Fees									
		APP FEE TO INTL STUD	18	020005	39,975.00-	18	204029	18	224004	Y	
		APP FEE TO STUD RECRUI	18	020005	180,835.00-	18	204029	18	204062	Y	
		APP FEE TO GRAD APP FEE	18	020005	93,340.00-	18	204029	18	204041	Y	
		** Decrease in SL Allocation **			314,150.00-						
18	204041	Graduate Application Fee									
		APP FEE TO GRAD APP FEE	18	020005	93,340.00	18	204029	18	204041	Y	
		GRAD APP FEE TO GRAD DEAN MI	18	020005	81,931.00-	18	204041	18	203005	Y	
		** Increase in SL Allocation **			11,409.00						
18	204059	USF-Graduation									
		USF TO GRADUATION	18	020005	60,240.00	18	216034	18	204059	Y	
		** Increase in SL Allocation **			60,240.00						
18	204060	USF-Freshman Convocation									
		USF TO CONVOCATION	18	020005	15,000.00	18	216034	18	204060	Y	
		DES TUIT TO FRESHMEN CONVOCA	18	020005	13,000.00	18	216001	18	204060	Y	
		** Increase in SL Allocation **			28,000.00						
18	204061	USF-1-800-Telephone Service									
		USF TO 1-800 TELE	18	020005	1,000.00	18	216034	18	204061	Y	
		** Increase in SL Allocation **			1,000.00						
18	204062	USF-Student Recruitment									
		USF TO STUDENT RECRUITMENT	18	020005	315,956.00	18	216034	18	204062	Y	
		DES TUIT TO STUD RECRUIT	18	020005	135,306.00	18	216001	18	204062	Y	
		APP FEE TO STUD RECRUI	18	020005	180,835.00	18	204029	18	204062	Y	
		** Increase in SL Allocation **			632,097.00						
18	204065	Supplemental Instruction									
		DES TUIT TO SUPP INST	18	020005	31,250.00	18	216001	18	204065	Y	
		** Increase in SL Allocation **			31,250.00						
18	204068	Campus Services									
		UII TO CAMPUS SVCS SCH	18	020005	13,824.00	18	225016	18	204068	Y	
		** Increase in SL Allocation **			13,824.00						
18	204069	Student Success Center									
		SSF TO STUD SUCCESS CTR	18	020005	105,000.00	18	032991	18	204069	Y	
		** Increase in SL Allocation **			105,000.00						
18	204071	Rodeo Program									
		DES TUIT TO RODEO PROGRAM	18	020005	117,454.00	18	216001	18	204071	Y	
		** Increase in SL Allocation **			117,454.00						
18	204073	Buff Allies									
		SSF TO BUFF ALLIES	18	020005	3,000.00	18	032991	18	204073	Y	
		** Increase in SL Allocation **			3,000.00						

Printed on a Xerox 9700 Laser Printing System at the Computing Services Center / Texas A&M University

Form: URGB01 (02/05/85)

CC	Account	Transaction Description	Offset CC	Offset Account	Amount	Actual Entry From CC	Actual Entry From Account	Actual Entry To CC	Actual Entry To Account	Feed	Mand
18	204076	Buffalo Club Golf Tournament									
		BC TO BC Golf Tourn	18	020005	15,000.00	18	040004	18	204076	Y	
		** Increase in SL Allocation **			15,000.00						
18	204115	Student Affairs Admn									
		SSF TO STUD SVCS ADMIN	18	020005	260,000.00	18	032991	18	204115	Y	
		** Increase in SL Allocation **			260,000.00						
18	204117	Veterans Services									
		DES TUIT TO VET RES CNTR	18	020005	5,000.00	18	216001	18	204117	Y	
		SSF TO VETERANS RESOURCE CTR	18	020005	86,000.00	18	032991	18	204117	Y	
		** Increase in SL Allocation **			91,000.00						
18	205021	Staff Council									
		UII TO STAFF COUNCIL	18	020006	3,290.00	18	225016	18	205021	Y	
		** Increase in SL Allocation **			3,290.00						
18	205027	Advertising & Marketing									
		DES TUIT TO ADVER & MKT	18	020006	372,268.00	18	216001	18	205027	Y	
		** Increase in SL Allocation **			372,268.00						
18	205028	Officer/Director Liability									
		UII TO OFC DIR LIAB INSURANCE	18	020006	5,200.00	18	225016	18	205028	Y	
		** Increase in SL Allocation **			5,200.00						
18	205032	Staff Employee Service Awards									
		UII TO STAFF SVC AWARDS	18	020006	1,250.00	18	225016	18	205032	Y	
		** Increase in SL Allocation **			1,250.00						
18	205033	Staff Council Staff Exc Awards									
		UII TO STAFF COUNCIL EXCE	18	020006	750.00	18	225016	18	205033	Y	
		** Increase in SL Allocation **			750.00						
18	205034	Accreditation Expense									
		DES TUIT TO ACCREDI	18	020006	20,800.00	18	216001	18	205034	Y	
		** Increase in SL Allocation **			20,800.00						
18	205042	VPSA Travel Pool									
		DES TUIT TO VPSA	18	020006	2,105.00	18	216001	18	205042	Y	
		UII TO VPSA TRAVEL POOL	18	020006	1,000.00	18	225016	18	205042	Y	
		** Increase in SL Allocation **			3,105.00						
18	205058	Risk Management									
		DES TUIT TO RISK MGMT	18	020006	5,360.00	18	216001	18	205058	Y	
		** Increase in SL Allocation **			5,360.00						
18	205068	USF-Telecommunications Srvcs									
		USF TO TELECOMM SVC	18	020006	90,074.00	18	216034	18	205068	Y	
		** Increase in SL Allocation **			90,074.00						

Printed on a Xerox 9700 Laser Printing System at the Computing Services Center / Texas A&M University

Form: URGB01 (02/05/85)

CC	Account	Transaction Description	--- Offset --- CC	Account	Amount	-------- Actual Entry --------- ---- From ----- CC	Account	----- To ------ CC	Account	Feed	Mand
18	205069	USF-Gold Card Operations									
		USF TO GOLD CARD	18	020006	95,673.00	18	216034	18	205069	Y	
		UII TO GOLD CARD	18	020006	12,208.00	18	225016	18	205069	Y	
		** Increase in SL Allocation **			107,881.00						
18	205070	USF-Computer Services									
		USF TO COMP SVC	18	020006	411,663.00	18	216034	18	205070	Y	
		** Increase in SL Allocation **			411,663.00						
18	205071	USF-IT Service Center									
		USF TO IT SVC CTR	18	020006	107,014.00	18	216034	18	205071	Y	
		** Increase in SL Allocation **			107,014.00						
18	205072	USF-Network Services									
		USF TO NETWORK SVCS	18	020006	305,478.00	18	216034	18	205072	Y	
		** Increase in SL Allocation **			305,478.00						
18	205073	USF-Web Services									
		USF TO WEB SVCS	18	020006	166,852.00	18	216034	18	205073	Y	
		** Increase in SL Allocation **			166,852.00						
18	205074	USF-PC Support									
		USF TO PC SUPPORT	18	020006	89,362.00	18	216034	18	205074	Y	
		** Increase in SL Allocation **			89,362.00						
18	205075	USF-Bus Operations									
		USF TO BUS OPER	18	020006	265,162.00	18	216034	18	205075	Y	
		** Increase in SL Allocation **			265,162.00						
18	205076	USF-Comm&Marketing Salaries									
		USF TO COMM & MKT SAL	18	020006	57,235.00	18	216034	18	205076	Y	
		** Increase in SL Allocation **			57,235.00						
18	205079	VPSA Misc Expense									
		UII TO VPSA	18	020006	3,840.00	18	225016	18	205079	Y	
		** Increase in SL Allocation **			3,840.00						
18	205083	TRASH DISPOSAL									
		DES TUIT TO TRASH DISPOSAL	18	020006	98,400.00	18	216001	18	205083	Y	
		** Increase in SL Allocation **			98,400.00						
18	206001	AC Building Operations									
		SSF TO ACT CTR	18	020007	231,000.00	18	032991	18	206001	Y	
		REC SPORT TO AC	18	020007	147,231.00	18	216007	18	206001	Y	
		** Increase in SL Allocation **			378,231.00						
18	206002	Desgn Fd Purch Svc									
		LATE REG TO PURCH SCV	18	020007	53,856.00	18	216011	18	206002	Y	
		** Increase in SL Allocation **			53,856.00						

Printed on a Xerox 9700 Laser Printing System at the Computing Services Center / Texas A&M University

Form: URGB01 (02/05/85)

CC	Account	Transaction Description	Offset CC	Offset Account	Amount	Actual Entry From CC	Actual Entry From Account	Actual Entry To CC	Actual Entry To Account	Feed	Mand
18	206007	Intercollegiate Athl Facil									
		DES TUIT TO ATH FAC	18	020007	257,185.00	18	216001	18	206007	Y	
		** Increase in SL Allocation **			257,185.00						
18	206008	PP Purchased Svc									
		DES TUIT TO PP Purch Srvcs	18	020007	4,436,803.00	18	216001	18	206008	Y	
		** Increase in SL Allocation **			4,436,803.00						
18	206014	Festival of Lights									
		UII TO FESTIVAL OF LIGHTS	18	020007	1,000.00	18	225016	18	206014	Y	
		** Increase in SL Allocation **			1,000.00						
18	206020	Amarillo Center - Reserve									
		DES TUIT TO AMA CTR	18	020007	554,970.00	18	216001	18	206020	Y	
		** Increase in SL Allocation **			554,970.00						
18	206024	Parking Services									
		DES TUIT TO PARK SVCS	18	020007	115,688.00	18	216001	18	206024	Y	
		PARKING SVCS TO PAVING	18	020007	50,000.00-	18	206024	18	206027	Y	
		** Increase in SL Allocation **			65,688.00						
18	206026	USF - University Police Departme									
		USF TO UPD	18	020007	360,506.00	18	216034	18	206026	Y	
		** Increase in SL Allocation **			360,506.00						
18	206027	Paving Lot/Paving									
		USF TO PAVING FUND	18	020007	257,087.00	18	216034	18	206027	Y	
		PARKING SVCS TO PAVING	18	020007	50,000.00	18	206024	18	206027	Y	
		** Increase in SL Allocation **			307,087.00						
18	206032	Sports Complex Operations									
		ATH FEE TO SPORTS COMPLEX	18	020007	388,377.00	18	035125	18	206032	Y	
		** Increase in SL Allocation **			388,377.00						
18	206100	Rec Sports Fee Reserve									
		REC SPORT TO RESERVE	18	020007	2,455.00	18	216007	18	206100	Y	
		** Increase in SL Allocation **			2,455.00						
18	206101	Events Center Operations									
		REC SPORT TO EVENT CTR OPS	18	020007	376,795.00	18	216007	18	206101	Y	
		** Increase in SL Allocation **			376,795.00						
18	207001	Tuition Assistance Fund Sch									
		UII TO TUIT ASSIST	18	020009	58,300.00	18	225016	18	207001	Y	
		DES TUIT TO TUIT ASSIST	18	020009	16,700.00	18	216001	18	207001	Y	
		** Increase in SL Allocation **			75,000.00						

Printed on a Xerox 9700 Laser Printing System at the Computing Services Center / Texas A&M University

Form: URGB01 (02/05/85)

CC	Account	Transaction Description	--- Offset --- CC	Account	Amount	-------- Actual Entry --------- ---- From ----- CC	Account	----- To ------ CC	Account	Feed	Mand
18	207003	Institutional Scholarships									
		DES TUIT TO INSTI SCH	18	020009	738,832.00	18	216001	18	207003	Y	
		NURS DIFF TO Inst Sch	18	020009	9,682.00	18	216027	18	207003	Y	
		ECS DIFF TO BE ON TIME	18	020009	9,570.00	18	216032	18	207003	Y	
		BUS DIFF TO INST SCH	18	020009	35,941.00	18	216031	18	207003	Y	
		** Increase in SL Allocation **			794,025.00						
18	207004	Resident UG Set Aside									
		BUS DIFF TO UG SET ASI	18	020009	107,824.00	18	216031	18	207004	Y	
		ECS DIFF TO UG SET ASID	18	020009	28,710.00	18	216032	18	207004	Y	
		NURS DIFF TO UG SET AS	18	020009	29,047.00	18	216027	18	207004	Y	
		DES TUIT TO UG SET ASIDE	18	020009	1,944,795.00	18	216001	18	207004	Y	
		** Increase in SL Allocation **			2,110,376.00						
18	207005	Resident Grad Set Aside									
		DES TUIT TO GRAD SET ASIDE	18	020009	271,696.00	18	216001	18	207005	Y	
		BUS DIFF TO GRAD SET ASI	18	020009	42,766.00	18	216031	18	207005	Y	
		ECS DIFF TO GRAD SET ASI	18	020009	592.00	18	216032	18	207005	Y	
		NURS DIFF TO GRAD SET AS	18	020009	8,357.00	18	216027	18	207005	Y	
		Grad Des Tuit to GR Set Aside	18	020009	52,905.00	18	216040	18	207005	Y	
		** Increase in SL Allocation **			376,316.00						
18	210100	IITL									
		DES TUIT TO IITL	18	020001	35,351.00	18	216001	18	210100	Y	
		** Increase in SL Allocation **			35,351.00						
18	210101	Travel Contingency VPAA									
		DES TUIT TO VPAA CONT	18	020001	42,776.00	18	216001	18	210101	Y	
		UII TO VPAA TRAVEL POOL	18	020001	7,000.00	18	225016	18	210101	Y	
		** Increase in SL Allocation **			49,776.00						
18	210103	LEES									
		DES TUIT TO LEES	18	020001	54,104.00	18	216001	18	210103	Y	
		** Increase in SL Allocation **			54,104.00						
18	210104	Division of Ag									
		DES TUIT TO AG	18	020001	57,530.00	18	216001	18	210104	Y	
		** Increase in SL Allocation **			57,530.00						
18	210105	Chemistry and Physics									
		DES TUIT TO CP	18	020001	31,030.00	18	216001	18	210105	Y	
		** Increase in SL Allocation **			31,030.00						
18	210106	Division of Nursing									
		DES TUIT TO NURS	18	020001	60,505.00	18	216001	18	210106	Y	
		** Increase in SL Allocation **			60,505.00						

Printed on a Xerox 9700 Laser Printing System at the Computing Services Center / Texas A&M University

Form: URGB01 (02/05/85)

CC	Account	Transaction Description	--- Offset --- CC	Account	Amount	-------- Actual Entry --------- ---- From ----- CC	Account	----- To ------ CC	Account	Feed	Mand
18	210107	Accounting/Eco/Fin									
		DES TUIT TO AEF	18	020001	63,594.00	18	216001	18	210107	Y	
		** Increase in SL Allocation **			63,594.00						
18	210108	Mgmt/Marketing/GB									
		DES TUIT TO MMGB	18	020001	45,451.00	18	216001	18	210108	Y	
		** Increase in SL Allocation **			45,451.00						
18	210109	IDM									
		DES TUIT TO CIDM	18	020001	47,504.00	18	216001	18	210109	Y	
		** Increase in SL Allocation **			47,504.00						
18	210110	Economic Education									
		DES TUIT TO ECONOMIC ED	18	020001	644.00	18	216001	18	210110	Y	
		** Increase in SL Allocation **			644.00						
18	210111	ATD M&O									
		DES TUIT TO ATD	18	020001	56,684.00	18	216001	18	210111	Y	
		** Increase in SL Allocation **			56,684.00						
18	210112	Music									
		DES TUIT TO MUSIC	18	020001	69,358.00	18	216001	18	210112	Y	
		** Increase in SL Allocation **			69,358.00						
18	210113	EPML M&O									
		DES TUIT TO EPML	18	020001	28,033.00	18	216001	18	210113	Y	
		** Increase in SL Allocation **			28,033.00						
18	210114	Communication Disorders									
		DES TUIT TO COMM DIS	18	020001	30,700.00	18	216001	18	210114	Y	
		** Increase in SL Allocation **			30,700.00						
18	210115	DIvision of Education									
		DES TUIT TO DIV OF ED	18	020001	106,007.00	18	216001	18	210115	Y	
		** Increase in SL Allocation **			106,007.00						
18	210116	Behavioral Science									
		DES TUIT TO PSSW	18	020001	43,676.00	18	216001	18	210116	Y	
		** Increase in SL Allocation **			43,676.00						
18	210117	SES									
		DES TUIT TO SES	18	020001	28,295.00	18	216001	18	210117	Y	
		** Increase in SL Allocation **			28,295.00						
18	210118	Poli Sci/Criminal J									
		DES TUIT TO PSCJ	18	020001	33,750.00	18	216001	18	210118	Y	
		** Increase in SL Allocation **			33,750.00						

Printed on a Xerox 9700 Laser Printing System at the Computing Services Center / Texas A&M University

Form: URGB01 (02/05/85)

CC	Account	Transaction Description	--- Offset --- CC	Account	Amount	-------- Actual Entry --------- ---- From ----- CC	Account	----- To ------ CC	Account	Feed	Mand
18	210119	Engineering/Comp Sci									
		DES TUIT TO ECS	18	020001	153,583.00	18	216001	18	210119	Y	
		** Increase in SL Allocation **			153,583.00						
18	210120	History and Geography									
		DES TUIT TO HISTORY	18	020001	17,250.00	18	216001	18	210120	Y	
		** Increase in SL Allocation **			17,250.00						
18	210121	Communication									
		DES TUIT TO COMM	18	020001	47,200.00	18	216001	18	210121	Y	
		** Increase in SL Allocation **			47,200.00						
18	210122	Mathematics									
		DES TUIT TO MATH	18	020001	26,374.00	18	216001	18	210122	Y	
		** Increase in SL Allocation **			26,374.00						
18	210126	AEF									
		DES TUIT TO AEF	18	020001	128,125.00	18	216001	18	210126	Y	
		** Increase in SL Allocation **			128,125.00						
18	210135	Education									
		DES TUIT TO EDUCATION	18	020001	405,240.00	18	216001	18	210135	Y	
		** Increase in SL Allocation **			405,240.00						
18	210137	PSCJ									
		DES TUIT TO PSCJ	18	020001	254,287.00	18	216001	18	210137	Y	
		** Increase in SL Allocation **			254,287.00						
18	210138	Nursing									
		DES TUIT TO NURSING	18	020001	138,639.00	18	216001	18	210138	Y	
		** Increase in SL Allocation **			138,639.00						
18	210139	Communications Disorders									
		DES TUIT TO COMM DISORDERS	18	020001	9,218.00	18	216001	18	210139	Y	
		** Increase in SL Allocation **			9,218.00						
18	210140	SES									
		DES TUIT TO SES	18	020001	70,310.00	18	216001	18	210140	Y	
		** Increase in SL Allocation **			70,310.00						
18	210142	Math									
		DES TUIT TO MATH	18	020001	56,935.00	18	216001	18	210142	Y	
		** Increase in SL Allocation **			56,935.00						
18	210143	Contingency Academic Affairs									
		DES TUIT TO CONTING ACAD AFF	18	020001	61,486.00	18	216001	18	210143	Y	
		** Increase in SL Allocation **			61,486.00						

Printed on a Xerox 9700 Laser Printing System at the Computing Services Center / Texas A&M University

Form: URGB01 (02/05/85)

CC	Account	Transaction Description	Offset CC	Offset Account	Amount	Actual Entry From CC	Actual Entry From Account	Actual Entry To CC	Actual Entry To Account	Feed	Mand
18	210144	Academic Computer Expense									
		DES TUIT TO acad comp exp	18	020001	522,603.00	18	216001	18	210144	Y	
		** Increase in SL Allocation **			522,603.00						
18	210145	GA Sal Cont									
		Grad Des Tuit to GA Cont VPAA	18	020001	13,598.00	18	216040	18	210145	Y	
		** Increase in SL Allocation **			13,598.00						
18	210146	Contingency - ASE									
		DES TUIT TO Contingency ASE	18	020001	14,301.00	18	216001	18	210146	Y	
		** Increase in SL Allocation **			14,301.00						
18	210147	ECS Differential Tuition - Opera									
		ECS DIFF TUIT TO OPERATIONS	18	020001	30,117.00	18	216032	18	210147	Y	
		** Increase in SL Allocation **			30,117.00						
18	210148	Math Lab Support									
		DES TUIT TO math lab	18	020001	45,049.00	18	216001	18	210148	Y	
		** Increase in SL Allocation **			45,049.00						
18	210149	GA Cont ASE									
		Grad Des Tuit to GA Cont ASE	18	020001	11,699.00	18	216040	18	210149	Y	
		** Increase in SL Allocation **			11,699.00						
18	210150	College of Business Contingency									
		DES TUIT TO contingency COB	18	020001	3,690.00	18	216001	18	210150	Y	
		** Increase in SL Allocation **			3,690.00						
18	210151	GA Cont COB									
		Grad Des Tuit to GA Cont COB	18	020001	6,856.00	18	216040	18	210151	Y	
		** Increase in SL Allocation **			6,856.00						
18	210152	Business Differential Tuition -									
		BUS DIFF TUIT TO OPERATIONS	18	020001	912,207.00	18	216031	18	210152	Y	
		** Increase in SL Allocation **			912,207.00						
18	210153	Fine Arts And Humanities Conting									
		DES TUIT TO contingency FAH	18	020001	8,635.00	18	216001	18	210153	Y	
		** Increase in SL Allocation **			8,635.00						
18	210154	GA Cont FAH									
		Grad Des Tuit to GA Cont FAH	18	020001	42,444.00	18	216040	18	210154	Y	
		** Increase in SL Allocation **			42,444.00						
18	210155	Writing Lab Support									
		DES TUIT TO Writing Lab	18	020001	40,000.00	18	216001	18	210155	Y	
		** Increase in SL Allocation **			40,000.00						

Printed on a Xerox 9700 Laser Printing System at the Computing Services Center / Texas A&M University

Form: URGB01 (02/05/85)

CC	Account	Transaction Description	Offset CC	Offset Account	Amount	Actual Entry From CC	Actual Entry From Account	Actual Entry To CC	Actual Entry To Account	Feed	Mand
18	210156	College of EdSS Contingency									
		DES TUIT TO contingency EDSS	18	020001	18,960.00	18	216001	18	210156	Y	
		** Increase in SL Allocation **			18,960.00						
18	210157	GA Cont EDSS									
		Grad Des Tuit to GA Cont ESS	18	020001	17,685.00	18	216040	18	210157	Y	
		** Increase in SL Allocation **			17,685.00						
18	210159	GA Cont NHS									
		Grad Des Tuit to GA Cont NHS	18	020001	7,074.00	18	216040	18	210159	Y	
		** Increase in SL Allocation **			7,074.00						
18	210160	School of ECSM GA Contingency									
		Grad Des Tuit to Grad Dean Misc	18	020001	13,060.00	18	216040	18	210160	Y	
		** Increase in SL Allocation **			13,060.00						
18	210161	Nursing Faculty Enhancement									
		NURS DIFF TO NURS FAC ENHAN	18	020001	45,945.00	18	216027	18	210161	Y	
		** Increase in SL Allocation **			45,945.00						
18	210166	SUMMER BUDGET									
		DES TUIT TO SUMMER BUDG	18	020001	1,917,821.00	18	216001	18	210166	Y	
		** Increase in SL Allocation **			1,917,821.00						
18	210167	PTI/GAT CONTINGENCY VPAA									
		DES TUIT TO PTI/GA CONT VPAA	18	020001	321,226.00	18	216001	18	210167	Y	
		** Increase in SL Allocation **			321,226.00						
18	210168	PTI/GAT CONTINGENCY CANS									
		DES TUIT TO PTI/GA CONT CANS	18	020001	123,611.00	18	216001	18	210168	Y	
		** Increase in SL Allocation **			123,611.00						
18	210169	PTI/GAT CONTINGENCY COB									
		DES TUIT TO PTI/GA CONT COB	18	020001	2,608.00	18	216001	18	210169	Y	
		** Increase in SL Allocation **			2,608.00						
18	210170	PTI/GAT CONTINGENCY FAH									
		DES TUIT TO PTI/GA CONT CFAH	18	020001	238,060.00	18	216001	18	210170	Y	
		** Increase in SL Allocation **			238,060.00						
18	210171	PTI/GAT CONTIGENCY COESS									
		DES TUIT TO PTI/GA CONT COESS	18	020001	50,629.00	18	216001	18	210171	Y	
		** Increase in SL Allocation **			50,629.00						
18	210172	PTI/GAT CONTINGENCY CNHS									
		DES TUIT TO PTI/GA CONT CNHS	18	020001	25,032.00	18	216001	18	210172	Y	
		** Increase in SL Allocation **			25,032.00						

Printed on a Xerox 9700 Laser Printing System at the Computing Services Center / Texas A&M University

Form: URGB01 (02/05/85)

CC	Account	Transaction Description	--- Offset --- CC	Account	Amount	-------- Actual Entry --------- ---- From ----- CC	Account	----- To ------ CC	Account	Feed	Mand
18	210173	PTI/GAT CONTINGENCY ECSM									
		DES TUIT TO PTI/GA CONT ECSM	18	020001	81,623.00	18	216001	18	210173	Y	
		** Increase in SL Allocation **			81,623.00						
18	211001	Travel - Sponsored Research Serv									
		DES TUIT TO GRANTS & SPEC	18	020001	1,737.00	18	216001	18	211001	Y	
		** Increase in SL Allocation **			1,737.00						
18	211002	Research Enhancement Control									
		DES TUIT TO Research Enhance.	18	020001	45,519.00	18	216001	18	211002	Y	
		** Increase in SL Allocation **			45,519.00						
18	213107	Inst Effectiveness Data & Anal									
		DES TUIT TO AVP LEARN ASSES	18	020004	35,050.00	18	216001	18	213107	Y	
		** Increase in SL Allocation **			35,050.00						
18	213108	School of ECSM Contingency									
		DES TUIT TO contingency ECSM	18	020004	3,000.00	18	216001	18	213108	Y	
		** Increase in SL Allocation **			3,000.00						
18	213109	Provost/VPAA									
		Des Tuit to VPAA	18	020004	40,293.00	18	216001	18	213109	Y	
		** Increase in SL Allocation **			40,293.00						
18	213110	Teaching Excellence Center									
		Des Tuit to Teach Exc Cntr	18	020004	35,675.00	18	216001	18	213110	Y	
		** Increase in SL Allocation **			35,675.00						
18	213111	"Dean, College of ASE"									
		DES TUIT TO DEAN ASE	18	020004	10,710.00	18	216001	18	213111	Y	
		** Increase in SL Allocation **			10,710.00						
18	213112	"Dean, College of Business"									
		DES TUIT TO DEAN COB	18	020004	7,322.00	18	216001	18	213112	Y	
		** Increase in SL Allocation **			7,322.00						
18	213113	"Dean, College of Fine Arts And									
		DES TUIT TO DEAN FAH	18	020004	10,315.00	18	216001	18	213113	Y	
		** Increase in SL Allocation **			10,315.00						
18	213114	"Dean, College of Education And									
		DES TUIT TO DEAN EDSS	18	020004	12,441.00	18	216001	18	213114	Y	
		** Increase in SL Allocation **			12,441.00						
18	213115	Graduate Studies									
		Grad Des Tuit to Grad Dean Sc	18	020004	150,518.00	18	216040	18	213115	Y	
		** Increase in SL Allocation **			150,518.00						

Printed on a Xerox 9700 Laser Printing System at the Computing Services Center / Texas A&M University

Form: URGB01 (02/05/85)

CC	Account	Transaction Description	--- Offset --- CC	Account	Amount	-------- Actual Entry --------- ---- From ----- CC	Account	----- To ------ CC	Account	Feed	Mand
18	213116	"Dean, College of Nursing and He									
		DES TUIT TO DEAN NHS	18	020004	12,405.00	18	216001	18	213116	Y	
		** Increase in SL Allocation **			12,405.00						
18	213117	School of ECSM									
		Des Tuit to School fo ECSM	18	020004	46,885.00	18	216001	18	213117	Y	
		** Increase in SL Allocation **			46,885.00						
18	213118	Livestock Judging Team									
		Des Tuit to Livestock Judg	18	020004	1,040.00	18	216001	18	213118	Y	
		** Increase in SL Allocation **			1,040.00						
18	213119	Nursing and Health Sciences Cont									
		Des Tuit to Contingency NHS	18	020004	5,000.00	18	216001	18	213119	Y	
		** Increase in SL Allocation **			5,000.00						
18	213120	International Student Advising									
		Des Tuit to Int Student Advis	18	020004	5,882.00	18	216001	18	213120	Y	
		** Increase in SL Allocation **			5,882.00						
18	213121	Advising Services									
		Des Tuit to Advising Srvcs	18	020004	2,478.00	18	216001	18	213121	Y	
		** Increase in SL Allocation **			2,478.00						
18	213122	Honors Program									
		Des Tuit to Honors	18	020004	6,800.00	18	216001	18	213122	Y	
		** Increase in SL Allocation **			6,800.00						
18	213123	Faculty Development Leave									
		Des Tuit to FacDev Leave	18	020004	15,000.00	18	216001	18	213123	Y	
		** Increase in SL Allocation **			15,000.00						
18	213126	Travel - Library Operations									
		Des Tuit to Library	18	020004	129,089.00	18	216001	18	213126	Y	
		** Increase in SL Allocation **			129,089.00						
18	213127	Faculty Senate									
		DES TUIT TO FAC SEN	18	020004	1,056.00	18	216001	18	213127	Y	
		** Increase in SL Allocation **			1,056.00						
18	213131	SIM Central									
		NURS DIFF TO SIM CENT	18	020004	90,000.00	18	216027	18	213131	Y	
		** Increase in SL Allocation **			90,000.00						
18	213144	COFAH STUDENT SERVICES FEE									
		SSF TO COFAH	18	020004	392,413.00	18	032991	18	213144	Y	
		** Increase in SL Allocation **			392,413.00						

Printed on a Xerox 9700 Laser Printing System at the Computing Services Center / Texas A&M University

Form: URGB01 (02/05/85)

CC	Account	Transaction Description	--- Offset --- CC	Account	Amount	-------- Actual Entry --------- ---- From ----- CC	Account	----- To ------ CC	Account	Feed	Mand
18	213200	VPAA Designated Tuition Holdin									
		DES TUIT TO VPAA TUIT HOLD	18	020004	120,000.00	18	216001	18	213200	Y	
		** Increase in SL Allocation **			120,000.00						
18	214000	Cooperative Education									
		DES TUIT TO COPP ED	18	020005	2,000.00	18	216001	18	214000	Y	
		** Increase in SL Allocation **			2,000.00						
18	214002	Registrar's Office									
		DES TUIT TO REGISTRAR	18	020005	62,957.00	18	216001	18	214002	Y	
		** Increase in SL Allocation **			62,957.00						
18	214103	Student Financial Aid									
		DES TUIT TO FIN AID	18	020005	43,012.00	18	216001	18	214103	Y	
		** Increase in SL Allocation **			43,012.00						
18	214105	Admissions									
		DES TUIT TO ADMISS	18	020005	339,541.00	18	216001	18	214105	Y	
		** Increase in SL Allocation **			339,541.00						
18	214113	First Year Experience									
		Des Tuit to FYE	18	020005	13,000.00	18	216001	18	214113	Y	
		** Increase in SL Allocation **			13,000.00						
18	214114	ScholarshipServices									
		Des Tuit to Scholar Srvcs	18	020005	27,687.00	18	216001	18	214114	Y	
		** Increase in SL Allocation **			27,687.00						
18	214119	Contingency Student Affairs									
		Des Tuit to Cont. Student Aff	18	020005	1,044.00	18	216001	18	214119	Y	
		** Increase in SL Allocation **			1,044.00						
18	214124	Student Affairs Marketing									
		SSF TO STUD AFFAIRS MKT	18	020005	68,500.00	18	032991	18	214124	Y	
		** Increase in SL Allocation **			68,500.00						
18	214125	Student Activities									
		SSF TO STUD ACT	18	020005	183,746.00	18	032991	18	214125	Y	
		** Increase in SL Allocation **			183,746.00						
18	214127	Student Employment Services									
		SSF TO STUD EMPLOYMENT	18	020005	74,300.00	18	032991	18	214127	Y	
		** Increase in SL Allocation **			74,300.00						
18	214128	Homecoming									
		SSF TO HOMECOMING	18	020005	4,500.00	18	032991	18	214128	Y	
		** Increase in SL Allocation **			4,500.00						

Printed on a Xerox 9700 Laser Printing System at the Computing Services Center / Texas A&M University

Form: URGB01 (02/05/85)

CC	Account	Transaction Description	Offset CC	Offset Account	Amount	Actual Entry From CC	Actual Entry From Account	Actual Entry To CC	Actual Entry To Account	Feed	Mand
18	214133	Office for Nationally Competitiv									
		SSF TO OFFICE OF COMP SCHOL	18	020005	58,000.00	18	032991	18	214133	Y	
		** Increase in SL Allocation **			58,000.00						
18	214135	Rodeo Club (SSF)									
		SSF TO RODEO TEAM TRAVEL	18	020005	43,111.00	18	032991	18	214135	Y	
		** Increase in SL Allocation **			43,111.00						
18	214136	Career Services									
		SSF TO CAREER SVCS	18	020005	190,000.00	18	032991	18	214136	Y	
		DES TUIT_TO CAREER SVCS	18	020005	5,000.00	18	216001	18	214136	Y	
		** Increase in SL Allocation **			195,000.00						
18	214140	Athletic Pep Band									
		Des Tuit to Pep Band	18	020005	2,089.00	18	216001	18	214140	Y	
		ATH FEE TO PEP BAND	18	020005	27,911.00	18	035125	18	214140	Y	
		** Increase in SL Allocation **			30,000.00						
18	214141	Museum Director Search									
		SSF TO DIST LECTURE	18	020006	112,569.00	18	032991	18	214141	Y	
		** Increase in SL Allocation **			112,569.00						
18	214142	Student Disability Services									
		SSF TO STUD DISABILITY SVCS	18	020005	100,000.00	18	032991	18	214142	Y	
		** Increase in SL Allocation **			100,000.00						
18	214143	Cheerleader Activity									
		DES TUIT TO CHEERLEADERS	18	020005	33,500.00	18	216001	18	214143	Y	
		** Increase in SL Allocation **			33,500.00						
18	214145	Student Government									
		SSF TO STUD GOVT	18	020005	85,000.00	18	032991	18	214145	Y	
		** Increase in SL Allocation **			85,000.00						
18	214146	Recreational Sports									
		SSF TO REC SPORTS	18	020005	281,000.00	18	032991	18	214146	Y	
		REC SPORTS TO REC SPORTS	18	020005	239,194.00	18	216007	18	214146	Y	
		** Increase in SL Allocation **			520,194.00						
18	214147	Buffalo Branding									
		SSF TO BUFF BRAND	18	020005	9,891.00	18	032991	18	214147	Y	
		** Increase in SL Allocation **			9,891.00						
18	214148	WTAMU Bowling Program									
		SSF TO WT BOWLING	18	020005	40,375.00	18	032991	18	214148	Y	
		** Increase in SL Allocation **			40,375.00						

Printed on a Xerox 9700 Laser Printing System at the Computing Services Center / Texas A&M University

Form: URGB01 (02/05/85)

CC	Account	Transaction Description	Offset CC	Offset Account	Amount	Actual Entry From CC	Actual Entry From Account	Actual Entry To CC	Actual Entry To Account	Feed	Mand
18	214155	Student Engagement and Leadershi									
		SSF TO CORE	18	020005	259,699.00	18	032991	18	214155	Y	
		** Increase in SL Allocation **			259,699.00						
18	214156	Peer Ldrs for First Yr Success									
		SSF TO PEER LEADERS	18	020005	52,000.00	18	032991	18	214156	Y	
		** Increase in SL Allocation **			52,000.00						
18	214157	Enactus									
		SSF TO SIFE	18	020005	14,278.00	18	032991	18	214157	Y	
		** Increase in SL Allocation **			14,278.00						
18	214159	Ag Quiz Bowl									
		SSF TO AG QUIZ BOWL	18	020005	3,900.00	18	032991	18	214159	Y	
		** Increase in SL Allocation **			3,900.00						
18	214161	Guest Artist Series									
		SSF TO GUEST ARTIST SERIES	18	020005	19,000.00	18	032991	18	214161	Y	
		** Increase in SL Allocation **			19,000.00						
18	214175	LEAD WT									
		SSF TO LEAD WT	18	020005	55,743.00	18	032991	18	214175	Y	
		** Increase in SL Allocation **			55,743.00						
18	214176	Tutor Assistance									
		SSF TO TUTOR ASSIST	18	020005	178,000.00	18	032991	18	214176	Y	
		** Increase in SL Allocation **			178,000.00						
18	214177	Ag Judging Team									
		SSF AG JUDGING TEAM	18	020005	33,193.00	18	032991	18	214177	Y	
		** Increase in SL Allocation **			33,193.00						
18	214181	Student Counseling Services									
		SSF TO STUD COUNSELING	18	020005	392,000.00	18	032991	18	214181	Y	
		** Increase in SL Allocation **			392,000.00						
18	214182	Herdsmen									
		SSF TO HERDSMEN	18	020005	26,458.00	18	032991	18	214182	Y	
		** Increase in SL Allocation **			26,458.00						
18	214189	New Catalog Expense									
		Des Tuit to	18	020005	9,298.00	18	216001	18	214189	Y	
		** Increase in SL Allocation **			9,298.00						
18	214190	AC Wages									
		Des Tuit to	18	020007	14,366.00	18	216001	18	214190	Y	
		** Increase in SL Allocation **			14,366.00						

Printed on a Xerox 9700 Laser Printing System at the Computing Services Center / Texas A&M University

Form: URGB01 (02/05/85)

CC	Account	Transaction Description	--- Offset --- CC	Account	Amount	-------- Actual Entry --------- ---- From ----- CC	Account	----- To ------ CC	Account	Feed	Mand
18	215100	President's Office									
		DES TUIT TO PRES	18	020006	42,982.00	18	216001	18	215100	Y	
		** Increase in SL Allocation **			42,982.00						
18	215101	Vice President/BF									
		DES TUIT TO VPBF	18	020006	44,141.00	18	216001	18	215101	Y	
		** Increase in SL Allocation **			44,141.00						
18	215103	Chief Information Off									
		DES TUIT TO CIO	18	020006	8,708.00	18	216001	18	215103	Y	
		** Increase in SL Allocation **			8,708.00						
18	215105	Purchasing									
		DES TUIT TO PURCH	18	020006	39,014.00	18	216001	18	215105	Y	
		** Increase in SL Allocation **			39,014.00						
18	215106	Personnel Services									
		DES TUIT TO HR	18	020006	151,290.00	18	216001	18	215106	Y	
		** Increase in SL Allocation **			151,290.00						
18	215107	Budget/Payroll Rprtg									
		DES TUIT TO BUDGET	18	020006	5,665.00	18	216001	18	215107	Y	
		** Increase in SL Allocation **			5,665.00						
18	215109	Communication & Mktg									
		DES TUIT TO COMM & MKT	18	020006	116,804.00	18	216001	18	215109	Y	
		** Increase in SL Allocation **			116,804.00						
18	215110	Institutional Rsrch									
		DES TUIT TO INSTI RESE	18	020006	20,829.00	18	216001	18	215110	Y	
		** Increase in SL Allocation **			20,829.00						
18	215113	Vice President IA									
		DES TUIT TO VPIA	18	020006	33,024.00	18	216001	18	215113	Y	
		** Increase in SL Allocation **			33,024.00						
18	215115	Contingency Presidents Division									
		Des Tuit to	18	020006	4,712.00	18	216001	18	215115	Y	
		** Increase in SL Allocation **			4,712.00						
18	215116	Contingency Business & Finance									
		Des Tuit to	18	020006	47,753.00	18	216001	18	215116	Y	
		** Increase in SL Allocation **			47,753.00						
18	215118	Contingency Institutional Advanc									
		Des Tuit to	18	020006	3,363.00	18	216001	18	215118	Y	
		** Increase in SL Allocation **			3,363.00						

Printed on a Xerox 9700 Laser Printing System at the Computing Services Center / Texas A&M University

Form: URGB01 (02/05/85)

CC	Account	Transaction Description	Offset CC	Offset Account	Amount	Actual Entry From CC	Actual Entry From Account	Actual Entry To CC	Actual Entry To Account	Feed	Mand
18	215119	Administrative Computer Expense									
		Des Tuit to	18	020006	356,155.00	18	216001	18	215119	Y	
		** Increase in SL Allocation **			356,155.00						
18	215120	Alumni Relations									
		Des Tuit to	18	020006	208,203.00	18	216001	18	215120	Y	
		** Increase in SL Allocation **			208,203.00						
18	215121	General Publications									
		Des Tuit to	18	020006	20,944.00	18	216001	18	215121	Y	
		** Increase in SL Allocation **			20,944.00						
18	215122	Institutional Memberships									
		Des Tuit to	18	020006	46,900.00	18	216001	18	215122	Y	
		** Increase in SL Allocation **			46,900.00						
18	215123	Music Copyright Expense									
		Des Tuit to	18	020006	11,300.00	18	216001	18	215123	Y	
		** Increase in SL Allocation **			11,300.00						
18	215124	Information Desk									
		Des Tuit to	18	020006	22,003.00	18	216001	18	215124	Y	
		** Increase in SL Allocation **			22,003.00						
18	215125	Development Activities									
		Des Tuit to	18	020006	33,589.00	18	216001	18	215125	Y	
		** Increase in SL Allocation **			33,589.00						
18	215126	G.I.E. Computer Expense									
		Des Tuit to	18	020006	109,980.00	18	216001	18	215126	Y	
		** Increase in SL Allocation **			109,980.00						
18	215127	Faculty/Staff Training Expense									
		Des Tuit to	18	020006	7,200.00	18	216001	18	215127	Y	
		** Increase in SL Allocation **			7,200.00						
18	215128	Advancement Services									
		Des Tuit to	18	020006	65,754.00	18	216001	18	215128	Y	
		** Increase in SL Allocation **			65,754.00						
18	215129	Lean Six Sigma - Initiatives									
		Des Tuit to	18	020006	10,069.00	18	216001	18	215129	Y	
		** Increase in SL Allocation **			10,069.00						
18	215130	VPSA									
		DES TUIT TO VPSA	18	020006	21,119.00	18	216001	18	215130	Y	
		** Increase in SL Allocation **			21,119.00						

Printed on a Xerox 9700 Laser Printing System at the Computing Services Center / Texas A&M University

Form: URGB01 (02/05/85)

CC	Account	Transaction Description	--- Offset --- CC	Account	Amount	-------- Actual Entry --------- ---- From ----- CC	Account	----- To ------ CC	Account	Feed	Mand
18	215131	Diversity and Inclusion									
		Des Tuit to	18	020006	25,000.00	18	216001	18	215131	Y	
		SSF TO DIVERSITY AND INCL	18	020006	8,611.00	18	032991	18	215131	Y	
		** Increase in SL Allocation **			33,611.00						
18	215138	Student Evaluation Expense									
		Des Tuit to	18	020006	2,500.00	18	216001	18	215138	Y	
		** Increase in SL Allocation **			2,500.00						
18	215139	Central Receiving and Storage									
		Des Tuit to	18	020006	184,232.00	18	216001	18	215139	Y	
		** Increase in SL Allocation **			184,232.00						
18	215145	President's Travel									
		DES TUIT to PRES Trav	18	020006	17,500.00	18	216001	18	215145	Y	
		** Increase in SL Allocation **			17,500.00						
18	215203	Title IX Compliance									
		Des Tuit to	18	020006	102,553.00	18	216001	18	215203	Y	
		** Increase in SL Allocation **			102,553.00						
18	215204	Accounting and Finance Office									
		DES TUIT TO BUS OFC	18	020006	683,777.00	18	216001	18	215204	Y	
		** Increase in SL Allocation **			683,777.00						
18	215205	Compliance									
		Des Tuit to	18	020006	3,193.00	18	216001	18	215205	Y	
		** Increase in SL Allocation **			3,193.00						
18	216001	Designated Tuition									
		DES TUIT TO BUS OFC	18	020007	683,777.00-	18	216001	18	215204	Y	
		Des Tuit to	18	020007	2,494,218.00-	18	216001	18	216044	Y	
		Des Tuit to	18	020007	142,179.00-	18	216001	18	216043	Y	
		Des Tuit to	18	020007	225,809.00-	18	216001	18	216041	Y	
		Des Tuit to	18	020007	3,193.00-	18	216001	18	215205	Y	
		Des Tuit to	18	020007	171,231.00-	18	216001	18	216046	Y	
		Des Tuit to	18	020007	370,539.00-	18	216001	18	216045	Y	
		DES TUIT TO SET ASIDE	18	020007	912,500.00-	18	216001	18	216026	Y	
		DES TUIT TO RESERVE	18	020007	212,559.00-	18	216001	18	216005	Y	
		Des Tuit to	18	020007	10,069.00-	18	216001	18	215129	Y	
		DES Tuit to NF-Academic Support	18	020007	696,091.00-	18	216001	18	223997	Y	
		DES TUIT TO MKT ADJ	18	020007	410,926.00-	18	216001	18	225017	Y	
		DES TUIT TO TAMUS ASSESS	18	020007	1,049,063.00-	18	216001	18	225037	Y	
		Des Tuit to	18	020007	7,075.00-	18	216001	18	225009	Y	
		DES TUIT TO ANNUAL FUND	18	020007	57,843.00-	18	216001	18	225042	Y	
		Des Tuit to NF-Student Services	18	020007	561,428.00-	18	216001	18	224997	Y	
		DES TUIT TO Regional Giv	18	020007	10,000.00-	18	216001	18	225048	Y	

Printed on a Xerox 9700 Laser Printing System at the Computing Services Center / Texas A&M University

Form: URGB01 (02/05/85)

CC	Account	Transaction Description	Offset CC	Offset Account	Amount	Actual Entry From CC	Actual Entry From Account	Actual Entry To CC	Actual Entry To Account	Feed	Mand
18	216001	Designated Tuition									
		DES TUIT to PRES Trav	18	020007	17,500.00-	18	216001	18	215145	Y	
		Des Tuit to	18	020007	184,232.00-	18	216001	18	215139	Y	
		Des Tuit to	18	020007	2,500.00-	18	216001	18	215138	Y	
		DES TUIT TO VPSA	18	020007	21,119.00-	18	216001	18	215130	Y	
		Des Tuit to	18	020007	102,553.00-	18	216001	18	215203	Y	
		Des Tuit to	18	020007	25,000.00-	18	216001	18	215131	Y	
		Des Tuit to	18	020007	46,900.00-	18	216001	18	215122	Y	
		Des Tuit to	18	020007	15,000.00-	18	216001	18	237017	Y	
		Des Tuit to	18	020007	12,000.00-	18	216001	18	237016	Y	
		Des Tuit to	18	020007	100,000.00-	18	216001	18	237015	Y	
		Des Tuit to	18	020007	7,200.00-	18	216001	18	215127	Y	
		Des Tuit to	18	020007	105,800.00-	18	216001	18	237006	Y	
		Des Tuit to	18	020007	76,220.00-	18	216001	18	237013	Y	
		Des Tuit to	18	020007	174,360.00-	18	216001	18	237008	Y	
		Des Tuit to	18	020007	174,360.00-	18	216001	18	237011	Y	
		Des Tuit to	18	020007	122,140.00-	18	216001	18	237007	Y	
		Des Tuit to	18	020007	52,460.00-	18	216001	18	237012	Y	
		Des Tuit to	18	020007	105,860.00-	18	216001	18	237005	Y	
		Des Tuit to	18	020007	114,900.00-	18	216001	18	237014	Y	
		Des Tuit to	18	020007	137,140.00-	18	216001	18	237009	Y	
		Des Tuit to	18	020007	43,000.00-	18	216001	18	237010	Y	
		Des Tuit to	18	020007	109,980.00-	18	216001	18	215126	Y	
		Des Tuit to NF-O&M	18	020007	337,518.00-	18	216001	18	226997	Y	
		Des Tuit to	18	020007	32,878.00-	18	216001	18	226028	Y	
		DES TUIT TO GIP SUPP	18	020007	40,000.00-	18	216001	18	225066	Y	
		Des Tuit to	18	020007	131,000.00-	18	216001	18	237004	Y	
		Des Tuit to	18	020007	483,600.00-	18	216001	18	237002	Y	
		DES TUIT TO DEBT SVC	18	020007	1,145,131.00-	18	216001	18	226013	Y	
		DES TUIT TO OTHER LOCAL UTLIT	18	020007	16,679.00-	18	216001	18	226001	Y	
		Des Tuit to NF-Institutional Sup	18	020007	247,450.00-	18	216001	18	225997	Y	
		Des Tuit to	18	020007	133,500.00-	18	216001	18	237003	Y	
		DES TUIT TO OLD SUB RENTALS	18	020007	36,894.00-	18	216001	18	226010	Y	
		Des Tuit to	18	020007	33,589.00-	18	216001	18	215125	Y	
		Des Tuit to	18	020007	11,300.00-	18	216001	18	215123	Y	
		Des Tuit to	18	020007	65,754.00-	18	216001	18	215128	Y	
		Des Tuit to	18	020007	22,003.00-	18	216001	18	215124	Y	
		DES TUIT TO VPIA	18	020007	33,024.00-	18	216001	18	215113	Y	
		DES TUIT TO ENVIRON SAFE	18	020007	20,449.00-	18	216001	18	216202	Y	
		DES Tuit to NF-Instruction	18	020007	624,315.00-	18	216001	18	220997	Y	
		Des Tuit to	18	020007	25,000.00-	18	216001	18	220009	Y	
		Des Tuit to Fire Alrm	18	020007	35,000.00-	18	216001	18	216047	Y	
		DES Tuit to NF-Public Service	18	020007	76,799.00-	18	216001	18	222997	Y	
		DES Tuit to NF-Research	18	020007	76,799.00-	18	216001	18	221997	Y	
		DES TUIT TO STRATEGIC REL	18	020007	22,500.00-	18	216001	18	216049	Y	
		Des Tuit to	18	020007	14,008.00-	18	216001	18	223019	Y	
		Des Tuit to	18	020007	208,203.00-	18	216001	18	215120	Y	

Printed on a Xerox 9700 Laser Printing System at the Computing Services Center / Texas A&M University

Form: URGB01 (02/05/85)

CC	Account	Transaction Description	Offset CC	Offset Account	Amount	Actual Entry From CC	Actual Entry From Account	Actual Entry To CC	Actual Entry To Account	Feed	Mand
18	216001	Designated Tuition									
		Des Tuit to	18	020007	356,155.00-	18	216001	18	215119	Y	
		Des Tuit to	18	020007	3,363.00-	18	216001	18	215118	Y	
		Des Tuit to	18	020007	4,712.00-	18	216001	18	215115	Y	
		Des Tuit to	18	020007	20,944.00-	18	216001	18	215121	Y	
		Des Tuit to	18	020007	47,753.00-	18	216001	18	215116	Y	
		DES TUIT TO VPBF	18	020007	44,141.00-	18	216001	18	215101	Y	
		DES TUIT TO COMM & MKT	18	020007	116,804.00-	18	216001	18	215109	Y	
		DES TUIT TO BUDGET	18	020007	5,665.00-	18	216001	18	215107	Y	
		DES TUIT TO HR	18	020007	151,290.00-	18	216001	18	215106	Y	
		DES TUIT TO CIO	18	020007	8,708.00-	18	216001	18	215103	Y	
		DES TUIT TO INSTI RESE	18	020007	20,829.00-	18	216001	18	215110	Y	
		DES TUIT TO PURCH	18	020007	39,014.00-	18	216001	18	215105	Y	
		DES TUIT TO PRES	18	020007	42,982.00-	18	216001	18	215100	Y	
		Des Tuit to	18	020007	14,366.00-	18	216001	18	214190	Y	
		Des Tuit to	18	020007	9,298.00-	18	216001	18	214189	Y	
		DES TUIT TO CHEERLEADERS	18	020007	33,500.00-	18	216001	18	214143	Y	
		DES TUIT_TO CAREER SVCS	18	020007	5,000.00-	18	216001	18	214136	Y	
		Des Tuit to Cont. Student Aff	18	020007	1,044.00-	18	216001	18	214119	Y	
		Des Tuit to Pep Band	18	020007	2,089.00-	18	216001	18	214140	Y	
		Des Tuit to FYE	18	020007	13,000.00-	18	216001	18	214113	Y	
		Des Tuit to Scholar Srvcs	18	020007	27,687.00-	18	216001	18	214114	Y	
		DES TUIT TO ADMISS	18	020007	339,541.00-	18	216001	18	214105	Y	
		DES TUIT TO FIN AID	18	020007	43,012.00-	18	216001	18	214103	Y	
		DES TUIT TO COPP ED	18	020007	2,000.00-	18	216001	18	214000	Y	
		DES TUIT TO VPAA TUIT HOLD	18	020007	120,000.00-	18	216001	18	213200	Y	
		DES TUIT TO REGISTRAR	18	020007	62,957.00-	18	216001	18	214002	Y	
		Des Tuit to Honors	18	020007	6,800.00-	18	216001	18	213122	Y	
		Des Tuit to Library	18	020007	129,089.00-	18	216001	18	213126	Y	
		DES TUIT TO FAC SEN	18	020007	1,056.00-	18	216001	18	213127	Y	
		Des Tuit to FacDev Leave	18	020007	15,000.00-	18	216001	18	213123	Y	
		Des Tuit to Int Student Advis	18	020007	5,882.00-	18	216001	18	213120	Y	
		Des Tuit to Contingency NHS	18	020007	5,000.00-	18	216001	18	213119	Y	
		Des Tuit to Advising Srvcs	18	020007	2,478.00-	18	216001	18	213121	Y	
		DES TUIT TO DEAN EDSS	18	020007	12,441.00-	18	216001	18	213114	Y	
		Des Tuit to School fo ECSM	18	020007	46,885.00-	18	216001	18	213117	Y	
		Des Tuit to Livestock Judg	18	020007	1,040.00-	18	216001	18	213118	Y	
		DES TUIT TO DEAN NHS	18	020007	12,405.00-	18	216001	18	213116	Y	
		DES TUIT TO DEAN COB	18	020007	7,322.00-	18	216001	18	213112	Y	
		DES TUIT TO DEAN ASE	18	020007	10,710.00-	18	216001	18	213111	Y	
		DES TUIT TO DEAN FAH	18	020007	10,315.00-	18	216001	18	213113	Y	
		DES TUIT TO NURS	18	020007	60,505.00-	18	216001	18	210106	Y	
		Des Tuit to VPAA	18	020007	40,293.00-	18	216001	18	213109	Y	
		Des Tuit to Teach Exc Cntr	18	020007	35,675.00-	18	216001	18	213110	Y	
		DES TUIT TO contingency ECSM	18	020007	3,000.00-	18	216001	18	213108	Y	
		DES TUIT TO AVP LEARN ASSES	18	020007	35,050.00-	18	216001	18	213107	Y	
		DES TUIT TO GRANTS & SPEC	18	020007	1,737.00-	18	216001	18	211001	Y	

Printed on a Xerox 9700 Laser Printing System at the Computing Services Center / Texas A&M University

Form: URGB01 (02/05/85)

			Offset		Actual Entry			
					From	To		
CC	Account	Transaction Description	CC Account	Amount	CC Account	CC Account	Feed	Mand
18	216001	Designated Tuition						
		DES TUIT TO PTI/GA CONT ECSM	18 020007	81,623.00-	18 216001	18 210173	Y	
		DES TUIT TO Research Enhance.	18 020007	45,519.00-	18 216001	18 211002	Y	
		DES TUIT TO MMGB	18 020007	45,451.00-	18 216001	18 210108	Y	
		DES TUIT TO PTI/GA CONT COB	18 020007	2,608.00-	18 216001	18 210169	Y	
		DES TUIT TO PTI/GA CONT COESS	18 020007	50,629.00-	18 216001	18 210171	Y	
		DES TUIT TO PTI/GA CONT CNHS	18 020007	25,032.00-	18 216001	18 210172	Y	
		DES TUIT TO PTI/GA CONT CFAH	18 020007	238,060.00-	18 216001	18 210170	Y	
		DES TUIT TO PTI/GA CONT VPAA	18 020007	321,226.00-	18 216001	18 210167	Y	
		DES TUIT TO SUMMER BUDG	18 020007	1,917,821.00-	18 216001	18 210166	Y	
		DES TUIT TO PTI/GA CONT CANS	18 020007	123,611.00-	18 216001	18 210168	Y	
		DES TUIT TO CIDM	18 020007	47,504.00-	18 216001	18 210109	Y	
		DES TUIT TO COMM DISORDERS	18 020007	9,218.00-	18 216001	18 210139	Y	
		DES TUIT TO MATH	18 020007	56,935.00-	18 216001	18 210142	Y	
		DES TUIT TO CONTING ACAD AFF	18 020007	61,486.00-	18 216001	18 210143	Y	
		DES TUIT TO SES	18 020007	70,310.00-	18 216001	18 210140	Y	
		DES TUIT TO PSCJ	18 020007	254,287.00-	18 216001	18 210137	Y	
		DES TUIT TO EDUCATION	18 020007	405,240.00-	18 216001	18 210135	Y	
		DES TUIT TO NURSING	18 020007	138,639.00-	18 216001	18 210138	Y	
		DES TUIT TO AEF	18 020007	63,594.00-	18 216001	18 210107	Y	
		DES TUIT TO AG	18 020007	57,530.00-	18 216001	18 210104	Y	
		DES TUIT TO LEES	18 020007	54,104.00-	18 216001	18 210103	Y	
		DES TUIT TO CP	18 020007	31,030.00-	18 216001	18 210105	Y	
		DES TUIT TO ACCREDI	18 020007	20,800.00-	18 216001	18 205034	Y	
		DES TUIT TO contingency COB	18 020007	3,690.00-	18 216001	18 210150	Y	
		DES TUIT TO Writing Lab	18 020007	40,000.00-	18 216001	18 210155	Y	
		DES TUIT TO contingency EDSS	18 020007	18,960.00-	18 216001	18 210156	Y	
		DES TUIT TO contingency FAH	18 020007	8,635.00-	18 216001	18 210153	Y	
		DES TUIT TO Contingency ASE	18 020007	14,301.00-	18 216001	18 210146	Y	
		DES TUIT TO acad comp exp	18 020007	522,603.00-	18 216001	18 210144	Y	
		DES TUIT TO math lab	18 020007	45,049.00-	18 216001	18 210148	Y	
		DES TUIT TO VPSA	18 020007	2,105.00-	18 216001	18 205042	Y	
		DES TUIT TO HISTORY	18 020007	17,250.00-	18 216001	18 210120	Y	
		DES TUIT TO MATH	18 020007	26,374.00-	18 216001	18 210122	Y	
		DES TUIT TO AEF	18 020007	128,125.00-	18 216001	18 210126	Y	
		DES TUIT TO COMM	18 020007	47,200.00-	18 216001	18 210121	Y	
		DES TUIT TO PSCJ	18 020007	33,750.00-	18 216001	18 210118	Y	
		DES TUIT TO SES	18 020007	28,295.00-	18 216001	18 210117	Y	
		DES TUIT TO ECS	18 020007	153,583.00-	18 216001	18 210119	Y	
		DES TUIT TO ADVER & MKT	18 020007	372,268.00-	18 216001	18 205027	Y	
		DES TUIT TO EPML	18 020007	28,033.00-	18 216001	18 210113	Y	
		DES TUIT TO DIV OF ED	18 020007	106,007.00-	18 216001	18 210115	Y	
		DES TUIT TO PSSW	18 020007	43,676.00-	18 216001	18 210116	Y	
		DES TUIT TO COMM DIS	18 020007	30,700.00-	18 216001	18 210114	Y	
		DES TUIT TO ATD	18 020007	56,684.00-	18 216001	18 210111	Y	
		DES TUIT TO ECONOMIC ED	18 020007	644.00-	18 216001	18 210110	Y	
		DES TUIT TO MUSIC	18 020007	69,358.00-	18 216001	18 210112	Y	

Printed on a Xerox 9700 Laser Printing System at the Computing Services Center / Texas A&M University

Form: URGB01 (02/05/85)

CC	Account	Transaction Description	--- Offset --- CC	Account	Amount	-------- Actual Entry --------- ---- From ----- CC	Account	----- To ------ CC	Account	Feed	Mand
18	216001	Designated Tuition									
		DES TUIT TO RISK MGMT	18	020007	5,360.00-	18	216001	18	205058	Y	
		DES TUIT TO VPAA CONT	18	020007	42,776.00-	18	216001	18	210101	Y	
		DES TUIT TO INSTI SCH	18	020007	738,832.00-	18	216001	18	207003	Y	
		DES TUIT TO TUIT ASSIST	18	020007	16,700.00-	18	216001	18	207001	Y	
		DES TUIT TO PARK SVCS	18	020007	115,688.00-	18	216001	18	206024	Y	
		DES TUIT TO IITL	18	020007	35,351.00-	18	216001	18	210100	Y	
		DES TUIT TO AMA CTR	18	020007	554,970.00-	18	216001	18	206020	Y	
		DES TUIT TO GRAD SET ASIDE	18	020007	271,696.00-	18	216001	18	207005	Y	
		DES TUIT TO UG SET ASIDE	18	020007	1,944,795.00-	18	216001	18	207004	Y	
		DES TUIT TO ATH FAC	18	020007	257,185.00-	18	216001	18	206007	Y	
		DES TUIT TO VET RES CNTR	18	020007	5,000.00-	18	216001	18	204117	Y	
		DES TUIT TO PP Purch Srvcs	18	020007	4,436,803.00-	18	216001	18	206008	Y	
		DES TUIT TO TRASH DISPOSAL	18	020007	98,400.00-	18	216001	18	205083	Y	
		DES TUIT TO FRESHMEN CONVOCA	18	020007	13,000.00-	18	216001	18	204060	Y	
		DES TUIT TO STUD RECRUIT	18	020007	135,306.00-	18	216001	18	204062	Y	
		DES TUIT TO QEP LOCAL	18	020007	168,202.00-	18	216001	18	203084	Y	
		DES TUIT TO RODEO PROGRAM	18	020007	117,454.00-	18	216001	18	204071	Y	
		DES TUIT TO SUPP INST	18	020007	31,250.00-	18	216001	18	204065	Y	
		DES TUIT TO STUDY ABROAD	18	020007	35,031.00-	18	216001	18	203072	Y	
		** Decrease in SL Allocation **			30,564,000.00-						
18	216004	Student Ctr Complex Fee Rsrv									
		UCF TO UCF RESERVE	18	020007	43,845.00	18	032992	18	216004	Y	
		** Increase in SL Allocation **			43,845.00						
18	216005	Designated Tuition Reserve									
		DES TUIT TO RESERVE	18	020007	212,559.00	18	216001	18	216005	Y	
		** Increase in SL Allocation **			212,559.00						
18	216007	Rec Sports Fee Control									
		REC SPORT TO AC	18	020007	147,231.00-	18	216007	18	206001	Y	
		REC SPORT TO RESERVE	18	020007	2,455.00-	18	216007	18	206100	Y	
		REC SPORTS TO REC SPORTS	18	020007	239,194.00-	18	216007	18	214146	Y	
		REC SPORT TO EVENT CTR OPS	18	020007	376,795.00-	18	216007	18	206101	Y	
		** Decrease in SL Allocation **			765,675.00-						
18	216011	Late Registration Fee									
		LATE REG TO PURCH SCV	18	020007	53,856.00-	18	216011	18	206002	Y	
		** Decrease in SL Allocation **			53,856.00-						
18	216026	Set Aside For Future Year									
		DES TUIT TO SET ASIDE	18	020007	912,500.00	18	216001	18	216026	Y	
		** Increase in SL Allocation **			912,500.00						
18	216027	Nursing Differential Tuition									
		NURS DIFF TO Inst Sch	18	020007	9,682.00-	18	216027	18	207003	Y	

Printed on a Xerox 9700 Laser Printing System at the Computing Services Center / Texas A&M University

Form: URGB01 (02/05/85)

CC	Account	Transaction Description	--- Offset --- CC	Account	Amount	-------- Actual Entry --------- ---- From ----- CC	Account	----- To ------ CC	Account	Feed	Mand
18	216027	Nursing Differential Tuition									
		NURS DIFF TO SIM CENT	18	020007	90,000.00-	18	216027	18	213131	Y	
		NURS DIFF TO NURS FAC ENHAN	18	020007	45,945.00-	18	216027	18	210161	Y	
		NURS DIFF TO GRAD SET AS	18	020007	8,357.00-	18	216027	18	207005	Y	
		NURS DIFF TO UG SET AS	18	020007	29,047.00-	18	216027	18	207004	Y	
		** Decrease in SL Allocation **			183,031.00-						
18	216031	Business Differential Tuition									
		BUS DIFF TO GRAD SET ASI	18	020007	42,766.00-	18	216031	18	207005	Y	
		BUS DIFF TUIT TO OPERATIONS	18	020007	912,207.00-	18	216031	18	210152	Y	
		BUS DIFF TO INST SCH	18	020007	35,941.00-	18	216031	18	207003	Y	
		BUS DIFF TO UG SET ASI	18	020007	107,824.00-	18	216031	18	207004	Y	
		** Decrease in SL Allocation **			1,098,738.00-						
18	216032	Engineering/CSDifferentialTui									
		ECS DIFF TO BE ON TIME	18	020007	9,570.00-	18	216032	18	207003	Y	
		ECS DIFF TUIT TO OPERATIONS	18	020007	30,117.00-	18	216032	18	210147	Y	
		ECS DIFF TO GRAD SET ASI	18	020007	592.00-	18	216032	18	207005	Y	
		ECS DIFF TO UG SET ASID	18	020007	28,710.00-	18	216032	18	207004	Y	
		** Decrease in SL Allocation **			68,989.00-						
18	216034	University ServicesFee-Control									
		USF TO DIS LEARN IT SUPP	18	020007	835,324.00-	18	216034	18	200279	Y	
		USF to NF-Instruction	18	020007	610,798.00-	18	216034	18	220997	Y	
		USF to NF-Institutional Supp	18	020007	730,027.00-	18	216034	18	225997	Y	
		USF TO IT SVC SUPP	18	020007	27,412.00-	18	216034	18	225160	Y	
		USF to NF-Student Services	18	020007	1,066,138.00-	18	216034	18	224997	Y	
		USF to NF-Academic Support	18	020007	1,203,800.00-	18	216034	18	223997	Y	
		USF TO WASH DC	18	020007	23,699.00-	18	216034	18	216039	Y	
		USF TO OPEN ACCESS	18	020007	789,399.00-	18	216034	18	200280	Y	
		USF TO NETWORK SVCS	18	020007	305,478.00-	18	216034	18	205072	Y	
		USF TO WEB SVCS	18	020007	166,852.00-	18	216034	18	205073	Y	
		USF TO IT SVC CTR	18	020007	107,014.00-	18	216034	18	205071	Y	
		USF TO COMP SVC	18	020007	411,663.00-	18	216034	18	205070	Y	
		USF TO TELECOMM SVC	18	020007	90,074.00-	18	216034	18	205068	Y	
		USF TO STUDENT RECRUITMENT	18	020007	315,956.00-	18	216034	18	204062	Y	
		USF TO GOLD CARD	18	020007	95,673.00-	18	216034	18	205069	Y	
		USF TO DIS LEARN ACAD SU	18	020007	369,345.00-	18	216034	18	200278	Y	
		USF TO INTL EDUCATION	18	020007	94,795.00-	18	216034	18	216037	Y	
		USF TO PAVING FUND	18	020007	257,087.00-	18	216034	18	206027	Y	
		USF TO UPD	18	020007	360,506.00-	18	216034	18	206026	Y	
		USF TO LIBRARY FEE EXPENDABLE	18	020007	1,605,912.00-	18	216034	18	216038	Y	
		USF TO COMM & MKT SAL	18	020007	57,235.00-	18	216034	18	205076	Y	
		USF TO BUS OPER	18	020007	265,162.00-	18	216034	18	205075	Y	
		USF TO USF RESERVE	18	020007	45,033.00-	18	216034	18	216035	Y	
		USF TO PC SUPPORT	18	020007	89,362.00-	18	216034	18	205074	Y	
		USF TO GRADUATION	18	020007	60,240.00-	18	216034	18	204059	Y	

Printed on a Xerox 9700 Laser Printing System at the Computing Services Center / Texas A&M University

Form: URGB01 (02/05/85)

CC	Account	Transaction Description	Offset CC	Offset Account	Amount	Actual Entry From CC	Actual Entry From Account	Actual Entry To CC	Actual Entry To Account	Feed	Mand
18	216034	University ServicesFee-Control									
		USF TO CONVOCATION	18	020007	15,000.00-	18	216034	18	204060	Y	
		USF TO 1-800 TELE	18	020007	1,000.00-	18	216034	18	204061	Y	
		USF TO ADVISING FEE EXPEND	18	020007	771,574.00-	18	216034	18	203132	Y	
		USF TO USF RESERVE	18	020007	691,890.00-	18	216034	18	200283	Y	
		USF TO REMOTE LABS	18	020007	26,830.00-	18	216034	18	200282	Y	
		USF TO SMART CLASSRMS	18	020007	95,193.00-	18	216034	18	200281	Y	
		** Decrease in SL Allocation **			11,585,471.00-						
18	216035	University Services Fee-Reserv									
		USF TO USF RESERVE	18	020007	45,033.00	18	216034	18	216035	Y	
		** Increase in SL Allocation **			45,033.00						
18	216037	USF-International Education									
		USF TO INTL EDUCATION	18	020007	94,795.00	18	216034	18	216037	Y	
		** Increase in SL Allocation **			94,795.00						
18	216038	USF-Library Expendable									
		USF TO LIBRARY FEE EXPENDABLE	18	020007	1,605,912.00	18	216034	18	216038	Y	
		** Increase in SL Allocation **			1,605,912.00						
18	216039	USF-Washington DC Intern									
		USF TO WASH DC	18	020007	23,699.00	18	216034	18	216039	Y	
		** Increase in SL Allocation **			23,699.00						
18	216040	Graduate Designated Tuition									
		Grad Des Tuit to Grad Dean Misc	18	020007	205,387.00-	18	216040	18	203005	Y	
		Grad Des Tuit to GA Cont ASE	18	020007	11,699.00-	18	216040	18	210149	Y	
		Grad Des Tuit to Grad Dean Misc	18	020007	13,060.00-	18	216040	18	210160	Y	
		Grad Des Tuit to GA Cont FAH	18	020007	42,444.00-	18	216040	18	210154	Y	
		Grad Des Tuit to GA Cont ESS	18	020007	17,685.00-	18	216040	18	210157	Y	
		Grad Des Tuit to GA Cont COB	18	020007	6,856.00-	18	216040	18	210151	Y	
		Grad Des Tuit to GA Cont NHS	18	020007	7,074.00-	18	216040	18	210159	Y	
		Grad Des Tuit to GA Cont VPAA	18	020007	13,598.00-	18	216040	18	210145	Y	
		Grad Des Tuit to GR Set Aside	18	020007	52,905.00-	18	216040	18	207005	Y	
		Grad Des Tuit to Grad Dean Sc	18	020007	150,518.00-	18	216040	18	213115	Y	
		** Decrease in SL Allocation **			521,226.00-						
18	216041	E and G Building Insurance									
		Des Tuit to	18	020007	225,809.00	18	216001	18	216041	Y	
		** Increase in SL Allocation **			225,809.00						
18	216043	Building Maintenance (Locking)									
		Des Tuit to	18	020007	142,179.00	18	216001	18	216043	Y	
		** Increase in SL Allocation **			142,179.00						
18	216044	Purchased Utilities									
		Des Tuit to	18	020007	2,494,218.00	18	216001	18	216044	Y	
		** Increase in SL Allocation **			2,494,218.00						

Printed on a Xerox 9700 Laser Printing System at the Computing Services Center / Texas A&M University

Form: URGB01 (02/05/85)

CC	Account	Transaction Description	Offset CC	Offset Account	Amount	Actual Entry From CC	Actual Entry From Account	Actual Entry To CC	Actual Entry To Account	Feed	Mand
18	216045	University Police									
		Des Tuit to	18	020007	370,539.00	18	216001	18	216045	Y	
		** Increase in SL Allocation **			370,539.00						
18	216046	Police Dispatch									
		Des Tuit to	18	020007	171,231.00	18	216001	18	216046	Y	
		** Increase in SL Allocation **			171,231.00						
18	216047	FrAlrmSgnlng/AnnlInspctn/BRG/B									
		Des Tuit to Fire Alrm	18	020007	35,000.00	18	216001	18	216047	Y	
		** Increase in SL Allocation **			35,000.00						
18	216049	Strategic Relations									
		DES TUIT TO STRATEGIC REL	18	020007	22,500.00	18	216001	18	216049	Y	
		** Increase in SL Allocation **			22,500.00						
18	216100	REMISSION OF DESIGNATED TUITION									
		TUIT & FEE DISCOUNTS	18	020007	6,009,551.00	18	040009	18	216100	Y	
		** Increase in SL Allocation **			6,009,551.00						
18	216202	Travel - Environmental Safety									
		DES TUIT TO ENVIRON SAFE	18	020007	20,449.00	18	216001	18	216202	Y	
		** Increase in SL Allocation **			20,449.00						
18	220009	VPAA Faculty Job Searches									
		Des Tuit to	18	020002	25,000.00	18	216001	18	220009	Y	
		** Increase in SL Allocation **			25,000.00						
18	220997	NF-INSTRUCTION									
		DES Tuit to NF-Instruction	18	020001	624,315.00	18	216001	18	220997	Y	
		USF to NF-Instruction	18	020001	610,798.00	18	216034	18	220997	Y	
		** Increase in SL Allocation **			1,235,113.00						
18	221997	NF-RESEARCH									
		DES Tuit to NF-Research	18	020002	76,799.00	18	216001	18	221997	Y	
		** Increase in SL Allocation **			76,799.00						
18	222997	NF-PUBLIC SERVICE									
		DES Tuit to NF-Public Service	18	020003	76,799.00	18	216001	18	222997	Y	
		** Increase in SL Allocation **			76,799.00						
18	223019	Faculty Ombuds Officer Account									
		Des Tuit to	18	020004	14,008.00	18	216001	18	223019	Y	
		** Increase in SL Allocation **			14,008.00						
18	223997	NF-ACADEMIC SUPPORT									
		DES Tuit to NF-Academic Support	18	020004	696,091.00	18	216001	18	223997	Y	

Printed on a Xerox 9700 Laser Printing System at the Computing Services Center / Texas A&M University

Form: URGB01 (02/05/85)

CC	Account	Transaction Description	Offset CC	Offset Account	Amount	Actual Entry From CC	Actual Entry From Account	Actual Entry To CC	Actual Entry To Account	Feed	Mand
18	223997	NF-ACADEMIC SUPPORT									
		USF to NF-Academic Support	18	020004	1,203,800.00	18	216034	18	223997	Y	
		** Increase in SL Allocation **			1,899,891.00						
18	224004	International Student Evaluation									
		APP FEE TO INTL STUD	18	020005	39,975.00	18	204029	18	224004	Y	
		** Increase in SL Allocation **			39,975.00						
18	224997	AFR-NACUBO Function Allocation									
		USF to NF-Student Services	18	020005	1,066,138.00	18	216034	18	224997	Y	
		Des Tuit to NF-Student Services	18	020005	561,428.00	18	216001	18	224997	Y	
		Unallocated Interest to NF-Stude	18	020005	6,104.00	18	225016	18	224997	Y	
		** Increase in SL Allocation **			1,633,670.00						
18	225005	VPFA Miscellaneous Expense									
		UII TO VPBF MISC	18	020006	4,800.00	18	225016	18	225005	Y	
		** Increase in SL Allocation **			4,800.00						
18	225006	Provost/VPAA Miscellaneous Exp									
		UII TO VPAA MISC	18	020006	5,000.00	18	225016	18	225006	Y	
		** Increase in SL Allocation **			5,000.00						
18	225009	President's Miscellaneous									
		UII TO PRES MISC	18	020006	1,300.00	18	225016	18	225009	Y	
		Des Tuit to	18	020006	7,075.00	18	216001	18	225009	Y	
		** Increase in SL Allocation **			8,375.00						
18	225016	Unallocated Interest Income									
		UII TO VPAA MISC	18	020006	5,000.00-	18	225016	18	225006	Y	
		UII TO DEBT SVC	18	020006	143,280.00-	18	225016	18	226013	Y	
		UII TO PRES RESIDENCE MISC	18	020006	4,143.00-	18	225016	18	226026	Y	
		Unallocated Interest to NF-Insti	18	020006	6,104.00-	18	225016	18	225997	Y	
		UII TO PRES OFFICIAL FUNCT	18	020006	28,000.00-	18	225016	18	225043	Y	
		UII TO PRES SAL SUPP	18	020006	329,514.00-	18	225016	18	225034	Y	
		UII TO SEARCHES AND RECRUIT	18	020006	1,000.00-	18	225016	18	225028	Y	
		UII TO PRES MISC	18	020006	1,300.00-	18	225016	18	225009	Y	
		UII TO VPBF MISC	18	020006	4,800.00-	18	225016	18	225005	Y	
		Unallocated Interest to NF-Stude	18	020006	6,104.00-	18	225016	18	224997	Y	
		UII TO VPAA TRAVEL POOL	18	020006	7,000.00-	18	225016	18	210101	Y	
		UII TO TUIT ASSIST	18	020006	58,300.00-	18	225016	18	207001	Y	
		UII TO FESTIVAL OF LIGHTS	18	020006	1,000.00-	18	225016	18	206014	Y	
		UII TO STAFF COUNCIL EXCE	18	020006	750.00-	18	225016	18	205033	Y	
		UII TO VPSA TRAVEL POOL	18	020006	1,000.00-	18	225016	18	205042	Y	
		UII TO DEAN NHS	18	020006	2,000.00-	18	225016	18	203075	Y	
		UII TO GOLD CARD	18	020006	12,208.00-	18	225016	18	205069	Y	
		UII TO STAFF COUNCIL	18	020006	3,290.00-	18	225016	18	205021	Y	
		UII TO STAFF SVC AWARDS	18	020006	1,250.00-	18	225016	18	205032	Y	

Printed on a Xerox 9700 Laser Printing System at the Computing Services Center / Texas A&M University

Form: URGB01 (02/05/85)

CC	Account	Transaction Description	Offset CC	Offset Account	Amount	Actual Entry From CC	Actual Entry From Account	Actual Entry To CC	Actual Entry To Account	Feed	Mand
18	225016	Unallocated Interest Income									
		UII TO CAMPUS SVCS SCH	18	020006	13,824.00-	18	225016	18	204068	Y	
		UII TO VPSA	18	020006	3,840.00-	18	225016	18	205079	Y	
		UII TO OFC DIR LIAB INSURANCE	18	020006	5,200.00-	18	225016	18	205028	Y	
		UII TO DEAN ESS	18	020006	1,920.00-	18	225016	18	203023	Y	
		UII TO DEAN COB	18	020006	1,000.00-	18	225016	18	203024	Y	
		UII TO EVENT SERVICES	18	020006	6,000.00-	18	225016	18	202058	Y	
		UII TO DEAN FAH	18	020006	1,920.00-	18	225016	18	203026	Y	
		UII TO DEAN ANNS	18	020006	1,920.00-	18	225016	18	203025	Y	
		UII TO PART TIME STUD SCH	18	020006	14,400.00-	18	225016	18	203022	Y	
		** Decrease in SL Allocation **			666,067.00-						
18	225017	Salary Market Adjustments									
		DES TUIT TO MKT ADJ	18	020006	410,926.00	18	216001	18	225017	Y	
		** Increase in SL Allocation **			410,926.00						
18	225028	Searches and Recr									
		UII TO SEARCHES AND RECRUIT	18	020006	1,000.00	18	225016	18	225028	Y	
		** Increase in SL Allocation **			1,000.00						
18	225034	Pres Salary Supp									
		UII TO PRES SAL SUPP	18	020006	329,514.00	18	225016	18	225034	Y	
		** Increase in SL Allocation **			329,514.00						
18	225037	TAMUS Assessments									
		DES TUIT TO TAMUS ASSESS	18	020006	1,049,063.00	18	216001	18	225037	Y	
		** Increase in SL Allocation **			1,049,063.00						
18	225042	Annual Fund Operations									
		DES TUIT TO ANNUAL FUND	18	020006	57,843.00	18	216001	18	225042	Y	
		** Increase in SL Allocation **			57,843.00						
18	225043	Pres Official Functions									
		UII TO PRES OFFICIAL FUNCT	18	020006	28,000.00	18	225016	18	225043	Y	
		** Increase in SL Allocation **			28,000.00						
18	225048	Dir of Regional Giving Travel									
		DES TUIT TO Regional Giv	18	020006	10,000.00	18	216001	18	225048	Y	
		** Increase in SL Allocation **			10,000.00						
18	225052	Indirect Cost									
		INDIRECT TO GRANT OFC	18	020006	73,681.00-	18	225052	18	203056	Y	
		** Decrease in SL Allocation **			73,681.00-						
18	225066	GIP Supplement									
		DES TUIT TO GIP SUPP	18	020006	40,000.00	18	216001	18	225066	Y	
		** Increase in SL Allocation **			40,000.00						

Printed on a Xerox 9700 Laser Printing System at the Computing Services Center / Texas A&M University

Form: URGB01 (02/05/85)

CC	Account	Transaction Description	--- Offset --- CC	Account	Amount	-------- Actual Entry --------- ---- From ----- CC	Account	----- To ------ CC	Account	Feed	Mand
18	225160	USF-IT Service Support									
		USF TO IT SVC SUPP	18	020006	27,412.00	18	216034	18	225160	Y	
		** Increase in SL Allocation **			27,412.00						
18	225997	NF-INSTITUTIONAL SUPPORT									
		USF to NF-Institutional Supp	18	020006	730,027.00	18	216034	18	225997	Y	
		Des Tuit to NF-Institutional Sup	18	020006	247,450.00	18	216001	18	225997	Y	
		Unallocated Interest to NF-Insti	18	020006	6,104.00	18	225016	18	225997	Y	
		** Increase in SL Allocation **			983,581.00						
18	226001	Other Local Utilities									
		DES TUIT TO OTHER LOCAL UTLIT	18	020007	16,679.00	18	216001	18	226001	Y	
		** Increase in SL Allocation **			16,679.00						
18	226010	Old SUB Rentals									
		DES TUIT TO OLD SUB RENTALS	18	020007	36,894.00	18	216001	18	226010	Y	
		** Increase in SL Allocation **			36,894.00						
18	226013	TAMUS Bond Dbt Trans									
		DES TUIT TO DEBT SVC	18	020007	1,145,131.00	18	216001	18	226013	Y	
		UII TO DEBT SVC	18	020007	143,280.00	18	225016	18	226013	Y	
		GIFTS TO DEBT SVC	18	020007	300,000.00	18	958001	18	226013	N	
		UCF TO TAMUS BOND DEBT	18	020007	542,370.00	18	032992	18	226013	Y	
		** Increase in SL Allocation **			2,130,781.00						
18	226026	President's Residence Miscellane									
		UII TO PRES RESIDENCE MISC	18	020007	4,143.00	18	225016	18	226026	Y	
		** Increase in SL Allocation **			4,143.00						
18	226028	Indirect Cost - SUB									
		Des Tuit to	18	020007	32,878.00	18	216001	18	226028	Y	
		** Increase in SL Allocation **			32,878.00						
18	226997	NF-OPERATIONS AND MAINTENANCE									
		Des Tuit to NF-O&M	18	020007	337,518.00	18	216001	18	226997	Y	
		** Increase in SL Allocation **			337,518.00						
18	237002	Football Scholarships									
		Des Tuit to	18	020007	483,600.00	18	216001	18	237002	Y	
		rl TO FTBL	18	020007	50,000.00	18	305038	18	237002	Y	
		** Increase in SL Allocation **			533,600.00						
18	237003	Men's Basketball Scholarships									
		Des Tuit to	18	020007	133,500.00	18	216001	18	237003	Y	
		rl TO MNS BASKETBALL	18	020007	15,000.00	18	305038	18	237003	Y	
		** Increase in SL Allocation **			148,500.00						

Printed on a Xerox 9700 Laser Printing System at the Computing Services Center / Texas A&M University

Form: URGB01 (02/05/85)

CC	Account	Transaction Description	Offset CC	Offset Account	Amount	Actual Entry From CC	Actual Entry From Account	Actual Entry To CC	Actual Entry To Account	Feed	Mand
18	237004	Women's Basketball Sch									
		rl TO WMS BB	18	020007	17,500.00	18	305038	18	237004	Y	
		Des Tuit to	18	020007	131,000.00	18	216001	18	237004	Y	
		** Increase in SL Allocation **			148,500.00						
18	237005	Softball Scholarships									
		Des Tuit to	18	020007	105,860.00	18	216001	18	237005	Y	
		rl TO SOFTBALL	18	020007	7,500.00	18	305038	18	237005	Y	
		** Increase in SL Allocation **			113,360.00						
18	237006	Women's Volleyball Sch									
		rl TO VOLLEYBALL	18	020007	15,000.00	18	305038	18	237006	Y	
		Des Tuit to	18	020007	105,800.00	18	216001	18	237006	Y	
		** Increase in SL Allocation **			120,800.00						
18	237007	Baseball Scholarships									
		Des Tuit to	18	020007	122,140.00	18	216001	18	237007	Y	
		rl TO BASEBALL	18	020007	15,000.00	18	305038	18	237007	Y	
		** Increase in SL Allocation **			137,140.00						
18	237008	Men's CC/Track Scholarships									
		rl TO MNS TRACK	18	020007	15,000.00	18	305038	18	237008	Y	
		Des Tuit to	18	020007	174,360.00	18	216001	18	237008	Y	
		** Increase in SL Allocation **			189,360.00						
18	237009	Women's Soccer Scholarships									
		Des Tuit to	18	020007	137,140.00	18	216001	18	237009	Y	
		rl TO WMS SOCCER	18	020007	7,500.00	18	305038	18	237009	Y	
		** Increase in SL Allocation **			144,640.00						
18	237010	Equestrian Scholarships									
		Des Tuit to	18	020007	43,000.00	18	216001	18	237010	Y	
		** Increase in SL Allocation **			43,000.00						
18	237011	Women's CC/Track Scholarships									
		Des Tuit to	18	020007	174,360.00	18	216001	18	237011	Y	
		rl TO Wm's T&F	18	020007	15,000.00	18	305038	18	237011	Y	
		** Increase in SL Allocation **			189,360.00						
18	237012	Men's Golf Scholarships									
		rl TO MNS GOLF	18	020007	2,500.00	18	305038	18	237012	Y	
		Des Tuit to	18	020007	52,460.00	18	216001	18	237012	Y	
		** Increase in SL Allocation **			54,960.00						
18	237013	Women's Golf Scholarships									
		Des Tuit to	18	020007	76,220.00	18	216001	18	237013	Y	
		rl TO WMS GOLF	18	020007	2,500.00	18	305038	18	237013	Y	
		** Increase in SL Allocation **			78,720.00						

Printed on a Xerox 9700 Laser Printing System at the Computing Services Center / Texas A&M University

Form: URGB01 (02/05/85)

CC	Account	Transaction Description	Offset CC	Offset Account	Amount	Actual Entry From CC	Actual Entry From Account	Actual Entry To CC	Actual Entry To Account	Feed	Mand
18	237014	Men's Soccer Scholarships									
		rl TO MNS SOCCER	18	020007	7,500.00	18	305038	18	237014	Y	
		Des Tuit to	18	020007	114,900.00	18	216001	18	237014	Y	
		** Increase in SL Allocation **			122,400.00						
18	237015	Athletic Summer Scholarships									
		Des Tuit to	18	020007	100,000.00	18	216001	18	237015	Y	
		** Increase in SL Allocation **			100,000.00						
18	237016	Cheerleader Activity									
		Des Tuit to	18	020007	12,000.00	18	216001	18	237016	Y	
		** Increase in SL Allocation **			12,000.00						
18	237017	Training Room Scholarship									
		Des Tuit to	18	020007	15,000.00	18	216001	18	237017	Y	
		** Increase in SL Allocation **			15,000.00						
18	300001	Football									
		FOOD SVC TO FTBL	18	030000	100,000.00	18	306011	18	300001	Y	
		Corp Spo TO FTBL	18	030000	14,580.00	18	315133	18	300001	Y	
		ATH FEE TO FTBL	18	030000	288,382.00	18	315125	18	300001	Y	
		DES TUIT TO FTBL	18	030000	404,607.00	18	020006	18	300001	Y	
		** Increase in SL Allocation **			807,569.00						
18	300003	Men's Basketball									
		DES TUIT TO MNS BASKETBALL	18	030000	185,433.00	18	020006	18	300003	Y	
		ATH FEE TO BASKETBALL	18	030000	48,530.00	18	315125	18	300003	Y	
		Corp Spo TO BASKETBALL	18	030000	10,000.00	18	315133	18	300003	Y	
		FOOD SVC TO MNS BASKETBALL	18	030000	150,000.00	18	306011	18	300003	Y	
		** Increase in SL Allocation **			393,963.00						
18	300007	Men's Soccer									
		FOOD SVC TO MNS SOCCER	18	030000	95,000.00	18	306011	18	300007	Y	
		Corp Spo TO MNS SOCCER	18	030000	2,500.00	18	315133	18	300007	Y	
		ATH FEE TO MNS SOCCER	18	030000	78,276.00	18	315125	18	300007	Y	
		DES TUIT TO MNS SOCCER	18	030000	10,342.00	18	020006	18	300007	Y	
		** Increase in SL Allocation **			186,118.00						
18	300011	Women's Basketball									
		DES TUIT TO WMS BB	18	030000	94,579.00	18	020006	18	300011	Y	
		ATH FEE TO WMS BB	18	030000	77,364.00	18	315125	18	300011	Y	
		Corp Spo TO WMS BB	18	030000	10,000.00	18	315133	18	300011	Y	
		FOOD SVC TO WMS BASKETBALL	18	030000	150,000.00	18	306011	18	300011	Y	
		** Increase in SL Allocation **			331,943.00						
18	300013	Athletic Administration									
		Corp Spo to Ath Admin	18	030000	43,120.00	18	315133	18	300013	Y	

Printed on a Xerox 9700 Laser Printing System at the Computing Services Center / Texas A&M University

Form: URGB01 (02/05/85)

CC	Account	Transaction Description	--- Offset --- CC	Account	Amount	-------- Actual Entry --------- ---- From ----- CC	Account	----- To ------ CC	Account	Feed	Mand
18	300013	Athletic Administration									
		ATH FEE TO ATH ADMIN	18	030000	178,074.00	18	315125	18	300013	Y	
		DES TUIT TO ATH ADMIN	18	030000	358,010.00	18	020006	18	300013	Y	
		BC TO Athletic Admin	18	030000	24,080.00	18	040004	18	300013	Y	
		** Increase in SL Allocation **			603,284.00						
18	300014	Media Relations									
		DES TUIT TO MEDIA	18	030000	160,963.00	18	020006	18	300014	Y	
		ATH FEE TO MEDIA	18	030000	24,606.00	18	315125	18	300014	Y	
		** Increase in SL Allocation **			185,569.00						
18	300015	Baseball									
		ATH FEE TO BASEBALL	18	030000	131,739.00	18	315125	18	300015	Y	
		Corp Spo TO BASEBALL	18	030000	5,000.00	18	315133	18	300015	Y	
		FOOD SVC TO BASEBALL	18	030000	50,000.00	18	306011	18	300015	Y	
		DES TUIT TO BASEBALL	18	030000	88,549.00	18	020006	18	300015	Y	
		** Increase in SL Allocation **			275,288.00						
18	300016	Athletic Training Room									
		DES TUIT TO TRAINING	18	030000	18,100.00	18	020006	18	300016	Y	
		Corp Spo to Training Room	18	030000	12,800.00	18	315133	18	300016	Y	
		ATH FEE TO TRAINING	18	030000	197,310.00	18	315125	18	300016	Y	
		** Increase in SL Allocation **			228,210.00						
18	300018	Women's Softball									
		ATH FEE TO SOFTBALL	18	030018	81,610.00	18	315125	18	300018	Y	
		Corp Spo TO SOFTBALL	18	030018	10,000.00	18	315133	18	300018	Y	
		FOOD SVC TO SOFTBALL	18	030018	75,000.00	18	306011	18	300018	Y	
		DES TUIT TO SOFTBALL	18	030018	122,768.00	18	020006	18	300018	Y	
		** Increase in SL Allocation **			289,378.00						
18	300020	Women's Equestrian Team									
		ATH FEE TO EQUESTRIAN	18	030000	57,510.00	18	315125	18	300020	Y	
		** Increase in SL Allocation **			57,510.00						
18	300021	Men's Golf									
		ATH FEE TO MNS GOLF	18	030000	19,418.00	18	315125	18	300021	Y	
		FOOD SVC TO MNS GOLF	18	030000	40,000.00	18	306011	18	300021	Y	
		Corp Spo TO MNS GOLF	18	030000	2,500.00	18	315133	18	300021	Y	
		DES TUIT TO MNS GOLF	18	030000	41,625.00	18	020006	18	300021	Y	
		** Increase in SL Allocation **			103,543.00						
18	300022	Women's Volleyball									
		DES TUIT TO VOLLEYBALL	18	030000	83,724.00	18	020006	18	300022	Y	
		Corp Spo TO VOLLEYBALL	18	030000	10,000.00	18	315133	18	300022	Y	
		FOOD SVC TO VOLLEYBALL	18	030000	100,000.00	18	306011	18	300022	Y	
		ATH FEE TO VOLLEYBALL	18	030000	51,844.00	18	315125	18	300022	Y	
		** Increase in SL Allocation **			245,568.00						

Printed on a Xerox 9700 Laser Printing System at the Computing Services Center / Texas A&M University

Form: URGB01 (02/05/85)

CC	Account	Transaction Description	Offset CC	Offset Account	Amount	Actual Entry From CC	Actual Entry From Account	Actual Entry To CC	Actual Entry To Account	Feed	Mand
18	300027	Women's Soccer									
		ATH FEE TO WMS SOCCER	18	030000	94,871.00	18	315125	18	300027	Y	
		Corp Spo TO WMS SOCCER	18	030000	2,500.00	18	315133	18	300027	Y	
		FOOD SVC TO WMS SOCCER	18	030000	50,000.00	18	306011	18	300027	Y	
		DES TUIT TO WMS SOCCER	18	030000	28,152.00	18	020006	18	300027	Y	
		** Increase in SL Allocation **			175,523.00						
18	300032	Women's Golf									
		DES TUIT TO WMS GOLF	18	030032	49,045.00	18	020006	18	300032	Y	
		FOOD SVC TO WMS GOLF	18	030032	40,000.00	18	306011	18	300032	Y	
		Corp Spo TO WMS GOLF	18	030032	2,500.00	18	315133	18	300032	Y	
		ATH FEE TO WMS GOLF	18	030032	35,442.00	18	315125	18	300032	Y	
		** Increase in SL Allocation **			126,987.00						
18	300033	IA Ticket Office									
		ATH FEE TO TICKET OFFICE	18	030000	53,765.00	18	315125	18	300033	Y	
		DES TUIT TO TICKET OFC	18	030000	505.00	18	020006	18	300033	Y	
		** Increase in SL Allocation **			54,270.00						
18	300034	Strength and Conditioning									
		DES TUIT TO STRENGTH & COND	18	030034	6,732.00	18	020006	18	300034	Y	
		ATH FEE TO STRENGHT & COND	18	030034	220,368.00	18	315125	18	300034	Y	
		** Increase in SL Allocation **			227,100.00						
18	300035	Athletic Medical Expense									
		DES TUIT TO MEDICAL	18	030000	237,109.00	18	020006	18	300035	Y	
		** Increase in SL Allocation **			237,109.00						
18	300040	Academic Success									
		DES TUIT TO ACADEMIC SUCC	18	030040	8,500.00	18	020006	18	300040	Y	
		Corp Spo TO ACADEMIC SUCC	18	030040	4,500.00	18	315133	18	300040	Y	
		** Increase in SL Allocation **			13,000.00						
18	300041	Men's Track&Field/Cross Countr									
		FOOD SVC TO MNS TRACK	18	030041	75,000.00	18	306011	18	300041	Y	
		Corp Spo TO MNS TRACK & F	18	030041	5,000.00	18	315133	18	300041	Y	
		ATH FEE TO MNS TRACK & F	18	030041	115,766.00	18	315125	18	300041	Y	
		DES TUIT TO MNS TRACK	18	030041	15,870.00	18	020006	18	300041	Y	
		** Increase in SL Allocation **			211,636.00						
18	300044	Women's Track&Field/CrossCount									
		DES TUIT TO WMS TRACK	18	030044	36,711.00	18	020006	18	300044	Y	
		ATH FEE TO WMS TRACK & F	18	030044	81,116.00	18	315125	18	300044	Y	
		Corp Spo TO WMS TRACK & F	18	030044	5,000.00	18	315133	18	300044	Y	
		FOOD SVC TO WMS TRACK	18	030044	75,000.00	18	306011	18	300044	Y	
		** Increase in SL Allocation **			197,827.00						

Printed on a Xerox 9700 Laser Printing System at the Computing Services Center / Texas A&M University

Form: URGB01 (02/05/85)

CC	Account	Transaction Description	--- Offset --- CC	Account	Amount	-------- Actual Entry --------- ---- From ----- CC	Account	----- To ------ CC	Account	Feed	Mand
18	304081	Kid's Kollege									
		SSF TO KIDS KOLLEGE	18	031081	138,000.00	18	324001	18	304081	Y	
		** Increase in SL Allocation **			138,000.00						
18	305013	Post Office									
		DES TUIT TO POST OFFICE	18	033013	11,448.00	18	020006	18	305013	Y	
		** Increase in SL Allocation **			11,448.00						
18	305038	Athletic Housing Scholarships									
		rl TO WMS GOLF	18	033038	2,500.00-	18	305038	18	237013	Y	
		rl TO MNS SOCCER	18	033038	7,500.00-	18	305038	18	237014	Y	
		rl TO MNS GOLF	18	033038	2,500.00-	18	305038	18	237012	Y	
		rl TO WMS BB	18	033038	17,500.00-	18	305038	18	237004	Y	
		rl TO WMS SOCCER	18	033038	7,500.00-	18	305038	18	237009	Y	
		rl TO VOLLEYBALL	18	033038	15,000.00-	18	305038	18	237006	Y	
		rl TO BASEBALL	18	033038	15,000.00-	18	305038	18	237007	Y	
		rl TO SOFTBALL	18	033038	7,500.00-	18	305038	18	237005	Y	
		rl TO MNS TRACK	18	033038	15,000.00-	18	305038	18	237008	Y	
		rl TO Wm's T&F	18	033038	15,000.00-	18	305038	18	237011	Y	
		rl TO MNS BASKETBALL	18	033038	15,000.00-	18	305038	18	237003	Y	
		rl TO FTBL	18	033038	50,000.00-	18	305038	18	237002	Y	
		** Decrease in SL Allocation **			170,000.00-						
18	305206	TAMUS Bond Debt Service									
		RES HALL DEBT SVC	18	033206	5,137,559.00	18	315183	18	305206	Y	
		** Increase in SL Allocation **			5,137,559.00						
18	305705	Miscellaneous Income									
		TUIT & FEE DISCOUNTS	18	033705	2,266,747.00	18	040009	18	305705	Y	
		** Increase in SL Allocation **			2,266,747.00						
18	305901	Residential Living Common Exp									
		RES LIV TO HALL DUES	18	033901	46,000.00-	18	305901	18	315185	Y	
		RES LIV TO LAUNDRY	18	033901	11,000.00-	18	305901	18	315184	Y	
		** Decrease in SL Allocation **			57,000.00-						
18	306011	Food Service									
		FOOD SVC TO MNS BASKETBALL	18	034011	150,000.00-	18	306011	18	300003	Y	
		FOOD SVC TO MNS SOCCER	18	034011	95,000.00-	18	306011	18	300007	Y	
		FOOD SVC TO VOLLEYBALL	18	034011	100,000.00-	18	306011	18	300022	Y	
		FOOD SVC TO BASEBALL	18	034011	50,000.00-	18	306011	18	300015	Y	
		FOOD SVC TO SOFTBALL	18	034011	75,000.00-	18	306011	18	300018	Y	
		FOOD SVC TO WMS BASKETBALL	18	034011	150,000.00-	18	306011	18	300011	Y	
		FOOD SVC TO MNS GOLF	18	034011	40,000.00-	18	306011	18	300021	Y	
		FOOD SVC TO WMS SOCCER	18	034011	50,000.00-	18	306011	18	300027	Y	
		FOOD SVC TO FTBL	18	034011	100,000.00-	18	306011	18	300001	Y	
		FOOD SVC TO WMS GOLF	18	034011	40,000.00-	18	306011	18	300032	Y	

Printed on a Xerox 9700 Laser Printing System at the Computing Services Center / Texas A&M University

Form: URGB01 (02/05/85)

CC	Account	Transaction Description	--- Offset --- CC	Account	Amount	-------- Actual Entry --------- ---- From ----- CC	Account	----- To ------ CC	Account	Feed	Mand
18	306011	Food Service									
		FOOD SVC TO WMS TRACK	18	034011	75,000.00-	18	306011	18	300044	Y	
		FOOD SVC TO DEF MAINT	18	034011	250,000.00-	18	306011	18	342017	Y	
		FOOD SVC TO MNS TRACK	18	034011	75,000.00-	18	306011	18	300041	Y	
		** Decrease in SL Allocation **			1,250,000.00-						
18	306033	JBK Student Center									
		UCF TO JBK	18	034033	830,144.00	18	324002	18	306033	Y	
		** Increase in SL Allocation **			830,144.00						
18	314021	Parent's Day									
		SSF TO FAMILY WEEK	18	032021	7,000.00	18	324001	18	314021	Y	
		** Increase in SL Allocation **			7,000.00						
18	314027	Student Svc Fee Contingency									
		SSF TO SSF CONT	18	032027	56,473.00	18	324001	18	314027	Y	
		** Increase in SL Allocation **			56,473.00						
18	314900	Purchased GA Services									
		SSF TO PURCH GA SVCS	18	032900	57,474.00	18	324001	18	314900	Y	
		DES TUIT TO PURCH GA SVCS	18	032900	95,306.00	18	020006	18	314900	Y	
		** Increase in SL Allocation **			152,780.00						
18	315125	Intercollegt Ath Fee - Control									
		ATH FEE TO MNS GOLF	18	035125	19,418.00-	18	315125	18	300021	Y	
		ATH FEE TO STRENGHT & COND	18	035125	220,368.00-	18	315125	18	300034	Y	
		ATH FEE TO WMS SOCCER	18	035125	94,871.00-	18	315125	18	300027	Y	
		ATH FEE TO WMS GOLF	18	035125	35,442.00-	18	315125	18	300032	Y	
		ATH FEE TO VOLLEYBALL	18	035125	51,844.00-	18	315125	18	300022	Y	
		ATH FEE TO TICKET OFFICE	18	035125	53,765.00-	18	315125	18	300033	Y	
		ATH FEE TO MNS TRACK & F	18	035125	115,766.00-	18	315125	18	300041	Y	
		ATH FEE TO BASKETBALL	18	035125	48,530.00-	18	315125	18	300003	Y	
		ATH FEE TO COMPLIANCE	18	035125	61,820.00-	18	315125	18	315212	Y	
		ATH FEE TO EVEN OP	18	035125	1,314.00-	18	315125	18	315173	Y	
		ATH FEE TO WMS TRACK & F	18	035125	81,116.00-	18	315125	18	300044	Y	
		ATH FEE TO FOOTBALL STADIUM OPS	18	035125	662,347.00-	18	315125	18	342020	Y	
		ATH FEE TO DEBT SVC RESERVE	18	035125	761,153.00-	18	315125	18	315150	Y	
		ATH FEE to Ath Leadership	18	035125	3,000.00-	18	315125	18	342023	Y	
		ATH FEE TO TICKET SALES	18	035125	9,265.00-	18	315125	18	315213	Y	
		ATH FEE TO MNS SOCCER	18	035125	78,276.00-	18	315125	18	300007	Y	
		ATH FEE TO WMS BB	18	035125	77,364.00-	18	315125	18	300011	Y	
		ATH FEE TO SOFTBALL	18	035125	81,610.00-	18	315125	18	300018	Y	
		ATH FEE TO MEDIA	18	035125	24,606.00-	18	315125	18	300014	Y	
		ATH FEE TO BASEBALL	18	035125	131,739.00-	18	315125	18	300015	Y	
		ATH FEE TO ATH ADMIN	18	035125	178,074.00-	18	315125	18	300013	Y	
		ATH FEE TO TRAINING	18	035125	197,310.00-	18	315125	18	300016	Y	
		ATH FEE TO EQUESTRIAN	18	035125	57,510.00-	18	315125	18	300020	Y	

Printed on a Xerox 9700 Laser Printing System at the Computing Services Center / Texas A&M University

Form: URGB01 (02/05/85)

CC	Account	Transaction Description	--- Offset --- CC	Account	Amount	-------- Actual Entry --------- ---- From ----- CC	Account	----- To ------ CC	Account	Feed	Mand
18	315125	Intercollegt Ath Fee - Control									
		ATH FEE TO FTBL	18	035125	288,382.00-	18	315125	18	300001	Y	
		** Decrease in SL Allocation **			3,334,890.00-						
18	315133	Athletics Corporate Sponsorshi									
		Corp Spo TO SOFTBALL	18	035133	10,000.00-	18	315133	18	300018	Y	
		Corp Spo TO WMS TRACK & F	18	035133	5,000.00-	18	315133	18	300044	Y	
		Corp Spo TO ACADEMIC SUCC	18	035133	4,500.00-	18	315133	18	300040	Y	
		Corp Spo TO VOLLEYBALL	18	035133	10,000.00-	18	315133	18	300022	Y	
		Corp Spo TO WMS SOCCER	18	035133	2,500.00-	18	315133	18	300027	Y	
		Corp Spo TO MNS GOLF	18	035133	2,500.00-	18	315133	18	300021	Y	
		Corp Spo TO WMS GOLF	18	035133	2,500.00-	18	315133	18	300032	Y	
		Corp Spo TO MNS TRACK & F	18	035133	5,000.00-	18	315133	18	300041	Y	
		Corp Spo TO WMS BB	18	035133	10,000.00-	18	315133	18	300011	Y	
		Corp Spo to Ath Admin	18	035133	43,120.00-	18	315133	18	300013	Y	
		Corp Spo TO MNS SOCCER	18	035133	2,500.00-	18	315133	18	300007	Y	
		Corp Spo TO BASEBALL	18	035133	5,000.00-	18	315133	18	300015	Y	
		Corp Spo TO BASKETBALL	18	035133	10,000.00-	18	315133	18	300003	Y	
		Corp Spo to Training Room	18	035133	12,800.00-	18	315133	18	300016	Y	
		Corp Spo TO FTBL	18	035133	14,580.00-	18	315133	18	300001	Y	
		** Decrease in SL Allocation **			140,000.00-						
18	315150	TAMU Debt Service - Athletics									
		ATH FEE TO DEBT SVC RESERVE	18	035150	761,153.00	18	315125	18	315150	Y	
		** Increase in SL Allocation **			761,153.00						
18	315172	Athletic Bonus Reserve									
		DES TUIT TO BONUS RESERVE	18	035172	48,500.00	18	020006	18	315172	Y	
		** Increase in SL Allocation **			48,500.00						
18	315173	Athletic Event Operations									
		DES TUIT TO EVENT OPS	18	035173	125,466.00	18	020006	18	315173	Y	
		ATH FEE TO EVEN OP	18	035173	1,314.00	18	315125	18	315173	Y	
		** Increase in SL Allocation **			126,780.00						
18	315183	Residence Halls Debt Service									
		RES HALL DEBT SVC	18	035183	5,137,559.00-	18	315183	18	305206	Y	
		** Decrease in SL Allocation **			5,137,559.00-						
18	315184	Laundry Revenue - RL									
		RES LIV TO LAUNDRY	18	035184	11,000.00	18	305901	18	315184	Y	
		** Increase in SL Allocation **			11,000.00						
18	315185	Hall Dues Transfer									
		RES LIV TO HALL DUES	18	035185	46,000.00	18	305901	18	315185	Y	
		** Increase in SL Allocation **			46,000.00						

Printed on a Xerox 9700 Laser Printing System at the Computing Services Center / Texas A&M University

Form: URGB01 (02/05/85)

CC	Account	Transaction Description	Offset CC	Offset Account	Amount	Actual Entry From CC	Actual Entry From Account	Actual Entry To CC	Actual Entry To Account	Feed	Mand
18	315212	Athletic Compliance									
		ATH FEE TO COMPLIANCE	18	035212	61,820.00	18	315125	18	315212	Y	
		DES TUIT TO COMPLIANCE	18	035212	87,825.00	18	020006	18	315212	Y	
		** Increase in SL Allocation **			149,645.00						
18	315213	Ticket Sales									
		DES TUIT TO ticket sales	18	035213	325.00	18	020006	18	315213	Y	
		ATH FEE TO TICKET SALES	18	035213	9,265.00	18	315125	18	315213	Y	
		** Increase in SL Allocation **			9,590.00						
18	324001	Student Service Fee Control									
		SSF TO Welcome Week	18	032991	6,964.00-	18	324001	18	338506	Y	
		SSF TO PURCH GA SVCS	18	032991	57,474.00-	18	324001	18	314900	Y	
		SSF TO SSF CONT	18	032991	56,473.00-	18	324001	18	314027	Y	
		SSF TO StrengthQuest	18	032991	16,500.00-	18	324001	18	338502	Y	
		SSF TO FAMILY WEEK	18	032991	7,000.00-	18	324001	18	314021	Y	
		SSF TO KIDS KOLLEGE	18	032991	138,000.00-	18	324001	18	304081	Y	
		** Decrease in SL Allocation **			282,411.00-						
18	324002	SCC Fee - Control									
		UCF TO JBK	18	032992	830,144.00-	18	324002	18	306033	Y	
		** Decrease in SL Allocation **			830,144.00-						
18	338502	StrengthxQuest									
		SSF TO StrengthQuest	18	031030	16,500.00	18	324001	18	338502	Y	
		** Increase in SL Allocation **			16,500.00						
18	338506	Welcome Week									
		SSF TO Welcome Week	18	035506	6,964.00	18	324001	18	338506	Y	
		** Increase in SL Allocation **			6,964.00						
18	342017	FOOD SERVICE DEFERRED MAINT									
		FOOD SVC TO DEF MAINT	18	035937	250,000.00	18	306011	18	342017	Y	
		** Increase in SL Allocation **			250,000.00						
18	342020	FOOTBALL STADIUM									
		ATH FEE TO FOOTBALL STADIUM OPS	18	035940	662,347.00	18	315125	18	342020	Y	
		** Increase in SL Allocation **			662,347.00						
18	342023	Athletic Leadership									
		ATH FEE to Ath Leadership	18	035943	3,000.00	18	315125	18	342023	Y	
		** Increase in SL Allocation **			3,000.00						
18	423107	Museum M&O									
		SSF TO MUSEUM M&O	18	040004	10,500.00	18	032991	18	423107	Y	
		** Increase in SL Allocation **			10,500.00						

Printed on a Xerox 9700 Laser Printing System at the Computing Services Center / Texas A&M University

Form: URGB01 (02/05/85)

CC	Account	Transaction Description	--- Offset --- CC	Account	Amount	-------- Actual Entry --------- ---- From ----- CC	Account	----- To ------ CC	Account	Feed	Mand
18	424003	Buffalo Club Operating									
		DES TUIT TO buff club	18	040005	2,089.00	18	020006	18	424003	Y	
		ATH FEE TO BUFFALO CLUB OP	18	040005	2,582.00	18	035125	18	424003	Y	
		** Increase in SL Allocation **			4,671.00						
18	958001	Behavioral Sci-Psychology Enha									
		GIFTS TO DEBT SVC	18	095001	300,000.00-	18	958001	18	226013	N	
		** Decrease in SL Allocation **			300,000.00-						

Printed on a Xerox 9700 Laser Printing System at the Computing Services Center / Texas A&M University

CC	Account	Transaction Description	--- Offset --- CC	Account	Amount	-------- Actual Entry --------- ---- From ----- CC	Account	----- To ------ CC	Account	Feed	Mand

****
* *
* BLANK PAGE *
* *
****

Form: URGB01 (02/05/85)
Printed on a Xerox 9700 Laser Printing System at the Computing Services Center / Texas A&M University

Form: URGB01 (02/05/85)

Account	Name	Section	Page
100001-	General Appropriation	2	1
100002-	HEAF Appropriation	2	1
100003-	Benefit Appropriation	2	1
100004-	Scholarship Appropriation	2	1
100099-	Miscellaneous Income	2	1
101008-	Lab Fees	2	1
102003-	45 Hour Rule Tuition	2	1
103001-	Interest Income	2	1
110002-	President's Office	2	2
110003-	Provost/VPAA	2	2
110004-	VP/Fiscal Affairs	2	2
110006-	Chief Information Officer	2	2
110007-	Accounting/Finance Office	2	2
110010-	VP/Institutional Advancement	2	2
110011-	Purchasing Office	2	3
110012-	Personnel Services	2	3
110013-	Risk Management	2	3
110017-	Budget and Reporting Office	2	3
110031-	Governmental Relations-Payroll	2	3
110032-	Diversity and Inclusion	2	3
110033-	STRATEGIC RELATIONS	2	4
110102-	Vice President Student Affairs	2	4
110103-	Registrar Office	2	4
110104-	Student Financial Aid	2	4
110105-	Career Services	2	4
110106-	Admissions	2	4
110108-	Academic Testing	2	5
110109-	Student Services	2	5
110113-	FYE - Salary	2	5
110128-	VeteransServices(StateSalaries	2	5
110132-	AnnualFundPayroll&BenefitsOnly	2	5
111001-	Mail Processing	2	5
111004-	Communication and Marketing	2	6
111012-	Tuition Rebates	2	6
111013-	Development Activity	2	6
111017-	Institutional Research	2	6
111031-	Gold Card Office	2	6
111032-	Scholarship Office	2	6
111033-	Advancement Services Activity	2	7
111035-	Lean Six Sigma -Initiatives	2	7
112200-	NF-INSTRUCTION	2	7
112201-	NF-RESEARCH	2	7
112202-	NF-PUBLIC SERVICE	2	7
112203-	NF-ACADEMIC SUPPORT	2	8
112204-	NF-STUDENT SERVICES	2	8
112205-	NF-INSTITUTIONAL SUPPORT	2	8
112206-	NF-OPERATION AND MAINTENANCE	2	8
124101-	Life, Earth & Environ Science	2	8
124102-	Agricultural Sciences	2	9
124103-	Chemistry & Physics	2	9
124201-	Acct, Economics & Finance	2	9

Printed on a Xerox 9700 Laser Printing System at the Computing Services Center / Texas A&M University

Form: URGB01 (02/05/85)

Account	Name	Section	Page
124202-	Mgmt, Mktg & General Business	2	9
124203-	Information & Decision Mgmt	2	9
124301-	Art, Theatre and Dance	2	9
124302-	Music	2	10
124303-	Eng, Philosophy & Modern Lang	2	10
124304-	History and Geography	2	10
124305-	Communication	2	10
124401-	Education	2	10
124402-	Psych,Sociology&SocialWork	2	10
124405-	Poli Sci & Criminal Justice	2	11
124408-	TA/PTI Salaries COESS (Budget)	2	11
124601-	Nursing	2	11
124602-	Communication Disorders	2	11
124603-	Sports and Exercise Science	2	11
124701-	Engnrng&CmptrSci-FacltySalries	2	11
124702-	Mathematics - Faculty Salaries	2	12
125101-	Life, Earth & Environ Sciences	2	12
125102-	Agricultural Sciences	2	12
125103-	Chemistry & Physics	2	12
125201-	Acct, Economics & Finance	2	12
125202-	Mgmt, Mktg & General Business	2	12
125203-	Information & Decision Mgmt	2	13
125301-	Art, Theatre and Dance	2	13
125302-	Music	2	13
125303-	English, Phil & Modern Lang	2	13
125304-	History and Geography	2	13
125305-	Communication	2	13
125321-	Broadcast Engineer	2	14
125401-	Education	2	14
125402-	Psych, Sociology & Social Work	2	14
125511-	Teaching&ResrchLabSaftySalarie	2	14
125601-	Nursing	2	14
125602-	Communication Disorders	2	14
125603-	Sports and Exercise Science	2	15
125702-	Mathemetics - Academic Support	2	15
127009-	Provost/VPAA	2	15
127012-	International Student Adv	2	15
127013-	Advising Services	2	15
127014-	Honors Program	2	15
127015-	Provost/VPAA Graduate Fees	2	16
127016-	Livestock Judging Team	2	16
127017-	FAH Grad Fees	2	16
127018-	College NHS Grad Fees	2	16
127019-	"College of Ag, Natural Science Gra	2	16
127020-	College of Education and Social Sci	2	16
127021-	School ECSM Grad Fees	2	17
127022-	COB Grad Fees	2	17
127023-	Graduate Office Grad Fees - Scholar	2	17
127101-	Dean, College of ASE	2	17
127201-	Dean, College of Business	2	17
127301-	Dean, College of FAH	2	18

Printed on a Xerox 9700 Laser Printing System at the Computing Services Center / Texas A&M University

Form: URGB01 (02/05/85)

Account	Name	Section	Page
127401-	Dean, College of Educ and SS	2	18
127501-	Dean, Graduate School	2	18
127601-	Dean, College of NHS	2	18
127701-	Academic Reorg Contin (Budget)	2	18
128001-	University Farm and Ranch	2	19
130003-	Library Operations	2	19
131001-	Research Enhancement Control	2	19
131003-	Sponsored Research Svcs	2	19
131008-	Research Salaries	2	19
140002-	Central Receiving/Storage	2	20
140004-	Environmental Safety Office	2	20
141001-	University Police	2	20
141002-	Police Dispatch	2	20
142007-	Building Maintenance Locking	2	20
145001-	Purchased Utilities	2	20
145003-	Tuition Revenue Bonds Debt Ser	2	21
150001-	Killgore Research	2	21
150002-	Scholarships	2	21
150003-	Ins for Dry Land Ag	2	21
150004-	Museum Operations	2	21
150008-	TX College Work Study	2	21
150010-	Center/Equine Studies	2	22
150011-	Environmental Ag	2	22
150013-	Ruminant Nutrition Research	2	22
150014-	Immunology, Health & Mgmt Res	2	22
150015-	Animal Waste Mgmt Research	2	22
150018-	Meat Science Research	2	23
150027-	ElctrclEngrngFcltySal-SpecItem	2	23
150028-	ElctrclEngrngAcadSpprtSpecItem	2	23
150100-	Integrated Pest Management	2	23
150101-	Institutional Support	2	23
150105-	CREET Water	2	24
150106-	CREET Beef	2	24
150109-	IPM Entomology	2	24
150110-	Agribus Incubator/Accelerator	2	24
150112-	SBDC	2	24
155999-	HEAF - Appropriation	2	25
200050-	Panhandle Alt Cert for Ed/PACE	3	1
200248-	UnvrstyUndrgrdAcdmEnhncmntFee-	3	1
200278-	USF-DistanceLearningAcdmcSuppr	3	1
200279-	USF-DistanceLearning-ITSupport	3	1
200280-	USF-Open Access Lab	3	1
200281-	USF-Smart Classroom Support	3	1
200282-	USF-Remote labs	3	1
200283-	USF-Technology	3	1
200999-	DESIGNATED-INSTRUCTION	3	1
201001-	Beef Carcass Research	3	2
202010-	Continuing Education	3	2
202033-	Music Camp	3	2
202057-	EOD TRAINING COORDINATOR	3	2
202058-	EVENT SERVICES	3	2

Printed on a Xerox 9700 Laser Printing System at the Computing Services Center / Texas A&M University

Form: URGB01 (02/05/85)

Account	Name	Section	Page
202999-	DESIGNATED-PUBLIC SERVICE	3	3
203005-	Graduate Dean - Miscellaneous	3	3
203009-	Evaluation Team	3	3
203022-	Part-Time Student Scholarship	3	3
203023-	Dean Ed and SS Miscellaneous	3	3
203024-	College of Business Misc Exp	3	3
203025-	Dean ANS Miscellaneous Exp	3	3
203026-	Dean FAH Misc Exp	3	4
203036-	TPEG - Resident	3	4
203056-	Sponsored Research Svcs	3	4
203072-	Study Abroad	3	4
203075-	Dean Nrsng/Hlth Scnce Misc Exp	3	4
203084-	Campus to Community	3	4
203132-	USF-Advising Expendable	3	4
203999-	DESIGNATED-ACADEMIC SUPPORT	3	5
204006-	Career Plan/Placement	3	5
204008-	Summer Orientation	3	5
204021-	Need-Based Scholarship	3	5
204029-	Application Fees	3	5
204041-	Graduate Application Fee	3	5
204059-	USF-Graduation	3	6
204060-	USF-Freshman Convocation	3	6
204061-	USF-1-800-Telephone Service	3	6
204062-	USF-Student Recruitment	3	6
204065-	Supplemental Instruction	3	6
204068-	Campus Services	3	6
204069-	Student Success Center	3	6
204071-	Rodeo Program	3	6
204073-	Buff Allies	3	7
204076-	Buffalo Club Golf Tournament	3	7
204115-	Student Affairs Admn	3	7
204117-	Veterans Services	3	7
204999-	DESIGNATED-STUDENT SVS	3	7
205021-	Staff Council	3	7
205027-	Advertising & Marketing	3	7
205028-	Officer/Director Liability	3	7
205032-	Staff Employee Service Awards	3	8
205033-	Staff Council Staff Exc Awards	3	8
205034-	Accreditation Expense	3	8
205042-	VPSA Travel Pool	3	8
205058-	Risk Management	3	8
205068-	USF-Telecommunications Srvcs	3	8
205069-	USF-Gold Card Operations	3	8
205070-	USF-Computer Services	3	8
205071-	USF-IT Service Center	3	8
205072-	USF-Network Services	3	8
205073-	USF-Web Services	3	8
205074-	USF-PC Support	3	9
205075-	USF-Bus Operations	3	9
205076-	USF-Comm&Marketing Salaries	3	9
205078-	Optional Payment Fee	3	9

Printed on a Xerox 9700 Laser Printing System at the Computing Services Center / Texas A&M University

Form: URGB01 (02/05/85)

Account	Name	Section	Page
205079-	VPSA Misc Expense	3	9
205083-	TRASH DISPOSAL	3	9
205999-	DESIGNATED-INST SUPPORT	3	9
206001-	AC Building Operations	3	10
206002-	Desgn Fd Purch Svc	3	10
206007-	Intercollegiate Athl Facil	3	10
206008-	PP Purchased Svc	3	10
206014-	Festival of Lights	3	10
206020-	Amarillo Center - Reserve	3	10
206024-	Parking Services	3	11
206026-	USF - University Police Department	3	11
206027-	Paving Lot/Paving	3	11
206032-	Sports Complex Operations	3	11
206100-	Rec Sports Fee Reserve	3	11
206101-	Events Center Operations	3	11
206999-	DESIGNATED-PLANT O & M	3	12
207001-	Tuition Assistance Fund Sch	3	12
207003-	Institutional Scholarships	3	12
207004-	Resident UG Set Aside	3	12
207005-	Resident Grad Set Aside	3	12
207999-	DESIGNATED-SCH & FELLOWSHIPS	3	12
210100-	IITL	3	12
210101-	Travel Contingency VPAA	3	12
210103-	LEES	3	13
210104-	Division of Ag	3	13
210105-	Chemistry and Physics	3	13
210106-	Division of Nursing	3	13
210107-	Accounting/Eco/Fin	3	13
210108-	Mgmt/Marketing/GB	3	13
210109-	IDM	3	13
210110-	Economic Education	3	14
210111-	ATD M&O	3	14
210112-	Music	3	14
210113-	EPML M&O	3	14
210114-	Communication Disorders	3	14
210115-	DIvision of Education	3	14
210116-	Behavioral Science	3	14
210117-	SES	3	15
210118-	Poli Sci/Criminal J	3	15
210119-	Engineering/Comp Sci	3	15
210120-	History and Geography	3	15
210121-	Communication	3	15
210122-	Mathematics	3	15
210126-	AEF	3	15
210135-	Education	3	15
210137-	PSCJ	3	16
210138-	Nursing	3	16
210139-	Communications Disorders	3	16
210140-	SES	3	16
210142-	Math	3	16
210143-	Contingency Academic Affairs	3	16

Printed on a Xerox 9700 Laser Printing System at the Computing Services Center / Texas A&M University

Form: URGB01 (02/05/85)

Account	Name	Section	Page
210144-	Academic Computer Expense	3	16
210145-	GA Sal Cont	3	16
210146-	Contingency - ASE	3	17
210147-	ECS Differential Tuition - Operatio	3	17
210148-	Math Lab Support	3	17
210149-	GA Cont ASE	3	17
210150-	College of Business Contingency Fun	3	17
210151-	GA Cont COB	3	17
210152-	Business Differential Tuition - Ope	3	17
210153-	Fine Arts And Humanities Contingenc	3	17
210154-	GA Cont FAH	3	18
210155-	Writing Lab Support	3	18
210156-	College of EdSS Contingency	3	18
210157-	GA Cont EDSS	3	18
210159-	GA Cont NHS	3	18
210160-	School of ECSM GA Contingency	3	18
210161-	Nursing Faculty Enhancement	3	18
210162-	Correspondence Fees	3	19
210166-	SUMMER BUDGET	3	19
210167-	PTI/GAT CONTINGENCY VPAA	3	19
210168-	PTI/GAT CONTINGENCY CANS	3	19
210169-	PTI/GAT CONTINGENCY COB	3	19
210170-	PTI/GAT CONTINGENCY FAH	3	19
210171-	PTI/GAT CONTIGENCY COESS	3	19
210172-	PTI/GAT CONTINGENCY CNHS	3	20
210173-	PTI/GAT CONTINGENCY ECSM	3	20
211001-	Travel - Sponsored Research Service	3	20
211002-	Research Enhancement Control	3	20
213107-	Inst Effectiveness Data & Anal	3	20
213108-	School of ECSM Contingency	3	20
213109-	Provost/VPAA	3	20
213110-	Teaching Excellence Center	3	20
213111-	"Dean, College of ASE"	3	20
213112-	"Dean, College of Business"	3	21
213113-	"Dean, College of Fine Arts And Hum	3	21
213114-	"Dean, College of Education And Soc	3	21
213115-	Graduate Studies	3	21
213116-	"Dean, College of Nursing and Healt	3	21
213117-	School of ECSM	3	21
213118-	Livestock Judging Team	3	21
213119-	Nursing and Health Sciences Conting	3	22
213120-	International Student Advising	3	22
213121-	Advising Services	3	22
213122-	Honors Program	3	22
213123-	Faculty Development Leave	3	22
213126-	Travel - Library Operations	3	22
213127-	Faculty Senate	3	22
213131-	SIM Central	3	22
213144-	COFAH STUDENT SERVICES FEE	3	22
213200-	VPAA Designated Tuition Holdin	3	23
214002-	Registrar's Office	3	23

Printed on a Xerox 9700 Laser Printing System at the Computing Services Center / Texas A&M University

Form: URGB01 (02/05/85)

Account	Name	Section	Page
214103-	Student Financial Aid	3	23
214105-	Admissions	3	23
214113-	First Year Experience	3	23
214114-	ScholarshipServices	3	23
214119-	Contingency Student Affairs	3	23
214124-	Student Affairs Marketing	3	24
214125-	Student Activities	3	24
214127-	Student Employment Services	3	24
214128-	Homecoming	3	24
214133-	Office for Nationally Competitive S	3	24
214135-	Rodeo Club (SSF)	3	24
214136-	Career Services	3	24
214140-	Athletic Pep Band	3	25
214141-	Museum Director Search	3	25
214142-	Student Disability Services	3	25
214143-	Cheerleader Activity	3	25
214145-	Student Government	3	25
214146-	Recreational Sports	3	25
214147-	Buffalo Branding	3	25
214148-	WTAMU Bowling Program	3	26
214155-	Student Engagement and Leadership	3	26
214156-	Peer Ldrs for First Yr Success	3	26
214157-	Enactus	3	26
214159-	Ag Quiz Bowl	3	26
214161-	Guest Artist Series	3	26
214175-	LEAD WT	3	26
214176-	Tutor Assistance	3	26
214177-	Ag Judging Team	3	26
214181-	Student Counseling Services	3	27
214182-	Herdsmen	3	27
214189-	New Catalog Expense	3	27
214190-	AC Wages	3	27
215100-	President's Office	3	27
215101-	Vice President/BF	3	27
215103-	Chief Information Off	3	27
215105-	Purchasing	3	27
215106-	Personnel Services	3	28
215107-	Budget/Payroll Rprtg	3	28
215109-	Communication & Mktg	3	28
215110-	Institutional Rsrch	3	28
215113-	Vice President IA	3	28
215115-	Contingency Presidents Division	3	28
215116-	Contingency Business & Finance	3	28
215118-	Contingency Institutional Advanceme	3	29
215119-	Administrative Computer Expense	3	29
215120-	Alumni Relations	3	29
215121-	General Publications	3	29
215122-	Institutional Memberships	3	29
215123-	Music Copyright Expense	3	29
215124-	Information Desk	3	29
215125-	Development Activities	3	29

Printed on a Xerox 9700 Laser Printing System at the Computing Services Center / Texas A&M University

Form: URGB01 (02/05/85)

Account	Name	Section	Page
215126-	G.I.E. Computer Expense	3	30
215127-	Faculty/Staff Training Expense	3	30
215128-	Advancement Services	3	30
215129-	Lean Six Sigma - Initiatives	3	30
215130-	VPSA	3	30
215131-	Diversity and Inclusion	3	30
215138-	Student Evaluation Expense	3	30
215139-	Central Receiving and Storage	3	30
215145-	President's Travel	3	31
215203-	Title IX Compliance	3	31
215204-	Accounting and Finance Office	3	31
215205-	Compliance	3	31
216001-	Designated Tuition	3	31
216004-	Student Ctr Complex Fee Rsrv	3	31
216005-	Designated Tuition Reserve	3	31
216007-	Rec Sports Fee Control	3	31
216011-	Late Registration Fee	3	32
216026-	Set Aside For Future Year	3	32
216027-	Nursing Differential Tuition	3	32
216031-	Business Differential Tuition	3	32
216032-	Engineering/CSDifferentialTui	3	32
216034-	University ServicesFee-Control	3	32
216035-	University Services Fee-Reserv	3	32
216037-	USF-International Education	3	32
216038-	USF-Library Expendable	3	33
216039-	USF-Washington DC Intern	3	33
216040-	Graduate Designated Tuition	3	33
216041-	E and G Building Insurance	3	33
216043-	Building Maintenance (Locking)	3	33
216044-	Purchased Utilities	3	33
216045-	University Police	3	33
216046-	Police Dispatch	3	34
216047-	FrAlrmSgnlng/AnnlInspctn/BRG/B	3	34
216049-	Strategic Relations	3	34
216100-	REMISSION OF DESIGNATED TUITION	3	34
216202-	Travel - Environmental Safety	3	34
220009-	VPAA Faculty Job Searches	3	34
220997-	NF-INSTRUCTION	3	35
221009-	URA Operating	3	35
221997-	NF-RESEARCH	3	35
221999-	DESIGNATED-RESEARCH	3	35
222011-	Office of Economic Innovation	3	35
222997-	NF-PUBLIC SERVICE	3	36
223019-	Faculty Ombuds Officer Account	3	36
223997-	NF-ACADEMIC SUPPORT	3	36
224002-	Testing Services	3	36
224004-	International Student Evaluation Fe	3	36
224997-	AFR-NACUBO Function Allocation	3	37
225005-	VPFA Miscellaneous Expense	3	37
225006-	Provost/VPAA Miscellaneous Exp	3	37
225009-	President's Miscellaneous	3	37

Printed on a Xerox 9700 Laser Printing System at the Computing Services Center / Texas A&M University

Form: URGB01 (02/05/85)

Account	Name	Section	Page
225016-	Unallocated Interest Income	3	37
225017-	Salary Market Adjustments	3	37
225028-	Searches and Recr	3	37
225034-	Pres Salary Supp	3	37
225037-	TAMUS Assessments	3	37
225042-	Annual Fund Operations	3	38
225043-	Pres Official Functions	3	38
225048-	Dir of Regional Giving Travel	3	38
225052-	Indirect Cost	3	38
225066-	GIP Supplement	3	38
225160-	USF-IT Service Support	3	38
225997-	NF-INSTITUTIONAL SUPPORT	3	38
226001-	Other Local Utilities	3	38
226010-	Old SUB Rentals	3	39
226026-	President's Residence Miscellaneous	3	39
226028-	Indirect Cost - SUB	3	39
226997-	NF-OPERATIONS AND MAINTENANCE	3	39
237002-	Football Scholarships	3	39
237003-	Men's Basketball Scholarships	3	39
237004-	Women's Basketball Sch	3	39
237005-	Softball Scholarships	3	39
237006-	Women's Volleyball Sch	3	39
237007-	Baseball Scholarships	3	40
237008-	Men's CC/Track Scholarships	3	40
237009-	Women's Soccer Scholarships	3	40
237010-	Equestrian Scholarships	3	40
237011-	Women's CC/Track Scholarships	3	40
237012-	Men's Golf Scholarships	3	40
237013-	Women's Golf Scholarships	3	40
237014-	Men's Soccer Scholarships	3	40
237015-	Athletic Summer Scholarships	3	40
237016-	Cheerleader Activity	3	40
237017-	Training Room Scholarship	3	41
270001-	Goldcard Mnt & Capital Accrual	4	1
270002-	Print Shop	4	1
270003-	Central Supply	4	1
270004-	Telecom Services	4	1
270007-	Postage	4	1
270009-	Media Supply	4	1
270011-	Local UCI Expense	4	2
270014-	Network Services	4	2
270018-	Tele Long Distance Svc	4	2
270057-	Lump Sum Termination Reserve	4	2
300001-	Football	5	1
300003-	Men's Basketball	5	1
300007-	Men's Soccer	5	1
300011-	Women's Basketball	5	1
300013-	Athletic Administration	5	1
300014-	Media Relations	5	2
300015-	Baseball	5	2
300016-	Athletic Training Room	5	2

Printed on a Xerox 9700 Laser Printing System at the Computing Services Center / Texas A&M University

Form: URGB01 (02/05/85)

Account	Name	Section	Page
300018-	Women's Softball	5	2
300020-	Women's Equestrian Team	5	2
300021-	Men's Golf	5	3
300022-	Women's Volleyball	5	3
300027-	Women's Soccer	5	3
300032-	Women's Golf	5	3
300033-	IA Ticket Office	5	3
300034-	Strength and Conditioning	5	4
300035-	Athletic Medical Expense	5	4
300040-	Academic Success	5	4
300041-	Men's Track&Field/Cross Countr	5	4
300044-	Women's Track&Field/CrossCount	5	4
304047-	Concessions	5	4
304081-	Kid's Kollege	5	5
305009-	Residential Living	5	5
305013-	Post Office	5	5
305014-	Bookstore - Resale	5	5
305015-	Bookstore - Operations DNU	5	5
305020-	Compensation - Meals	5	6
305705-	Miscellaneous Income	5	6
305901-	Residential Living Common Exp	5	6
306011-	Food Service	5	6
306012-	Food Svc - Purchased GA Svc	5	6
306013-	Food Svc - Purchased PP Svc	5	6
306029-	RL Programming	5	6
306033-	JBK Student Center	5	7
306036-	JBK Student Center Food Svc	5	7
306037-	JBK Food Service Purchased Svc	5	7
314021-	Parent's Day	5	7
314024-	Medical Services	5	7
314027-	Student Svc Fee Contingency	5	7
314900-	Purchased GA Services	5	8
314999-	AUX CONTINGENCY	5	8
315002-	Cousins Hall	5	8
315003-	Guenther Hall	5	8
315006-	Stafford Hall	5	8
315008-	Conner Hall	5	9
315009-	Jarrett Hall	5	9
315010-	Shirley Hall	5	9
315011-	Cross Hall	5	9
315012-	Jones Hall	5	9
315015-	Summer Camp Revenue	5	9
315026-	RHA Programming	5	10
315027-	RHA Network Support	5	10
315118-	Buff Hall	5	10
315125-	Intercollegt Ath Fee - Control	5	10
315133-	Athletics Corporate Sponsorshi	5	10
315145-	Food Service Reserve	5	10
315150-	TAMU Debt Service - Athletics	5	10
315164-	RL All Inclusive Laundry	5	11
315165-	Purchased GA Svcs - RL	5	11

Printed on a Xerox 9700 Laser Printing System at the Computing Services Center / Texas A&M University

Form: URGB01 (02/05/85)

Account	Name	Section	Page
315166-	PP Services - RL	5	11
315172-	Athletic Bonus Reserve	5	11
315173-	Athletic Event Operations	5	11
315184-	Laundry Revenue - RL	5	11
315185-	Hall Dues Transfer	5	11
315190-	Centennial Hall	5	12
315195-	Founders Hall	5	12
315206-	Technology Store - Resale	5	12
315207-	Technology Store - Operational	5	12
315212-	Athletic Compliance	5	12
315213-	Ticket Sales	5	12
324001-	Student Service Fee Control	5	13
324002-	SCC Fee - Control	5	13
338502-	StrengthxQuest	5	13
338506-	Welcome Week	5	13
342016-	RL-FURNITURE & FIXTURE REPLACE	5	13
342017-	FOOD SERVICE DEFERRED MAINT	5	13
342018-	BOOKSTORE DEFERRED MAINTENANCE	5	13
342020-	FOOTBALL STADIUM	5	13
342021-	ARAMARK Commissions	5	14
342023-	Athletic Leadership	5	14
401164-	Ogallala 010-Almas - Team AEI	6	1
401179-	URA-NULCEAR TECHNOLOGY R&D	6	1
401999-	RESTRICTED-RESEARCH	6	1
402999-	RESTRICTED-PUBLIC SUPPORT	6	1
403999-	RESTRICTED-ACADEMIC SUPPORT	6	1
410999-	RESTRICTED-INSTRUCTION	6	2
412034-	PANHANDLE AHEC FY18-STATE	6	2
417026-	Texas Grants FY 16/17	6	2
417999-	RESTRICTED-SCH & FELLOWSHIPS	6	2
420001-	Cow-Calf Management	6	2
420002-	Franklin Chair in Music	6	3
420006-	John O'Brien Distinguished Chair in	6	3
421012-	IPM Development Fund	6	3
421127-	Underwriters Laboratories	6	3
421136-	Buffalo Technology Grp-Personn	6	3
422049-	WTAMUCmmntyPrtnrshpLearnDisblt	6	3
422053-	Harrington String - E	6	4
423006-	Olive Haley Smith	6	4
423049-	Petroleum Wing Maintenance	6	4
423107-	Museum M&O	6	4
424003-	Buffalo Club Operating	6	4
424005-	Health Integration	6	5
424006-	College Access for the High Plains	6	5
424999-	RESTR-STUDENT SERVICES	6	5
425999-	RESTR-OTHER ACTIVITIES	6	5
426999-	RESTR OPERATIONS/MAINT	6	5
431003-	McNair Scholars 17-22	6	5
432019-	Talent Search	6	6
432020-	UPWARD BOUND FY18	6	6
432021-	UPWARD BOUND MATH & SCIENCE	6	6

Printed on a Xerox 9700 Laser Printing System at the Computing Services Center / Texas A&M University

Form: URGB01 (02/05/85)

Account	Name	Section	Page
434024-	CAMP	6	6
435001-	Title III A - BR2BR	6	6

Printed on a Xerox 9700 Laser Printing System at the Computing Services Center / Texas A&M University

Form: URGB01 (02/05/85)

Name	Account	Section	Page
Accounting/Eco/Fin	210107-	3	13
Behavioral Science	210116-	3	14
Chemistry and Physics	210105-	3	13
Division of Nursing	210106-	3	13
Economic Education	210110-	3	14
Engineering/Comp Sci	210119-	3	15
Faculty Senate	213127-	3	22
History and Geography	210120-	3	15
IDM	210109-	3	13
Mgmt/Marketing/GB	210108-	3	13
Music	210112-	3	14
"College of Ag, Natural Science Gra	127019-	2	16
"Dean, College of ASE"	213111-	3	20
"Dean, College of Business"	213112-	3	21
"Dean, College of Education And Soc	213114-	3	21
"Dean, College of Fine Arts And Hum	213113-	3	21
"Dean, College of Nursing and Healt	213116-	3	21
Academic Computer Expense	210144-	3	16
Academic Reorg Contin (Budget)	127701-	2	18
Academic Success	300040-	5	4
Academic Testing	110108-	2	5
Accounting and Finance Office	215204-	3	31
Accounting/Finance Office	110007-	2	2
Accreditation Expense	205034-	3	8
Acct, Economics & Finance	125201-	2	12
Acct, Economics & Finance	124201-	2	9
Administrative Computer Expense	215119-	3	29
Admissions	214105-	3	23
Admissions	110106-	2	4
Advancement Services	215128-	3	30
Advancement Services Activity	111033-	2	7
Advertising & Marketing	205027-	3	7
Advising Services	213121-	3	22
Advising Services	127013-	2	15
Ag Judging Team	214177-	3	26
Ag Quiz Bowl	214159-	3	26
Agribus Incubator/Accelerator	150110-	2	24
Agricultural Sciences	124102-	2	9
Agricultural Sciences	125102-	2	12
Alumni Relations	215120-	3	29
Amarillo Center - Reserve	206020-	3	10
Animal Waste Mgmt Research	150015-	2	22
Annual Fund Operations	225042-	3	38
AnnualFundPayroll&BenefitsOnly	110132-	2	5
Application Fees	204029-	3	5
Art, Theatre and Dance	125301-	2	13
Art, Theatre and Dance	124301-	2	9
Athletic Administration	300013-	5	1
Athletic Bonus Reserve	315172-	5	11
Athletic Compliance	315212-	5	12
Athletic Event Operations	315173-	5	11

Printed on a Xerox 9700 Laser Printing System at the Computing Services Center / Texas A&M University

Form: URGB01 (02/05/85)

Name	Account	Section	Page
Athletic Leadership	342023-	5	14
Athletic Medical Expense	300035-	5	4
Athletic Pep Band	214140-	3	25
Athletic Summer Scholarships	237015-	3	40
Athletic Training Room	300016-	5	2
Athletics Corporate Sponsorshi	315133-	5	10
AC Building Operations	206001-	3	10
AC Wages	214190-	3	27
AEF	210126-	3	15
AFR-NACUBO Function Allocation	224997-	3	37
ARAMARK Commissions	342021-	5	14
ATD M&O	210111-	3	14
AUX CONTINGENCY	314999-	5	8
Baseball	300015-	5	2
Baseball Scholarships	237007-	3	40
Beef Carcass Research	201001-	3	2
Benefit Appropriation	100003-	2	1
Bookstore - Operations DNU	305015-	5	5
Bookstore - Resale	305014-	5	5
Broadcast Engineer	125321-	2	14
Budget and Reporting Office	110017-	2	3
Budget/Payroll Rprtg	215107-	3	28
Buff Allies	204073-	3	7
Buff Hall	315118-	5	10
Buffalo Branding	214147-	3	25
Buffalo Club Golf Tournament	204076-	3	7
Buffalo Club Operating	424003-	6	4
Buffalo Technology Grp-Personn	421136-	6	3
Building Maintenance (Locking)	216043-	3	33
Building Maintenance Locking	142007-	2	20
Business Differential Tuition	216031-	3	32
Business Differential Tuition - Ope	210152-	3	17
BOOKSTORE DEFERRED MAINTENANCE	342018-	5	13
Campus to Community	203084-	3	4
Campus Services	204068-	3	6
Career Plan/Placement	204006-	3	5
Career Services	214136-	3	24
Career Services	110105-	2	4
Centennial Hall	315190-	5	12
Center/Equine Studies	150010-	2	22
Central Receiving and Storage	215139-	3	30
Central Receiving/Storage	140002-	2	20
Central Supply	270003-	4	1
Cheerleader Activity	214143-	3	25
Cheerleader Activity	237016-	3	40
Chemistry & Physics	125103-	2	12
Chemistry & Physics	124103-	2	9
Chief Information Off	215103-	3	27
Chief Information Officer	110006-	2	2
College of Business Contingency Fun	210150-	3	17
College of Business Misc Exp	203024-	3	3

Printed on a Xerox 9700 Laser Printing System at the Computing Services Center / Texas A&M University

Form: URGB01 (02/05/85)

Name	Account	Section	Page
College of Education and Social Sci	127020-	2	16
College of EdSS Contingency	210156-	3	18
College Access for the High Plains	424006-	6	5
College NHS Grad Fees	127018-	2	16
Communication	125305-	2	13
Communication	210121-	3	15
Communication	124305-	2	10
Communication & Mktg	215109-	3	28
Communication and Marketing	111004-	2	6
Communication Disorders	124602-	2	11
Communication Disorders	210114-	3	14
Communication Disorders	125602-	2	14
Communications Disorders	210139-	3	16
Compensation - Meals	305020-	5	6
Compliance	215205-	3	31
Concessions	304047-	5	4
Conner Hall	315008-	5	9
Contingency - ASE	210146-	3	17
Contingency Academic Affairs	210143-	3	16
Contingency Business & Finance	215116-	3	28
Contingency Institutional Advanceme	215118-	3	29
Contingency Presidents Division	215115-	3	28
Contingency Student Affairs	214119-	3	23
Continuing Education	202010-	3	2
Correspondence Fees	210162-	3	19
Cousins Hall	315002-	5	8
Cow-Calf Management	420001-	6	2
Cross Hall	315011-	5	9
CAMP	434024-	6	6
COB Grad Fees	127022-	2	17
COFAH STUDENT SERVICES FEE	213144-	3	22
CREET Beef	150106-	2	24
CREET Water	150105-	2	24
Dean ANS Miscellaneous Exp	203025-	3	3
Dean Ed and SS Miscellaneous	203023-	3	3
Dean FAH Misc Exp	203026-	3	4
Dean Nrsng/Hlth Scnce Misc Exp	203075-	3	4
Dean, College of ASE	127101-	2	17
Dean, College of Business	127201-	2	17
Dean, College of Educ and SS	127401-	2	18
Dean, College of FAH	127301-	2	18
Dean, College of NHS	127601-	2	18
Dean, Graduate School	127501-	2	18
Desgn Fd Purch Svc	206002-	3	10
Designated Tuition	216001-	3	31
Designated Tuition Reserve	216005-	3	31
Development Activities	215125-	3	29
Development Activity	111013-	2	6
Dir of Regional Giving Travel	225048-	3	38
Diversity and Inclusion	215131-	3	30
Diversity and Inclusion	110032-	2	3

Printed on a Xerox 9700 Laser Printing System at the Computing Services Center / Texas A&M University

Form: URGB01 (02/05/85)

Name	Account	Section	Page
Division of Ag	210104-	3	13
DESIGNATED-ACADEMIC SUPPORT	203999-	3	5
DESIGNATED-INST SUPPORT	205999-	3	9
DESIGNATED-INSTRUCTION	200999-	3	1
DESIGNATED-PLANT O & M	206999-	3	12
DESIGNATED-PUBLIC SERVICE	202999-	3	3
DESIGNATED-RESEARCH	221999-	3	35
DESIGNATED-SCH & FELLOWSHIPS	207999-	3	12
DESIGNATED-STUDENT SVS	204999-	3	7
DIvision of Education	210115-	3	14
E and G Building Insurance	216041-	3	33
Education	210135-	3	15
Education	125401-	2	14
Education	124401-	2	10
ElctrclEngrngAcadSpprtSpecItem	150028-	2	23
ElctrclEngrngFcltySal-SpecItem	150027-	2	23
Enactus	214157-	3	26
Eng, Philosophy & Modern Lang	124303-	2	10
Engineering/CSDifferentialTui	216032-	3	32
English, Phil & Modern Lang	125303-	2	13
Engnrng&CmptrSci-FacltySalries	124701-	2	11
Environmental Ag	150011-	2	22
Environmental Safety Office	140004-	2	20
Equestrian Scholarships	237010-	3	40
Evaluation Team	203009-	3	3
Events Center Operations	206101-	3	11
ECS Differential Tuition - Operatio	210147-	3	17
EOD TRAINING COORDINATOR	202057-	3	2
EPML M&O	210113-	3	14
EVENT SERVICES	202058-	3	2
Faculty Development Leave	213123-	3	22
Faculty Ombuds Officer Account	223019-	3	36
Faculty/Staff Training Expense	215127-	3	30
Festival of Lights	206014-	3	10
Fine Arts And Humanities Contingenc	210153-	3	17
First Year Experience	214113-	3	23
Food Service	306011-	5	6
Food Service Reserve	315145-	5	10
Food Svc - Purchased PP Svc	306013-	5	6
Food Svc - Purchased GA Svc	306012-	5	6
Football	300001-	5	1
Football Scholarships	237002-	3	39
Founders Hall	315195-	5	12
Franklin Chair in Music	420002-	6	3
FrAlrmSgnlng/AnnlInspctn/BRG/B	216047-	3	34
FAH Grad Fees	127017-	2	16
FOOD SERVICE DEFERRED MAINT	342017-	5	13
FOOTBALL STADIUM	342020-	5	13
FYE - Salary	110113-	2	5
G.I.E. Computer Expense	215126-	3	30
General Appropriation	100001-	2	1

Printed on a Xerox 9700 Laser Printing System at the Computing Services Center / Texas A&M University

Form: URGB01 (02/05/85)

Name	Account	Section	Page
General Publications	215121-	3	29
Gold Card Office	111031-	2	6
Goldcard Mnt & Capital Accrual	270001-	4	1
Governmental Relations-Payroll	110031-	2	3
Graduate Application Fee	204041-	3	5
Graduate Dean - Miscellaneous	203005-	3	3
Graduate Designated Tuition	216040-	3	33
Graduate Office Grad Fees - Scholar	127023-	2	17
Graduate Studies	213115-	3	21
Guenther Hall	315003-	5	8
Guest Artist Series	214161-	3	26
GA Cont ASE	210149-	3	17
GA Cont COB	210151-	3	17
GA Cont EDSS	210157-	3	18
GA Cont FAH	210154-	3	18
GA Cont NHS	210159-	3	18
GA Sal Cont	210145-	3	16
GIP Supplement	225066-	3	38
Hall Dues Transfer	315185-	5	11
Harrington String - E	422053-	6	4
Health Integration	424005-	6	5
Herdsmen	214182-	3	27
History and Geography	125304-	2	13
History and Geography	124304-	2	10
Homecoming	214128-	3	24
Honors Program	213122-	3	22
Honors Program	127014-	2	15
HEAF - Appropriation	155999-	2	25
HEAF Appropriation	100002-	2	1
Immunology, Health & Mgmt Res	150014-	2	22
Indirect Cost	225052-	3	38
Indirect Cost - SUB	226028-	3	39
Information & Decision Mgmt	124203-	2	9
Information & Decision Mgmt	125203-	2	13
Information Desk	215124-	3	29
Ins for Dry Land Ag	150003-	2	21
Inst Effectiveness Data & Anal	213107-	3	20
Institutional Memberships	215122-	3	29
Institutional Research	111017-	2	6
Institutional Rsrch	215110-	3	28
Institutional Scholarships	207003-	3	12
Institutional Support	150101-	2	23
Integrated Pest Management	150100-	2	23
Intercollegiate Athl Facil	206007-	3	10
Intercollegt Ath Fee - Control	315125-	5	10
Interest Income	103001-	2	1
International Student Adv	127012-	2	15
International Student Advising	213120-	3	22
International Student Evaluation Fe	224004-	3	36
IA Ticket Office	300033-	5	3
IITL	210100-	3	12

Printed on a Xerox 9700 Laser Printing System at the Computing Services Center / Texas A&M University

Form: URGB01 (02/05/85)

Name	Account	Section	Page
IPM Development Fund	421012-	6	3
IPM Entomology	150109-	2	24
Jarrett Hall	315009-	5	9
John O'Brien Distinguished Chair in	420006-	6	3
Jones Hall	315012-	5	9
JBK Food Service Purchased Svc	306037-	5	7
JBK Student Center	306033-	5	7
JBK Student Center Food Svc	306036-	5	7
Kid's Kollege	304081-	5	5
Killgore Research	150001-	2	21
Lab Fees	101008-	2	1
Late Registration Fee	216011-	3	32
Laundry Revenue - RL	315184-	5	11
Lean Six Sigma - Initiatives	215129-	3	30
Lean Six Sigma -Initiatives	111035-	2	7
Library Operations	130003-	2	19
Life, Earth & Environ Science	124101-	2	8
Life, Earth & Environ Sciences	125101-	2	12
Livestock Judging Team	127016-	2	16
Livestock Judging Team	213118-	3	21
Local UCI Expense	270011-	4	2
Lump Sum Termination Reserve	270057-	4	2
LEAD WT	214175-	3	26
LEES	210103-	3	13
Mail Processing	111001-	2	5
Math	210142-	3	16
Math Lab Support	210148-	3	17
Mathematics	210122-	3	15
Mathematics - Faculty Salaries	124702-	2	12
Mathemetics - Academic Support	125702-	2	15
McNair Scholars 17-22	431003-	6	5
Meat Science Research	150018-	2	23
Media Relations	300014-	5	2
Media Supply	270009-	4	1
Medical Services	314024-	5	7
Men's Basketball	300003-	5	1
Men's Basketball Scholarships	237003-	3	39
Men's CC/Track Scholarships	237008-	3	40
Men's Golf	300021-	5	3
Men's Golf Scholarships	237012-	3	40
Men's Soccer	300007-	5	1
Men's Soccer Scholarships	237014-	3	40
Men's Track&Field/Cross Countr	300041-	5	4
Mgmt, Mktg & General Business	125202-	2	12
Mgmt, Mktg & General Business	124202-	2	9
Miscellaneous Income	100099-	2	1
Miscellaneous Income	305705-	5	6
Museum Director Search	214141-	3	25
Museum M&O	423107-	6	4
Museum Operations	150004-	2	21
Music	124302-	2	10

Printed on a Xerox 9700 Laser Printing System at the Computing Services Center / Texas A&M University

Form: URGB01 (02/05/85)

Name	Account	Section	Page
Music	125302-	2	13
Music Camp	202033-	3	2
Music Copyright Expense	215123-	3	29
Need-Based Scholarship	204021-	3	5
Network Services	270014-	4	2
New Catalog Expense	214189-	3	27
Nursing	210138-	3	16
Nursing	125601-	2	14
Nursing	124601-	2	11
Nursing and Health Sciences Conting	213119-	3	22
Nursing Differential Tuition	216027-	3	32
Nursing Faculty Enhancement	210161-	3	18
NF-ACADEMIC SUPPORT	223997-	3	36
NF-ACADEMIC SUPPORT	112203-	2	8
NF-INSTITUTIONAL SUPPORT	112205-	2	8
NF-INSTITUTIONAL SUPPORT	225997-	3	38
NF-INSTRUCTION	220997-	3	35
NF-INSTRUCTION	112200-	2	7
NF-OPERATION AND MAINTENANCE	112206-	2	8
NF-OPERATIONS AND MAINTENANCE	226997-	3	39
NF-PUBLIC SERVICE	222997-	3	36
NF-PUBLIC SERVICE	112202-	2	7
NF-RESEARCH	112201-	2	7
NF-RESEARCH	221997-	3	35
NF-STUDENT SERVICES	112204-	2	8
Office for Nationally Competitive S	214133-	3	24
Office of Economic Innovation	222011-	3	35
Officer/Director Liability	205028-	3	7
Ogallala 010-Almas - Team AEI	401164-	6	1
Old SUB Rentals	226010-	3	39
Olive Haley Smith	423006-	6	4
Optional Payment Fee	205078-	3	9
Other Local Utilities	226001-	3	38
Panhandle Alt Cert for Ed/PACE	200050-	3	1
Parent's Day	314021-	5	7
Parking Services	206024-	3	11
Part-Time Student Scholarship	203022-	3	3
Paving Lot/Paving	206027-	3	11
Peer Ldrs for First Yr Success	214156-	3	26
Personnel Services	215106-	3	28
Personnel Services	110012-	2	3
Petroleum Wing Maintenance	423049-	6	4
Poli Sci & Criminal Justice	124405-	2	11
Poli Sci/Criminal J	210118-	3	15
Police Dispatch	216046-	3	34
Police Dispatch	141002-	2	20
Post Office	305013-	5	5
Postage	270007-	4	1
Pres Official Functions	225043-	3	38
Pres Salary Supp	225034-	3	37
President's Miscellaneous	225009-	3	37

Printed on a Xerox 9700 Laser Printing System at the Computing Services Center / Texas A&M University

Form: URGB01 (02/05/85)

Name	Account	Section	Page
President's Office	215100-	3	27
President's Office	110002-	2	2
President's Residence Miscellaneous	226026-	3	39
President's Travel	215145-	3	31
Print Shop	270002-	4	1
Provost/VPAA	213109-	3	20
Provost/VPAA	110003-	2	2
Provost/VPAA	127009-	2	15
Provost/VPAA Graduate Fees	127015-	2	16
Provost/VPAA Miscellaneous Exp	225006-	3	37
Psych, Sociology & Social Work	125402-	2	14
Psych,Sociology&SocialWork	124402-	2	10
Purchased GA Services	314900-	5	8
Purchased GA Svcs - RL	315165-	5	11
Purchased Utilities	145001-	2	20
Purchased Utilities	216044-	3	33
Purchasing	215105-	3	27
Purchasing Office	110011-	2	3
PANHANDLE AHEC FY18-STATE	412034-	6	2
PP Purchased Svc	206008-	3	10
PP Services - RL	315166-	5	11
PSCJ	210137-	3	16
PTI/GAT CONTIGENCY COESS	210171-	3	19
PTI/GAT CONTINGENCY CANS	210168-	3	19
PTI/GAT CONTINGENCY CNHS	210172-	3	20
PTI/GAT CONTINGENCY COB	210169-	3	19
PTI/GAT CONTINGENCY ECSM	210173-	3	20
PTI/GAT CONTINGENCY FAH	210170-	3	19
PTI/GAT CONTINGENCY VPAA	210167-	3	19
Rec Sports Fee Control	216007-	3	31
Rec Sports Fee Reserve	206100-	3	11
Recreational Sports	214146-	3	25
Registrar Office	110103-	2	4
Registrar's Office	214002-	3	23
Research Enhancement Control	211002-	3	20
Research Enhancement Control	131001-	2	19
Research Salaries	131008-	2	19
Resident Grad Set Aside	207005-	3	12
Resident UG Set Aside	207004-	3	12
Residential Living	305009-	5	5
Residential Living Common Exp	305901-	5	6
Risk Management	205058-	3	8
Risk Management	110013-	2	3
Rodeo Club (SSF)	214135-	3	24
Rodeo Program	204071-	3	6
Ruminant Nutrition Research	150013-	2	22
REMISSION OF DESIGNATED TUITION	216100-	3	34
RESTR OPERATIONS/MAINT	426999-	6	5
RESTR-OTHER ACTIVITIES	425999-	6	5
RESTR-STUDENT SERVICES	424999-	6	5
RESTRICTED-ACADEMIC SUPPORT	403999-	6	1

Printed on a Xerox 9700 Laser Printing System at the Computing Services Center / Texas A&M University

Form: URGB01 (02/05/85)

Name	Account	Section	Page
RESTRICTED-INSTRUCTION	410999-	6	2
RESTRICTED-PUBLIC SUPPORT	402999-	6	1
RESTRICTED-RESEARCH	401999-	6	1
RESTRICTED-SCH & FELLOWSHIPS	417999-	6	2
RHA Network Support	315027-	5	10
RHA Programming	315026-	5	10
RL All Inclusive Laundry	315164-	5	11
RL Programming	306029-	5	6
RL-FURNITURE & FIXTURE REPLACE	342016-	5	13
Salary Market Adjustments	225017-	3	37
Scholarship Appropriation	100004-	2	1
Scholarship Office	111032-	2	6
Scholarships	150002-	2	21
ScholarshipServices	214114-	3	23
School of ECSM	213117-	3	21
School of ECSM Contingency	213108-	3	20
School of ECSM GA Contingency	210160-	3	18
School ECSM Grad Fees	127021-	2	17
Searches and Recr	225028-	3	37
Set Aside For Future Year	216026-	3	32
Shirley Hall	315010-	5	9
Softball Scholarships	237005-	3	39
Sponsored Research Svcs	203056-	3	4
Sponsored Research Svcs	131003-	2	19
Sports and Exercise Science	124603-	2	11
Sports and Exercise Science	125603-	2	15
Sports Complex Operations	206032-	3	11
Staff Council	205021-	3	7
Staff Council Staff Exc Awards	205033-	3	8
Staff Employee Service Awards	205032-	3	8
Stafford Hall	315006-	5	8
Strategic Relations	216049-	3	34
Strength and Conditioning	300034-	5	4
StrengthxQuest	338502-	5	13
Student Activities	214125-	3	24
Student Affairs Admn	204115-	3	7
Student Affairs Marketing	214124-	3	24
Student Counseling Services	214181-	3	27
Student Ctr Complex Fee Rsrv	216004-	3	31
Student Disability Services	214142-	3	25
Student Employment Services	214127-	3	24
Student Engagement and Leadership	214155-	3	26
Student Evaluation Expense	215138-	3	30
Student Financial Aid	214103-	3	23
Student Financial Aid	110104-	2	4
Student Government	214145-	3	25
Student Service Fee Control	324001-	5	13
Student Services	110109-	2	5
Student Success Center	204069-	3	6
Student Svc Fee Contingency	314027-	5	7
Study Abroad	203072-	3	4

Printed on a Xerox 9700 Laser Printing System at the Computing Services Center / Texas A&M University

Form: URGB01 (02/05/85)

Name	Account	Section	Page
Summer Camp Revenue	315015-	5	9
Summer Orientation	204008-	3	5
Supplemental Instruction	204065-	3	6
SBDC	150112-	2	24
SCC Fee - Control	324002-	5	13
SES	210117-	3	15
SES	210140-	3	16
SIM Central	213131-	3	22
STRATEGIC RELATIONS	110033-	2	4
SUMMER BUDGET	210166-	3	19
Talent Search	432019-	6	6
Teaching Excellence Center	213110-	3	20
Teaching&ResrchLabSaftySalarie	125511-	2	14
Technology Store - Operational	315207-	5	12
Technology Store - Resale	315206-	5	12
Tele Long Distance Svc	270018-	4	2
Telecom Services	270004-	4	1
Testing Services	224002-	3	36
Texas Grants FY 16/17	417026-	6	2
Ticket Sales	315213-	5	12
Title III A - BR2BR	435001-	6	6
Title IX Compliance	215203-	3	31
Training Room Scholarship	237017-	3	41
Travel - Environmental Safety	216202-	3	34
Travel - Library Operations	213126-	3	22
Travel - Sponsored Research Service	211001-	3	20
Travel Contingency VPAA	210101-	3	12
Tuition Assistance Fund Sch	207001-	3	12
Tuition Rebates	111012-	2	6
Tuition Revenue Bonds Debt Ser	145003-	2	21
Tutor Assistance	214176-	3	26
TA/PTI Salaries COESS (Budget)	124408-	2	11
TAMU Debt Service - Athletics	315150-	5	10
TAMUS Assessments	225037-	3	37
TPEG - Resident	203036-	3	4
TRASH DISPOSAL	205083-	3	9
TX College Work Study	150008-	2	21
Unallocated Interest Income	225016-	3	37
Underwriters Laboratories	421127-	6	3
University Farm and Ranch	128001-	2	19
University Police	141001-	2	20
University Police	216045-	3	33
University Services Fee-Reserv	216035-	3	32
University ServicesFee-Control	216034-	3	32
UnvrstyUndrgrdAcdmEnhncmntFee-	200248-	3	1
UPWARD BOUND FY18	432020-	6	6
UPWARD BOUND MATH & SCIENCE	432021-	6	6
URA Operating	221009-	3	35
URA-NULCEAR TECHNOLOGY R&D	401179-	6	1
USF - University Police Department	206026-	3	11
USF-Advising Expendable	203132-	3	4

Printed on a Xerox 9700 Laser Printing System at the Computing Services Center / Texas A&M University

Form: URGB01 (02/05/85)

Name	Account	Section	Page
USF-Bus Operations	205075-	3	9
USF-Comm&Marketing Salaries	205076-	3	9
USF-Computer Services	205070-	3	8
USF-DistanceLearning-ITSupport	200279-	3	1
USF-DistanceLearningAcdmcSuppr	200278-	3	1
USF-Freshman Convocation	204060-	3	6
USF-Gold Card Operations	205069-	3	8
USF-Graduation	204059-	3	6
USF-International Education	216037-	3	32
USF-IT Service Center	205071-	3	8
USF-IT Service Support	225160-	3	38
USF-Library Expendable	216038-	3	33
USF-Network Services	205072-	3	8
USF-Open Access Lab	200280-	3	1
USF-PC Support	205074-	3	9
USF-Remote labs	200282-	3	1
USF-Smart Classroom Support	200281-	3	1
USF-Student Recruitment	204062-	3	6
USF-Technology	200283-	3	1
USF-Telecommunications Srvcs	205068-	3	8
USF-Washington DC Intern	216039-	3	33
USF-Web Services	205073-	3	8
USF-1-800-Telephone Service	204061-	3	6
Veterans Services	204117-	3	7
VeteransServices(StateSalaries	110128-	2	5
Vice President IA	215113-	3	28
Vice President Student Affairs	110102-	2	4
Vice President/BF	215101-	3	27
VP/Fiscal Affairs	110004-	2	2
VP/Institutional Advancement	110010-	2	2
VPAA Designated Tuition Holdin	213200-	3	23
VPAA Faculty Job Searches	220009-	3	34
VPFA Miscellaneous Expense	225005-	3	37
VPSA	215130-	3	30
VPSA Misc Expense	205079-	3	9
VPSA Travel Pool	205042-	3	8
Welcome Week	338506-	5	13
Women's Basketball	300011-	5	1
Women's Basketball Sch	237004-	3	39
Women's CC/Track Scholarships	237011-	3	40
Women's Equestrian Team	300020-	5	2
Women's Golf	300032-	5	3
Women's Golf Scholarships	237013-	3	40
Women's Soccer	300027-	5	3
Women's Soccer Scholarships	237009-	3	40
Women's Softball	300018-	5	2
Women's Track&Field/CrossCount	300044-	5	4
Women's Volleyball	300022-	5	3
Women's Volleyball Sch	237006-	3	39
Writing Lab Support	210155-	3	18
WTAMU Bowling Program	214148-	3	26

Printed on a Xerox 9700 Laser Printing System at the Computing Services Center / Texas A&M University

Form: URGB01 (02/05/85)

Name	Account	Section	Page
WTAMUCmmntyPrtnrshpLearnDisblt	422049-	6	3
45 Hour Rule Tuition	102003-	2	1

Printed on a Xerox 9700 Laser Printing System at the Computing Services Center / Texas A&M University

B. Teaching

1. Teaching Assignments

a. Small Classes

The Texas Higher Education Coordinating Board defines small classes as organized undergraduate classes having fewer than 10 regularly enrolled students and organized graduate classes having fewer than 5 regularly enrolled students. Small classes are subject to cancellation, which may necessitate a reassignment for faculty members involved.

2. Teaching Loads

Faculty members are assigned teaching loads by their respective direct supervisors. A full-time teaching load is 9, 12, or 15 hours depending on the faculty assignment, college, and department. In addition to teaching, scholarly activity/creative work, and professional service (where appropriate), other duties considered as faculty assignments include, but are not limited to, student advisement and various committee assignments. The purpose of this section is to provide guidelines for the assignment of workload for full-time non-tenure track, tenure-track, and tenured faculty.

I. The faculty and administration of West Texas A&M University adhere to the following guidelines to ensure the delivery of the highest quality instructional program possible to students and to promote scholarship and professional service.

II. The deans of the colleges/schools, in collaboration with departmental direct supervisors, are responsible for implementing procedures to ensure adherence to the University workload policy for faculty members. The deans are responsible to the provost, who has overall responsibility for WTAMU's workload policy including academic assignments. Within their areas of responsibility, the deans certify that faculty have been assigned professional duties appropriate to the individual faculty member and which ensure effective management of the academic component.

III. Faculty Teaching Load

All departments should plan to offer classes as large as is suitable for the content area and mode of instruction. Direct supervisors have the responsibility to section courses-including online courses-to ensure manageable class size and to maintain quality instruction.

A. Tenured and Tenure-Track Faculty

The normal teaching load for a full-time tenure-track faculty member is nine (9) or twelve (12) semester credit hours per long semester depending on the department and college. In addition to the normal teaching load, faculty members are responsible for student advising and mentoring; department, college/school, and university curriculum development; and maintaining active involvement in research, scholarly, or creative activity. Faculty members are also responsible for service activities, such as academic program reviews; accreditation studies; shared governance; and faculty service to their profession and to the local community.

B. Non-Tenure Track Faculty

The normal teaching load for a full-time, non-tenure track faculty member (fixed term or temporary full time) is fifteen (15) semester credit hours per long semester, but direct supervisors and deans may make exceptions for good and sufficient reasons. Visiting faculty members should have the same classroom teaching load as tenured and tenure track faculty. Other responsibilities for non-tenure track faculty will be assigned by the dean and direct supervisor as appropriate.

IV. Special Circumstances

A. To facilitate unique instructional experiences that utilize multiple faculty members, departments may, while avoiding additional expense to the University, approve team teaching or shared instruction assignments. For team teaching, full load credit may be given to each of the instructors in those cases where all instructors are present during all class periods/online modules and are actively participating in instruction, In those cases where responsibility for instruction is divided among a number of faculty

members (shared instruction), each instructor shall receive credit for that portion of the load for which the faculty member is responsible.

B. Special requests beyond those outlined may be recommended by the appropriate dean and must be approved by the provost/vice president for academic affairs before being granted (e.g., serving as direct supervisor, coordination of programs, etc.).
C. Faculty members may be credited only for laboratory, practice, or studio sections they personally teach.
D. A faculty member may teach only one specially scheduled course at one time during a semester or term. (Specially scheduled classes are organized classes that have a specific schedule different in at least one respect from regularly scheduled classes.) During any semester or term a faculty member may teach up to an effective teaching load of 24 ACH for as long as three weeks, so long as during the rest of the semester or term the faculty member does not teach an overload. Exceptions must be administratively approved.
E. To facilitate unique instructional experiences that utilize multiple faculty members, departments may, while avoiding additional expense to the University, approve team teaching or shared instruction assignments. For team teaching, full-load credit may be given each of the instructors in those cases where all instructors are present during all class periods and are actively participating in instruction. In those cases where responsibility for instruction is divided among a number of faculty members (shared instruction), each instructor shall receive credit for that portion of the load for which the faculty member is responsible.
F. Opportunities for summer teaching may exist at the discretion of the direct supervisor.
G. Special requests beyond those outlined may be recommended by the appropriate dean and must be approved by the provost/vice president for academic affairs before being granted (e.g., serving as direct supervisor, coordinating multi-section lecture courses, coordination of programs, supervision and training of teaching assistants, etc.).

3. Classroom Conduct

Admission to Class

Students may attend only the classes and sections for which they are enrolled. Prior to the beginning of classes, class rosters for each course are uploaded to WTClass. Each faculty member has the responsibility to examine each set of class rolls carefully and immediately report any errors to the registrar. Failure to do so may result in a student not receiving credit for a particular course. All changes in student schedules must be made through the Office of the Registrar.

At the close of the registration period, the roster in WTClass will indicate the final enrollment in the course. Only students listed on these rolls are officially members of the class. Students not listed on these rolls or not officially auditing the class are not permitted to remain in the class. A student who drops a class or withdraws from school before the twelfth class day of a long semester or the fourth class day of a summer term is removed from final class rolls. When the registration period is over, no student can be added to any class. After the twelfth class day, a student may drop a class or withdraw from school but will remain on the class roll.

Course Syllabi

State law requires that all faculty must post online a syllabus for each of their courses. At WTAMU, the syllabus is posted in WTClass.

Faculty members are responsible for explaining clearly the requirements, regulations and goals of their courses to each class, including discussion of the course syllabus. A course syllabus that clearly specifies the goals and requirements of each course, student learning objectives, the nature of the course content and the methods of evaluation to be employed must be posted to WTClass regardless of delivery mode and be made available to students. The template for WTClass includes scholastic dishonesty statement, evacuation statement, and chemical and equipment safety statement. The syllabus for general education (core curriculum) courses must clearly identify the exemplary educational objectives for the component area. A course syllabus may include a course description, goals, texts and reading list,



HEALTH SCIENCE CENTER

TEXAS A&M UNIVERSITY

Board Approved Operating Budgets

Fiscal Year Ending August 31, 2019

Table of Contents

Section	Title
1	Statement of Changes in Fund Balance
2	Functional and General Funds
3	Designated Funds
4	Designated Service Departments
5	Auxiliary Enterprises
6	Restricted Funds
7	Plant Funds
8	Transfers by Account
9	Allocations by Account
10	Index by Account Number
11	Index by Account Name
Appendix	Faculty Academic Workload Policy

Form: URGB01 (02/05/85)
Printed on a Xerox 9700 Laser Printing System at the Computing Services Center / Texas A&M University

Table of Contents

Section	Title

****
* *
* BLANK PAGE *
* *
****

Form: URGB01 (02/05/85)
Printed on a Xerox 9700 Laser Printing System at the Computing Services Center / Texas A&M University

Description	Current Funds: Functional and General	Current Funds: Designated	Current Funds: Auxiliary Enterprises	Current Funds: Restricted	Plant Funds	Total
Revenues						
State Approp - General Revenue	144,025,170					144,025,170
State Approp - Benefits Pd by St	20,279,033					20,279,033
Tuition - State	17,871,721					17,871,721
Tuition - Designated		9,890,000				9,890,000
Discounts and Allowances-Tuition	1,322,289-	686,372-				2,008,661-
Fees	70,000	11,951,416	1,050,577			13,071,993
Discounts and Allowances-Fees	5,140-	892,952-	83,407-			981,499-
Exemptions	315,676	502,575	22,035			840,286
Contracts and Grants	750,000	4,094,130		46,839,903		51,684,033
Student Financial Assistance				539,000		539,000
Gifts		120,000		3,414,175		3,534,175
Sales and Services	11,392,856	39,556,040	1,592,900			52,541,796
Investment Income	1,210,000	5,918,375		241,273		7,369,648
Other Operating Income		10,945	15,000	349,000		374,945
Total Revenue	194,587,027	70,464,157	2,597,105	51,383,351		319,031,640
Expenses						
Salaries - Faculty	54,791,576	10,475,312		6,656,351		71,923,239
Salaries - Non-Faculty	50,707,508	14,956,902	243,973	10,328,004		76,236,387
Wages	918,540	1,788,129	8,500	514,832		3,230,001
Benefits	26,360,913	6,533,160	74,139	4,482,471		37,450,683
Utilities	4,855,671	2,487,086				7,342,757
Scholarships	784,676	3,817,810	22,035	1,875,406		6,499,927
Scholarship Discounts	98,563-	1,844,422-		1,047,415-		2,990,400-
Operations and Maintenance	34,482,838	62,091,705	2,248,458	25,262,117		124,085,118
Equipment (Capitalized)	544,361	8,889,795		2,150,000		11,584,156
Total Expense(Less Service Depts)	173,347,520	109,195,477	2,597,105	50,221,766		335,361,868
Net Service Departments						
Total Expense	173,347,520	109,195,477	2,597,105	50,221,766		335,361,868
Transfers						
Retirement of Indebtedness	18,732,157-	2,080,499-				20,812,656-
Other Transfers	2,448,650-	70,330,235		1,161,585-		66,720,000
Total Transfers	21,180,807-	68,249,736		1,161,585-		45,907,344
Net Change in Fund Balance	58,700	29,518,416				29,577,116

Form: URGB01 (02/05/85)
Printed on a Xerox 9700 Laser Printing System at the Computing Services Center / Texas A&M University

Form: URGB01 (02/05/85)

Description	Current Funds: Functional and General	Current Funds: Designated	Current Funds: Auxiliary Enterprises	Current Funds: Restricted	Plant Funds	Total

****
* *
* BLANK PAGE *
* *
****

Printed on a Xerox 9700 Laser Printing System at the Computing Services Center / Texas A&M University

Form: URGB01 (02/05/85)

Account	Description	Beginning Balance	Revenues	Net Allocations	Expenditures	Increase (Decrease)	Ending Balance
100000-00000	HSC APPROPRIATIONS						
	Revenue						
	State Approp - Gene		144,025,170				
	Account Total	0	144,025,170	144,025,170-	0	0	0
100001-00000	BENEFITS PAID BY THE STATE						
	Revenue						
	State Approp - Bene		10,803,822				
	Account Total	0	10,803,822	10,803,822-	0	0	0
100002-00000	DUE FROM ERS - HSC						
	Revenue						
	State Approp - Bene		8,129,511				
	Account Total	0	8,129,511	8,129,511-	0	0	0
101000-00000	MED-RES-STATE MIN TUITION						
	Revenue						
	Tuition - State		9,509,221				
	Account Total	0	9,509,221	9,509,221-	0	0	0
101010-00000	MED-TUITION & WAIVERS						
	Revenue						
	Discounts and Allow		1,322,289-				
	Discounts and Allow		5,140-				
	Exemptions		315,676				
	Account Total	0	1,011,753-	1,011,753	0	0	0
101110-00000	MED-RES TUITION (BAT)						
	Revenue						
	Tuition - State		7,862,500				
	Account Total	0	7,862,500	7,862,500-	0	0	0
101999-00000	AFR/BUDGET - TUITION						
	Revenue						
	State Approp - Bene		1,345,700				
	Tuition - State		500,000				
	Fees		70,000				
	Contracts and Grant		750,000				
	Sales and Services		4,168,000				
	Investment Income		550,000-				
	Account Total	0	6,283,700	0	0	6,283,700	6,283,700
105010-00000	CLINIC-DENTAL HYGIENE						
	Revenue						
	Sales and Services		87,000				
	Account Total	0	87,000	87,000-	0	0	0

Printed on a Xerox 9700 Laser Printing System at the Computing Services Center / Texas A&M University

Form: URGB01 (02/05/85)

Account	Description	Beginning Balance	Revenues	Net Allocations	Expenditures	Increase (Decrease)	Ending Balance
105020-00000	CLINIC-DIAGNOSTIC SCIENCES						
	Revenue						
	Sales and Services		600,000				
	Account Total	0	600,000	600,000-	0	0	0
105030-00000	CLINIC-ENDODONTICS						
	Revenue						
	Sales and Services		45,000				
	Account Total	0	45,000	45,000-	0	0	0
105040-00000	CLINIC-ENDODONTICS-GRADUATE						
	Revenue						
	Sales and Services		425,000				
	Account Total	0	425,000	425,000-	0	0	0
105050-00000	CLINIC-GENERAL DENTISTRY						
	Revenue						
	Sales and Services		1,650,000				
	Account Total	0	1,650,000	1,650,000-	0	0	0
105060-00000	CLINIC-GENERAL DENTISTRY-GRADUATE						
	Revenue						
	Sales and Services		610,000				
	Account Total	0	610,000	610,000-	0	0	0
105070-00000	CLINIC-GRADUATE IMPLANT TRAINING						
	Revenue						
	Sales and Services		90,000				
	Account Total	0	90,000	90,000-	0	0	0
105080-00000	CLINIC-OPERATIVE						
	Revenue						
	Sales and Services		225,000				
	Account Total	0	225,000	225,000-	0	0	0
105090-00000	CLINIC-ORAL SURGERY						
	Revenue						
	Sales and Services		220,000				
	Account Total	0	220,000	220,000-	0	0	0
105100-00000	CLINIC-ORAL SURGERY-GRADUATE						
	Revenue						
	Sales and Services		550,000				
	Account Total	0	550,000	550,000-	0	0	0
105110-00000	CLINIC-ORTHODONTICS-GRADUATE						
	Revenue						
	Sales and Services		630,000				
	Account Total	0	630,000	630,000-	0	0	0

Printed on a Xerox 9700 Laser Printing System at the Computing Services Center / Texas A&M University

Form: URGB01 (02/05/85)

Account	Description	Beginning Balance	Revenues	Net Allocations	Expenditures	Increase (Decrease)	Ending Balance
105130-00000	CLINIC-PEDIATRIC DENTISTRY						
	Revenue						
	Sales and Services		20,000				
	Account Total	0	20,000	20,000-	0	0	0
105140-00000	CLINIC-PEDIATRIC DENTISTRY-GRADUATE						
	Revenue						
	Sales and Services		190,000				
	Account Total	0	190,000	190,000-	0	0	0
105150-00000	CLINIC-PERIODONTICS						
	Revenue						
	Sales and Services		105,000				
	Account Total	0	105,000	105,000-	0	0	0
105160-00000	CLINIC-PERIODONTICS-GRADUATE						
	Revenue						
	Sales and Services		380,000				
	Account Total	0	380,000	380,000-	0	0	0
105170-00000	CLINIC-PROSTHODONTICS-FIXED						
	Revenue						
	Sales and Services		190,000				
	Account Total	0	190,000	190,000-	0	0	0
105180-00000	CLINIC-PROSTHODONTICS-GRADUATE						
	Revenue						
	Sales and Services		290,000				
	Account Total	0	290,000	290,000-	0	0	0
105190-00000	CLINIC-PROSTHODONTICS-REMOV						
	Revenue						
	Sales and Services		300,000				
	Account Total	0	300,000	300,000-	0	0	0
105200-00000	CLINIC-STOMATOLOGY						
	Revenue						
	Sales and Services		38,000				
	Account Total	0	38,000	38,000-	0	0	0
105210-00000	CLINIC-REGISTRATION						
	Revenue						
	Sales and Services		120,000				
	Account Total	0	120,000	120,000-	0	0	0
105230-00000	CLINIC INCOME-GENERAL						
	Revenue						
	Sales and Services		459,856				
	Account Total	0	459,856	459,856-	0	0	0

Printed on a Xerox 9700 Laser Printing System at the Computing Services Center / Texas A&M University

Form: URGB01 (02/05/85)

Account	Description	Beginning Balance	Revenues	Net Allocations	Expenditures	Increase (Decrease)	Ending Balance
107010-00000	INVESTMENT EARNINGS - FD 0289						
	Revenue						
	Investment Income		60,000				
	Account Total	0	60,000	60,000-	0	0	0
107011-00000	INTEREST INCOME						
	Revenue						
	Investment Income		1,700,000				
	Account Total	0	1,700,000	1,700,000-	0	0	0
116100-00000	AFR/BUDGET ONLY - FUNCTION 10						
	Expense						
	Salaries - Faculty				915,000		
	Salaries - Non-Faculty				1,022,000-		
	Wages				73,000		
	Benefits				626,000-		
	Utilities				2,400,000		
	Scholarships				319,000		
	Scholarship Discounts				10,000		
	Operations and Maintenance				2,567,557-		
	Equipment (Capitalized)				200,000-		
	Account Total	6,923,557-	0	0	698,557-	698,557	6,225,000-
119800-00000	SALARY SAVINGS-ACADEMIC SUPPORT						
	Account Total	577,348	0	577,348-	0	577,348-	0
120001-00000	TAMU - LIBRARY CONTRACT						
	Expense						
	Operations and Maintenance				1,637,000		
	Account Total	0	0	1,637,000	1,637,000	0	0
120002-00000	TAMU - RESEARCH SERVICES CONTRACT						
	Expense						
	Salaries - Non-Faculty				1,013,609		
	Operations and Maintenance				139,953		
	Account Total	0	0	1,153,562	1,153,562	0	0
120003-00000	TAMU - BUSINESS SERVICES CONTRACT						
	Expense						
	Salaries - Non-Faculty				340,922		
	Operations and Maintenance				17,200		
	Account Total	0	0	358,122	358,122	0	0
120004-00000	TAMU - SHARED SERVICES CONTRACT						
	Expense						
	Salaries - Non-Faculty				648,052		
	Operations and Maintenance				44,721		
	Account Total	0	0	692,773	692,773	0	0

Printed on a Xerox 9700 Laser Printing System at the Computing Services Center / Texas A&M University

Form: URGB01 (02/05/85)

Account	Description	Beginning Balance	Revenues	Net Allocations	Expenditures	Increase (Decrease)	Ending Balance
120010-00000	LIBRARY						
	Expense						
	Salaries - Non-Faculty				290,543		
	Account Total	0	0	290,543	290,543	0	0
121400-00000	SPH - DIFFERENTIAL TUITION (BAT)						
	Expense						
	Salaries - Faculty				114,472		
	Salaries - Non-Faculty				25,000		
	Benefits				280		
	Account Total	58,502	0	368,750	139,752	228,998	287,500
121400-26240	PHEO DIFFERENTIAL TUITION						
	Expense						
	Salaries - Faculty				62,000		
	Benefits				400		
	Account Total	0	0	0	62,400	62,400-	62,400-
121400-26260	PHPM -DIFFERENTIAL TUITION						
	Expense						
	Salaries - Faculty				120,000		
	Benefits				800		
	Account Total	0	0	0	120,800	120,800-	120,800-
121400-26270	HPCHS - DIFFERENTIAL TUITION						
	Expense						
	Salaries - Faculty				104,000		
	Benefits				300		
	Account Total	0	0	0	104,300	104,300-	104,300-
121500-00000	COP - DIFFERENTIAL TUITION (BAT)						
	Expense						
	Salaries - Faculty				92,500		
	Salaries - Non-Faculty				157,500		
	Wages				44		
	Benefits				3,311		
	Operations and Maintenance				700,069		
	Equipment (Capitalized)				11,653		
	Account Total	0	0	1,687,500	965,077	722,423	722,423
121500-03500	COP - DIFFERENTIAL TUITION (BAT)						
	Expense						
	Operations and Maintenance				161,703		
	Equipment (Capitalized)				50,000		
	Account Total	0	0	0	211,703	211,703-	211,703-

Printed on a Xerox 9700 Laser Printing System at the Computing Services Center / Texas A&M University

Form: URGB01 (02/05/85)

Account	Description	Beginning Balance	Revenues	Net Allocations	Expenditures	Increase (Decrease)	Ending Balance
121500-03540	COP - DIFFERENTIAL TUITION (BAT)						
	Expense						
	Salaries - Non-Faculty				20,000		
	Benefits				200		
	Operations and Maintenance				15,000		
	Account Total	0	0	0	35,200	35,200-	35,200-
121500-35502	LU START-UP FUNDS, COP						
	Expense						
	Salaries - Non-Faculty				2,833		
	Account Total	0	0	0	2,833	2,833-	2,833-
121500-35504	CHOUDHURY START-UP FUNDS						
	Expense						
	Salaries - Non-Faculty				133,460		
	Account Total	0	0	0	133,460	133,460-	133,460-
121500-35550	HAMOUDA START-UP FUNDS						
	Expense						
	Salaries - Non-Faculty				3,667		
	Account Total	0	0	0	3,667	3,667-	3,667-
121500-35551	ZHU START-UP FUNDS						
	Expense						
	Salaries - Non-Faculty				33,000		
	Account Total	0	0	0	33,000	33,000-	33,000-
121500-35553	PALAKURTHI ADDITIONAL FUNDS FY14						
	Expense						
	Salaries - Non-Faculty				70,000		
	Account Total	0	0	0	70,000	70,000-	70,000-
121500-35554	BUSTAMANTE START-UP FUNDS						
	Expense						
	Operations and Maintenance				6,000		
	Account Total	0	0	0	6,000	6,000-	6,000-
121500-35555	KIM START-UP FUNDS						
	Expense						
	Salaries - Non-Faculty				24,000		
	Benefits				66		
	Operations and Maintenance				27,125		
	Account Total	0	0	0	51,191	51,191-	51,191-
121500-35557	ZHONG START-UP FUNDS						
	Expense						
	Wages				50,000		
	Operations and Maintenance				3,137		
	Account Total	0	0	0	53,137	53,137-	53,137-

Printed on a Xerox 9700 Laser Printing System at the Computing Services Center / Texas A&M University

Form: URGB01 (02/05/85)

Account	Description	Beginning Balance	Revenues	Net Allocations	Expenditures	Increase (Decrease)	Ending Balance
121500-35561	RAHMAN START-UP FUNDS						
	Expense						
	Operations and Maintenance				25,000		
	Equipment (Capitalized)				42,128		
	Account Total	0	0	0	67,128	67,128-	67,128-
121500-35562	ELMAGEED START-UP FUNDS						
	Expense						
	Salaries - Non-Faculty				5,000		
	Benefits				104		
	Operations and Maintenance				25,000		
	Account Total	0	0	0	30,104	30,104-	30,104-
121500-35563	HERNANDEZ START-UP FUNDS						
	Expense						
	Operations and Maintenance				25,000		
	Account Total	0	0	0	25,000	25,000-	25,000-
121600-00000	COD - DIFFERENTIAL TUITION (BAT)						
	Expense						
	Salaries - Faculty				600,000		
	Salaries - Non-Faculty				150,000		
	Operations and Maintenance				156,229		
	Account Total	211,350	0	694,879	906,229	211,350-	0
121610-00000	DIFF TUITION-MEDIA						
	Expense						
	Salaries - Non-Faculty				50,687		
	Account Total	0	0	50,687	50,687	0	0
121630-00000	DIFF TUITION-RESTORATIVE DEPT						
	Expense						
	Salaries - Faculty				493,548		
	Account Total	0	0	554,898	493,548	61,350	61,350
121630-46593	CS-ZHAO-HSC #465931-00001						
	Expense						
	Salaries - Faculty				61,350		
	Account Total	0	0	0	61,350	61,350-	61,350-
121635-00000	DIFF TUITION-RESTORATIVE CLINIC						
	Expense						
	Salaries - Non-Faculty				68,445		
	Account Total	0	0	68,445	68,445	0	0
121637-00000	START UP FUNDS ZHAO						
	Expense						
	Salaries - Non-Faculty				35,821		
	Account Total	0	0	35,821	35,821	0	0

Printed on a Xerox 9700 Laser Printing System at the Computing Services Center / Texas A&M University

Form: URGB01 (02/05/85)

Account	Description	Beginning Balance	Revenues	Net Allocations	Expenditures	Increase (Decrease)	Ending Balance
121640-00000	DIFF TUITION-GENERAL DENT DEPT						
	Expense						
	Salaries - Faculty				172,324		
	Account Total	0	0	172,324	172,324	0	0
121645-00000	DIFF TUITION-GENERAL DENT CLINIC						
	Expense						
	Salaries - Non-Faculty				89,806		
	Account Total	0	0	89,806	89,806	0	0
121655-00000	DIFF-TUIT-PUBLIC HEALTH						
	Expense						
	Salaries - Faculty				199,234		
	Account Total	0	0	199,234	199,234	0	0
121660-00000	DIFF-TUITION-GRAD IMPLANT						
	Expense						
	Salaries - Faculty				27,680		
	Account Total	0	0	27,680	27,680	0	0
121665-00000	DIFF-TUITION-GRAD IMPLANT CLINIC						
	Expense						
	Salaries - Non-Faculty				42,888		
	Operations and Maintenance				13,379		
	Account Total	0	0	56,267	56,267	0	0
121670-00000	DIFF-TUITION-OMS						
	Expense						
	Salaries - Faculty				126,393		
	Account Total	0	0	126,393	126,393	0	0
121675-00000	DIFF-TUITION-OMR OPS						
	Expense						
	Operations and Maintenance				10,000		
	Account Total	0	0	10,000	10,000	0	0
121680-00000	DIFF-TUITION-ORTHODONTICS						
	Expense						
	Salaries - Faculty				82,316		
	Account Total	0	0	82,316	82,316	0	0
121685-00000	DIFF-TUITION-ENDODONTICS						
	Expense						
	Salaries - Faculty				150,000		
	Account Total	0	0	150,000	150,000	0	0

Printed on a Xerox 9700 Laser Printing System at the Computing Services Center / Texas A&M University

Form: URGB01 (02/05/85)

Account	Description	Beginning Balance	Revenues	Net Allocations	Expenditures	Increase (Decrease)	Ending Balance
121700-00000	CON - DIFFERENTIAL TUITION (BAT)						
	Expense						
	Operations and Maintenance				87,500		
	Account Total	0	0	87,500	87,500	0	0
122100-00000	SCHOLARSHIP-WAIVERS & EXEMPTIONS						
	Expense						
	Scholarships				315,676		
	Scholarship Discounts				108,563-		
	Account Total	0	0	207,113	207,113	0	0
123000-00000	NEUROSCIENCE & EXPERIMENTAL THERAPE						
	Expense						
	Salaries - Faculty				1,982,057		
	Salaries - Non-Faculty				432,001		
	Account Total	0	0	0	2,414,058	2,414,058-	2,414,058-
123000-10000	WOMEN'S HEALTH IN NEUROSCIENCE						
	Expense						
	Salaries - Faculty				10,462		
	Account Total	0	0	0	10,462	10,462-	10,462-
123000-20015	SOHRABJI PPG						
	Expense						
	Salaries - Faculty				2,945		
	Account Total	0	0	0	2,945	2,945-	2,945-
123000-62675	CS REDDY TAMSRS 462675						
	Expense						
	Salaries - Faculty				10,192		
	Account Total	0	0	0	10,192	10,192-	10,192-
123000-66051	CS - MIRANDA 23-466051						
	Expense						
	Salaries - Faculty				1,130		
	Account Total	0	0	0	1,130	1,130-	1,130-
123000-66141	CS - MIRANDA - TAMSRS 466141						
	Expense						
	Salaries - Faculty				226		
	Account Total	0	0	0	226	226-	226-
123000-66881	CS - REDDY TAMSRS 466881						
	Expense						
	Salaries - Faculty				1,719		
	Account Total	0	0	0	1,719	1,719-	1,719-

Printed on a Xerox 9700 Laser Printing System at the Computing Services Center / Texas A&M University

Form: URGB01 (02/05/85)

Account	Description	Beginning Balance	Revenues	Net Allocations	Expenditures	Increase (Decrease)	Ending Balance
123000-68201	CS - SOHRABJI TAMSRS 468201						
	Expense						
	Salaries - Faculty				1,396		
	Account Total	0	0	0	1,396	1,396-	1,396-
123000-68291	CS REDDY TAMSRS 468291						
	Expense						
	Salaries - Faculty				1,901		
	Account Total	0	0	0	1,901	1,901-	1,901-
123001-80000	START UP - SMITH						
	Expense						
	Salaries - Non-Faculty				47,476		
	Account Total	0	0	0	47,476	47,476-	47,476-
123001-90000	START UP - SRINIVASAN						
	Expense						
	Salaries - Non-Faculty				64,956		
	Account Total	0	0	0	64,956	64,956-	64,956-
123002-00004	REVERSION FUND - GRIFFITH						
	Expense						
	Salaries - Non-Faculty				25,462		
	Account Total	0	0	0	25,462	25,462-	25,462-
123002-00011	SALARY REVERSION - REDDY						
	Expense						
	Salaries - Non-Faculty				2,657		
	Account Total	0	0	0	2,657	2,657-	2,657-
123002-12000	SALARY REVERSION - SHAPIRO						
	Expense						
	Salaries - Non-Faculty				41,393		
	Account Total	0	0	0	41,393	41,393-	41,393-
123002-29226	REVERSION FUND-SOHRABJI						
	Expense						
	Salaries - Faculty				3,830		
	Account Total	0	0	0	3,830	3,830-	3,830-
123025-00000	MOLECULAR & CELLULAR MEDICINE						
	Expense						
	Salaries - Faculty				2,064,374		
	Salaries - Non-Faculty				403,124		
	Account Total	0	0	0	2,467,498	2,467,498-	2,467,498-

Printed on a Xerox 9700 Laser Printing System at the Computing Services Center / Texas A&M University

Form: URGB01 (02/05/85)

Account	Description	Beginning Balance	Revenues	Net Allocations	Expenditures	Increase (Decrease)	Ending Balance
123025-60602	CS-AMREIN-SRS#460602						
	Expense						
	Salaries - Non-Faculty				39,379		
	Account Total	0	0	0	39,379	39,379-	39,379-
123025-61187	CS-PROCKOP-SRS 461187						
	Expense						
	Salaries - Faculty				60,960		
	Account Total	0	0	0	60,960	60,960-	60,960-
123025-63661	CS-THREADGILL-SRS#463661						
	Expense						
	Salaries - Faculty				30,078		
	Account Total	0	0	0	30,078	30,078-	30,078-
123025-64571	CS-OBER-SRS #464571						
	Expense						
	Salaries - Faculty				12,200		
	Account Total	0	0	0	12,200	12,200-	12,200-
123025-64774	CS-OBER-SRS#464774						
	Expense						
	Salaries - Faculty				9,061		
	Account Total	0	0	0	9,061	9,061-	9,061-
123025-64883	CS-JI-SRS#464883						
	Expense						
	Salaries - Faculty				46,027		
	Account Total	0	0	0	46,027	46,027-	46,027-
123025-64904	CS-WARD-SRS#464904						
	Expense						
	Salaries - Faculty				35,274		
	Account Total	0	0	0	35,274	35,274-	35,274-
123025-65742	CS-OBER-SRS#65742						
	Expense						
	Salaries - Faculty				1,812		
	Account Total	0	0	0	1,812	1,812-	1,812-
123025-66492	CS-SITCHERAN-SRS466492						
	Expense						
	Salaries - Faculty				5,921		
	Account Total	0	0	0	5,921	5,921-	5,921-
123025-66592	CS- GREGORY-SRS 466592						
	Expense						
	Salaries - Faculty				8,533		
	Account Total	0	0	0	8,533	8,533-	8,533-

Printed on a Xerox 9700 Laser Printing System at the Computing Services Center / Texas A&M University

Form: URGB01 (02/05/85)

Account	Description	Beginning Balance	Revenues	Net Allocations	Expenditures	Increase (Decrease)	Ending Balance
123025-66831	CS-FUCHS YOUNG-SRS#466831						
	Expense						
	Salaries - Faculty				10,704		
	Account Total	0	0	0	10,704	10,704-	10,704-
123025-66871	CS-SHETTY-SRS 466871						
	Expense						
	Salaries - Faculty				14,847		
	Account Total	0	0	0	14,847	14,847-	14,847-
123025-67401	CS-THREADGILL-SRS#467401						
	Expense						
	Salaries - Faculty				24,063		
	Account Total	0	0	0	24,063	24,063-	24,063-
123027-00000	WARD START-UP						
	Expense						
	Salaries - Non-Faculty				259,632		
	Account Total	0	0	0	259,632	259,632-	259,632-
123028-00000	KARPAC START UP FUNDS						
	Expense						
	Salaries - Non-Faculty				47,476		
	Account Total	0	0	0	47,476	47,476-	47,476-
123034-00000	AMREIN - SALARY SAVINGS						
	Expense						
	Salaries - Non-Faculty				45,650		
	Account Total	0	0	0	45,650	45,650-	45,650-
123035-00000	SITCHERAN - SALARY SAVINGS						
	Expense						
	Salaries - Non-Faculty				9,800		
	Account Total	0	0	0	9,800	9,800-	9,800-
123038-00000	OBER START-UP						
	Expense						
	Salaries - Non-Faculty				102,183		
	Account Total	0	0	0	102,183	102,183-	102,183-
123070-00000	HUMANITIES IN MEDICINE						
	Expense						
	Salaries - Faculty				764,353		
	Salaries - Non-Faculty				102,481		
	Account Total	0	0	0	866,834	866,834-	866,834-

Printed on a Xerox 9700 Laser Printing System at the Computing Services Center / Texas A&M University

Form: URGB01 (02/05/85)

Account	Description	Beginning Balance	Revenues	Net Allocations	Expenditures	Increase (Decrease)	Ending Balance
123075-00000	MICROBIAL PATHOGENESIS & IMMUNOLOGY						
	Expense						
	Salaries - Faculty				1,946,442		
	Salaries - Non-Faculty				346,837		
	Account Total	0	0	0	2,293,279	2,293,279-	2,293,279-
123075-63281	CS-CIRILLO-HSC#463281						
	Expense						
	Salaries - Faculty				619		
	Account Total	0	0	0	619	619-	619-
123075-64961	CS-SKARE-HSC#464961						
	Expense						
	Salaries - Faculty				673		
	Account Total	0	0	0	673	673-	673-
123075-65742	CS-WARD-HSC#465742						
	Expense						
	Salaries - Faculty				24,401		
	Account Total	0	0	0	24,401	24,401-	24,401-
123075-66001	CS-SKARE-HSC#466001						
	Expense						
	Salaries - Faculty				365		
	Account Total	0	0	0	365	365-	365-
123075-66111	CS-LEIBOWITZ-HSC#466111						
	Expense						
	Salaries - Faculty				3,766		
	Account Total	0	0	0	3,766	3,766-	3,766-
123075-66261	CS-DEFIGUEIREDO-HSC#466261						
	Expense						
	Salaries - Non-Faculty				5,200		
	Account Total	0	0	0	5,200	5,200-	5,200-
123075-66741	CS-CANNON-HSC#466741						
	Expense						
	Salaries - Faculty				12,801		
	Account Total	0	0	0	12,801	12,801-	12,801-
123075-67451	CS-SKARE-HSC#467451						
	Expense						
	Salaries - Faculty				269		
	Account Total	0	0	0	269	269-	269-

Printed on a Xerox 9700 Laser Printing System at the Computing Services Center / Texas A&M University

Form: URGB01 (02/05/85)

Account	Description	Beginning Balance	Revenues	Net Allocations	Expenditures	Increase (Decrease)	Ending Balance
123076-00000	KOBAYASHI START-UP - STATE						
	Expense						
	Salaries - Non-Faculty				19,817		
	Account Total	0	0	0	19,817	19,817-	19,817-
123081-00000	SKARE - RELEASE SALARY						
	Expense						
	Salaries - Non-Faculty				3,957		
	Account Total	0	0	0	3,957	3,957-	3,957-
123088-00000	HYDE - RELEASE SALARY						
	Expense						
	Salaries - Non-Faculty				35,613		
	Account Total	0	0	0	35,613	35,613-	35,613-
123090-00000	WATSON START-UP - STATE						
	Expense						
	Salaries - Non-Faculty				71,484		
	Account Total	0	0	0	71,484	71,484-	71,484-
123091-00000	START UP - HYDE						
	Expense						
	Salaries - Non-Faculty				50,871		
	Account Total	0	0	0	50,871	50,871-	50,871-
123092-00000	START UP - WEST						
	Expense						
	Salaries - Non-Faculty				10,472		
	Account Total	0	0	0	10,472	10,472-	10,472-
123094-00000	START UP - CANNON						
	Expense						
	Salaries - Non-Faculty				48,216		
	Account Total	0	0	0	48,216	48,216-	48,216-
123150-00000	MEDICAL PHYSIOLOGY						
	Expense						
	Salaries - Faculty				2,614,242		
	Salaries - Non-Faculty				555,515		
	Account Total	0	0	0	3,169,757	3,169,757-	3,169,757-
123150-00001	MPHY GRADUATE STUDENT SCHOLARSHIPS						
	Expense						
	Salaries - Non-Faculty				36,871		
	Account Total	0	0	0	36,871	36,871-	36,871-

Printed on a Xerox 9700 Laser Printing System at the Computing Services Center / Texas A&M University

Form: URGB01 (02/05/85)

Account	Description	Beginning Balance	Revenues	Net Allocations	Expenditures	Increase (Decrease)	Ending Balance
123150-46393	ZAWIEJA - SRS ACCOUNT 463933						
	Expense						
	Salaries - Faculty				5,399		
	Account Total	0	0	0	5,399	5,399-	5,399-
123150-46685	CS-ROSAS, PAOLA SRS PROJECT 466851						
	Expense						
	Salaries - Non-Faculty				11,761		
	Account Total	0	0	0	11,761	11,761-	11,761-
123150-68211	CS-T0NG TO SRS 23-468211-00001						
	Expense						
	Salaries - Faculty				102,980		
	Account Total	0	0	0	102,980	102,980-	102,980-
123175-00001	CTM - FAMILY MEDICINE						
	Expense						
	Salaries - Faculty				817,972		
	Salaries - Non-Faculty				35,141		
	Account Total	0	0	0	853,113	853,113-	853,113-
123175-00002	CTM - CENTRAL EXPENSES						
	Expense						
	Salaries - Faculty				48,457		
	Account Total	0	0	0	48,457	48,457-	48,457-
123175-00003	CTM - BEHAVIORAL HEALTH						
	Expense						
	Salaries - Faculty				41,574		
	Account Total	0	0	0	41,574	41,574-	41,574-
123175-00012	CTM - INTERNAL MEDICINE						
	Expense						
	Salaries - Faculty				161,900		
	Account Total	0	0	0	161,900	161,900-	161,900-
123175-99999	CTM SALARIES (NON-TAMP)						
	Expense						
	Salaries - Faculty				391,344		
	Account Total	0	0	0	391,344	391,344-	391,344-
123177-10000	ALPINI - SALARY SAVINGS						
	Expense						
	Salaries - Faculty				59,726		
	Salaries - Non-Faculty				60,345		
	Account Total	0	0	0	120,071	120,071-	120,071-

Printed on a Xerox 9700 Laser Printing System at the Computing Services Center / Texas A&M University

Form: URGB01 (02/05/85)

Account	Description	Beginning Balance	Revenues	Net Allocations	Expenditures	Increase (Decrease)	Ending Balance
123177-20000	FRANCIS SALARY SAVINGS						
	Expense						
	Salaries - Faculty				34,775		
	Salaries - Non-Faculty				46,000		
	Account Total	0	0	0	80,775	80,775-	80,775-
123177-30000	DEMORROW SALARY SAVINGS						
	Expense						
	Salaries - Faculty				53,529		
	Salaries - Non-Faculty				68,730		
	Account Total	0	0	0	122,259	122,259-	122,259-
123177-40000	GLASER SALARY SAVINGS						
	Expense						
	Salaries - Faculty				18,603		
	Salaries - Non-Faculty				15,973		
	Account Total	0	0	0	34,576	34,576-	34,576-
123177-64891	CS - ALPINI 23-464891						
	Expense						
	Salaries - Faculty				5,173		
	Account Total	0	0	0	5,173	5,173-	5,173-
123177-67371	CS - ALPINI TAMRF - 467371						
	Expense						
	Salaries - Faculty				9,319		
	Account Total	0	0	0	9,319	9,319-	9,319-
123177-67861	CS - ALPINI TAMRF 467861						
	Expense						
	Salaries - Faculty				18,863		
	Account Total	0	0	0	18,863	18,863-	18,863-
123215-00000	START-UP JIM SONG						
	Expense						
	Salaries - Non-Faculty				139,000		
	Account Total	0	0	0	139,000	139,000-	139,000-
124030-00000	DEPT OF BIOMEDICAL SCIENCE						
	Expense						
	Salaries - Faculty				2,406,638		
	Salaries - Non-Faculty				313,349		
	Operations and Maintenance				13,609		
	Account Total	0	0	2,777,886	2,733,596	44,290	44,290
124030-46399	CS-TAO -HSC#463991-00001						
	Expense						
	Salaries - Faculty				19,257		
	Account Total	0	0	0	19,257	19,257-	19,257-

Printed on a Xerox 9700 Laser Printing System at the Computing Services Center / Texas A&M University

Form: URGB01 (02/05/85)

Account	Description	Beginning Balance	Revenues	Net Allocations	Expenditures	Increase (Decrease)	Ending Balance
124030-64751	CS-GROPPE-SRS#464751-00001						
	Expense						
	Salaries - Faculty				9,045		
	Account Total	0	0	0	9,045	9,045-	9,045-
124030-66291	CS-FENG- #466291-00001						
	Expense						
	Salaries - Faculty				15,988		
	Account Total	0	0	0	15,988	15,988-	15,988-
124050-00000	DEPT OF DENTAL HYGIENE						
	Expense						
	Salaries - Faculty				644,582		
	Salaries - Non-Faculty				49,841		
	Operations and Maintenance				7,654		
	Account Total	0	0	702,077	702,077	0	0
124060-00000	DEPT OF DIAGNOSTIC SCIENCE						
	Expense						
	Salaries - Faculty				1,520,487		
	Salaries - Non-Faculty				98,390		
	Operations and Maintenance				10,000		
	Account Total	0	0	1,628,877	1,628,877	0	0
124070-00000	DEPT OF GENERAL DENTISTRY						
	Expense						
	Salaries - Faculty				1,138,133		
	Salaries - Non-Faculty				101,367		
	Operations and Maintenance				8,150		
	Account Total	0	0	1,247,650	1,247,650	0	0
124080-00000	DEPT OF ORAL SURGERY						
	Expense						
	Salaries - Faculty				1,092,930		
	Salaries - Non-Faculty				166,278		
	Account Total	0	0	1,259,208	1,259,208	0	0
124100-00000	DEPT OF ORTHODONTICS						
	Expense						
	Salaries - Faculty				907,513		
	Salaries - Non-Faculty				59,313		
	Operations and Maintenance				11,100		
	Account Total	0	0	977,926	977,926	0	0
124110-00000	DEPT OF PEDIATRIC DENTISTRY						
	Expense						
	Salaries - Faculty				828,558		
	Salaries - Non-Faculty				96,477		
	Account Total	0	0	925,035	925,035	0	0

Printed on a Xerox 9700 Laser Printing System at the Computing Services Center / Texas A&M University

Form: URGB01 (02/05/85)

Account	Description	Beginning Balance	Revenues	Net Allocations	Expenditures	Increase (Decrease)	Ending Balance
124120-00000	DEPT OF PERIODONTICS						
	Expense						
	Salaries - Faculty				1,608,264		
	Salaries - Non-Faculty				111,348		
	Operations and Maintenance				8,383		
	Account Total	0	0	1,727,995	1,727,995	0	0
124130-00000	DEPT OF PUBLIC HEALTH SCIENCE						
	Expense						
	Salaries - Faculty				708,928		
	Salaries - Non-Faculty				333,138		
	Operations and Maintenance				6,250		
	Account Total	0	0	1,051,590	1,048,316	3,274	3,274
124130-46128	CS-LACY-HSC#461282-00001						
	Expense						
	Salaries - Faculty				3,274		
	Account Total	0	0	0	3,274	3,274-	3,274-
124140-00000	DEPT OF RESTORATIVE SCIENCE						
	Expense						
	Salaries - Faculty				3,331,656		
	Salaries - Non-Faculty				65,312		
	Account Total	0	0	3,396,968	3,396,968	0	0
124150-00000	DEPT OF ENDODONTICS						
	Expense						
	Salaries - Faculty				522,462		
	Salaries - Non-Faculty				47,586		
	Operations and Maintenance				17,181		
	Account Total	0	0	587,229	587,229	0	0
124160-00000	INSTRUCTIONAL - GRAD PROSTH						
	Expense						
	Operations and Maintenance				19,000		
	Account Total	0	0	19,000	19,000	0	0
124170-00000	DEAN'S DIRECT REPORTS - INSTRUCTION						
	Expense						
	Salaries - Faculty				1,990,483		
	Salaries - Non-Faculty				496,146		
	Account Total	0	0	2,518,458	2,486,629	31,829	31,829
124170-46752	CS-DIEKWISCH-RF#465721-00001						
	Expense						
	Salaries - Faculty				8,254		
	Account Total	0	0	0	8,254	8,254-	8,254-

Printed on a Xerox 9700 Laser Printing System at the Computing Services Center / Texas A&M University

Form: URGB01 (02/05/85)

Account	Description	Beginning Balance	Revenues	Net Allocations	Expenditures	Increase (Decrease)	Ending Balance
124170-50047	CS-JONES-99 # 500476-8						
	Expense						
	Salaries - Faculty				1,581		
	Account Total	0	0	0	1,581	1,581-	1,581-
124170-65063	CS-JONES-SRS#465063						
	Expense						
	Salaries - Faculty				21,994		
	Account Total	0	0	0	21,994	21,994-	21,994-
125400-00000	RESEARCH AND GRADUATE STUDIES-COM						
	Expense						
	Salaries - Faculty				5,202		
	Salaries - Non-Faculty				180,184		
	Account Total	0	0	0	185,386	185,386-	185,386-
126200-00000	SCHOOL OF PUBLIC HEALTH						
	Expense						
	Salaries - Faculty				51,000		
	Salaries - Non-Faculty				800,000		
	Wages				1,500		
	Benefits				8,000		
	Operations and Maintenance				1,000		
	Account Total	1,751,341	0	88,077-	861,500	949,577-	801,764
126200-12000	SRPH PUBLIC HEALTH PRACTICE						
	Expense						
	Salaries - Faculty				85,000		
	Salaries - Non-Faculty				37,000		
	Benefits				500		
	Account Total	0	0	0	122,500	122,500-	122,500-
126200-22000	SALARY, OFFICE OF RESEARCH						
	Expense						
	Salaries - Faculty				58,000		
	Salaries - Non-Faculty				220,000		
	Benefits				2,500		
	Account Total	0	0	0	280,500	280,500-	280,500-
126200-26230	SPH-SOUTHTX I/O & SMALL CLASS						
	Expense						
	Salaries - Faculty				140,000		
	Salaries - Non-Faculty				75,000		
	Benefits				500		
	Account Total	0	0	0	215,500	215,500-	215,500-

Printed on a Xerox 9700 Laser Printing System at the Computing Services Center / Texas A&M University

Form: URGB01 (02/05/85)

Account	Description	Beginning Balance	Revenues	Net Allocations	Expenditures	Increase (Decrease)	Ending Balance
126200-42000	SPH - KASH HM SALARY REIMBURSEMENT						
	Expense						
	Salaries - Faculty				48,000		
	Benefits				50		
	Account Total	0	0	0	48,050	48,050-	48,050-
126200-42001	SPH - KASH HM STUDENT SAL REIMBURSE						
	Expense						
	Salaries - Non-Faculty				2,000		
	Account Total	0	0	0	2,000	2,000-	2,000-
126200-67010	COMMUNICATIONS SRPH						
	Expense						
	Salaries - Non-Faculty				129,964		
	Wages				2,000		
	Benefits				1,250		
	Account Total	0	0	0	133,214	133,214-	133,214-
126220-00000	SPH-UNDERGRADUATE PROGRAMS						
	Expense						
	Salaries - Faculty				15,000		
	Salaries - Non-Faculty				225,000		
	Wages				15,000		
	Benefits				2,750		
	Account Total	0	0	275,083	257,750	17,333	17,333
126220-26230	SOUTH TEXAS-MCALLEN						
	Expense						
	Salaries - Non-Faculty				17,083		
	Benefits				250		
	Account Total	0	0	0	17,333	17,333-	17,333-
126230-00000	TAMHSC MCALLEN CAMPUS						
	Expense						
	Salaries - Non-Faculty				424,733		
	Benefits				2,000		
	Operations and Maintenance				136,150		
	Account Total	0	0	562,883	562,883	0	0
126240-00000	ENVIRONMENTAL AND OCCUPATIONAL HLTH						
	Expense						
	Salaries - Faculty				955,000		
	Salaries - Non-Faculty				63,500		
	Benefits				5,500		
	Account Total	0	0	1,056,705	1,024,000	32,705	32,705

Printed on a Xerox 9700 Laser Printing System at the Computing Services Center / Texas A&M University

Form: URGB01 (02/05/85)

Account	Description	Beginning Balance	Revenues	Net Allocations	Expenditures	Increase (Decrease)	Ending Balance
126240-26230	SPH-SOUTH TX I/O & SMALL CLASS						
	Expense						
	Salaries - Faculty				18,700		
	Benefits				5		
	Account Total	0	0	0	18,705	18,705-	18,705-
126240-50121	CS - 450121 / N.JOHNSON						
	Expense						
	Salaries - Faculty				9,000		
	Account Total	0	0	0	9,000	9,000-	9,000-
126240-61265	CS-SRPH NIOSH BENDEN 461265						
	Expense						
	Salaries - Faculty				5,000		
	Account Total	0	0	0	5,000	5,000-	5,000-
126250-00000	EPIDEMIOLOGY & BIOSTATISTICS						
	Expense						
	Salaries - Faculty				1,450,000		
	Salaries - Non-Faculty				58,000		
	Benefits				5,000		
	Account Total	0	0	1,632,096	1,513,000	119,096	119,096
126250-26230	SPH-SOUTH TX I/O & SMALL CLASS						
	Expense						
	Salaries - Faculty				88,788		
	Account Total	0	0	0	88,788	88,788-	88,788-
126250-64036	NCI-NRSA-NUTRITION, BIOSTAT CS						
	Expense						
	Salaries - Faculty				6,199		
	Account Total	0	0	0	6,199	6,199-	6,199-
126250-64723	CS-HRSA YR 3 / TAYLOR 23-464723						
	Expense						
	Salaries - Faculty				6,133		
	Account Total	0	0	0	6,133	6,133-	6,133-
126250-67041	CS 467041 NIH CAREER T. GARCIA						
	Expense						
	Salaries - Faculty				17,976		
	Account Total	0	0	0	17,976	17,976-	17,976-
126260-00000	HEALTH POLICY AND MANAGEMENT						
	Expense						
	Salaries - Faculty				1,658,000		
	Salaries - Non-Faculty				160,000		
	Benefits				5,000		
	Account Total	0	0	1,846,200	1,823,000	23,200	23,200

Printed on a Xerox 9700 Laser Printing System at the Computing Services Center / Texas A&M University

Form: URGB01 (02/05/85)

Account	Description	Beginning Balance	Revenues	Net Allocations	Expenditures	Increase (Decrease)	Ending Balance
126260-26266	GRADUATE ASSISTANT TRACKING PHPM						
	Expense						
	Salaries - Non-Faculty				2,500		
	Account Total	0	0	0	2,500	2,500-	2,500-
126260-60051	TECHNOLOGY DIRECTED ADVANCE-OHSFELD						
	Expense						
	Salaries - Faculty				1,500		
	Account Total	0	0	0	1,500	1,500-	1,500-
126260-64582	CS 464582 BOLIN CRPIT COLON CANCER						
	Expense						
	Salaries - Faculty				1,500		
	Account Total	0	0	0	1,500	1,500-	1,500-
126260-65781	CS 465781 CHW TRAINING BOLIN CPRIT						
	Expense						
	Salaries - Faculty				1,700		
	Account Total	0	0	0	1,700	1,700-	1,700-
126260-66601	CS HRSA 466601 - BOLIN						
	Expense						
	Salaries - Faculty				14,000		
	Account Total	0	0	0	14,000	14,000-	14,000-
126260-68131	CPRIT BCC CONT/EXP Y1- BOLIN						
	Expense						
	Salaries - Faculty				2,000		
	Account Total	0	0	0	2,000	2,000-	2,000-
126270-00000	HLTH PROMOTION & COMMUNITY HLTH SCI						
	Expense						
	Salaries - Faculty				1,200,000		
	Salaries - Non-Faculty				66,000		
	Wages				1,250		
	Benefits				5,000		
	Account Total	0	0	1,390,700	1,272,250	118,450	118,450
126270-26230	SPH-SOUTH TX I/O & SMALL CLASS						
	Expense						
	Salaries - Faculty				45,000		
	Benefits				200		
	Account Total	0	0	0	45,200	45,200-	45,200-

Printed on a Xerox 9700 Laser Printing System at the Computing Services Center / Texas A&M University

Form: URGB01 (02/05/85)

Account	Description	Beginning Balance	Revenues	Net Allocations	Expenditures	Increase (Decrease)	Ending Balance
126270-58010	POPULATION HEALTH & AGING - ORY						
	Expense						
	Salaries - Faculty				10,000		
	Salaries - Non-Faculty				55,000		
	Wages				5,000		
	Benefits				750		
	Account Total	0	0	0	70,750	70,750-	70,750-
126270-62401	CS-BVAAA EVIDENCE BASED, ORY 462401						
	Expense						
	Salaries - Faculty				2,500		
	Account Total	0	0	0	2,500	2,500-	2,500-
127100-00000	PHARMACY - INSTRUCTION						
	Expense						
	Salaries - Faculty				4,471,806		
	Salaries - Non-Faculty				312,084		
	Benefits				35,422		
	Account Total	0	0	4,911,264	4,819,312	91,952	91,952
127100-03500	OFFICE OF THE DEAN						
	Expense						
	Operations and Maintenance				33		
	Account Total	0	0	0	33	33-	33-
127100-03510	STUDENT AFFAIRS						
	Expense						
	Operations and Maintenance				44		
	Account Total	0	0	0	44	44-	44-
127100-03520	ACADEMIC AFFAIRS						
	Expense						
	Operations and Maintenance				6,055		
	Account Total	0	0	0	6,055	6,055-	6,055-
127100-03530	FINANCE AND ADMINISTRATION						
	Expense						
	Operations and Maintenance				1,605		
	Account Total	0	0	0	1,605	1,605-	1,605-
127100-03540	PHARMACEUTICAL SCIENCE						
	Expense						
	Operations and Maintenance				15,428		
	Equipment (Capitalized)				7,490		
	Account Total	0	0	0	22,918	22,918-	22,918-

Printed on a Xerox 9700 Laser Printing System at the Computing Services Center / Texas A&M University

Form: URGB01 (02/05/85)

Account	Description	Beginning Balance	Revenues	Net Allocations	Expenditures	Increase (Decrease)	Ending Balance
127100-03560	PHARMACEUTICAL RESEARCH FACILITY						
	Expense						
	Operations and Maintenance				61		
	Account Total	0	0	0	61	61-	61-
127100-13500	OFFICE OF THE DEAN						
	Expense						
	Operations and Maintenance				2,056		
	Account Total	0	0	0	2,056	2,056-	2,056-
127100-28017	PRF-PHARMACEUTICAL RESEARCH FACILIT						
	Expense						
	Operations and Maintenance				26,818		
	Equipment (Capitalized)				32,362		
	Account Total	0	0	0	59,180	59,180-	59,180-
127500-00000	NURSING-INSTRUCTION						
	Expense						
	Salaries - Faculty				2,161,871		
	Salaries - Non-Faculty				465,204		
	Benefits				26,271		
	Account Total	879,818	0	1,780,882	2,653,346	872,464-	7,354
127500-67011	THECB GRANT - COST SHARE						
	Expense						
	Salaries - Non-Faculty				7,354		
	Account Total	0	0	0	7,354	7,354-	7,354-
127501-00000	GRADUATE NURSING						
	Expense						
	Salaries - Faculty				690,664		
	Salaries - Non-Faculty				44,520		
	Benefits				7,352		
	Account Total	0	0	742,536	742,536	0	0
127502-00000	RN-BSN INSTRUCTION						
	Expense						
	Salaries - Faculty				254,443		
	Salaries - Non-Faculty				46,000		
	Benefits				3,004		
	Account Total	0	0	303,447	303,447	0	0
127600-00000	CLINICAL LEARNING RESOURCE CENTER						
	Expense						
	Salaries - Non-Faculty				814,817		
	Benefits				9,400		
	Operations and Maintenance				21,533		
	Account Total	0	0	845,750	845,750	0	0

Printed on a Xerox 9700 Laser Printing System at the Computing Services Center / Texas A&M University

Form: URGB01 (02/05/85)

Account	Description	Beginning Balance	Revenues	Net Allocations	Expenditures	Increase (Decrease)	Ending Balance
128000-00000	INSTRUCTIONAL ADMINISTRATION						
	Expense						
	Salaries - Faculty				366,721		
	Salaries - Non-Faculty				81,616		
	Account Total	0	0	0	448,337	448,337-	448,337-
128002-00000	ASSOCIATE DEAN FOR TEMPLE - S&W						
	Expense						
	Salaries - Faculty				294,263		
	Salaries - Non-Faculty				159,071		
	Account Total	0	0	0	453,334	453,334-	453,334-
128003-00000	FINANCE AND ADMINISTRATION - COM						
	Expense						
	Salaries - Non-Faculty				764,459		
	Account Total	0	0	0	764,459	764,459-	764,459-
128004-00000	ACADEMIC AFFAIRS - COM						
	Expense						
	Salaries - Faculty				465,633		
	Salaries - Non-Faculty				687,143		
	Account Total	0	0	0	1,152,776	1,152,776-	1,152,776-
128010-00000	ADMINISTRATIVE STIPENDS - COM						
	Expense						
	Salaries - Faculty				634,697		
	Salaries - Non-Faculty				90,526		
	Account Total	0	0	0	725,223	725,223-	725,223-
128011-00000	BRYAN COLLEGE STATION CAMPUS ADMIN						
	Expense						
	Salaries - Non-Faculty				124,983		
	Account Total	0	0	0	124,983	124,983-	124,983-
128011-00001	BCS EDUCATION PRE CLERKSHIP						
	Expense						
	Salaries - Non-Faculty				181,200		
	Account Total	0	0	0	181,200	181,200-	181,200-
128013-00000	FACULTY AFFAIRS - COM						
	Expense						
	Salaries - Non-Faculty				124,467		
	Account Total	0	0	0	124,467	124,467-	124,467-
128016-00000	TEX VET SUPPORT FROM PRESIDENT						
	Expense						
	Salaries - Non-Faculty				152,132		
	Account Total	12,135	0	139,997	152,132	12,135-	0

Printed on a Xerox 9700 Laser Printing System at the Computing Services Center / Texas A&M University

Form: URGB01 (02/05/85)

Account	Description	Beginning Balance	Revenues	Net Allocations	Expenditures	Increase (Decrease)	Ending Balance
128018-00000	OME-FACULTY DEVELOPMENT AND IPE						
	Expense						
	Salaries - Faculty				40,363		
	Salaries - Non-Faculty				192,106		
	Account Total	0	0	0	232,469	232,469-	232,469-
128050-00000	OFFICE OF ACADEMIC TECHNOLOGY						
	Expense						
	Salaries - Faculty				72,764		
	Salaries - Non-Faculty				179,103		
	Account Total	0	0	0	251,867	251,867-	251,867-
128100-00000	ACADEMIC AFFAIRS						
	Expense						
	Salaries - Faculty				122,500		
	Salaries - Non-Faculty				277,916		
	Account Total	0	0	423,892	400,416	23,476	23,476
128100-61285	CS-LACY-HSC#461285						
	Expense						
	Salaries - Faculty				23,476		
	Account Total	0	0	0	23,476	23,476-	23,476-
128105-00000	INSTRUCTIONAL SUPPORT						
	Expense						
	Operations and Maintenance				80,160		
	Account Total	0	0	80,160	80,160	0	0
128110-00000	OFFICE OF THE DEAN						
	Expense						
	Salaries - Non-Faculty				491,623		
	Account Total	0	0	491,623	491,623	0	0
128115-00000	RGS OPERATING						
	Expense						
	Salaries - Non-Faculty				204,764		
	Account Total	0	0	204,764	204,764	0	0
128130-00000	BAYLOR BIOPSIES						
	Expense						
	Operations and Maintenance				2,000		
	Account Total	0	0	2,000	2,000	0	0
128155-00000	PUBLIC HEALTH-INCENTIVE MERIT PROG						
	Expense						
	Salaries - Non-Faculty				68,257		
	Account Total	0	0	68,257	68,257	0	0

Printed on a Xerox 9700 Laser Printing System at the Computing Services Center / Texas A&M University

Form: URGB01 (02/05/85)

Account	Description	Beginning Balance	Revenues	Net Allocations	Expenditures	Increase (Decrease)	Ending Balance
128165-00000	STUDENT DEVELOPMENT-INCENTIVE MERIT						
	Expense						
	Salaries - Faculty				45,588		
	Salaries - Non-Faculty				38,744		
	Account Total	84,332	0	23,312	84,332	61,020-	23,312
128165-61286	CS-LACY-HSC#61286						
	Expense						
	Salaries - Non-Faculty				23,312		
	Account Total	0	0	0	23,312	23,312-	23,312-
128170-00000	BIOMEDICAL-INCENTIVE MERIT PROGRAM						
	Expense						
	Salaries - Non-Faculty				204,034		
	Account Total	204,034	0	0	204,034	204,034-	0
128185-00000	HCOP MATCHING FUNDS						
	Expense						
	Salaries - Non-Faculty				40,060		
	Account Total	40,060	0	0	40,060	40,060-	0
128194-00000	START UP FUNDS OUYANG						
	Expense						
	Salaries - Non-Faculty				35,607		
	Account Total	35,607	0	0	35,607	35,607-	0
128305-00000	SPH-OFFICE OF SPECIAL PROJECTS						
	Expense						
	Salaries - Faculty				8,000		
	Salaries - Non-Faculty				52,000		
	Account Total	0	0	60,000	60,000	0	0
128400-00000	PHARMACY-ACADEMIC SUPPORT						
	Expense						
	Salaries - Faculty				229,569		
	Salaries - Non-Faculty				2,025,124		
	Benefits				17,578		
	Account Total	0	0	2,309,781	2,272,271	37,510	37,510
128400-03500	OFFICE OF THE DEAN						
	Expense						
	Operations and Maintenance				19,153		
	Account Total	0	0	0	19,153	19,153-	19,153-
128400-03510	STUDENT AFFAIRS						
	Expense						
	Operations and Maintenance				1,015		
	Account Total	0	0	0	1,015	1,015-	1,015-

Printed on a Xerox 9700 Laser Printing System at the Computing Services Center / Texas A&M University

Form: URGB01 (02/05/85)

Account	Description	Beginning Balance	Revenues	Net Allocations	Expenditures	Increase (Decrease)	Ending Balance
128400-03520	ACADEMIC AFFAIRS						
	Expense						
	Operations and Maintenance				5,700		
	Account Total	0	0	0	5,700	5,700-	5,700-
128400-03530	FINANCE AND ADMINISTRATION						
	Expense						
	Operations and Maintenance				6,917		
	Account Total	0	0	0	6,917	6,917-	6,917-
128400-03540	PHARMACEUTICAL SCIENCE						
	Expense						
	Operations and Maintenance				3,583		
	Account Total	0	0	0	3,583	3,583-	3,583-
128400-13500	OFFICE OF THE DEAN						
	Expense						
	Operations and Maintenance				1,142		
	Account Total	0	0	0	1,142	1,142-	1,142-
128500-00000	NURSING-ACADEMIC SUPPORT						
	Expense						
	Salaries - Non-Faculty				998,329		
	Benefits				9,983		
	Account Total	0	0	1,008,312	1,008,312	0	0
130025-00000	OFFICE OF COM RESEARCH						
	Expense						
	Salaries - Non-Faculty				301,630		
	Account Total	0	0	0	301,630	301,630-	301,630-
130027-00000	WEHNER-WELCH CHAIR						
	Expense						
	Salaries - Faculty				135,171		
	Salaries - Non-Faculty				41,200		
	Account Total	0	0	0	176,371	176,371-	176,371-
130027-62012	CS-BANKAITIS-SRS#462012						
	Expense						
	Salaries - Faculty				20,843		
	Account Total	0	0	0	20,843	20,843-	20,843-
130027-64781	COST SHARE-BANKAITIS SRS #464781						
	Expense						
	Salaries - Faculty				20,843		
	Account Total	0	0	0	20,843	20,843-	20,843-

Printed on a Xerox 9700 Laser Printing System at the Computing Services Center / Texas A&M University

Form: URGB01 (02/05/85)

Account	Description	Beginning Balance	Revenues	Net Allocations	Expenditures	Increase (Decrease)	Ending Balance
130029-00000	SALARY SAVINGS DR. VYTAS BANKAITIS						
	Expense						
	Salaries - Faculty				50,025		
	Account Total	0	0	0	50,025	50,025-	50,025-
130050-00000	INSTITUTE OF OCULAR PHARMACOLOGY						
	Expense						
	Salaries - Faculty				61,335		
	Salaries - Non-Faculty				16,250		
	Account Total	0	0	0	77,585	77,585-	77,585-
130062-00000	RESEARCH & ACADEMIC SUPPORT						
	Expense						
	Salaries - Faculty				2,296		
	Account Total	0	0	35,107,307	2,296	35,105,011	35,105,011
130062-00020	ENGINEERING MEDICINE						
	Expense						
	Salaries - Faculty				87,818		
	Account Total	0	0	0	87,818	87,818-	87,818-
130062-91001	BUDGET E&G - INSTRUCTION						
	Expense						
	Salaries - Faculty				309,345-		
	Salaries - Non-Faculty				5,000,000		
	Wages				476,896		
	Benefits				445,335		
	Scholarships				150,000		
	Operations and Maintenance				20,872,449		
	Equipment (Capitalized)				500,000		
	Account Total	2,115,113	0	0	27,135,335	27,135,335-	25,020,222-
130066-05000	DOSTAL - SALARY SAVINGS						
	Expense						
	Salaries - Non-Faculty				31,320		
	Account Total	0	0	0	31,320	31,320-	31,320-
130067-00000	WOMEN'S HEALTH IN NEUROSCIENCE						
	Expense						
	Salaries - Non-Faculty				32,212		
	Account Total	0	0	0	32,212	32,212-	32,212-
130069-00000	DIVERSITY INITIATIVE - COM						
	Expense						
	Salaries - Non-Faculty				207,904		
	Account Total	0	0	0	207,904	207,904-	207,904-

Printed on a Xerox 9700 Laser Printing System at the Computing Services Center / Texas A&M University

Form: URGB01 (02/05/85)

Account	Description	Beginning Balance	Revenues	Net Allocations	Expenditures	Increase (Decrease)	Ending Balance
130069-66691	CS-KRAFT 466691 AGGIE DOC INIT						
	Expense						
	Salaries - Non-Faculty				52,959		
	Account Total	0	0	0	52,959	52,959-	52,959-
130072-00000	BIOMEDICAL INFORMATICS-COM						
	Expense						
	Salaries - Faculty				762,524		
	Salaries - Non-Faculty				96,729		
	Account Total	0	0	0	859,253	859,253-	859,253-
130072-00001	START UP - WANG						
	Expense						
	Salaries - Faculty				47,741		
	Salaries - Non-Faculty				25,012		
	Account Total	0	0	0	72,753	72,753-	72,753-
130072-00003	START UP - IYENGAR						
	Expense						
	Salaries - Faculty				126,000		
	Salaries - Non-Faculty				38,480		
	Account Total	0	0	0	164,480	164,480-	164,480-
130072-00005	START UP - FLORES ARRANGO						
	Expense						
	Salaries - Faculty				170,000		
	Account Total	0	0	0	170,000	170,000-	170,000-
130072-00006	DASHWOOD - BIOINFORMATICS PROGRAM						
	Expense						
	Salaries - Non-Faculty				66,950		
	Account Total	0	0	0	66,950	66,950-	66,950-
130076-00000	SHETTY LAB						
	Expense						
	Salaries - Non-Faculty				5,833		
	Account Total	0	0	0	5,833	5,833-	5,833-
130077-00000	GREGORY LAB						
	Expense						
	Salaries - Non-Faculty				8,000		
	Account Total	0	0	0	8,000	8,000-	8,000-
130078-00000	LIU LAB						
	Expense						
	Salaries - Non-Faculty				2,374		
	Account Total	0	0	0	2,374	2,374-	2,374-

Printed on a Xerox 9700 Laser Printing System at the Computing Services Center / Texas A&M University

Form: URGB01 (02/05/85)

Account	Description	Beginning Balance	Revenues	Net Allocations	Expenditures	Increase (Decrease)	Ending Balance
132002-00000	IBT						
	Expense						
	Salaries - Faculty				1,512,200		
	Salaries - Non-Faculty				876,125		
	Account Total	0	0	0	2,388,325	2,388,325-	2,388,325-
132002-11000	IBT - CTHT INITIATIVE						
	Expense						
	Salaries - Faculty				27,486		
	Salaries - Non-Faculty				8,351		
	Account Total	0	0	0	35,837	35,837-	35,837-
132002-18000	GRAD PROGRAM-SALARIES/STIPENDS						
	Expense						
	Salaries - Faculty				38,465		
	Salaries - Non-Faculty				50,265		
	Account Total	0	0	0	88,730	88,730-	88,730-
132002-19001	TEMP SALARY SUPPORT FEN WANG						
	Expense						
	Salaries - Faculty				37,278		
	Account Total	0	0	0	37,278	37,278-	37,278-
132002-28049	PAR STATE SWAP						
	Expense						
	Salaries - Non-Faculty				313,557		
	Account Total	0	0	0	313,557	313,557-	313,557-
132002-33333	IBT - FACULTY STIPENDS						
	Expense						
	Salaries - Faculty				50,027		
	Account Total	0	0	0	50,027	50,027-	50,027-
132002-46367	CS-MAGNUS HOOK-OSRS 463671						
	Expense						
	Salaries - Faculty				18,513		
	Account Total	0	0	0	18,513	18,513-	18,513-
132002-46377	CS-YUBIN ZHOU-OSRS 463771						
	Expense						
	Salaries - Faculty				27,000		
	Account Total	0	0	0	27,000	27,000-	27,000-
132002-46437	CS-HUANG-SRS 464371						
	Expense						
	Salaries - Faculty				62,132		
	Account Total	0	0	0	62,132	62,132-	62,132-

Printed on a Xerox 9700 Laser Printing System at the Computing Services Center / Texas A&M University

Form: URGB01 (02/05/85)

Account	Description	Beginning Balance	Revenues	Net Allocations	Expenditures	Increase (Decrease)	Ending Balance
132002-63201	CS-D ZHANG-SRS 463201						
	Expense						
	Salaries - Faculty				28,785		
	Account Total	0	0	0	28,785	28,785-	28,785-
132002-64603	CS DAVIES SRS 464603						
	Expense						
	Salaries - Faculty				21,590		
	Account Total	0	0	0	21,590	21,590-	21,590-
132002-65013	CS - DAVIES SRS 465013						
	Expense						
	Salaries - Faculty				70,233		
	Account Total	0	0	0	70,233	70,233-	70,233-
132002-65014	CS - DAVIES 465014						
	Expense						
	Salaries - Faculty				5,853		
	Account Total	0	0	0	5,853	5,853-	5,853-
132002-65093	CS-DAVIES 465093						
	Expense						
	Salaries - Faculty				10,776		
	Account Total	0	0	0	10,776	10,776-	10,776-
132002-65981	CS-Y HUANG-SRS 465981						
	Expense						
	Salaries - Faculty				31,066		
	Account Total	0	0	0	31,066	31,066-	31,066-
132002-66311	CS-YUBIN ZHOU SRS 466311						
	Expense						
	Salaries - Faculty				13,500		
	Account Total	0	0	0	13,500	13,500-	13,500-
132002-67121	CS-YUBIN ZHOU SRS 467121						
	Expense						
	Salaries - Faculty				27,000		
	Account Total	0	0	0	27,000	27,000-	27,000-
132002-67131	CS-DAVIES SRS 467131						
	Expense						
	Salaries - Faculty				17,249		
	Account Total	0	0	0	17,249	17,249-	17,249-
132002-67331	CS-DAVIES 467331						
	Expense						
	Salaries - Faculty				10,776		
	Account Total	0	0	0	10,776	10,776-	10,776-

Printed on a Xerox 9700 Laser Printing System at the Computing Services Center / Texas A&M University

Form: URGB01 (02/05/85)

Account	Description	Beginning Balance	Revenues	Net Allocations	Expenditures	Increase (Decrease)	Ending Balance
132002-67661	CS DASHWOOD SRS#467661						
	Expense						
	Salaries - Faculty				8,660		
	Account Total	0	0	0	8,660	8,660-	8,660-
134034-00004	KOBAYASHI-CST*R						
	Expense						
	Salaries - Non-Faculty				19,817		
	Account Total	0	0	0	19,817	19,817-	19,817-
134034-00005	CHEN, Z. - CSTR PILOT FY16						
	Expense						
	Salaries - Non-Faculty				16,250		
	Account Total	0	0	0	16,250	16,250-	16,250-
134034-22017	CST*R - PRESCIENT - LEIBOWITZ						
	Expense						
	Salaries - Non-Faculty				42,840		
	Account Total	0	0	0	42,840	42,840-	42,840-
134034-32017	CST*R - PRESCIENT - DEFIGUEIREDO						
	Expense						
	Salaries - Non-Faculty				16,250		
	Account Total	0	0	0	16,250	16,250-	16,250-
136810	THECB-GME PLANNING GRANT FY17-18						
	Expense						
	Salaries - Non-Faculty				24,638		
	Account Total	0	0	0	24,638	24,638-	24,638-
140010-00000	CLINICAL AFFAIRS						
	Expense						
	Salaries - Faculty				22,047		
	Salaries - Non-Faculty				658,887		
	Account Total	0	0	680,934	680,934	0	0
140030-00000	CLINIC-DIAGNOSTIC SCIENCE						
	Expense						
	Salaries - Non-Faculty				202,873		
	Operations and Maintenance				36,542		
	Account Total	0	0	239,415	239,415	0	0
140040-00000	CLINIC-GENERAL DENTISTRY						
	Expense						
	Salaries - Non-Faculty				333,429		
	Account Total	0	0	333,429	333,429	0	0

Printed on a Xerox 9700 Laser Printing System at the Computing Services Center / Texas A&M University

Form: URGB01 (02/05/85)

Account	Description	Beginning Balance	Revenues	Net Allocations	Expenditures	Increase (Decrease)	Ending Balance
140045-00000	CLINIC-AEGD						
	Expense						
	Salaries - Non-Faculty				242,866		
	Operations and Maintenance				20,000		
	Account Total	0	0	262,866	262,866	0	0
140050-00000	CLINIC-ORAL SURGERY						
	Expense						
	Salaries - Non-Faculty				225,080		
	Operations and Maintenance				6,000		
	Account Total	0	0	231,080	231,080	0	0
140060-00000	CLINIC-ORTHODONTICS						
	Expense						
	Salaries - Non-Faculty				351,525		
	Account Total	0	0	351,525	351,525	0	0
140070-00000	CLINIC-PEDIATRIC DENTISTRY						
	Expense						
	Salaries - Non-Faculty				158,572		
	Operations and Maintenance				27,769		
	Account Total	0	0	186,341	186,341	0	0
140080-00000	CLINIC-PERIODONTICS						
	Expense						
	Salaries - Non-Faculty				292,430		
	Account Total	0	0	292,430	292,430	0	0
140100-00000	CLINIC-3RD FLOOR DISPENSARY						
	Expense						
	Salaries - Non-Faculty				575,324		
	Account Total	0	0	575,324	575,324	0	0
140110-00000	CLINIC-ENDODONTICS						
	Expense						
	Salaries - Non-Faculty				158,230		
	Operations and Maintenance				70,581		
	Account Total	0	0	228,811	228,811	0	0
140120-00000	CLINIC-GRADUATE PROSTHODONTICS						
	Expense						
	Operations and Maintenance				56,000		
	Account Total	0	0	56,000	56,000	0	0
140140-00000	CLINIC-RESTORATIVE SCIENCE						
	Expense						
	Salaries - Non-Faculty				900,584		
	Account Total	0	0	900,584	900,584	0	0

Printed on a Xerox 9700 Laser Printing System at the Computing Services Center / Texas A&M University

Form: URGB01 (02/05/85)

Account	Description	Beginning Balance	Revenues	Net Allocations	Expenditures	Increase (Decrease)	Ending Balance
140150-00000	CLINIC-DENTAL HYGIENE						
	Expense						
	Salaries - Non-Faculty				42,095		
	Account Total	0	0	42,095	42,095	0	0
150001-00000	HSC SENIOR VP - STATE FUNDS						
	Expense						
	Salaries - Faculty				458,336		
	Salaries - Non-Faculty				468,649		
	Operations and Maintenance				358,171		
	Account Total	0	0	1,285,156	1,285,156	0	0
150002-00000	FINANCE AND ADMINISTRATION						
	Expense						
	Salaries - Non-Faculty				1,702,463		
	Wages				30,000		
	Benefits				30,000		
	Operations and Maintenance				358,261		
	Account Total	0	0	2,120,724	2,120,724	0	0
150003-00000	HSC MARKETING & COMMUNICATIONS						
	Expense						
	Salaries - Non-Faculty				1,098,580		
	Wages				15,000		
	Benefits				15,000		
	Operations and Maintenance				108,270		
	Account Total	151,482	0	1,115,368	1,236,850	121,482-	30,000
150003-10000	COLLATERAL PRINT MATERIALS						
	Expense						
	Operations and Maintenance				10,000		
	Account Total	0	0	0	10,000	10,000-	10,000-
150003-20000	PROMOTIONAL ITEMS						
	Expense						
	Operations and Maintenance				10,000		
	Account Total	0	0	0	10,000	10,000-	10,000-
150003-30000	EVENT SUPPORT MATERIALS						
	Expense						
	Operations and Maintenance				10,000		
	Account Total	0	0	0	10,000	10,000-	10,000-
150004-00000	TAMU STUDENT SERVICES CONTRACT						
	Expense						
	Operations and Maintenance				855,494		
	Account Total	0	0	855,494	855,494	0	0

Printed on a Xerox 9700 Laser Printing System at the Computing Services Center / Texas A&M University

Form: URGB01 (02/05/85)

Account	Description	Beginning Balance	Revenues	Net Allocations	Expenditures	Increase (Decrease)	Ending Balance
150007-00000	INFORMATION RESOURCES						
	Expense						
	Salaries - Non-Faculty				218,799		
	Wages				14,000		
	Benefits				1,250		
	Operations and Maintenance				225,612		
	Equipment (Capitalized)				80,000		
	Account Total	0	0	539,661	539,661	0	0
150010-00000	TTVN, DS3 & CIS ASSESSMENTS						
	Expense						
	Operations and Maintenance				279,746		
	Account Total	0	0	279,746	279,746	0	0
150011-00000	HSC GENERAL COUNSEL						
	Expense						
	Salaries - Non-Faculty				70,000		
	Account Total	0	0	70,000	70,000	0	0
150017-00000	ACADEMIC AFFAIRS						
	Expense						
	Salaries - Non-Faculty				885,014		
	Operations and Maintenance				4,271		
	Account Total	0	0	889,285	889,285	0	0
150021-00000	MAINTENANCE CONTRACTS-OIT						
	Expense						
	Operations and Maintenance				33,000		
	Account Total	0	0	33,000	33,000	0	0
150022-00000	RECEIVING & CENTRAL STORES						
	Expense						
	Salaries - Non-Faculty				91,034		
	Operations and Maintenance				1,000		
	Account Total	0	0	92,034	92,034	0	0
150023-00000	DEAN'S DIRECT REPORTS - ADMIN						
	Expense						
	Salaries - Faculty				203,673		
	Salaries - Non-Faculty				1,039,675		
	Account Total	0	0	1,243,348	1,243,348	0	0
150024-00000	FINANCIAL SERVICES						
	Expense						
	Salaries - Non-Faculty				483,099		
	Operations and Maintenance				27,885		
	Account Total	0	0	510,984	510,984	0	0

Printed on a Xerox 9700 Laser Printing System at the Computing Services Center / Texas A&M University

Form: URGB01 (02/05/85)

Account	Description	Beginning Balance	Revenues	Net Allocations	Expenditures	Increase (Decrease)	Ending Balance
150026-00000	ASSOC DEAN FOR FINANCE						
	Expense						
	Salaries - Non-Faculty				200,017		
	Operations and Maintenance				6,046		
	Account Total	0	0	206,063	206,063	0	0
150027-00000	COD GENERAL INSTITUTIONAL						
	Expense						
	Operations and Maintenance				489,753		
	Account Total	0	0	489,753	489,753	0	0
150030-00000	STAFF RECRUITMENT						
	Expense						
	Operations and Maintenance				5,000		
	Account Total	0	0	5,000	5,000	0	0
150033-00000	COMMUNICATION AND DEVELOPMENT						
	Expense						
	Salaries - Non-Faculty				321,942		
	Operations and Maintenance				10,562		
	Account Total	0	0	332,504	332,504	0	0
150035-00000	PURCHASING						
	Expense						
	Salaries - Non-Faculty				195,419		
	Operations and Maintenance				4,987		
	Account Total	0	0	200,406	200,406	0	0
150039-00000	MEDIA RESOURCES						
	Expense						
	Salaries - Non-Faculty				181,199		
	Account Total	0	0	181,199	181,199	0	0
150040-00000	ANIMAL RESOURCE UNIT						
	Expense						
	Salaries - Non-Faculty				90,869		
	Operations and Maintenance				2,443		
	Account Total	0	0	93,312	93,312	0	0
150045-00000	HSC WIDE EXPENSES-ACADEMIC						
	Expense						
	Salaries - Non-Faculty				70,000		
	Account Total	0	0	70,000	70,000	0	0
150049-00000	RURAL & COMMUNITY HEALTH INSTITUTE						
	Expense						
	Salaries - Non-Faculty				507,532		
	Account Total	0	0	0	507,532	507,532-	507,532-

Printed on a Xerox 9700 Laser Printing System at the Computing Services Center / Texas A&M University

Form: URGB01 (02/05/85)

Account	Description	Beginning Balance	Revenues	Net Allocations	Expenditures	Increase (Decrease)	Ending Balance
150055-00000	GOVERNMENTAL AFFAIRS						
	Expense						
	Salaries - Non-Faculty				430,662		
	Wages				5,000		
	Benefits				4,500		
	Operations and Maintenance				123,596		
	Account Total	0	0	563,758	563,758	0	0
150056-00000	INSTITUTIONAL ADVANCEMENT						
	Expense						
	Salaries - Non-Faculty				68,250		
	Operations and Maintenance				317,782		
	Account Total	0	0	386,032	386,032	0	0
150061-00000	IT-ACADEMIC SUPPORT						
	Expense						
	Salaries - Non-Faculty				759,748		
	Wages				65,000		
	Benefits				7,000		
	Operations and Maintenance				40,382		
	Account Total	0	0	2,706,328	872,130	1,834,198	1,834,198
150061-10000	INFORMATION RESOURCES - SUPPORT						
	Expense						
	Salaries - Non-Faculty				883,697		
	Wages				30,000		
	Benefits				9,000		
	Operations and Maintenance				88,436		
	Account Total	0	0	0	1,011,133	1,011,133-	1,011,133-
150061-20000	INFORMATION RESOURCES - NETWORK SVC						
	Expense						
	Salaries - Non-Faculty				122,693		
	Benefits				1,200		
	Account Total	0	0	0	123,893	123,893-	123,893-
150061-30000	INFORMATION RESOURCES - SYSTEM SVC						
	Expense						
	Salaries - Non-Faculty				334,045		
	Benefits				3,500		
	Operations and Maintenance				78,112		
	Account Total	0	0	0	415,657	415,657-	415,657-
150061-40000	INFORMATION RESOURCES - A/V SERVICE						
	Expense						
	Salaries - Non-Faculty				52,077		
	Benefits				1,500		
	Operations and Maintenance				47,878		
	Account Total	0	0	0	101,455	101,455-	101,455-

Printed on a Xerox 9700 Laser Printing System at the Computing Services Center / Texas A&M University

Form: URGB01 (02/05/85)

Account	Description	Beginning Balance	Revenues	Net Allocations	Expenditures	Increase (Decrease)	Ending Balance
150061-60000	INFORMATION RESOURCES - DEVELOPMENT						
	Expense						
	Salaries - Non-Faculty				180,060		
	Benefits				2,000		
	Account Total	0	0	0	182,060	182,060-	182,060-
150064-00000	BIOPHARMACEUTICAL CONSORTIUM						
	Expense						
	Operations and Maintenance				340,220		
	Account Total	218,320	0	275,400	340,220	64,820-	153,500
150064-35600	MAJETI START-UP FUNDS						
	Expense						
	Salaries - Non-Faculty				63,500		
	Account Total	0	0	0	63,500	63,500-	63,500-
150064-35601	KHAN START-UP FUNDS						
	Expense						
	Salaries - Non-Faculty				90,000		
	Account Total	0	0	0	90,000	90,000-	90,000-
151000-00000	HSC - REAPPROPRIATED BALANCES						
	Expense						
	Operations and Maintenance				487,879		
	Account Total	0	0	487,879	487,879	0	0
152000-00000	BENEFITS PAID BY THE STATE						
	Expense						
	Benefits				18,933,333		
	Account Total	0	0	18,933,333	18,933,333	0	0
152001-00000	BENEFITS FOR MEDICAL EDUCATION						
	Expense						
	Benefits				7,266,667		
	Account Total	0	0	7,266,667	7,266,667	0	0
159000-00000	ADMISSIONS-COLLEGE OF MEDICINE						
	Expense						
	Salaries - Non-Faculty				358,437		
	Account Total	0	0	0	358,437	358,437-	358,437-
159001-00000	STUDENT AFFAIRS BCS CAMPUS - COM						
	Expense						
	Salaries - Non-Faculty				710,652		
	Account Total	0	0	0	710,652	710,652-	710,652-

Printed on a Xerox 9700 Laser Printing System at the Computing Services Center / Texas A&M University

Form: URGB01 (02/05/85)

Account	Description	Beginning Balance	Revenues	Net Allocations	Expenditures	Increase (Decrease)	Ending Balance
159001-66691	CS-HARRIELL 466691 AGGIE DOC INIT						
	Expense						
	Salaries - Non-Faculty				8,534		
	Account Total	0	0	0	8,534	8,534-	8,534-
159002-00000	STUDENT AFFAIRS TEMPLE CAMPUS - COM						
	Expense						
	Salaries - Non-Faculty				127,127		
	Account Total	0	0	0	127,127	127,127-	127,127-
159008-00000	SPH-OFFICE OF ACADEMIC AFFAIRS						
	Expense						
	Salaries - Faculty				150,000		
	Salaries - Non-Faculty				100,000		
	Benefits				1,500		
	Account Total	0	0	270,337	251,500	18,837	18,837
159008-26230	SPH-SOUTH TX I/O & SMALL CLASS						
	Expense						
	Salaries - Non-Faculty				18,637		
	Benefits				200		
	Account Total	0	0	0	18,837	18,837-	18,837-
159009-00000	SPH-OFFICE OF STUDENT AFFAIRS						
	Expense						
	Salaries - Non-Faculty				135,000		
	Benefits				1,500		
	Account Total	0	0	179,000	136,500	42,500	42,500
159009-26230	SPH-SOUTH TX I/O & SMALL CLASS						
	Expense						
	Salaries - Non-Faculty				42,000		
	Benefits				500		
	Account Total	0	0	0	42,500	42,500-	42,500-
159010-00000	OME-EVALUATION AND ASSESSMENT						
	Expense						
	Salaries - Non-Faculty				282,666		
	Account Total	0	0	0	282,666	282,666-	282,666-
159013-00000	ADMISSIONS & RECRUITMENT						
	Expense						
	Salaries - Faculty				13,952		
	Salaries - Non-Faculty				221,383		
	Operations and Maintenance				11,081		
	Account Total	0	0	280,425	246,416	34,009	34,009

Printed on a Xerox 9700 Laser Printing System at the Computing Services Center / Texas A&M University

Form: URGB01 (02/05/85)

Account	Description	Beginning Balance	Revenues	Net Allocations	Expenditures	Increase (Decrease)	Ending Balance
159013-61286	CS-LACY-SRS #461286-00001						
	Expense						
	Salaries - Faculty				9,396		
	Salaries - Non-Faculty				24,613		
	Account Total	0	0	0	34,009	34,009-	34,009-
159016-00000	STUDENT AFFAIRS/STUDENT DIVERSITY						
	Expense						
	Salaries - Non-Faculty				236,139		
	Account Total	0	0	236,139	236,139	0	0
159017-00000	STUDENT DEVELOPMENT						
	Expense						
	Salaries - Non-Faculty				25,587		
	Account Total	0	0	154,012	25,587	128,425	128,425
159017-61285	CS-LACY-HSC#461285-00001						
	Expense						
	Salaries - Non-Faculty				35,820		
	Account Total	0	0	0	35,820	35,820-	35,820-
159017-61286	CS-LACY-HSC#461286-00001						
	Expense						
	Salaries - Faculty				34,002		
	Salaries - Non-Faculty				58,603		
	Account Total	0	0	0	92,605	92,605-	92,605-
159021-00000	STUDENT HEALTH CLINIC						
	Expense						
	Salaries - Non-Faculty				40,709		
	Account Total	0	0	40,709	40,709	0	0
164100-00000	CAMPUS OPERATIONS						
	Expense						
	Salaries - Non-Faculty				252,986		
	Wages				5,000		
	Benefits				68,298		
	Equipment (Capitalized)				5,000		
	Account Total	0	0	331,284	331,284	0	0
164101-00000	MAINTENANCE OUTSOURCE						
	Expense						
	Salaries - Non-Faculty				162,072		
	Benefits				1,850		
	Operations and Maintenance				50,000		
	Account Total	0	0	4,272,809	213,922	4,058,887	4,058,887

Printed on a Xerox 9700 Laser Printing System at the Computing Services Center / Texas A&M University

Form: URGB01 (02/05/85)

Account	Description	Beginning Balance	Revenues	Net Allocations	Expenditures	Increase (Decrease)	Ending Balance
164101-10000	FACILITIES-BRYAN						
	Expense						
	Salaries - Non-Faculty				74,031		
	Benefits				850		
	Operations and Maintenance				1,300,000		
	Account Total	0	0	0	1,374,881	1,374,881-	1,374,881-
164101-20000	FACILITIES-COLLEGE STATION						
	Expense						
	Salaries - Non-Faculty				81,825		
	Benefits				600		
	Operations and Maintenance				30,000		
	Account Total	0	0	0	112,425	112,425-	112,425-
164101-30000	FACILITIES-DALLAS						
	Expense						
	Operations and Maintenance				13,791		
	Account Total	0	0	0	13,791	13,791-	13,791-
164101-40000	FACILITIES-HOUSTON						
	Expense						
	Operations and Maintenance				1,214,793		
	Account Total	0	0	0	1,214,793	1,214,793-	1,214,793-
164101-50000	FACILITIES-KINGSVILLE						
	Expense						
	Operations and Maintenance				265,825		
	Account Total	0	0	0	265,825	265,825-	265,825-
164101-60000	FACILITIES-MCALLEN						
	Expense						
	Salaries - Non-Faculty				35,956		
	Wages				250		
	Benefits				400		
	Operations and Maintenance				145,000		
	Account Total	0	0	0	181,606	181,606-	181,606-
164101-70000	FACILITIES-ROUNDROCK						
	Expense						
	Operations and Maintenance				473,884		
	Account Total	0	0	0	473,884	473,884-	473,884-
164101-80000	FACILITIES-TEMPLE						
	Expense						
	Operations and Maintenance				421,682		
	Account Total	0	0	0	421,682	421,682-	421,682-

Printed on a Xerox 9700 Laser Printing System at the Computing Services Center / Texas A&M University

Form: URGB01 (02/05/85)

Account	Description	Beginning Balance	Revenues	Net Allocations	Expenditures	Increase (Decrease)	Ending Balance
164102-00000	ENVIRONMENTAL HEALTH & SAFETY						
	Expense						
	Salaries - Non-Faculty				487,738		
	Benefits				5,400		
	Operations and Maintenance				82,784		
	Account Total	0	0	829,000	575,922	253,078	253,078
164102-10000	EHS-BRYAN						
	Expense						
	Operations and Maintenance				6,000		
	Account Total	0	0	0	6,000	6,000-	6,000-
164102-30000	EHS-DALLAS						
	Expense						
	Salaries - Non-Faculty				61,251		
	Benefits				700		
	Account Total	0	0	0	61,951	61,951-	61,951-
164102-40000	EHS-HOUSTON						
	Expense						
	Salaries - Non-Faculty				52,014		
	Benefits				600		
	Operations and Maintenance				6,000		
	Account Total	0	0	0	58,614	58,614-	58,614-
164102-50000	EHS-KINGSVILLE						
	Expense						
	Salaries - Non-Faculty				37,184		
	Benefits				420		
	Operations and Maintenance				1,500		
	Account Total	0	0	0	39,104	39,104-	39,104-
164102-60000	EHS-MCALLEN						
	Expense						
	Salaries - Non-Faculty				9,304		
	Benefits				105		
	Operations and Maintenance				2,000		
	Account Total	0	0	0	11,409	11,409-	11,409-
164102-80000	EHS-TEMPLE						
	Expense						
	Salaries - Non-Faculty				52,000		
	Benefits				586		
	Operations and Maintenance				23,414		
	Account Total	0	0	0	76,000	76,000-	76,000-

Printed on a Xerox 9700 Laser Printing System at the Computing Services Center / Texas A&M University

Form: URGB01 (02/05/85)

Account	Description	Beginning Balance	Revenues	Net Allocations	Expenditures	Increase (Decrease)	Ending Balance
164103-00000	SECURITY						
	Expense						
	Salaries - Non-Faculty				18,383		
	Wages				600		
	Benefits				320		
	Operations and Maintenance				10,000		
	Account Total	0	0	1,041,586	29,303	1,012,283	1,012,283
164103-10000	SECURITY-BRYAN						
	Expense						
	Salaries - Non-Faculty				191,447		
	Wages				30,000		
	Benefits				2,400		
	Operations and Maintenance				30,000		
	Account Total	0	0	0	253,847	253,847-	253,847-
164103-30000	SECURITY-DALLAS						
	Expense						
	Salaries - Non-Faculty				297,535		
	Wages				40,000		
	Benefits				3,600		
	Operations and Maintenance				20,000		
	Account Total	0	0	0	361,135	361,135-	361,135-
164103-40000	SECURITY-HOUSTON						
	Expense						
	Salaries - Non-Faculty				161,924		
	Wages				45,000		
	Benefits				1,900		
	Operations and Maintenance				21,000		
	Account Total	0	0	0	229,824	229,824-	229,824-
164103-60000	SECURITY-MCALLEN						
	Expense						
	Operations and Maintenance				1,500		
	Account Total	0	0	0	1,500	1,500-	1,500-
164103-70000	SECURITY-ROUND ROCK						
	Expense						
	Salaries - Non-Faculty				138,960		
	Wages				14,000		
	Benefits				1,600		
	Operations and Maintenance				9,000		
	Account Total	0	0	0	163,560	163,560-	163,560-
164103-80000	SECURITY-TEMPLE						
	Expense						
	Operations and Maintenance				2,417		
	Account Total	0	0	0	2,417	2,417-	2,417-

Printed on a Xerox 9700 Laser Printing System at the Computing Services Center / Texas A&M University

Form: URGB01 (02/05/85)

Account	Description	Beginning Balance	Revenues	Net Allocations	Expenditures	Increase (Decrease)	Ending Balance
164105-00000	UTILITIES						
	Expense						
	Salaries - Non-Faculty				200,563		
	Account Total	0	0	2,660,614	200,563	2,460,051	2,460,051
164105-10000	UTILITIES-BRYAN						
	Expense						
	Salaries - Non-Faculty				4,380		
	Account Total	0	0	0	4,380	4,380-	4,380-
164105-30000	UTILITIES-DALLAS						
	Expense						
	Utilities				1,239,799		
	Account Total	0	0	0	1,239,799	1,239,799-	1,239,799-
164105-40000	UTILITIES-HOUSTON						
	Expense						
	Utilities				1,215,872		
	Account Total	0	0	0	1,215,872	1,215,872-	1,215,872-
164106-10000	CUSTODIAL-BRYAN						
	Expense						
	Operations and Maintenance				882,528		
	Account Total	0	0	0	882,528	882,528-	882,528-
164106-30000	CUSTODIAL-DALLAS						
	Expense						
	Operations and Maintenance				1,135,360		
	Account Total	0	0	0	1,135,360	1,135,360-	1,135,360-
164106-40000	CUSTODIAL-HOUSTON						
	Expense						
	Operations and Maintenance				220,903		
	Account Total	0	0	0	220,903	220,903-	220,903-
164106-50000	CUSTODIAL-KINGSVILLE						
	Expense						
	Operations and Maintenance				104,658		
	Account Total	0	0	0	104,658	104,658-	104,658-
164106-70000	CUSTODIAL-ROUND ROCK						
	Expense						
	Operations and Maintenance				152,824		
	Account Total	0	0	0	152,824	152,824-	152,824-
164106-80000	CUSTODIAL-TEMPLE						
	Expense						
	Operations and Maintenance				114,104		
	Account Total	0	0	0	114,104	114,104-	114,104-

Printed on a Xerox 9700 Laser Printing System at the Computing Services Center / Texas A&M University

Form: URGB01 (02/05/85)

Account	Description	Beginning Balance	Revenues	Net Allocations	Expenditures	Increase (Decrease)	Ending Balance
180007-00000	CBHEC-COASTAL BEND HEALTH ED CTR						
	Expense						
	Salaries - Non-Faculty				397,069		
	Account Total	0	0	1,221,173	397,069	824,104	824,104
180017-00000	CBHEC-DIABETES EDUCATION CENTER						
	Expense						
	Salaries - Faculty				30,014		
	Salaries - Non-Faculty				317,617		
	Account Total	0	0	0	347,631	347,631-	347,631-
180018-00000	CBHEC-HEALTH CAREERS RECRUITMENT						
	Expense						
	Salaries - Non-Faculty				35,815		
	Account Total	0	0	0	35,815	35,815-	35,815-
180023-00000	CBHEC-CONTINUING MEDICAL EDUCATION						
	Expense						
	Salaries - Non-Faculty				126,816		
	Account Total	0	0	0	126,816	126,816-	126,816-
180035-00000	CBHEC-COMMUNITY HEALTH						
	Expense						
	Salaries - Non-Faculty				115,872		
	Account Total	0	0	0	115,872	115,872-	115,872-
181000-00000	PHARMACY SPECIAL ITEM-INSTRUCTION						
	Expense						
	Salaries - Faculty				1,256,383		
	Salaries - Non-Faculty				173,542		
	Benefits				5,400		
	Account Total	434,165	0	1,243,572	1,435,325	191,753-	242,412
181000-03500	OFFICE OF THE DEAN						
	Expense						
	Operations and Maintenance				105,000		
	Account Total	0	0	0	105,000	105,000-	105,000-
181000-03510	STUDENT AFFAIRS						
	Expense						
	Operations and Maintenance				3,209		
	Account Total	0	0	0	3,209	3,209-	3,209-
181000-03520	ACADEMIC AFFAIRS						
	Expense						
	Operations and Maintenance				8,369		
	Account Total	0	0	0	8,369	8,369-	8,369-

Printed on a Xerox 9700 Laser Printing System at the Computing Services Center / Texas A&M University

Form: URGB01 (02/05/85)

Account	Description	Beginning Balance	Revenues	Net Allocations	Expenditures	Increase (Decrease)	Ending Balance
181000-03530	FINANCE AND ADMINISTRATION						
	Expense						
	Operations and Maintenance				11,376		
	Account Total	0	0	0	11,376	11,376-	11,376-
181000-03540	PHARMACEUTICAL SCIENCES						
	Expense						
	Operations and Maintenance				25,000		
	Account Total	0	0	0	25,000	25,000-	25,000-
181000-03550	PHARMACY PRACTICE						
	Expense						
	Operations and Maintenance				35,000		
	Account Total	0	0	0	35,000	35,000-	35,000-
181000-03560	PHARMACEUTICAL RESEARCH FACILI						
	Expense						
	Operations and Maintenance				2,437		
	Account Total	0	0	0	2,437	2,437-	2,437-
181000-03570	OFFICE OF EXPERIENTIAL EDUCATION						
	Expense						
	Operations and Maintenance				5,000		
	Account Total	0	0	0	5,000	5,000-	5,000-
181000-13500	OFFICE OF THE DEAN - CS						
	Expense						
	Operations and Maintenance				28,643		
	Equipment (Capitalized)				7,728		
	Account Total	0	0	0	36,371	36,371-	36,371-
181000-13520	ACADEMIC AFFAIRS - COLLEGE STATION						
	Expense						
	Operations and Maintenance				650		
	Account Total	0	0	0	650	650-	650-
181000-13540	PHARMACEUTICAL SCIENCES COLLEGE ST						
	Expense						
	Operations and Maintenance				7,000		
	Account Total	0	0	0	7,000	7,000-	7,000-
181000-13570	O.E.E. - COLLEGE STATION						
	Expense						
	Operations and Maintenance				1,000		
	Account Total	0	0	0	1,000	1,000-	1,000-

Printed on a Xerox 9700 Laser Printing System at the Computing Services Center / Texas A&M University

Form: URGB01 (02/05/85)

Account	Description	Beginning Balance	Revenues	Net Allocations	Expenditures	Increase (Decrease)	Ending Balance
181000-55555	TRAVEL						
	Expense						
	Operations and Maintenance				2,000		
	Account Total	0	0	0	2,000	2,000-	2,000-
181001-00000	PHARMACY SPECIAL ITEM-ACADEMIC SUPP						
	Expense						
	Salaries - Non-Faculty				414,150		
	Benefits				4,000		
	Operations and Maintenance				10,000		
	Account Total	149,950	0	300,000	428,150	128,150-	21,800
181001-03500	OFFICE OF THE DEAN						
	Expense						
	Operations and Maintenance				3,500		
	Account Total	0	0	0	3,500	3,500-	3,500-
181001-03520	ACADEMIC AFFAIRS						
	Expense						
	Operations and Maintenance				2,000		
	Account Total	0	0	0	2,000	2,000-	2,000-
181001-03540	PHARMACEUTICAL SCIENCES						
	Expense						
	Operations and Maintenance				100		
	Account Total	0	0	0	100	100-	100-
181001-03550	PHARMACY PRACTICE						
	Expense						
	Operations and Maintenance				1,000		
	Account Total	0	0	0	1,000	1,000-	1,000-
181001-03560	PHARMACEUTICAL RESEARCH FACILI						
	Expense						
	Operations and Maintenance				2,500		
	Equipment (Capitalized)				8,000		
	Account Total	0	0	0	10,500	10,500-	10,500-
181001-03570	PHARMACY SPECIAL ITEM-ACADEMIC SUP						
	Expense						
	Operations and Maintenance				500		
	Account Total	0	0	0	500	500-	500-
181001-13500	OFFICE OF THE DEAN - COLLEGE STATIO						
	Expense						
	Operations and Maintenance				1,200		
	Account Total	0	0	0	1,200	1,200-	1,200-

Printed on a Xerox 9700 Laser Printing System at the Computing Services Center / Texas A&M University

Form: URGB01 (02/05/85)

Account	Description	Beginning Balance	Revenues	Net Allocations	Expenditures	Increase (Decrease)	Ending Balance
181001-55555	TRAVEL						
	Expense						
	Operations and Maintenance				3,000		
	Account Total	0	0	0	3,000	3,000-	3,000-
182001-00000	COM EXPANSION-REGENERATIVE MEDICINE						
	Expense						
	Salaries - Faculty				22,614		
	Salaries - Non-Faculty				31,320		
	Account Total	0	0	0	53,934	53,934-	53,934-
182001-00001	IRM-PROCKOP-SALARY SAVINGS						
	Expense						
	Salaries - Faculty				70,000		
	Salaries - Non-Faculty				79,000		
	Account Total	0	0	0	149,000	149,000-	149,000-
182002-00000	COM EXPANSION-ROUND ROCK						
	Expense						
	Salaries - Faculty				757,324		
	Salaries - Non-Faculty				988,170		
	Account Total	0	0	0	1,745,494	1,745,494-	1,745,494-
182009-00000	EXPANSION-GME/CME						
	Expense						
	Salaries - Non-Faculty				110,312		
	Account Total	0	0	0	110,312	110,312-	110,312-
182011-00000	EXPANSION-BCS CAMPUS ADMINISTRTION						
	Expense						
	Salaries - Faculty				126,624		
	Salaries - Non-Faculty				371,600		
	Account Total	0	0	0	498,224	498,224-	498,224-
182211-00000	EXPANSION-BCS CAMPUS INSTRUCTION						
	Expense						
	Salaries - Faculty				65,001		
	Account Total	0	0	0	65,001	65,001-	65,001-
182401-00000	EXPANSION-CCTM						
	Expense						
	Salaries - Non-Faculty				397,985		
	Account Total	0	0	0	397,985	397,985-	397,985-
182401-63041	CS HUSTON 23-463041						
	Expense						
	Salaries - Non-Faculty				48,740		
	Account Total	0	0	0	48,740	48,740-	48,740-

Printed on a Xerox 9700 Laser Printing System at the Computing Services Center / Texas A&M University

Form: URGB01 (02/05/85)

Account	Description	Beginning Balance	Revenues	Net Allocations	Expenditures	Increase (Decrease)	Ending Balance
182403-10000	SURGERY-HEIN						
	Expense						
	Salaries - Faculty				90,657		
	Salaries - Non-Faculty				35,931		
	Account Total	0	0	0	126,588	126,588-	126,588-
182403-20000	SURGERY-NEWELL ROGERS						
	Expense						
	Salaries - Faculty				196,644		
	Account Total	0	0	0	196,644	196,644-	196,644-
183000-00000	HEALTHY SOUTH TEXAS						
	Expense						
	Operations and Maintenance				999,460		
	Account Total	0	0	2,280,000	999,460	1,280,540	1,280,540
183000-00100	HST OFFICE (CORPUS)						
	Expense						
	Salaries - Non-Faculty				254,852		
	Account Total	0	0	0	254,852	254,852-	254,852-
183000-00600	PUBLIC HEALTH SCREENING & REFERREL						
	Expense						
	Salaries - Non-Faculty				91,705		
	Account Total	0	0	0	91,705	91,705-	91,705-
183000-00700	ASTHMA PROGRAM						
	Expense						
	Salaries - Non-Faculty				105,530		
	Account Total	0	0	0	105,530	105,530-	105,530-
183000-00810	CBHEC DSME/TELEMEDICINE						
	Expense						
	Salaries - Non-Faculty				516,082		
	Account Total	0	0	0	516,082	516,082-	516,082-
183000-00870	MAP - MCALLEN						
	Expense						
	Salaries - Non-Faculty				63,183		
	Account Total	0	0	0	63,183	63,183-	63,183-
183000-00880	BRAZOS VALLEY/HOUSTON EXPANSION						
	Expense						
	Salaries - Non-Faculty				41,804		
	Account Total	0	0	0	41,804	41,804-	41,804-

Printed on a Xerox 9700 Laser Printing System at the Computing Services Center / Texas A&M University

Form: URGB01 (02/05/85)

Account	Description	Beginning Balance	Revenues	Net Allocations	Expenditures	Increase (Decrease)	Ending Balance
183000-00900	EVALUATION AND IT						
	Expense						
	Salaries - Faculty				18,213		
	Salaries - Non-Faculty				9,743		
	Account Total	0	0	0	27,956	27,956-	27,956-
183000-01000	EDUCATION AND TRAINING-5-6 SPH ACTI						
	Expense						
	Salaries - Non-Faculty				85,891		
	Account Total	0	0	0	85,891	85,891-	85,891-
183000-01200	ADMINISTRATIVE COSTS (HSC)						
	Expense						
	Salaries - Faculty				64,435		
	Salaries - Non-Faculty				29,102		
	Account Total	0	0	0	93,537	93,537-	93,537-
184000-00000	FORENSIC NURSING-INSTRUCTION						
	Expense						
	Salaries - Faculty				509,743		
	Salaries - Non-Faculty				297,769		
	Benefits				8,075		
	Operations and Maintenance				96,413		
	Account Total	0	0	912,000	912,000	0	0
184500-00000	NURSING PROGRAM EXPANSION						
	Expense						
	Salaries - Faculty				143,021		
	Salaries - Non-Faculty				66,814		
	Benefits				2,098		
	Operations and Maintenance				4,067		
	Account Total	0	0	216,000	216,000	0	0

Printed on a Xerox 9700 Laser Printing System at the Computing Services Center / Texas A&M University

Form: URGB01 (02/05/85)

Account	Description	Beginning Balance	Revenues	Net Allocations	Expenditures	Increase (Decrease)	Ending Balance
Functional and General Funds - Board Approved							
	Revenue						
	State Approp - Gene		144,025,170				
	State Approp - Bene		20,279,033				
	Tuition - State		17,871,721				
	Discounts and Allow		1,322,289-				
	Fees		70,000				
	Discounts and Allow		5,140-				
	Exemptions		315,676				
	Contracts and Grant		750,000				
	Sales and Services		11,392,856				
	Investment Income		1,210,000				
	Expense						
	Salaries - Faculty				54,791,576		
	Salaries - Non-Faculty				50,707,508		
	Wages				918,540		
	Benefits				26,360,913		
	Utilities				4,855,671		
	Scholarships				784,676		
	Scholarship Discounts				98,563-		
	Operations and Maintenance				34,482,838		
	Equipment (Capitalized)				544,361		
	Grand Total	0	194,587,027	43,998,361-	173,347,520	22,758,854-	22,758,854-

Printed on a Xerox 9700 Laser Printing System at the Computing Services Center / Texas A&M University

Form: URGB01 (02/05/85)

Account	Description	Beginning Balance	Revenues	Net Allocations	Expenditures	Increase (Decrease)	Ending Balance
200000-00000	SHSC - DESIGNATED TUITION						
	Revenue						
	Tuition - Designate		9,890,000				
	Expense						
	Scholarships				830,000		
	Account Total	1,112,204	9,890,000	10,172,204-	830,000	1,112,204-	0
200009-00000	SAGO ASSESSMENTS						
	Expense						
	Operations and Maintenance				2,191,622		
	Account Total	0	0	2,191,622	2,191,622	0	0
200179-00000	DESIGNATED TUITION-SPH-UNDERGRAD						
	Expense						
	Salaries - Faculty				12,000		
	Salaries - Non-Faculty				80,000		
	Benefits				32,000		
	Scholarships				120,000		
	Operations and Maintenance				234,326		
	Account Total	0	0	613,326	478,326	135,000	135,000
200179-00001	UG MCALLEN DESIGNATED						
	Expense						
	Operations and Maintenance				10,000		
	Account Total	0	0	0	10,000	10,000-	10,000-
200179-00004	SPH FACULTY RECRUITMENT						
	Expense						
	Operations and Maintenance				3,000		
	Account Total	0	0	0	3,000	3,000-	3,000-
200179-13000	SPH BUSINESS AFFAIRS AND ADMIN						
	Expense						
	Operations and Maintenance				20,000		
	Account Total	0	0	0	20,000	20,000-	20,000-
200179-26230	MC ALLEN UG DESIGNATED						
	Expense						
	Operations and Maintenance				2,000		
	Account Total	0	0	0	2,000	2,000-	2,000-
200179-26240	SPH EOH UG DESIGNATED TUITION						
	Expense						
	Operations and Maintenance				25,000		
	Account Total	0	0	0	25,000	25,000-	25,000-

Printed on a Xerox 9700 Laser Printing System at the Computing Services Center / Texas A&M University

Form: URGB01 (02/05/85)

Account	Description	Beginning Balance	Revenues	Net Allocations	Expenditures	Increase (Decrease)	Ending Balance
200179-26250	SPH EPI/BIOS UG DESIGNATED TUITION						
	Expense						
	Operations and Maintenance				25,000		
	Account Total	0	0	0	25,000	25,000-	25,000-
200179-26260	SPH HPM UG DESIGNATED TUITION						
	Expense						
	Operations and Maintenance				25,000		
	Account Total	0	0	0	25,000	25,000-	25,000-
200179-26270	SPH HPCHS DESIGNATED TUITION						
	Expense						
	Operations and Maintenance				25,000		
	Account Total	0	0	0	25,000	25,000-	25,000-
200183-00000	DESIGNATED TUITION-SPH-GRADUATE						
	Expense						
	Wages				25,000		
	Operations and Maintenance				125,000		
	Account Total	179,793	0	469,540	150,000	319,540	499,333
200183-00003	GRADUATE DESIGNATED TUITION GA DEAN						
	Expense						
	Salaries - Faculty				160,000		
	Salaries - Non-Faculty				108,000		
	Benefits				25,000		
	Operations and Maintenance				3,500		
	Account Total	0	0	0	296,500	296,500-	296,500-
200183-00005	FAIRCHILD GA SUPPORT STARTUP						
	Expense						
	Salaries - Non-Faculty				20,000		
	Benefits				1,000		
	Operations and Maintenance				2,000		
	Account Total	0	0	0	23,000	23,000-	23,000-
200183-12000	SPH PUBLIC HEALTH PRACTICE						
	Expense						
	Wages				3,500		
	Benefits				100		
	Operations and Maintenance				20,000		
	Account Total	0	0	0	23,600	23,600-	23,600-
200183-26250	EPI/BIOS						
	Expense						
	Operations and Maintenance				3,000		
	Account Total	0	0	0	3,000	3,000-	3,000-

Printed on a Xerox 9700 Laser Printing System at the Computing Services Center / Texas A&M University

Form: URGB01 (02/05/85)

Account	Description	Beginning Balance	Revenues	Net Allocations	Expenditures	Increase (Decrease)	Ending Balance
200183-26260	HEALTH POLICY MANAGEMENT						
	Expense						
	Salaries - Non-Faculty				20,000		
	Benefits				5,000		
	Operations and Maintenance				15,000		
	Account Total	0	0	0	40,000	40,000-	40,000-
200183-26261	SPH MHA PROGRAM						
	Expense						
	Operations and Maintenance				2,000		
	Account Total	0	0	0	2,000	2,000-	2,000-
200183-26270	HEALTH PROMOTION COMM HLTH SCIENCES						
	Expense						
	Salaries - Non-Faculty				20,000		
	Benefits				3,000		
	Account Total	0	0	0	23,000	23,000-	23,000-
200183-59008	ACADEMIC AFFAIRS						
	Expense						
	Operations and Maintenance				10,000		
	Account Total	0	0	0	10,000	10,000-	10,000-
200183-59009	SPH STUDENT AFFAIRS						
	Expense						
	Operations and Maintenance				20,000		
	Account Total	0	0	0	20,000	20,000-	20,000-
200183-64263	CS WOW 464263 - ORY						
	Expense						
	Salaries - Faculty				10,000		
	Benefits				1,250		
	Account Total	0	0	0	11,250	11,250-	11,250-
200183-65171	CS ACTIVE COMM LIV 465171 ORY						
	Expense						
	Salaries - Faculty				1,000		
	Benefits				100		
	Account Total	0	0	0	1,100	1,100-	1,100-
200183-65411	CS NIH PHYS ACT 465411 ORY						
	Expense						
	Salaries - Faculty				12,000		
	Benefits				1,250		
	Account Total	0	0	0	13,250	13,250-	13,250-

Printed on a Xerox 9700 Laser Printing System at the Computing Services Center / Texas A&M University

Form: URGB01 (02/05/85)

Account	Description	Beginning Balance	Revenues	Net Allocations	Expenditures	Increase (Decrease)	Ending Balance
200183-66571	CS ACTIVE LIV SUSTAIN 466571 ORY						
	Expense						
	Salaries - Faculty				4,500		
	Benefits				500		
	Account Total	0	0	0	5,000	5,000-	5,000-
200183-66601	CS HRSA CORE 466601 BOLIN						
	Expense						
	Salaries - Faculty				200		
	Benefits				50		
	Account Total	0	0	0	250	250-	250-
200183-66741	CS NIH GRANT, MENTOR- N.JOHNSON						
	Expense						
	Salaries - Faculty				2,500		
	Benefits				1,000		
	Account Total	0	0	0	3,500	3,500-	3,500-
200183-66781	CS HRSA 466781 BURDINE						
	Expense						
	Salaries - Faculty				1,500		
	Benefits				250		
	Account Total	0	0	0	1,750	1,750-	1,750-
200183-67010	SPH COMMUNICATIONS						
	Expense						
	Operations and Maintenance				15,000		
	Account Total	0	0	0	15,000	15,000-	15,000-
200183-67441	CS- TEXAS RAPE PREVENTION AND EDUCA						
	Expense						
	Salaries - Faculty				800		
	Benefits				140		
	Account Total	0	0	0	940	940-	940-
200183-67781	APPIAH CS (23-200183-67781)						
	Expense						
	Salaries - Faculty				3,500		
	Benefits				1,000		
	Account Total	0	0	0	4,500	4,500-	4,500-
200183-67791	SUPERFUND_TRANS-NIH CAP-T.MCDONALD						
	Expense						
	Salaries - Faculty				1,693		
	Account Total	0	0	0	1,693	1,693-	1,693-

Printed on a Xerox 9700 Laser Printing System at the Computing Services Center / Texas A&M University

Account	Description	Beginning Balance	Revenues	Net Allocations	Expenditures	Increase (Decrease)	Ending Balance
200184-00000	DESIGNATED TUITION-PHARMACY						
	Expense						
	Salaries - Faculty				24,000		
	Salaries - Non-Faculty				37,000		
	Wages				540		
	Benefits				9,734		
	Operations and Maintenance				902,314		
	Account Total	467,526	0	734,217	973,588	239,371-	228,155
200184-03500	OFFICE OF THE DEAN						
	Expense						
	Operations and Maintenance				35,000		
	Account Total	0	0	0	35,000	35,000-	35,000-
200184-03510	STUDENT AFFAIRS						
	Expense						
	Operations and Maintenance				3,000		
	Account Total	0	0	0	3,000	3,000-	3,000-
200184-03520	ACADEMIC AFFAIRS						
	Expense						
	Operations and Maintenance				3,500		
	Account Total	0	0	0	3,500	3,500-	3,500-
200184-03530	FINANCE AND ADMINISTRATION						
	Expense						
	Operations and Maintenance				9,498		
	Account Total	0	0	0	9,498	9,498-	9,498-
200184-03540	PHARMACEUTICAL SCIENCES						
	Expense						
	Benefits				7,023		
	Operations and Maintenance				35,000		
	Equipment (Capitalized)				86,067		
	Account Total	0	0	0	128,090	128,090-	128,090-
200184-03550	PHARMACY PRACTICE						
	Expense						
	Operations and Maintenance				8,000		
	Account Total	0	0	0	8,000	8,000-	8,000-
200184-03560	DESIGNATED TUITION-PHARMACY						
	Expense						
	Operations and Maintenance				20,000		
	Account Total	0	0	0	20,000	20,000-	20,000-

Form: URGB01 (02/05/85)
Printed on a Xerox 9700 Laser Printing System at the Computing Services Center / Texas A&M University

Form: URGB01 (02/05/85)

Account	Description	Beginning Balance	Revenues	Net Allocations	Expenditures	Increase (Decrease)	Ending Balance
200184-03570	OFFICE OF EXPERIENTIAL EDUCATION						
	Expense						
	Benefits				7,023		
	Operations and Maintenance				2,500		
	Account Total	0	0	0	9,523	9,523-	9,523-
200184-13500	OFFICE OF THE DEAN						
	Expense						
	Operations and Maintenance				2,500		
	Account Total	0	0	0	2,500	2,500-	2,500-
200184-13540	PHARM SCIENCE - COLLEGE STATION						
	Expense						
	Operations and Maintenance				2,750		
	Account Total	0	0	0	2,750	2,750-	2,750-
200184-13570	O.E.E - COLLEGE STATION						
	Expense						
	Operations and Maintenance				80		
	Account Total	0	0	0	80	80-	80-
200184-55555	TRAVEL						
	Expense						
	Operations and Maintenance				1,800		
	Account Total	0	0	0	1,800	1,800-	1,800-
200184-99998	CAMPUS MAIL						
	Expense						
	Operations and Maintenance				2,596		
	Account Total	0	0	0	2,596	2,596-	2,596-
200184-99999	COLLEGE STATION WORK ORDERS						
	Expense						
	Operations and Maintenance				1,818		
	Account Total	0	0	0	1,818	1,818-	1,818-
200185-00000	DESIGNATED TUITION-NURSING						
	Expense						
	Salaries - Faculty				4,000		
	Benefits				680		
	Operations and Maintenance				979,383		
	Account Total	0	0	984,063	984,063	0	0
200189-00000	DESIGNATED TUITION-SPH-MADDOCK SUPP						
	Account Total	100,500	0	0	0	0	100,500

Printed on a Xerox 9700 Laser Printing System at the Computing Services Center / Texas A&M University

Form: URGB01 (02/05/85)

Account	Description	Beginning Balance	Revenues	Net Allocations	Expenditures	Increase (Decrease)	Ending Balance
200189-00001	OFFICE OF STUDENT AFFAIRS						
	Expense						
	Operations and Maintenance				12,000		
	Account Total	0	0	0	12,000	12,000-	12,000-
200189-00002	DESIGNATED ACADEMIC AFFAIRS						
	Expense						
	Operations and Maintenance				20,000		
	Account Total	0	0	0	20,000	20,000-	20,000-
200189-00003	DESIGNATED ADMINISTRATION						
	Revenue						
	Sales and Services		8,000				
	Expense						
	Wages				20,000		
	Benefits				500		
	Utilities				1,000		
	Operations and Maintenance				55,000		
	Account Total	0	8,000	0	76,500	68,500-	68,500-
202040-00000	INTEREST INCOME						
	Revenue						
	Investment Income		1,672,402				
	Account Total	4,726,877	1,672,402	6,399,279-	0	4,726,877-	0
202041-00000	DISCRETIONARY-OIT						
	Expense						
	Salaries - Non-Faculty				360		
	Account Total	360	0	0	360	360-	0
202043-00000	DISCRETIONARY-MKTG & COMMUNICATIONS						
	Expense						
	Wages				1,500		
	Benefits				200		
	Operations and Maintenance				3,300		
	Account Total	5,000	0	0	5,000	5,000-	0
202044-00000	DISCRETIONARY-CLINICAL STRATEGY						
	Expense						
	Operations and Maintenance				5,000		
	Account Total	0	0	5,000	5,000	0	0
202047-00000	DISCRETIONARY-FINANCE & ADMIN						
	Expense						
	Salaries - Non-Faculty				90		
	Operations and Maintenance				4,910		
	Account Total	0	0	5,000	5,000	0	0

Printed on a Xerox 9700 Laser Printing System at the Computing Services Center / Texas A&M University

Form: URGB01 (02/05/85)

Account	Description	Beginning Balance	Revenues	Net Allocations	Expenditures	Increase (Decrease)	Ending Balance
202059-00000	SPH DEAN'S EXCELLENCE FUNDS						
	Expense						
	Operations and Maintenance				53,529		
	Account Total	145,265	0	0	53,529	53,529-	91,736
202059-00002	COMMUNICATIONS INITIATIVES						
	Expense						
	Operations and Maintenance				15,000		
	Account Total	0	0	0	15,000	15,000-	15,000-
202059-21001	CON DEV PROJECT - APPIAH						
	Expense						
	Salaries - Non-Faculty				10,000		
	Benefits				2,000		
	Account Total	0	0	0	12,000	12,000-	12,000-
202059-22000	SPH OFFICE OF RESEARCH						
	Expense						
	Operations and Maintenance				4,000		
	Account Total	0	0	0	4,000	4,000-	4,000-
202059-24000	SRHRC BASELINE FUNDING - BOLIN						
	Expense						
	Salaries - Non-Faculty				3,333		
	Benefits				3,000		
	Operations and Maintenance				6,667		
	Account Total	0	0	0	13,000	13,000-	13,000-
202059-26240	DEAN SCHOLARSHIP AWARD - EOH						
	Expense						
	Scholarships				5,000		
	Account Total	0	0	0	5,000	5,000-	5,000-
202059-26250	DEAN SCHOLARSHIP AWARD - EPI/BIO						
	Expense						
	Scholarships				5,000		
	Account Total	0	0	0	5,000	5,000-	5,000-
202059-26260	DEAN SCHOLARSHIP AWARD - HPM						
	Expense						
	Scholarships				5,000		
	Account Total	0	0	0	5,000	5,000-	5,000-
202059-26270	DEAN SCHOLARSHIP AWARD - HPCH						
	Expense						
	Scholarships				5,000		
	Account Total	0	0	0	5,000	5,000-	5,000-

Printed on a Xerox 9700 Laser Printing System at the Computing Services Center / Texas A&M University

Form: URGB01 (02/05/85)

Account	Description	Beginning Balance	Revenues	Net Allocations	Expenditures	Increase (Decrease)	Ending Balance
202059-31000	REDI PILOT AWARD - CALLAGHAN						
	Expense						
	Salaries - Non-Faculty				13,138		
	Account Total	0	0	0	13,138	13,138-	13,138-
202059-55000	ENVIRONMENTAL GRAND CHALLEGE-HORNEY						
	Expense						
	Salaries - Faculty				14,598		
	Account Total	0	0	0	14,598	14,598-	14,598-
203100-00000	MSRDP-COM-ADMINISTRATION						
	Expense						
	Salaries - Faculty				121,142		
	Account Total	0	0	0	121,142	121,142-	121,142-
203100-00002	COM ADMINISTRATION						
	Expense						
	Salaries - Non-Faculty				575,460		
	Account Total	0	0	0	575,460	575,460-	575,460-
203101-00000	MSRDP-COM-FAMILY MEDICINE						
	Revenue						
	Sales and Services		13,000,000				
	Expense						
	Salaries - Faculty				3,324,000		
	Salaries - Non-Faculty				2,586,000		
	Wages				150,000		
	Benefits				1,409,000		
	Utilities				9,000		
	Operations and Maintenance				5,522,000		
	Account Total	0	13,000,000	0	13,000,000	0	0
203101-00001	TAMP NAVASOTA						
	Expense						
	Salaries - Faculty				143,500		
	Account Total	0	0	0	143,500	143,500-	143,500-
203101-10000	SPORTS MEDICINE FELLOWSHIP						
	Expense						
	Salaries - Faculty				193,600		
	Account Total	0	0	0	193,600	193,600-	193,600-
203101-64583	COLLERECTAL GRANT COST SHARE - PY3						
	Expense						
	Salaries - Faculty				1,269		
	Account Total	0	0	0	1,269	1,269-	1,269-

Printed on a Xerox 9700 Laser Printing System at the Computing Services Center / Texas A&M University

Form: URGB01 (02/05/85)

Account	Description	Beginning Balance	Revenues	Net Allocations	Expenditures	Increase (Decrease)	Ending Balance
203101-68131	COST SHARE FOR WOMENS HEALTH GRANT						
	Expense						
	Salaries - Faculty				2,419		
	Account Total	0	0	0	2,419	2,419-	2,419-
203103-00000	MSRDP-COM-BEHAVIORAL HEALTH SVC						
	Expense						
	Salaries - Faculty				275,789		
	Salaries - Non-Faculty				40,653		
	Account Total	0	0	0	316,442	316,442-	316,442-
203108-00000	MSRDP-GRADUATE MEDICAL EDUCATION						
	Expense						
	Salaries - Faculty				208,800		
	Salaries - Non-Faculty				1,501,799		
	Account Total	0	0	0	1,710,599	1,710,599-	1,710,599-
203112-00000	MSRDP-INTERNAL MEDICINE						
	Expense						
	Salaries - Faculty				161,900		
	Account Total	0	0	0	161,900	161,900-	161,900-
203115-00000	MSRDP-COM-CLINICAL SERVICES						
	Expense						
	Salaries - Faculty				90		
	Account Total	0	0	0	90	90-	90-
203520-00000	CLINIC-PROF SERV-STERILIZATION						
	Revenue						
	Sales and Services		130,000				
	Expense						
	Salaries - Faculty				2,497		
	Salaries - Non-Faculty				49,915		
	Benefits				19,225		
	Operations and Maintenance				58,363		
	Account Total	0	130,000	0	130,000	0	0
203620-00000	PAVILION SURGERY CENTER						
	Revenue						
	Sales and Services		20,000				
	Expense						
	Salaries - Faculty				3,305		
	Benefits				578		
	Operations and Maintenance				16,117		
	Account Total	0	20,000	0	20,000	0	0

Printed on a Xerox 9700 Laser Printing System at the Computing Services Center / Texas A&M University

Form: URGB01 (02/05/85)

Account	Description	Beginning Balance	Revenues	Net Allocations	Expenditures	Increase (Decrease)	Ending Balance
203715-00000	CLINIC-PROF SRV-ORAL SURGERY-PRO SR						
	Revenue						
	Sales and Services		1,800,000				
	Expense						
	Salaries - Faculty				744,568		
	Salaries - Non-Faculty				335,890		
	Benefits				226,530		
	Operations and Maintenance				493,012		
	Account Total	0	1,800,000	0	1,800,000	0	0
203750-00000	CENTER MAXILLOFACIAL PROSTHODONTICS						
	Revenue						
	Sales and Services		950,000				
	Expense						
	Salaries - Faculty				57,640		
	Salaries - Non-Faculty				186,397		
	Benefits				76,848		
	Operations and Maintenance				629,115		
	Account Total	0	950,000	0	950,000	0	0
203760-00000	IMAGING CENTER						
	Revenue						
	Sales and Services		375,000				
	Expense						
	Salaries - Faculty				22,644		
	Salaries - Non-Faculty				158,417		
	Benefits				65,883		
	Operations and Maintenance				128,056		
	Account Total	0	375,000	0	375,000	0	0
203761-00000	IMAGING CENTER-PRIOR YEAR INCOME						
	Expense						
	Salaries - Faculty				117,940		
	Benefits				22,287		
	Account Total	140,227	0	0	140,227	140,227-	0
205080-00000	1115 WAIVER RHP 8 ANCHOR						
	Expense						
	Salaries - Faculty				44,580		
	Salaries - Non-Faculty				152,022		
	Account Total	0	0	0	196,602	196,602-	196,602-
205091-00000	COD DSRIP INCENTIVE PAYMENTS						
	Revenue						
	Sales and Services		4,000,000				
	Account Total	0	4,000,000	4,000,000-	0	0	0

Printed on a Xerox 9700 Laser Printing System at the Computing Services Center / Texas A&M University

Form: URGB01 (02/05/85)

Account	Description	Beginning Balance	Revenues	Net Allocations	Expenditures	Increase (Decrease)	Ending Balance
205091-00001	PHS - DSRIP						
	Expense						
	Salaries - Faculty				644,776		
	Salaries - Non-Faculty				604,578		
	Benefits				368,106		
	Account Total	417,460	0	1,200,000	1,617,460	417,460-	0
205091-00002	ADMIN - DSRIP						
	Expense						
	Operations and Maintenance				2,800,000		
	Account Total	0	0	2,800,000	2,800,000	0	0
205172-00000	POST DISCHARGE COORDINATED CARE						
	Expense						
	Salaries - Non-Faculty				337,568		
	Account Total	0	0	0	337,568	337,568-	337,568-
205175-00000	HEALTH FOR ALL						
	Expense						
	Salaries - Non-Faculty				90,000		
	Account Total	0	0	0	90,000	90,000-	90,000-
205177-00000	RURAL TELEHEALTH						
	Revenue						
	Sales and Services		500,000				
	Expense						
	Salaries - Non-Faculty				92,000		
	Benefits				30,000		
	Operations and Maintenance				378,000		
	Account Total	0	500,000	0	500,000	0	0
205178-00000	EB DISEASE MANAGEMENT						
	Revenue						
	Sales and Services		325,000				
	Expense						
	Salaries - Faculty				5,000		
	Salaries - Non-Faculty				55,000		
	Wages				6,000		
	Benefits				35,000		
	Operations and Maintenance				224,000		
	Account Total	0	325,000	0	325,000	0	0
205179-00000	CCHD - OPERATIONS						
	Revenue						
	Sales and Services		16,000				
	Expense						
	Operations and Maintenance				11,000		
	Account Total	0	16,000	0	11,000	5,000	5,000

Printed on a Xerox 9700 Laser Printing System at the Computing Services Center / Texas A&M University

Form: URGB01 (02/05/85)

Account	Description	Beginning Balance	Revenues	Net Allocations	Expenditures	Increase (Decrease)	Ending Balance
205179-29002	CHW TRAINING						
	Expense						
	Operations and Maintenance				5,000		
	Account Total	0	0	0	5,000	5,000-	5,000-
205180-00000	RHP 17 ANCHOR DSRIP						
	Expense						
	Salaries - Faculty				44,580		
	Salaries - Non-Faculty				93,540		
	Account Total	0	0	0	138,120	138,120-	138,120-
206004-00000	TEXAS-TRAINING INSTITUTE-EMERG RESP						
	Expense						
	Salaries - Non-Faculty				4,500		
	Benefits				1,200		
	Account Total	5,700	0	0	5,700	5,700-	0
206006-00000	SPH SEMINAR SERIES						
	Revenue						
	Sales and Services		40,000				
	Expense						
	Operations and Maintenance				80,900		
	Account Total	0	40,000	0	80,900	40,900-	40,900-
206006-25001	ERGO CENTER - BENDEN						
	Revenue						
	Sales and Services		25,000				
	Expense						
	Wages				500		
	Operations and Maintenance				24,500		
	Account Total	0	25,000	0	25,000	0	0
206006-26261	ACHE FACHE-MHA HEALTH POLICY						
	Revenue						
	Sales and Services		1,500				
	Account Total	0	1,500	0	0	1,500	1,500
206006-29000	CCHD PROMOTORA TRAINING CEU'S						
	Revenue						
	Sales and Services		80,000				
	Expense						
	Salaries - Non-Faculty				7,400		
	Benefits				2,200		
	Operations and Maintenance				8,600		
	Account Total	0	80,000	0	18,200	61,800	61,800

Printed on a Xerox 9700 Laser Printing System at the Computing Services Center / Texas A&M University

Form: URGB01 (02/05/85)

Account	Description	Beginning Balance	Revenues	Net Allocations	Expenditures	Increase (Decrease)	Ending Balance
206006-57000	OFFICE OF SPECIAL PROGRAMS, QUIRAM						
	Revenue						
	Sales and Services		32,000				
	Expense						
	Salaries - Non-Faculty				16,000		
	Benefits				5,000		
	Operations and Maintenance				3,400		
	Account Total	0	32,000	0	24,400	7,600	7,600
206006-58001	CDSMP & DSMP TRAINING ORY						
	Revenue						
	Sales and Services		7,500				
	Expense						
	Operations and Maintenance				2,500		
	Account Total	0	7,500	0	2,500	5,000	5,000
206006-89000	HDEART-DISPARITIES WORKSHOP						
	Revenue						
	Sales and Services		25,000				
	Expense						
	Operations and Maintenance				60,000		
	Account Total	0	25,000	0	60,000	35,000-	35,000-
206015-00000	CONTINUING EDUCATION						
	Revenue						
	Sales and Services		425,000				
	Expense						
	Salaries - Faculty				67,548		
	Salaries - Non-Faculty				65,254		
	Wages				45,000		
	Benefits				38,523		
	Operations and Maintenance				208,675		
	Account Total	0	425,000	0	425,000	0	0
206025-00000	APHA MEDICATION THERAPY MGMT (MTM)						
	Revenue						
	Sales and Services		2,600				
	Expense						
	Operations and Maintenance				2,600		
	Account Total	0	2,600	0	2,600	0	0
206027-00000	CON CONTINUING EDUCATION OUTREACH						
	Revenue						
	Sales and Services		5,000				
	Expense						
	Operations and Maintenance				5,000		
	Account Total	0	5,000	0	5,000	0	0

Printed on a Xerox 9700 Laser Printing System at the Computing Services Center / Texas A&M University

Form: URGB01 (02/05/85)

Account	Description	Beginning Balance	Revenues	Net Allocations	Expenditures	Increase (Decrease)	Ending Balance
206028-00000	TEXAS MPJE LAW REVIEW COURSE-COP						
	Revenue						
	Sales and Services		7,995				
	Expense						
	Operations and Maintenance				7,995		
	Account Total	0	7,995	0	7,995	0	0
207000-00000	TPEG RESIDENT						
	Expense						
	Scholarships				1,330,235		
	Account Total	0	0	1,330,235	1,330,235	0	0
210040-00002	COM - EMPLOYEE ALLOWANCES						
	Expense						
	Salaries - Faculty				35,100		
	Account Total	0	0	0	35,100	35,100-	35,100-
210130-00000	SPH DESIGNATED						
	Revenue						
	Sales and Services		6,000				
	Expense						
	Wages				3,500		
	Operations and Maintenance				75,000		
	Account Total	0	6,000	0	78,500	72,500-	72,500-
210130-26240	DESIGNATED - EOH						
	Expense						
	Operations and Maintenance				12,500		
	Account Total	0	0	0	12,500	12,500-	12,500-
210130-26250	DESIGNATED EPI/BIO						
	Expense						
	Operations and Maintenance				12,500		
	Account Total	0	0	0	12,500	12,500-	12,500-
210130-26260	DESIGNATED - HPM						
	Expense						
	Operations and Maintenance				20,000		
	Account Total	0	0	0	20,000	20,000-	20,000-
210130-26270	DESIGNATED - HPCHS						
	Expense						
	Operations and Maintenance				12,500		
	Account Total	0	0	0	12,500	12,500-	12,500-
210130-29002	TELEHEALTH PROGRAM MARKETING						
	Revenue						
	Sales and Services		5,000				
	Account Total	0	5,000	0	0	5,000	5,000

Printed on a Xerox 9700 Laser Printing System at the Computing Services Center / Texas A&M University

Form: URGB01 (02/05/85)

Account	Description	Beginning Balance	Revenues	Net Allocations	Expenditures	Increase (Decrease)	Ending Balance
210130-58000	SOCIAL & BEHAVIORAL HLTH - ORY						
	Revenue						
	Sales and Services		125,000				
	Account Total	0	125,000	0	0	125,000	125,000
210200-00000	CLINICAL LEARNING RESOURCE CENTER						
	Revenue						
	Sales and Services		30,000				
	Expense						
	Operations and Maintenance				30,000		
	Account Total	0	30,000	0	30,000	0	0
210230-00000	PHARMACY - DESIGNATED						
	Revenue						
	Sales and Services		2,145				
	Other Operating Inc		272				
	Expense						
	Operations and Maintenance				4,329		
	Account Total	0	2,417	0	4,329	1,912-	1,912-
210230-35502	DR. LU INSYS THERAPEUTICS						
	Expense						
	Operations and Maintenance				85		
	Account Total	0	0	0	85	85-	85-
210230-35504	CHOUDHURY (TRAVEL EXPENSES)						
	Revenue						
	Sales and Services		750				
	Expense						
	Operations and Maintenance				3		
	Account Total	0	750	0	3	747	747
210230-35553	DR. PALAKURTHI TESORX PHARMA						
	Revenue						
	Sales and Services		1,250				
	Account Total	0	1,250	0	0	1,250	1,250
210260-00000	CBHEC-DIABETES CARE TEAM						
	Revenue						
	Sales and Services		500,000				
	Expense						
	Salaries - Non-Faculty				275,000		
	Benefits				63,250		
	Operations and Maintenance				161,750		
	Account Total	0	500,000	0	500,000	0	0

Printed on a Xerox 9700 Laser Printing System at the Computing Services Center / Texas A&M University

Form: URGB01 (02/05/85)

Account	Description	Beginning Balance	Revenues	Net Allocations	Expenditures	Increase (Decrease)	Ending Balance
210290-00000	SPH-HOUSTON METHODIST RESEARCH INST						
	Revenue						
	Sales and Services		125,000				
	Expense						
	Salaries - Faculty				15,000		
	Salaries - Non-Faculty				10,000		
	Wages				1,250		
	Benefits				3,000		
	Operations and Maintenance				95,750		
	Account Total	0	125,000	0	125,000	0	0
210320-00000	TAMHSC MCALLEN CAMPUS OPERATIONS						
	Expense						
	Operations and Maintenance				8,000		
	Account Total	8,000	0	0	8,000	8,000-	0
210340-00014	AMSMIC						
	Expense						
	Salaries - Non-Faculty				3,502		
	Account Total	0	0	0	3,502	3,502-	3,502-
210390-00000	RURAL HOSPITAL OCCURENCE REPORTER						
	Revenue						
	Sales and Services		3,500,000				
	Expense						
	Salaries - Faculty				250,000		
	Salaries - Non-Faculty				2,521,000		
	Wages				100,000		
	Benefits				637,000		
	Operations and Maintenance				300,000		
	Equipment (Capitalized)				100,000		
	Account Total	408,000	3,500,000	0	3,908,000	408,000-	0
210420-00000	HEALTHCARE DATA INTEGRATION						
	Expense						
	Salaries - Non-Faculty				121,749		
	Account Total	0	0	0	121,749	121,749-	121,749-
210430-10000	ANTIBODY & BIOPHARMA CORE DASHWOOD						
	Expense						
	Salaries - Faculty				38,245		
	Account Total	0	0	0	38,245	38,245-	38,245-
210430-50000	GCC-HIGH THROUGPUT SCREENING						
	Expense						
	Salaries - Non-Faculty				15,629		
	Account Total	0	0	0	15,629	15,629-	15,629-

Printed on a Xerox 9700 Laser Printing System at the Computing Services Center / Texas A&M University

Form: URGB01 (02/05/85)

Account	Description	Beginning Balance	Revenues	Net Allocations	Expenditures	Increase (Decrease)	Ending Balance
210460-24000	G D ZHOU-SALARY REIMBURSEMENT						
	Expense						
	Salaries - Non-Faculty				55,734		
	Account Total	0	0	0	55,734	55,734-	55,734-
210470-32000	ATCP SUPPORT, REGISTRATION						
	Revenue						
	Sales and Services		3,500				
	Expense						
	Operations and Maintenance				3,500		
	Account Total	0	3,500	0	3,500	0	0
210500-00000	RCHI-INTERQUAL INCOME *DR*						
	Expense						
	Salaries - Faculty				59,432		
	Salaries - Non-Faculty				19,903		
	Account Total	0	0	0	79,335	79,335-	79,335-
210520-00000	SPH-CONSULTING CONTRACTS						
	Revenue						
	Sales and Services		4,000				
	Expense						
	Operations and Maintenance				30,000		
	Account Total	32,000	4,000	0	30,000	26,000-	6,000
210520-42000	CHOT - CONSULTING						
	Revenue						
	Sales and Services		10,000				
	Expense						
	Operations and Maintenance				10,000		
	Account Total	0	10,000	0	10,000	0	0
210520-68000	UNIVERSITY PALACKEHO - SHARMA SPH						
	Revenue						
	Sales and Services		7,500				
	Expense						
	Salaries - Non-Faculty				7,500		
	Operations and Maintenance				6,000		
	Account Total	0	7,500	0	13,500	6,000-	6,000-
210540-00000	OIT - SERVICE ASSESSMENTS						
	Revenue						
	Sales and Services		3,500				
	Expense						
	Salaries - Non-Faculty				150		
	Wages				2,000		
	Operations and Maintenance				1,350		
	Account Total	0	3,500	0	3,500	0	0

Printed on a Xerox 9700 Laser Printing System at the Computing Services Center / Texas A&M University

Form: URGB01 (02/05/85)

Account	Description	Beginning Balance	Revenues	Net Allocations	Expenditures	Increase (Decrease)	Ending Balance
210550-00000	RCHI-KSTAR						
	Expense						
	Salaries - Faculty				48,000		
	Salaries - Non-Faculty				138,628		
	Account Total	0	0	0	186,628	186,628-	186,628-
210570-00000	SCOTT & WHITE COLLABORATIVE RSH-PHY						
	Expense						
	Salaries - Non-Faculty				224,877		
	Account Total	0	0	0	224,877	224,877-	224,877-
210590-44000	HOOK ROYALTY INCOME						
	Expense						
	Salaries - Non-Faculty				47,000		
	Account Total	0	0	0	47,000	47,000-	47,000-
210620-91000	BUDGET DESIGNATED-ACADEMIC SUPPORT						
	Revenue						
	Fees		157,791				
	Contracts and Grant		1,000,000				
	Sales and Services		137,973				
	Expense						
	Salaries - Faculty				2,980,857-		
	Salaries - Non-Faculty				4,000,000-		
	Wages				244,921		
	Benefits				138,549		
	Utilities				1,000		
	Scholarships				1,000,000		
	Operations and Maintenance				46,418-		
	Equipment (Capitalized)				1,900,000		
	Account Total	40,871-	1,295,764	0	3,742,805-	5,038,569	4,997,698
210670-00000	COMMUNITY ED & OUTREACH PROGRAMS						
	Expense						
	Operations and Maintenance				2,000		
	Account Total	2,000	0	0	2,000	2,000-	0
210700-00000	SPH SERVICES-OTHER CONTRACTED						
	Revenue						
	Sales and Services		10,000				
	Expense						
	Operations and Maintenance				3,500		
	Account Total	0	10,000	0	3,500	6,500	6,500

Printed on a Xerox 9700 Laser Printing System at the Computing Services Center / Texas A&M University

Form: URGB01 (02/05/85)

Account	Description	Beginning Balance	Revenues	Net Allocations	Expenditures	Increase (Decrease)	Ending Balance
210700-29000	CCHD-CONTRACTS AND SERVICES						
	Revenue						
	Sales and Services		45,000				
	Expense						
	Salaries - Non-Faculty				10,000		
	Benefits				4,000		
	Operations and Maintenance				31,000		
	Account Total	0	45,000	0	45,000	0	0
210700-58000	ORY-LIFE BEYOND CANCER FOUNDATION						
	Expense						
	Salaries - Non-Faculty				5,000		
	Benefits				1,500		
	Account Total	0	0	0	6,500	6,500-	6,500-
210700-64000	FEASIBILITY STUDY - SHIPLEY_CENTER						
	Revenue						
	Sales and Services		2,500				
	Expense						
	Operations and Maintenance				2,500		
	Account Total	0	2,500	0	2,500	0	0
210740-00000	SPH ROYALTY REVENUE						
	Revenue						
	Other Operating Inc		10,000				
	Expense						
	Operations and Maintenance				10,000		
	Account Total	0	10,000	0	10,000	0	0
210790-00000	PROBE SUPPORT						
	Expense						
	Salaries - Non-Faculty				95,226		
	Account Total	0	0	0	95,226	95,226-	95,226-
210860-00000	KRUSE CHAIR SALARY ACCOUNT - KUO						
	Expense						
	Salaries - Faculty				44,002		
	Account Total	0	0	0	44,002	44,002-	44,002-
210880-00000	RESEARCH SALARY ACCOUNT - S&W						
	Expense						
	Salaries - Non-Faculty				12,591		
	Account Total	0	0	0	12,591	12,591-	12,591-
210900-00000	SPH-NIGERIA REACH CARE FOUNDATION						
	Expense						
	Scholarships				50,000		
	Operations and Maintenance				30,000		
	Account Total	111,000	0	0	80,000	80,000-	31,000

Printed on a Xerox 9700 Laser Printing System at the Computing Services Center / Texas A&M University

Form: URGB01 (02/05/85)

Account	Description	Beginning Balance	Revenues	Net Allocations	Expenditures	Increase (Decrease)	Ending Balance
210900-67000	REACH CARE FOUNDATION - SPH ADMIN						
	Expense						
	Operations and Maintenance				31,000		
	Account Total	0	0	0	31,000	31,000-	31,000-
210910-00000	RCHI-CONSULTING SERVICES						
	Expense						
	Salaries - Non-Faculty				124,592		
	Account Total	0	0	0	124,592	124,592-	124,592-
210920-00000	RCHI-PEER REVIEW						
	Expense						
	Salaries - Faculty				14,440		
	Salaries - Non-Faculty				363,169		
	Account Total	0	0	0	377,609	377,609-	377,609-
211050-00000	SELF INSURANCE RESERVES						
	Revenue						
	Fees		50,000				
	Expense						
	Operations and Maintenance				50,000		
	Account Total	0	50,000	0	50,000	0	0
211070-00000	RESEARCH SALARY ACCOUNT-INTERNAL ME						
	Expense						
	Salaries - Faculty				39,407		
	Account Total	0	0	0	39,407	39,407-	39,407-
211150-00000	DESIGNATED TUITION-COD						
	Account Total	444,063	0	444,063-	0	444,063-	0
211171-00000	COD SUPPORT						
	Revenue						
	Gifts		120,000				
	Sales and Services		32,000				
	Expense						
	Operations and Maintenance				302,000		
	Account Total	150,000	152,000	0	302,000	150,000-	0
211175-00002	UCT SERVICE						
	Revenue						
	Sales and Services		40,000				
	Expense						
	Salaries - Non-Faculty				11,869		
	Benefits				1,884		
	Operations and Maintenance				26,247		
	Account Total	0	40,000	0	40,000	0	0

Printed on a Xerox 9700 Laser Printing System at the Computing Services Center / Texas A&M University

Form: URGB01 (02/05/85)

Account	Description	Beginning Balance	Revenues	Net Allocations	Expenditures	Increase (Decrease)	Ending Balance
211175-00004	HISTOLOGY LAB						
	Revenue						
	Sales and Services		5,500				
	Expense						
	Operations and Maintenance				5,500		
	Account Total	0	5,500	0	5,500	0	0
211530-00000	CHILDREN'S MEDICAL CENTER						
	Revenue						
	Sales and Services		923,950				
	Expense						
	Salaries - Faculty				617,433		
	Salaries - Non-Faculty				110,154		
	Benefits				111,798		
	Operations and Maintenance				84,565		
	Account Total	0	923,950	0	923,950	0	0
211540-00000	SCOTTISH RITE						
	Revenue						
	Sales and Services		249,690				
	Expense						
	Salaries - Faculty				209,777		
	Salaries - Non-Faculty				12,341		
	Benefits				37,065		
	Operations and Maintenance				31,433		
	Account Total	40,926	249,690	0	290,616	40,926-	0
211550-00000	BAYLOR MEDICAL CENTER						
	Revenue						
	Sales and Services		428,975				
	Expense						
	Salaries - Non-Faculty				327,496		
	Benefits				101,479		
	Account Total	0	428,975	0	428,975	0	0
211560-00000	PARKLAND - COUNTY JAIL CONTRACT						
	Revenue						
	Sales and Services		432,864				
	Expense						
	Salaries - Non-Faculty				343,869		
	Benefits				88,995		
	Account Total	0	432,864	0	432,864	0	0

Printed on a Xerox 9700 Laser Printing System at the Computing Services Center / Texas A&M University

Form: URGB01 (02/05/85)

Account	Description	Beginning Balance	Revenues	Net Allocations	Expenditures	Increase (Decrease)	Ending Balance
211570-00000	JUVENILE DETENTION CENTER CONTRACT						
	Revenue						
	Sales and Services		116,000				
	Expense						
	Salaries - Non-Faculty				44,830		
	Benefits				17,569		
	Operations and Maintenance				53,601		
	Account Total	0	116,000	0	116,000	0	0
212020-00000	PHARMACY INTERN RECRUITMENT FAIR						
	Expense						
	Operations and Maintenance				41,197		
	Account Total	41,197	0	0	41,197	41,197-	0
212070-00000	NURSING QUALITY & SAFETY COLL PROG						
	Expense						
	Salaries - Non-Faculty				120,835		
	Account Total	0	0	0	120,835	120,835-	120,835-
212100-00000	CAMPUS OPERATIONS						
	Revenue						
	Sales and Services		1,200				
	Investment Income		1,412,280				
	Expense						
	Wages				9,060		
	Benefits				700		
	Account Total	0	1,413,480	1,403,720-	9,760	0	0
212101-00000	FACILITIES OUTSOURCE						
	Expense						
	Operations and Maintenance				281,575		
	Account Total	0	0	4,528,291	281,575	4,246,716	4,246,716
212101-10000	FACILITIES-BRYAN						
	Revenue						
	Investment Income		120,000				
	Account Total	0	120,000	0	0	120,000	120,000
212101-20000	FACILITIES-COLLEGE STATION						
	Expense						
	Operations and Maintenance				370,468		
	Account Total	0	0	0	370,468	370,468-	370,468-
212101-30000	FACILITIES-DALLAS						
	Expense						
	Operations and Maintenance				3,996,248		
	Account Total	0	0	0	3,996,248	3,996,248-	3,996,248-

Printed on a Xerox 9700 Laser Printing System at the Computing Services Center / Texas A&M University

Form: URGB01 (02/05/85)

Account	Description	Beginning Balance	Revenues	Net Allocations	Expenditures	Increase (Decrease)	Ending Balance
212102-00000	ENVIRONMENTAL HEALTH & SAFETY						
	Expense						
	Operations and Maintenance				36,750		
	Account Total	0	0	92,500	36,750	55,750	55,750
212102-10000	EHS-BRYAN						
	Revenue						
	Investment Income		25,000				
	Expense						
	Operations and Maintenance				17,500		
	Account Total	0	25,000	0	17,500	7,500	7,500
212102-20000	EHS-COLLEGE STATION						
	Expense						
	Operations and Maintenance				39,000		
	Account Total	0	0	0	39,000	39,000-	39,000-
212102-30000	EHS-DALLAS						
	Expense						
	Operations and Maintenance				22,000		
	Account Total	0	0	0	22,000	22,000-	22,000-
212102-50000	EHS-KINGSVILLE						
	Expense						
	Operations and Maintenance				1,000		
	Account Total	0	0	0	1,000	1,000-	1,000-
212102-70000	EHS-ROUNDROCK						
	Expense						
	Operations and Maintenance				750		
	Account Total	0	0	0	750	750-	750-
212102-80000	EHS-TEMPLE						
	Expense						
	Operations and Maintenance				500		
	Account Total	0	0	0	500	500-	500-
212103-00000	SECURITY						
	Expense						
	Operations and Maintenance				5,994		
	Account Total	0	0	66,924	5,994	60,930	60,930
212103-10000	SECURITY-BRYAN						
	Expense						
	Operations and Maintenance				11,500		
	Account Total	0	0	0	11,500	11,500-	11,500-

Printed on a Xerox 9700 Laser Printing System at the Computing Services Center / Texas A&M University

Form: URGB01 (02/05/85)

Account	Description	Beginning Balance	Revenues	Net Allocations	Expenditures	Increase (Decrease)	Ending Balance
212103-20000	SECURITY-COLLEGE STATION						
	Expense						
	Operations and Maintenance				35,330		
	Account Total	0	0	0	35,330	35,330-	35,330-
212103-30000	SECURITY-DALLAS						
	Expense						
	Operations and Maintenance				3,400		
	Account Total	0	0	0	3,400	3,400-	3,400-
212103-40000	SECURITY-HOUSTON						
	Expense						
	Operations and Maintenance				1,000		
	Account Total	0	0	0	1,000	1,000-	1,000-
212103-60000	SECURITY-MCALLEN						
	Expense						
	Operations and Maintenance				3,800		
	Account Total	0	0	0	3,800	3,800-	3,800-
212103-70000	SECURITY-ROUNDROCK						
	Expense						
	Operations and Maintenance				5,900		
	Account Total	0	0	0	5,900	5,900-	5,900-
212105-00000	UTILITIES						
	Account Total	207,485	0	4,461,844	0	4,461,844	4,669,329
212105-10000	UTILITIES-BRYAN						
	Expense						
	Utilities				1,154,912		
	Operations and Maintenance				4,000		
	Account Total	0	0	0	1,158,912	1,158,912-	1,158,912-
212105-20000	UTILITIES-COLLEGE STATION						
	Expense						
	Utilities				1,505,079		
	Operations and Maintenance				4,000		
	Account Total	0	0	0	1,509,079	1,509,079-	1,509,079-
212105-40000	UTILITIES-HOUSTON						
	Expense						
	Utilities				1,000,000		
	Operations and Maintenance				25,243		
	Account Total	0	0	0	1,025,243	1,025,243-	1,025,243-

Printed on a Xerox 9700 Laser Printing System at the Computing Services Center / Texas A&M University

Form: URGB01 (02/05/85)

Account	Description	Beginning Balance	Revenues	Net Allocations	Expenditures	Increase (Decrease)	Ending Balance
212105-50000	UTILITIES-KINGSVILLE						
	Expense						
	Utilities				313,734		
	Operations and Maintenance				10,000		
	Account Total	0	0	0	323,734	323,734-	323,734-
212105-60000	UTILITIES-MCALLEN						
	Expense						
	Utilities				46,272		
	Account Total	0	0	0	46,272	46,272-	46,272-
212105-70000	UTILITIES-ROUNDROCK						
	Expense						
	Utilities				231,089		
	Account Total	0	0	0	231,089	231,089-	231,089-
212105-80000	UTILITIES-TEMPLE						
	Expense						
	Utilities				375,000		
	Account Total	0	0	0	375,000	375,000-	375,000-
212106-20000	CUSTODIAL-COLLEGE STATION						
	Expense						
	Operations and Maintenance				239,311		
	Account Total	0	0	0	239,311	239,311-	239,311-
212118-00101	1020 HOLCOMBE - FACILITIES						
	Expense						
	Operations and Maintenance				10,000		
	Account Total	0	0	0	10,000	10,000-	10,000-
212118-00103	1020 HOLCOMBE - SECURITY						
	Expense						
	Operations and Maintenance				10,000		
	Account Total	0	0	0	10,000	10,000-	10,000-
212118-00105	1020 HOLCOMBE - UTILITIES						
	Expense						
	Utilities				250,000		
	Operations and Maintenance				10,000		
	Account Total	0	0	0	260,000	260,000-	260,000-
212210-00000	PREVENTIVE MEDICINE-SERVICES						
	Expense						
	Salaries - Faculty				67,017		
	Account Total	0	0	0	67,017	67,017-	67,017-

Printed on a Xerox 9700 Laser Printing System at the Computing Services Center / Texas A&M University

Form: URGB01 (02/05/85)

Account	Description	Beginning Balance	Revenues	Net Allocations	Expenditures	Increase (Decrease)	Ending Balance
212270-00000	VICTORIA - FMR						
	Revenue						
	Sales and Services		2,390,948				
	Expense						
	Salaries - Faculty				1,104,000		
	Salaries - Non-Faculty				180,000		
	Wages				1,000		
	Benefits				372,360		
	Operations and Maintenance				733,588		
	Account Total	0	2,390,948	0	2,390,948	0	0
212320-00000	HIT FEE FOR SERVICES						
	Expense						
	Salaries - Non-Faculty				100,036		
	Account Total	0	0	0	100,036	100,036-	100,036-
212340-00000	CENTER FOR ADVANCED IMAGING						
	Expense						
	Salaries - Non-Faculty				45,720		
	Account Total	0	0	0	45,720	45,720-	45,720-
212350-00000	DADS SITE SURVEY						
	Expense						
	Salaries - Faculty				14,440		
	Salaries - Non-Faculty				227,523		
	Account Total	0	0	0	241,963	241,963-	241,963-
212360-00000	Z. CHEN-ENGINEERING PAYROLL SUPPORT						
	Expense						
	Salaries - Faculty				121,461		
	Account Total	0	0	0	121,461	121,461-	121,461-
212370-00000	ALKHATEEB-SALMAN BIN ABDUL AZIZ UNI						
	Expense						
	Operations and Maintenance				3,190		
	Account Total	3,190	0	0	3,190	3,190-	0
212390-00000	KSTAR NURSING						
	Expense						
	Salaries - Faculty				13,998		
	Salaries - Non-Faculty				58,053		
	Account Total	0	0	0	72,051	72,051-	72,051-
212420-00000	DR. JAMES ROBERTSON JR. MAKE A DIFF						
	Revenue						
	Other Operating Inc		73				
	Expense						
	Operations and Maintenance				7,574		
	Account Total	7,501	73	0	7,574	7,501-	0

Printed on a Xerox 9700 Laser Printing System at the Computing Services Center / Texas A&M University

Form: URGB01 (02/05/85)

Account	Description	Beginning Balance	Revenues	Net Allocations	Expenditures	Increase (Decrease)	Ending Balance
212500-00000	HSC-ENHEALTH SUPPORT						
	Expense						
	Salaries - Faculty				87,818		
	Account Total	0	0	0	87,818	87,818-	87,818-
212510-00000	STATE PSYCHIATRIC HOSPITAL						
	Expense						
	Salaries - Non-Faculty				54,262		
	Account Total	0	0	0	54,262	54,262-	54,262-
215000-00000	PUF EQUIPMENT ALLOCATION						
	Expense						
	Operations and Maintenance				1,699,000		
	Equipment (Capitalized)				6,501,000		
	Account Total	0	0	15,000,000	8,200,000	6,800,000	6,800,000
220080-00000	GRADUATION/DIPLOMA FEE-CON						
	Revenue						
	Fees		22,700				
	Expense						
	Operations and Maintenance				22,700		
	Account Total	0	22,700	0	22,700	0	0
220090-00000	GRADUATION/DIPLOMA FEE-COP						
	Revenue						
	Fees		11,000				
	Expense						
	Operations and Maintenance				35,149		
	Account Total	24,149	11,000	0	35,149	24,149-	0
220110-00000	GRADUATION/DIPLOMA FEES-SPH						
	Revenue						
	Fees		25,000				
	Expense						
	Operations and Maintenance				25,000		
	Account Total	0	25,000	0	25,000	0	0
220220-00000	GROSS ANATOMY COURSE FEE						
	Revenue						
	Fees		37,500				
	Expense						
	Operations and Maintenance				37,500		
	Account Total	0	37,500	0	37,500	0	0

Printed on a Xerox 9700 Laser Printing System at the Computing Services Center / Texas A&M University

Form: URGB01 (02/05/85)

Account	Description	Beginning Balance	Revenues	Net Allocations	Expenditures	Increase (Decrease)	Ending Balance
220230-00000	DISTANCE EDUCATION FEE						
	Revenue						
	Fees		85,000				
	Expense						
	Salaries - Non-Faculty				35,000		
	Operations and Maintenance				50,000		
	Account Total	0	85,000	0	85,000	0	0
220250-00000	PROF CURRICULUM APPLICATION FEE						
	Revenue						
	Fees		180,000				
	Expense						
	Salaries - Faculty				35,000		
	Wages				18,000		
	Benefits				8,050		
	Operations and Maintenance				118,950		
	Account Total	0	180,000	0	180,000	0	0
220270-00000	COM-BUDGET ONLY - FEES						
	Revenue						
	Fees		422,400				
	Expense						
	Operations and Maintenance				422,400		
	Account Total	0	422,400	0	422,400	0	0
220290-00000	STUDENT SERVICE FEE-SPH						
	Expense						
	Operations and Maintenance				10,000		
	Account Total	0	0	10,000	10,000	0	0
220300-00000	PHARMACY - APPLICATION FEES						
	Revenue						
	Fees		30,400				
	Expense						
	Operations and Maintenance				251,126		
	Account Total	220,726	30,400	0	251,126	220,726-	0
220310-00000	NURSING-PROF LIABILITY FEE						
	Revenue						
	Fees		10,917				
	Expense						
	Operations and Maintenance				10,917		
	Account Total	0	10,917	0	10,917	0	0

Printed on a Xerox 9700 Laser Printing System at the Computing Services Center / Texas A&M University

Form: URGB01 (02/05/85)

Account	Description	Beginning Balance	Revenues	Net Allocations	Expenditures	Increase (Decrease)	Ending Balance
220320-00000	NURSING-COURSE FEES						
	Revenue						
	Fees		154,420				
	Expense						
	Salaries - Faculty				22,397		
	Wages				38,900		
	Benefits				7,355		
	Operations and Maintenance				85,768		
	Account Total	0	154,420	0	154,420	0	0
220360-00000	DESIGNATED-WAIVERS/EXEMPTIONS						
	Revenue						
	Discounts and Allow		686,372-				
	Discounts and Allow		893,434-				
	Exemptions		396,575				
	Expense						
	Scholarships				396,575		
	Scholarship Discounts				1,844,422-		
	Operations and Maintenance				264,616		
	Account Total	0	1,183,231-	0	1,183,231-	0	0
220400-00000	NURSING-INSTRUCTIONAL ENHANCEMENT F						
	Revenue						
	Fees		189,784				
	Expense						
	Wages				8,100		
	Benefits				1,377		
	Operations and Maintenance				180,307		
	Account Total	0	189,784	0	189,784	0	0
220410-00000	COM-INSTRUCTIONAL ENHANCEMENT FEE						
	Revenue						
	Fees		103,562				
	Expense						
	Operations and Maintenance				103,562		
	Account Total	0	103,562	0	103,562	0	0
220420-00000	COP-INSTRUCTIONAL ENHANCEMENT FEE						
	Revenue						
	Fees		695,520				
	Expense						
	Salaries - Non-Faculty				7,383		
	Wages				3,422		
	Benefits				287		
	Operations and Maintenance				368,306		
	Account Total	0	695,520	0	379,398	316,122	316,122

Printed on a Xerox 9700 Laser Printing System at the Computing Services Center / Texas A&M University

Form: URGB01 (02/05/85)

Account	Description	Beginning Balance	Revenues	Net Allocations	Expenditures	Increase (Decrease)	Ending Balance
220420-03500	COP-INSTRUCTIONAL ENHANCEMENT						
	Expense						
	Wages				12,704		
	Benefits				80		
	Operations and Maintenance				43,425		
	Equipment (Capitalized)				7,728		
	Account Total	0	0	0	63,937	63,937-	63,937-
220420-03510	STUDENT AFFAIRS						
	Expense						
	Wages				16,372		
	Benefits				125		
	Account Total	0	0	0	16,497	16,497-	16,497-
220420-03520	ACADEMIC AFFAIRS						
	Expense						
	Wages				23,648		
	Benefits				383		
	Operations and Maintenance				41,049		
	Account Total	0	0	0	65,080	65,080-	65,080-
220420-03530	FINANCE AND ADMINISTRATION						
	Expense						
	Wages				27,696		
	Benefits				102		
	Operations and Maintenance				36,200		
	Account Total	0	0	0	63,998	63,998-	63,998-
220420-03540	PHARMACEUTICAL SCIENCES						
	Expense						
	Wages				12,114		
	Benefits				455		
	Account Total	0	0	0	12,569	12,569-	12,569-
220420-03550	PHARMACY PRACTICE						
	Expense						
	Wages				7,721		
	Benefits				272		
	Account Total	0	0	0	7,993	7,993-	7,993-
220420-03560	PHARMACEUTICAL RESEARCH FACILI						
	Expense						
	Wages				13,770		
	Benefits				101		
	Account Total	0	0	0	13,871	13,871-	13,871-

Printed on a Xerox 9700 Laser Printing System at the Computing Services Center / Texas A&M University

Form: URGB01 (02/05/85)

Account	Description	Beginning Balance	Revenues	Net Allocations	Expenditures	Increase (Decrease)	Ending Balance
220420-03570	OFFICE OF EXPERIENTIAL EDUCATION						
	Expense						
	Wages				2,100		
	Benefits				8		
	Operations and Maintenance				65,000		
	Account Total	0	0	0	67,108	67,108-	67,108-
220420-13500	OFFICE OF THE DEAN - COLLEGE STATIO						
	Expense						
	Wages				2,811		
	Benefits				10		
	Operations and Maintenance				2,248		
	Account Total	0	0	0	5,069	5,069-	5,069-
220450-00000	SPH-INSTRUCTIONAL ENHANCEMENT FEE						
	Revenue						
	Fees		400,000				
	Expense						
	Salaries - Faculty				75,000		
	Salaries - Non-Faculty				75,000		
	Wages				10,000		
	Benefits				25,000		
	Operations and Maintenance				125,000		
	Account Total	0	400,000	0	310,000	90,000	90,000
220450-26240	INSTRUCTIONAL ENHANCEMENT-PHEO						
	Expense						
	Operations and Maintenance				10,000		
	Account Total	0	0	0	10,000	10,000-	10,000-
220450-26250	INSTRUCTIONAL ENHANCEMENT - EPI						
	Expense						
	Operations and Maintenance				10,000		
	Account Total	0	0	0	10,000	10,000-	10,000-
220450-26260	INSTRUCTIONAL ENHANCEMENT - HPM						
	Expense						
	Operations and Maintenance				10,000		
	Account Total	0	0	0	10,000	10,000-	10,000-
220450-26270	INSTRUCTIONAL ENHANCEMENT - HPCHS						
	Expense						
	Operations and Maintenance				10,000		
	Account Total	0	0	0	10,000	10,000-	10,000-
220450-99050	MADDOCK CLASSROOM RENOVATIONS						
	Expense						
	Operations and Maintenance				50,000		
	Account Total	0	0	0	50,000	50,000-	50,000-

Printed on a Xerox 9700 Laser Printing System at the Computing Services Center / Texas A&M University

Form: URGB01 (02/05/85)

Account	Description	Beginning Balance	Revenues	Net Allocations	Expenditures	Increase (Decrease)	Ending Balance
220460-00000	STUDENT SERVICE FEE-COM						
	Expense						
	Operations and Maintenance				170,000		
	Account Total	0	0	170,000	170,000	0	0
220490-00000	SPH - PRACTICUM FEES						
	Revenue						
	Fees		2,500				
	Expense						
	Operations and Maintenance				2,500		
	Account Total	12,000	2,500	0	2,500	0	12,000
220490-12000	PUBLIC HEALTH PRACTICE						
	Expense						
	Operations and Maintenance				12,000		
	Account Total	0	0	0	12,000	12,000-	12,000-
220520-00000	LIBRARY ACCESS FEES						
	Revenue						
	Fees		1,430,000				
	Expense						
	Operations and Maintenance				1,430,000		
	Account Total	0	1,430,000	0	1,430,000	0	0
220605-00000	LATE PYMT/RETURNED CHECK FEE-VPAA						
	Revenue						
	Fees		15,000				
	Expense						
	Operations and Maintenance				15,000		
	Account Total	0	15,000	0	15,000	0	0
220630-00000	LATE REGISTRATION FEE-REGISTRAR						
	Revenue						
	Fees		5,500				
	Expense						
	Operations and Maintenance				5,500		
	Account Total	0	5,500	0	5,500	0	0
220640-00000	PHARMACY-PROFESSIONAL ACTIVITY FEES						
	Revenue						
	Fees		414,000				
	Expense						
	Operations and Maintenance				371,409		
	Account Total	0	414,000	0	371,409	42,591	42,591
220640-03500	OFFICE OF THE DEAN						
	Expense						
	Operations and Maintenance				15,165		
	Account Total	0	0	0	15,165	15,165-	15,165-

Printed on a Xerox 9700 Laser Printing System at the Computing Services Center / Texas A&M University

Form: URGB01 (02/05/85)

Account	Description	Beginning Balance	Revenues	Net Allocations	Expenditures	Increase (Decrease)	Ending Balance
220640-03510	STUDENT AFFAIRS						
	Expense						
	Wages				1,000		
	Benefits				154		
	Operations and Maintenance				1,243		
	Account Total	0	0	0	2,397	2,397-	2,397-
220640-03520	ACADEMIC AFFAIRS						
	Expense						
	Operations and Maintenance				10,000		
	Account Total	0	0	0	10,000	10,000-	10,000-
220640-03530	FINANCE AND ADMINISTRATION						
	Expense						
	Operations and Maintenance				3,500		
	Account Total	0	0	0	3,500	3,500-	3,500-
220640-03540	PHARMACEUTICAL SCIENCES						
	Expense						
	Operations and Maintenance				193		
	Account Total	0	0	0	193	193-	193-
220640-03550	PHARMACY PRACTICE						
	Expense						
	Operations and Maintenance				3,500		
	Account Total	0	0	0	3,500	3,500-	3,500-
220640-03570	OFFICE OF EXPERIENTIAL EDUCATION						
	Expense						
	Operations and Maintenance				5,000		
	Account Total	0	0	0	5,000	5,000-	5,000-
220640-13500	OFFICE OF THE DEAN - COLLEGE STATIO						
	Expense						
	Operations and Maintenance				774		
	Account Total	0	0	0	774	774-	774-
220640-13510	STUDENT AFFAIRS - COLLEGE STATION						
	Expense						
	Operations and Maintenance				132		
	Account Total	0	0	0	132	132-	132-
220640-13540	PHARMACEUTICAL SCIENCES - COLLEGE						
	Expense						
	Operations and Maintenance				1,855		
	Account Total	0	0	0	1,855	1,855-	1,855-

Printed on a Xerox 9700 Laser Printing System at the Computing Services Center / Texas A&M University

Form: URGB01 (02/05/85)

Account	Description	Beginning Balance	Revenues	Net Allocations	Expenditures	Increase (Decrease)	Ending Balance
220640-35500	PHARMACY PRACTICE						
	Expense						
	Operations and Maintenance				75		
	Account Total	0	0	0	75	75-	75-
220650-00000	PHARMACY-PROF DEVELOPMENT FEES						
	Revenue						
	Fees		552,000				
	Expense						
	Benefits				29,176		
	Operations and Maintenance				350,114		
	Account Total	0	552,000	0	379,290	172,710	172,710
220650-03500	OFFICE OF THE DEAN						
	Expense						
	Operations and Maintenance				35,172		
	Account Total	0	0	0	35,172	35,172-	35,172-
220650-03510	STUDENT AFFAIRS						
	Expense						
	Operations and Maintenance				30,756		
	Account Total	0	0	0	30,756	30,756-	30,756-
220650-03520	ACADEMIC AFFAIRS						
	Expense						
	Operations and Maintenance				6,500		
	Account Total	0	0	0	6,500	6,500-	6,500-
220650-03530	FINANCE AND ADMINISTRATION						
	Expense						
	Operations and Maintenance				12,000		
	Account Total	0	0	0	12,000	12,000-	12,000-
220650-03540	PHARMACEUTICAL SCIENCES						
	Expense						
	Operations and Maintenance				18,000		
	Account Total	0	0	0	18,000	18,000-	18,000-
220650-03550	PHARMACY PRACTICE						
	Expense						
	Operations and Maintenance				15,253		
	Account Total	0	0	0	15,253	15,253-	15,253-
220650-03570	OFFICE OF EXPERIENTIAL EDUCATION						
	Expense						
	Operations and Maintenance				42,792		
	Account Total	0	0	0	42,792	42,792-	42,792-

Printed on a Xerox 9700 Laser Printing System at the Computing Services Center / Texas A&M University

Form: URGB01 (02/05/85)

Account	Description	Beginning Balance	Revenues	Net Allocations	Expenditures	Increase (Decrease)	Ending Balance
220650-13500	OFFICE OF THE DEAN						
	Expense						
	Operations and Maintenance				5,000		
	Account Total	0	0	0	5,000	5,000-	5,000-
220650-13510	STUDENT AFFAIRS - COLLEGE STATION						
	Expense						
	Operations and Maintenance				3,800		
	Account Total	0	0	0	3,800	3,800-	3,800-
220650-13530	PHARMACY-PROF DEVELOPMENT FEES						
	Expense						
	Operations and Maintenance				69		
	Account Total	0	0	0	69	69-	69-
220650-13540	PHARMACEUTICAL SCIENCES						
	Expense						
	Operations and Maintenance				3,336		
	Account Total	0	0	0	3,336	3,336-	3,336-
220650-13570	O.E.E - COLLEGE STATION						
	Expense						
	Operations and Maintenance				32		
	Account Total	0	0	0	32	32-	32-
220700-00000	COURSE FEES - PUBLIC HEALTH						
	Revenue						
	Fees		10,000				
	Expense						
	Operations and Maintenance				9,000		
	Account Total	0	10,000	0	9,000	1,000	1,000
220700-00606	SRPH COURSE FEE - PHPM 606						
	Expense						
	Operations and Maintenance				1,000		
	Account Total	0	0	0	1,000	1,000-	1,000-
220710-00000	ADVISING SVC FEE-SPH						
	Revenue						
	Fees		60,000				
	Expense						
	Salaries - Non-Faculty				15,000		
	Benefits				3,000		
	Operations and Maintenance				42,000		
	Account Total	4,000	60,000	0	60,000	0	4,000

Printed on a Xerox 9700 Laser Printing System at the Computing Services Center / Texas A&M University

Form: URGB01 (02/05/85)

Account	Description	Beginning Balance	Revenues	Net Allocations	Expenditures	Increase (Decrease)	Ending Balance
220710-26230	SPH - MCALLEN CAMPUS						
	Expense						
	Salaries - Non-Faculty				3,000		
	Benefits				1,000		
	Account Total	0	0	0	4,000	4,000-	4,000-
220730-00000	CAREER SERVICES-SPH						
	Revenue						
	Fees		120,000				
	Expense						
	Salaries - Non-Faculty				80,000		
	Benefits				24,000		
	Operations and Maintenance				16,000		
	Account Total	5,000	120,000	0	120,000	0	5,000
220730-26230	SPH - MCALLEN CAMPUS						
	Expense						
	Salaries - Non-Faculty				5,000		
	Account Total	0	0	0	5,000	5,000-	5,000-
220790-00000	STUDENT SERVICE FEE-NURSING						
	Expense						
	Operations and Maintenance				17,000		
	Account Total	0	0	17,000	17,000	0	0
220870-00000	ACADEMIC TECHNOLOGY FEE						
	Expense						
	Salaries - Non-Faculty				485,004		
	Wages				35,000		
	Benefits				113,000		
	Operations and Maintenance				1,071,996		
	Equipment (Capitalized)				85,000		
	Account Total	0	0	1,790,000	1,790,000	0	0
220880-00000	COMPUTER USE FEE						
	Expense						
	Operations and Maintenance				710,000		
	Equipment (Capitalized)				200,000		
	Account Total	0	0	910,000	910,000	0	0

Printed on a Xerox 9700 Laser Printing System at the Computing Services Center / Texas A&M University

Form: URGB01 (02/05/85)

Account	Description	Beginning Balance	Revenues	Net Allocations	Expenditures	Increase (Decrease)	Ending Balance
220910-00000	SPH EMHA PROGRAM FEE						
	Revenue						
	Fees		250,000				
	Expense						
	Salaries - Faculty				125,000		
	Salaries - Non-Faculty				25,000		
	Wages				10,000		
	Benefits				40,000		
	Operations and Maintenance				50,000		
	Account Total	0	250,000	0	250,000	0	0
220920-89000	HDEART FIELD TRIP ACCOUNT						
	Revenue						
	Sales and Services		10,000				
	Expense						
	Operations and Maintenance				10,000		
	Account Total	0	10,000	0	10,000	0	0
221020-00000	APPLICATION FEE-GRADUATE-ADM/ACAD R						
	Revenue						
	Fees		1,500				
	Account Total	0	1,500	1,500-	0	0	0
221030-00000	APPLICATION FEE-HYGIENE						
	Revenue						
	Fees		3,300				
	Account Total	0	3,300	3,300-	0	0	0
221050-00000	COD-CLINIC MANAGEMENT FEE						
	Expense						
	Operations and Maintenance				134,000		
	Account Total	0	0	134,000	134,000	0	0
221055-00000	COD-CLINIC-GEN DENTISTRY						
	Expense						
	Operations and Maintenance				6,000		
	Account Total	0	0	6,000	6,000	0	0
221057-00000	COD-CLINIC-AEGD						
	Expense						
	Operations and Maintenance				47,000		
	Account Total	0	0	47,000	47,000	0	0
221058-00000	COD-CLINIC-ORTHODONTICS						
	Expense						
	Operations and Maintenance				96,049		
	Account Total	0	0	96,049	96,049	0	0

Printed on a Xerox 9700 Laser Printing System at the Computing Services Center / Texas A&M University

Form: URGB01 (02/05/85)

Account	Description	Beginning Balance	Revenues	Net Allocations	Expenditures	Increase (Decrease)	Ending Balance
221059-00000	COD-CLINIC-DENTAL HYGIENE						
	Expense						
	Operations and Maintenance				2,000		
	Account Total	0	0	2,000	2,000	0	0
221065-00000	RETURNED CHECK FEE						
	Revenue						
	Other Operating Inc		700				
	Expense						
	Operations and Maintenance				700		
	Account Total	0	700	0	700	0	0
221070-00000	GRADUATION FEE						
	Revenue						
	Fees		17,000				
	Expense						
	Operations and Maintenance				17,000		
	Account Total	0	17,000	0	17,000	0	0
221100-00000	MATRICULATION FEE-D.D.S.						
	Revenue						
	Fees		1,500				
	Expense						
	Operations and Maintenance				500		
	Account Total	0	1,500	1,000-	500	0	0
221110-00000	MATRICULATION FEE-GRADUATE						
	Revenue						
	Fees		600				
	Account Total	0	600	600-	0	0	0
221120-00000	MATRICULATION FEE-HYGIENE						
	Revenue						
	Fees		400				
	Account Total	0	400	400-	0	0	0
221130-00000	ADMISSIONS & RECRUITMENT						
	Expense						
	Operations and Maintenance				6,800		
	Account Total	0	0	6,800	6,800	0	0
221150-00000	TEACHING MODEL REPLACEMENT FEE						
	Expense						
	Operations and Maintenance				10,000		
	Account Total	0	0	10,000	10,000	0	0

Printed on a Xerox 9700 Laser Printing System at the Computing Services Center / Texas A&M University

Form: URGB01 (02/05/85)

Account	Description	Beginning Balance	Revenues	Net Allocations	Expenditures	Increase (Decrease)	Ending Balance
221160-00000	SUMMER CLINIC FEE-D.D.S.						
	Revenue						
	Fees		100,000				
	Expense						
	Operations and Maintenance				100,000		
	Account Total	0	100,000	0	100,000	0	0
221190-00000	LIBRARY ACCESS FEE						
	Expense						
	Operations and Maintenance				137,000		
	Account Total	0	0	137,000	137,000	0	0
221220-00000	STUDENT SVC-STUDENT COUNCIL						
	Expense						
	Salaries - Non-Faculty				5,519		
	Benefits				1,447		
	Operations and Maintenance				54,034		
	Account Total	0	0	61,000	61,000	0	0
221230-00000	STUDENT SVC FEE-YEAR BOOK						
	Expense						
	Salaries - Non-Faculty				13,695		
	Benefits				4,406		
	Operations and Maintenance				13,399		
	Account Total	0	0	31,500	31,500	0	0
221240-00000	COD-DRUG TESTING FEE						
	Revenue						
	Fees		7,650				
	Expense						
	Operations and Maintenance				7,650		
	Account Total	0	7,650	0	7,650	0	0
221250-00000	EQUIPMENT USAGE FEE						
	Revenue						
	Fees		1,950,000				
	Expense						
	Operations and Maintenance				1,950,000		
	Account Total	0	1,950,000	0	1,950,000	0	0
221250-18008	INFECTION CONTROL - PPE						
	Expense						
	Operations and Maintenance				128,068		
	Account Total	0	0	128,068	128,068	0	0
221260-00000	COD-INSTRUCTIONAL ENHANCEMENT FEE						
	Revenue						
	Fees		501,049				
	Account Total	0	501,049	501,049-	0	0	0

Printed on a Xerox 9700 Laser Printing System at the Computing Services Center / Texas A&M University

Form: URGB01 (02/05/85)

Account	Description	Beginning Balance	Revenues	Net Allocations	Expenditures	Increase (Decrease)	Ending Balance
221265-00000	INSTRUCTIONAL ENHANCEMENT-LIBRARY						
	Expense						
	Operations and Maintenance				34,087		
	Account Total	0	0	34,087	34,087	0	0
221270-00000	INSTRUCTIONAL ENHANCEMENT-ACAD AFFR						
	Expense						
	Operations and Maintenance				5,211		
	Account Total	0	0	5,211	5,211	0	0
221275-00000	INSTRUCTIONAL ENHANCEMENT-RGS						
	Expense						
	Operations and Maintenance				9,992		
	Account Total	0	0	9,992	9,992	0	0
221280-00000	INSTRUCTIONAL ENHANCEMENT-MEDIA						
	Expense						
	Operations and Maintenance				18,366		
	Account Total	0	0	18,366	18,366	0	0
221285-00000	INSTRUCTIONAL ENH-CLASSROOM SUPPORT						
	Expense						
	Operations and Maintenance				5,600		
	Account Total	0	0	5,600	5,600	0	0
221290-00000	INSTRUCTIONAL ENH-STUDENT AFFAIRS						
	Expense						
	Operations and Maintenance				4,676		
	Account Total	0	0	4,676	4,676	0	0
221300-00000	ENHANCED LAB SUPPORT FEE						
	Revenue						
	Fees		4,000				
	Expense						
	Operations and Maintenance				4,000		
	Account Total	0	4,000	0	4,000	0	0
221310-00000	UAF-UNIVERSITY ADVANCEMENT FEE						
	Revenue						
	Fees		4,950,000				
	Expense						
	Operations and Maintenance				1,823,500		
	Account Total	0	4,950,000	3,126,500-	1,823,500	0	0
230000-00000	TOBACCO-HSC ENDOWMENT						
	Revenue						
	Investment Income		1,400,000				
	Account Total	0	1,400,000	1,400,000-	0	0	0

Printed on a Xerox 9700 Laser Printing System at the Computing Services Center / Texas A&M University

Form: URGB01 (02/05/85)

Account	Description	Beginning Balance	Revenues	Net Allocations	Expenditures	Increase (Decrease)	Ending Balance
230010-00000	TOBACCO-PERMANENT HEALTH FUND						
	Revenue						
	Investment Income		1,289,193				
	Account Total	0	1,289,193	1,289,193-	0	0	0
230400-00000	TOBACCO - RESEARCH ADMINISTRATION						
	Expense						
	Salaries - Faculty				6,017		
	Salaries - Non-Faculty				42,979		
	Operations and Maintenance				751,004		
	Account Total	0	0	800,000	800,000	0	0
230800-00000	TOBACCO-REAPPROPRIATED BALANCES						
	Expense						
	Operations and Maintenance				500,000		
	Account Total	0	0	500,000	500,000	0	0
233000-00000	TOBACCO-COD						
	Expense						
	Operations and Maintenance				5,637		
	Account Total	0	0	5,637	5,637	0	0
233010-00000	TOBACCO-CLINICAL AFFAIRS						
	Expense						
	Operations and Maintenance				313,893		
	Account Total	0	0	313,893	313,893	0	0
233020-00000	TOBACCO-LIBRARY						
	Expense						
	Operations and Maintenance				76,330		
	Account Total	0	0	76,330	76,330	0	0
233030-00000	TOBACCO-GENERAL DENTISTRY DEPT						
	Expense						
	Salaries - Faculty				246,318		
	Account Total	0	0	246,318	246,318	0	0
233040-00000	TOBACCO-ORAL SURGERY DEPT						
	Expense						
	Operations and Maintenance				197,349		
	Account Total	0	0	197,349	197,349	0	0
233050-00000	TOBACCO-RESTORATIVE DEPT						
	Expense						
	Operations and Maintenance				65,989		
	Account Total	0	0	65,989	65,989	0	0

Printed on a Xerox 9700 Laser Printing System at the Computing Services Center / Texas A&M University

Form: URGB01 (02/05/85)

Account	Description	Beginning Balance	Revenues	Net Allocations	Expenditures	Increase (Decrease)	Ending Balance
233060-00000	TOBACCO-PERIODONTICS CLINIC						
	Expense						
	Operations and Maintenance				90,531		
	Account Total	0	0	90,531	90,531	0	0
233080-00000	TOBACCO-PERIODONTICS CLINIC RESEARC						
	Expense						
	Operations and Maintenance				3,500		
	Account Total	0	0	3,500	3,500	0	0
233100-00000	TOBACCO-FINANCIAL SERVICES						
	Expense						
	Operations and Maintenance				453		
	Account Total	0	0	453	453	0	0
236050-00000	TOBACCO-SPH						
	Expense						
	Salaries - Non-Faculty				10,000		
	Wages				1,000		
	Benefits				2,188		
	Operations and Maintenance				306,005		
	Equipment (Capitalized)				10,000		
	Account Total	3,230	0	389,193	329,193	60,000	63,230
236050-26240	SRPH EOH_DEPT						
	Expense						
	Operations and Maintenance				15,000		
	Account Total	0	0	0	15,000	15,000-	15,000-
236050-26250	SRPH EPI/BIO DEPT						
	Expense						
	Operations and Maintenance				15,000		
	Account Total	0	0	0	15,000	15,000-	15,000-
236050-26260	SRPH PHPM_DEPT						
	Expense						
	Operations and Maintenance				15,000		
	Account Total	0	0	0	15,000	15,000-	15,000-
236050-26270	SRPH HPCHS DEPT						
	Expense						
	Operations and Maintenance				15,000		
	Account Total	0	0	0	15,000	15,000-	15,000-
236050-38050	STARTUP FUNDS - HAN,GANG						
	Expense						
	Salaries - Faculty				3,230		
	Account Total	0	0	0	3,230	3,230-	3,230-

Printed on a Xerox 9700 Laser Printing System at the Computing Services Center / Texas A&M University

Form: URGB01 (02/05/85)

Account	Description	Beginning Balance	Revenues	Net Allocations	Expenditures	Increase (Decrease)	Ending Balance
236070-00000	SPH-SOUTHWEST RURAL HEALTH RESEARCH						
	Expense						
	Salaries - Non-Faculty				7,500		
	Account Total	7,500	0	0	7,500	7,500-	0
244008-00000	IDC DISTRIBUTION-PI-CIRILLO, JEFFRE						
	Expense						
	Salaries - Non-Faculty				1,688		
	Account Total	0	0	0	1,688	1,688-	1,688-
244040-00000	RESEARCH DEVELOPMENT-COM						
	Account Total	147,984	0	147,984-	0	147,984-	0
244050-00000	RESEARCH DEVELOPMENT-ANATOMY						
	Expense						
	Salaries - Faculty				8,747		
	Salaries - Non-Faculty				12,133		
	Account Total	0	0	0	20,880	20,880-	20,880-
244050-00004	IDC DISTRIBUTION-GRIFFITH, W						
	Expense						
	Salaries - Non-Faculty				2,122		
	Account Total	0	0	0	2,122	2,122-	2,122-
244050-50000	IDC DISTRIBUTION-PI-WANG, J						
	Expense						
	Salaries - Non-Faculty				11,200		
	Account Total	0	0	0	11,200	11,200-	11,200-
244060-00000	RESEARCH DEVELOPMENT-BIOCHEMISTRY						
	Expense						
	Salaries - Non-Faculty				45,457		
	Account Total	0	0	0	45,457	45,457-	45,457-
244090-00000	RESEARCH DEVELOPMENT-MMPA						
	Expense						
	Salaries - Non-Faculty				5,069		
	Account Total	0	0	0	5,069	5,069-	5,069-
244101-00000	START UP-CENTER FOR MICROBIOTA RESE						
	Expense						
	Salaries - Faculty				28,553		
	Account Total	0	0	0	28,553	28,553-	28,553-
244155-00000	RESEARCH DEVELOPMENT-PSYCHIATRY						
	Expense						
	Salaries - Faculty				2,055		
	Account Total	0	0	0	2,055	2,055-	2,055-

Printed on a Xerox 9700 Laser Printing System at the Computing Services Center / Texas A&M University

Form: URGB01 (02/05/85)

Account	Description	Beginning Balance	Revenues	Net Allocations	Expenditures	Increase (Decrease)	Ending Balance
244352-00000	OVERHEAD ALLOWANCE-ALLOCATION RESER						
	Expense						
	Salaries - Non-Faculty				18,234		
	Benefits				6,767		
	Scholarships				50,000		
	Account Total	75,001	0	0	75,001	75,001-	0
244361-00001	IDC-DEPT-BIOMEDICAL						
	Expense						
	Salaries - Non-Faculty				8,352		
	Benefits				3,701		
	Account Total	12,053	0	0	12,053	12,053-	0
244442-00000	SRS ASSESSMENT - OVER/SHORT						
	Expense						
	Operations and Maintenance				1,520,633		
	Account Total	0	0	1,520,633	1,520,633	0	0
244443-00000	RESEARCH OFC-RESEARCH PROGRAMS						
	Expense						
	Operations and Maintenance				500,000		
	Account Total	0	0	500,000	500,000	0	0
244452-00000	FENG U24 STARTUP						
	Expense						
	Salaries - Non-Faculty				23,826		
	Benefits				2,707		
	Account Total	26,533	0	0	26,533	26,533-	0
244460-00000	IDC RETURNS-RCHI						
	Expense						
	Salaries - Non-Faculty				69,882		
	Account Total	0	0	0	69,882	69,882-	69,882-
244483-00000	MAESTRO ASSESSMENTS						
	Expense						
	Operations and Maintenance				216,688		
	Account Total	0	0	216,688	216,688	0	0
244484-00000	IDC ADMIN DISTRIBUTION						
	Revenue						
	Contracts and Grant		2,237,321				
	Account Total	0	2,237,321	2,237,321-	0	0	0
244660-00000	SPH - INDIRECT COST RETURN						
	Account Total	16,801	0	0	0	0	16,801

Printed on a Xerox 9700 Laser Printing System at the Computing Services Center / Texas A&M University

Form: URGB01 (02/05/85)

Account	Description	Beginning Balance	Revenues	Net Allocations	Expenditures	Increase (Decrease)	Ending Balance
244660-29001	SRPH-IDC RETURN CCHD						
	Expense						
	Salaries - Non-Faculty				3,333		
	Account Total	0	0	0	3,333	3,333-	3,333-
244660-58001	SRPH-ORY IDC RETURN						
	Expense						
	Salaries - Non-Faculty				13,468		
	Account Total	0	0	0	13,468	13,468-	13,468-
244663-00000	TAMHSC-MCALLEN CAMPUS						
	Expense						
	Operations and Maintenance				1,500		
	Account Total	1,500	0	0	1,500	1,500-	0
244675-00000	SPH-EPI/BIO DEPARTMENTAL IDC						
	Account Total	9,691	0	0	0	0	9,691
244675-38001	GANG HAN YALE PROJECT FUNDS						
	Expense						
	Salaries - Faculty				9,691		
	Account Total	0	0	0	9,691	9,691-	9,691-
244676-00000	SPH-HPM DEPARTMENTAL IDC						
	Account Total	500	0	0	0	0	500
244676-56000	PI INCENTIVE FUNDS - D.MOUDOUNI						
	Expense						
	Salaries - Non-Faculty				500		
	Account Total	0	0	0	500	500-	500-
244870-00000	IBT - INDIRECT COST RETURN						
	Expense						
	Salaries - Non-Faculty				29,898		
	Account Total	0	0	0	29,898	29,898-	29,898-
244870-12600	START UP & BRIDGE - REINER						
	Expense						
	Salaries - Non-Faculty				4,333		
	Account Total	0	0	0	4,333	4,333-	4,333-
244871-12710	CRI SWAP/PROTEIN CORE-DASHWOOD						
	Expense						
	Salaries - Faculty				30,596		
	Salaries - Non-Faculty				37,831		
	Account Total	0	0	0	68,427	68,427-	68,427-

Printed on a Xerox 9700 Laser Printing System at the Computing Services Center / Texas A&M University

Form: URGB01 (02/05/85)

Account	Description	Beginning Balance	Revenues	Net Allocations	Expenditures	Increase (Decrease)	Ending Balance
244871-20000	SUN - CRI FY17 COMMITMENT						
	Expense						
	Salaries - Faculty				31,364		
	Account Total	0	0	0	31,364	31,364-	31,364-
244873-00000	CIID IDC DISTRIBUTION						
	Expense						
	Salaries - Non-Faculty				27,144		
	Account Total	0	0	0	27,144	27,144-	27,144-
244874-00005	IDC DISTRIBUTION-C WALKER						
	Expense						
	Salaries - Non-Faculty				2,946		
	Account Total	0	0	0	2,946	2,946-	2,946-
244950-00000	INDIRECT COST RECOVERIES-CIADM						
	Revenue						
	Contracts and Grant		25,000				
	Expense						
	Operations and Maintenance				25,000		
	Account Total	0	25,000	0	25,000	0	0
245000-00000	IDC-PHARMACY						
	Account Total	5,561	0	0	0	0	5,561
245000-03564	P.I. INCENTIVE FUNDS 10% - MAJETI						
	Expense						
	Operations and Maintenance				2,511		
	Account Total	0	0	0	2,511	2,511-	2,511-
245000-03567	P.I. INCENTIVE FUNDS 10% - ELMAGEED						
	Expense						
	Operations and Maintenance				39		
	Account Total	0	0	0	39	39-	39-
245000-35502	P.I. INCENTIVE FUNDS 10% - LU						
	Expense						
	Operations and Maintenance				3,011		
	Account Total	0	0	0	3,011	3,011-	3,011-
250030-00000	BIOMEDICAL SCIENCE-SPECIAL						
	Expense						
	Scholarships				15,000		
	Account Total	15,000	0	0	15,000	15,000-	0

Printed on a Xerox 9700 Laser Printing System at the Computing Services Center / Texas A&M University

Form: URGB01 (02/05/85)

Account	Description	Beginning Balance	Revenues	Net Allocations	Expenditures	Increase (Decrease)	Ending Balance
250050-00000	DENTAL HYGIENE-SPECIAL						
	Expense						
	Salaries - Faculty				3,863		
	Benefits				574		
	Account Total	4,437	0	0	4,437	4,437-	0
250080-00000	ENDODONTICS-SPECIAL						
	Revenue						
	Sales and Services		23,000				
	Expense						
	Operations and Maintenance				23,000		
	Account Total	0	23,000	0	23,000	0	0
250100-00000	GENERAL DENTISTRY-SPECIAL						
	Expense						
	Scholarships				6,000		
	Account Total	6,000	0	0	6,000	6,000-	0
250130-00000	RESTORATIVE SCIENCES - SPECIAL						
	Expense						
	Salaries - Non-Faculty				3,259		
	Benefits				1,182		
	Account Total	4,441	0	0	4,441	4,441-	0
250140-00000	ORAL SURGERY-SPECIAL						
	Revenue						
	Sales and Services		20,000				
	Expense						
	Operations and Maintenance				20,000		
	Account Total	0	20,000	0	20,000	0	0
250170-00000	PERIODONTICS-SPECIAL						
	Revenue						
	Sales and Services		20,000				
	Expense						
	Operations and Maintenance				20,000		
	Account Total	0	20,000	0	20,000	0	0
250190-00000	PUBLIC HEALTH SCIENCE-SPECIAL						
	Revenue						
	Sales and Services		20,000				
	Expense						
	Operations and Maintenance				20,000		
	Account Total	0	20,000	0	20,000	0	0
255003-00000	LAPSED BALANCE-SPH						
	Account Total	167,888	0	0	0	0	167,888

Printed on a Xerox 9700 Laser Printing System at the Computing Services Center / Texas A&M University

Form: URGB01 (02/05/85)

Account	Description	Beginning Balance	Revenues	Net Allocations	Expenditures	Increase (Decrease)	Ending Balance
255003-24000	LAPSED BALANCE -BOLIN						
	Expense						
	Salaries - Non-Faculty				2,128		
	Account Total	0	0	0	2,128	2,128-	2,128-
255003-56000	LAPSED BALANCE - MCMAUGHAN						
	Expense						
	Salaries - Faculty				2,642		
	Salaries - Non-Faculty				2,250		
	Account Total	0	0	0	4,892	4,892-	4,892-
255003-57000	LAPSED BALANCE - QUIRAM						
	Expense						
	Salaries - Non-Faculty				134,080		
	Account Total	0	0	0	134,080	134,080-	134,080-
255003-57001	LAPSED BALANCE - QUIRAM CBA						
	Expense						
	Salaries - Non-Faculty				26,788		
	Account Total	0	0	0	26,788	26,788-	26,788-
255008-10009	LAPSED BALANCES - BIOMEDICAL						
	Expense						
	Salaries - Non-Faculty				6,244		
	Benefits				924		
	Account Total	7,168	0	0	7,168	7,168-	0
255009-00000	LAPSED BALANCE-PHARMACY						
	Account Total	7,309	0	0	0	0	7,309
255009-23564	PK/PD MODEL XAPTAMER NANO-RAVI MAJE						
	Expense						
	Operations and Maintenance				6,543		
	Account Total	0	0	0	6,543	6,543-	6,543-
255009-35560	KUMAR SBIR PHASE II - RESIDUAL						
	Expense						
	Operations and Maintenance				766		
	Account Total	0	0	0	766	766-	766-
255013-00000	LAPSED BALANCE-MCALLEN CAMPUS OPS						
	Expense						
	Operations and Maintenance				5,500		
	Account Total	5,500	0	0	5,500	5,500-	0
255018-00010	LAPSED BALANCE - TOUSSAINT						
	Expense						
	Salaries - Non-Faculty				49,100		
	Account Total	0	0	0	49,100	49,100-	49,100-

Printed on a Xerox 9700 Laser Printing System at the Computing Services Center / Texas A&M University

Form: URGB01 (02/05/85)

Account	Description	Beginning Balance	Revenues	Net Allocations	Expenditures	Increase (Decrease)	Ending Balance
260000-00000	AFR ADJUSTMENTS -FUNCTION 35						
	Revenue						
	Sales and Services		814,457-				
	Expense						
	Operations and Maintenance				2,912,000		
	Account Total	0	814,457-	0	2,912,000	3,726,457-	3,726,457-
260071-00000	COP BUDGET - DESIGNATED						
	Revenue						
	Sales and Services		7,700				
	Expense						
	Operations and Maintenance				7,700		
	Account Total	0	7,700	0	7,700	0	0
260110-00000	AFR/BUDGET ONLY - FUNCTION 10						
	Revenue						
	Fees		1,020,577-				
	Discounts and Allow		482				
	Exemptions		106,000				
	Contracts and Grant		831,809				
	Sales and Services		9,353,957				
	Investment Income		500-				
	Other Operating Inc		100-				
	Expense						
	Benefits				400,000		
	Utilities				2,400,000-		
	Operations and Maintenance				17,288,837-		
	Account Total	0	9,271,071	0	19,288,837-	28,559,908	28,559,908
260120-00000	AFR/BUDGET ONLY-FUNCTION 20						
	Expense						
	Operations and Maintenance				900,000-		
	Account Total	0	0	0	900,000-	900,000	900,000
260130-00000	AFR/BUDGET ONLY-FUNCTION 30						
	Expense						
	Operations and Maintenance				700,000		
	Account Total	0	0	0	700,000	700,000-	700,000-
260140-00000	AFR/BUDGET ONLY-FUNCTION 40						
	Expense						
	Operations and Maintenance				1,835,000		
	Account Total	0	0	0	1,835,000	1,835,000-	1,835,000-
260150-00000	AFR/BUDGET ONLY - FUNCTION 15						
	Expense						
	Operations and Maintenance				21,173,000		
	Account Total	0	0	0	21,173,000	21,173,000-	21,173,000-

Printed on a Xerox 9700 Laser Printing System at the Computing Services Center / Texas A&M University

Form: URGB01 (02/05/85)

Account	Description	Beginning Balance	Revenues	Net Allocations	Expenditures	Increase (Decrease)	Ending Balance
260170-00000	AFR/BUDGET ONLY-FUNCTION 25						
	Expense						
	Operations and Maintenance				1,623,000		
	Account Total	0	0	0	1,623,000	1,623,000-	1,623,000-
260180-00000	AFR/BUDGET ONLY FUNCTION 60						
	Expense						
	Operations and Maintenance				1,600,000		
	Account Total	0	0	0	1,600,000	1,600,000-	1,600,000-
290001-20000	SUN, DEQIANG STARTUP						
	Expense						
	Salaries - Non-Faculty				7,001		
	Account Total	0	0	0	7,001	7,001-	7,001-
290012-00000	AUF-RECRUIT RESEARCH FACULTY & SPAC						
	Expense						
	Salaries - Faculty				350,000		
	Account Total	350,000	0	0	350,000	350,000-	0
290015-00000	AUF - BYINGTON STARTUP						
	Expense						
	Operations and Maintenance				3,000,000		
	Account Total	0	0	37,408,000	3,000,000	34,408,000	34,408,000
290032-00000	AUF-ENHEALTH SUPPORT						
	Expense						
	Salaries - Faculty				4,592		
	Account Total	0	0	0	4,592	4,592-	4,592-
290033-00000	AUF-RESEARCH FACULTY DEVELOPMENT						
	Expense						
	Salaries - Faculty				51,656		
	Account Total	51,656	0	0	51,656	51,656-	0
290034-00000	AUF-CLINICAL STRATEGY						
	Expense						
	Salaries - Non-Faculty				585,004		
	Account Total	585,004	0	0	585,004	585,004-	0
290035-00000	AUF-COM BUDGET ONLY						
	Expense						
	Salaries - Faculty				3,200,000		
	Salaries - Non-Faculty				4,061,000		
	Wages				930,000		
	Benefits				1,874,000		
	Operations and Maintenance				4,127,000		
	Account Total	0	0	14,192,000	14,192,000	0	0

Printed on a Xerox 9700 Laser Printing System at the Computing Services Center / Texas A&M University

Form: URGB01 (02/05/85)

Account	Description	Beginning Balance	Revenues	Net Allocations	Expenditures	Increase (Decrease)	Ending Balance
290036-00000	AUF-HSC BUDGET ONLY						
	Account Total	0	0	2,400,000	0	2,400,000	2,400,000
290036-00025	ACADEMIC SUPPORT FUNCTION						
	Expense						
	Operations and Maintenance				2,400,000		
	Account Total	0	0	0	2,400,000	2,400,000-	2,400,000-

Printed on a Xerox 9700 Laser Printing System at the Computing Services Center / Texas A&M University

Form: URGB01 (02/05/85)

Account	Description	Beginning Balance	Revenues	Net Allocations	Expenditures	Increase (Decrease)	Ending Balance
Designated Funds - Board Approved							
	Revenue						
	Tuition - Designate		9,890,000				
	Discounts and Allow		686,372-				
	Fees		11,951,416				
	Discounts and Allow		892,952-				
	Exemptions		502,575				
	Contracts and Grant		4,094,130				
	Gifts		120,000				
	Sales and Services		39,556,040				
	Investment Income		5,918,375				
	Other Operating Inc		10,945				
	Expense						
	Salaries - Faculty				10,475,312		
	Salaries - Non-Faculty				14,956,902		
	Wages				1,788,129		
	Benefits				6,533,160		
	Utilities				2,487,086		
	Scholarships				3,817,810		
	Scholarship Discounts				1,844,422-		
	Operations and Maintenance				62,091,705		
	Equipment (Capitalized)				8,889,795		
	Grand Total	10,492,035	70,464,157	65,915,312	109,195,477	27,183,992	37,676,027

Printed on a Xerox 9700 Laser Printing System at the Computing Services Center / Texas A&M University

Form: URGB01 (02/05/85)

Account	Description	Beginning Balance	Revenues	Net Allocations	Expenditures	Increase (Decrease)	Ending Balance

****
* *
* BLANK PAGE *
* *
****

Printed on a Xerox 9700 Laser Printing System at the Computing Services Center / Texas A&M University

Form: URGB01 (02/05/85)

Account	Description	Beginning Balance	Revenues	Net Allocations	Expenditures	Increase (Decrease)	Ending Balance
280040-00000	UCI RESERVE						
	Revenue						
	Sales and Services		65,000				
	Expense						
	Benefits				65,000		
	Account Total	0	65,000	0	65,000	0	0
280080-00000	COM CELL ANALYSIS FACILITY						
	Revenue						
	Sales and Services		8,000				
	Expense						
	Salaries - Non-Faculty				2,592		
	Benefits				725		
	Operations and Maintenance				4,683		
	Account Total	0	8,000	0	8,000	0	0
280110-00000	ANIMAL RESOURCE UNIT						
	Revenue						
	Sales and Services		110,000				
	Expense						
	Salaries - Non-Faculty				71,240		
	Benefits				21,332		
	Operations and Maintenance				17,428		
	Account Total	0	110,000	0	110,000	0	0
280140-00000	MEDIA						
	Revenue						
	Sales and Services		190,000				
	Expense						
	Salaries - Non-Faculty				66,373		
	Benefits				24,378		
	Operations and Maintenance				99,249		
	Account Total	0	190,000	0	190,000	0	0
280150-00000	CENTRAL STORES						
	Revenue						
	Sales and Services		800,000				
	Expense						
	Salaries - Non-Faculty				12,756		
	Benefits				5,701		
	Operations and Maintenance				781,543		
	Account Total	0	800,000	0	800,000	0	0

Printed on a Xerox 9700 Laser Printing System at the Computing Services Center / Texas A&M University

Form: URGB01 (02/05/85)

Account	Description	Beginning Balance	Revenues	Net Allocations	Expenditures	Increase (Decrease)	Ending Balance
280160-00000	LUMP SUM ACCRUED LEAVE PAYOUT RESER						
	Revenue						
	Sales and Services		1,200,000				
	Expense						
	Wages				1,110,000		
	Benefits				90,000		
	Account Total	0	1,200,000	0	1,200,000	0	0
280170-00000	PRF-PHARMACEUTICAL RESEARCH FACILTY						
	Revenue						
	Sales and Services		7,300				
	Expense						
	Operations and Maintenance				7,300		
	Account Total	0	7,300	0	7,300	0	0
280190-00000	CENTER FOR INTEGRATED MICROBIOTA RE						
	Revenue						
	Sales and Services		7,300				
	Expense						
	Operations and Maintenance				7,300		
	Account Total	0	7,300	0	7,300	0	0
280200-00000	IBT FLOW CYTOMETRY FACILITY						
	Revenue						
	Sales and Services		12,500				
	Expense						
	Salaries - Non-Faculty				5,111		
	Benefits				1,430		
	Operations and Maintenance				5,959		
	Account Total	0	12,500	0	12,500	0	0
280210-00000	PROTEIN PRODUCTION & ANALYSIS CORE						
	Revenue						
	Sales and Services		120,000				
	Expense						
	Salaries - Non-Faculty				41,753		
	Benefits				11,690		
	Operations and Maintenance				66,557		
	Account Total	0	120,000	0	120,000	0	0
280220-00000	CLINICAL LEARNING RESOURCE CENTER						
	Revenue						
	Sales and Services		814,457				
	Expense						
	Operations and Maintenance				1,306,294		
	Account Total	0	814,457	0	1,306,294	491,837-	491,837-

Printed on a Xerox 9700 Laser Printing System at the Computing Services Center / Texas A&M University

Form: URGB01 (02/05/85)

Account	Description	Beginning Balance	Revenues	Net Allocations	Expenditures	Increase (Decrease)	Ending Balance
280220-00001	COLLEGE OF NURSING SERVICES						
	Revenue						
	Sales and Services		491,837				
	Account Total	0	491,837	0	0	491,837	491,837
280490-00000	IBT - ANIMAL CARE LABORATORY						
	Revenue						
	Sales and Services		550,000				
	Expense						
	Salaries - Non-Faculty				18,521		
	Benefits				5,185		
	Operations and Maintenance				526,294		
	Account Total	0	550,000	0	550,000	0	0

Printed on a Xerox 9700 Laser Printing System at the Computing Services Center / Texas A&M University

Form: URGB01 (02/05/85)

Account	Description	Beginning Balance	Revenues	Net Allocations	Expenditures	Increase (Decrease)	Ending Balance
Designated Service Departments - Board Approved							
	Revenue						
	Sales and Services		4,376,394				
	Expense						
	Salaries - Non-Faculty				218,346		
	Wages				1,110,000		
	Benefits				225,441		
	Operations and Maintenance				2,822,607		
	Grand Total	0	4,376,394	0	4,376,394	0	0

Printed on a Xerox 9700 Laser Printing System at the Computing Services Center / Texas A&M University

Form: URGB01 (02/05/85)

Account	Description	Beginning Balance	Revenues	Net Allocations	Expenditures	Increase (Decrease)	Ending Balance
300221-00000	PHARMACY-COPY ACCOUNT SALES						
	Expense						
	Operations and Maintenance				8,956		
	Account Total	8,956	0	0	8,956	8,956-	0
301000-00000	PHARMACY-VENDING MACHINE COMMISSION						
	Expense						
	Operations and Maintenance				28,088		
	Account Total	28,088	0	0	28,088	28,088-	0
301010-00000	BOOK SALES						
	Revenue						
	Sales and Services		200,000				
	Expense						
	Salaries - Non-Faculty				6,900		
	Benefits				1,810		
	Operations and Maintenance				191,290		
	Account Total	0	200,000	0	200,000	0	0
301030-00000	CONCESSIONS-MISCELLANEOUS INCOME						
	Revenue						
	Sales and Services		40,000				
	Expense						
	Salaries - Non-Faculty				36,953		
	Benefits				13,580		
	Account Total	10,533	40,000	0	50,533	10,533-	0
301050-00000	INSTRUMENT SALES						
	Revenue						
	Sales and Services		43,000				
	Expense						
	Operations and Maintenance				43,000		
	Account Total	0	43,000	0	43,000	0	0
301090-00000	PARKING GARAGE						
	Expense						
	Salaries - Non-Faculty				116,587		
	Benefits				30,132		
	Operations and Maintenance				460,054		
	Account Total	0	0	0	606,773	606,773-	606,773-

Printed on a Xerox 9700 Laser Printing System at the Computing Services Center / Texas A&M University

Form: URGB01 (02/05/85)

Account	Description	Beginning Balance	Revenues	Net Allocations	Expenditures	Increase (Decrease)	Ending Balance
301090-10000	PARKING BRYAN CAMPUS						
	Revenue						
	Sales and Services		300,000				
	Other Operating Inc		15,000				
	Expense						
	Salaries - Non-Faculty				19,485		
	Wages				2,500		
	Benefits				9,642		
	Operations and Maintenance				150,000		
	Account Total	0	315,000	0	181,627	133,373	133,373
301090-20000	PARKING COLLEGE STATION						
	Expense						
	Operations and Maintenance				70,000		
	Account Total	0	0	0	70,000	70,000-	70,000-
301090-30000	PARKING DALLAS						
	Revenue						
	Sales and Services		185,000				
	Expense						
	Operations and Maintenance				140,000		
	Account Total	0	185,000	0	140,000	45,000	45,000
301090-40000	PARKING HOUSTON						
	Revenue						
	Sales and Services		750,000				
	Expense						
	Operations and Maintenance				250,000		
	Account Total	0	750,000	0	250,000	500,000	500,000
301090-60000	PARKING MCALLEN						
	Revenue						
	Sales and Services		900				
	Expense						
	Operations and Maintenance				2,500		
	Account Total	0	900	0	2,500	1,600-	1,600-
301100-00000	STATE BOARD						
	Revenue						
	Sales and Services		74,000				
	Expense						
	Operations and Maintenance				74,000		
	Account Total	0	74,000	0	74,000	0	0

Printed on a Xerox 9700 Laser Printing System at the Computing Services Center / Texas A&M University

Form: URGB01 (02/05/85)

Account	Description	Beginning Balance	Revenues	Net Allocations	Expenditures	Increase (Decrease)	Ending Balance
302030-00000	STUDENT HEALTH CLINIC						
	Revenue						
	Fees		100,000				
	Expense						
	Salaries - Non-Faculty				64,048		
	Wages				6,000		
	Benefits				18,975		
	Operations and Maintenance				10,977		
	Account Total	0	100,000	0	100,000	0	0
302500-00000	AFR REPORTING-FUNCTION 70						
	Revenue						
	Fees		950,577				
	Discounts and Allow		83,407-				
	Exemptions		22,035				
	Expense						
	Scholarships				22,035		
	Operations and Maintenance				819,593		
	Account Total	47,577-	889,205	0	841,628	47,577	0

Printed on a Xerox 9700 Laser Printing System at the Computing Services Center / Texas A&M University

Form: URGB01 (02/05/85)

Account	Description	Beginning Balance	Revenues	Net Allocations	Expenditures	Increase (Decrease)	Ending Balance
Auxiliary Enterprises - Board Approved							
	Revenue						
	Fees		1,050,577				
	Discounts and Allow		83,407-				
	Exemptions		22,035				
	Sales and Services		1,592,900				
	Other Operating Inc		15,000				
	Expense						
	Salaries - Non-Faculty				243,973		
	Wages				8,500		
	Benefits				74,139		
	Scholarships				22,035		
	Operations and Maintenance				2,248,458		
	Grand Total	0	2,597,105	0	2,597,105	0	0

Printed on a Xerox 9700 Laser Printing System at the Computing Services Center / Texas A&M University

Form: URGB01 (02/05/85)

Account	Description	Beginning Balance	Revenues	Net Allocations	Expenditures	Increase (Decrease)	Ending Balance
400000-00000	PROJECT ZERO - SPONSORED PROJECTS						
	Revenue						
	Contracts and Grant		1,042,882				
	Account Total	0	1,042,882	0	0	1,042,882	1,042,882
400000-02012	PROJECT ZERO-WEHNER WELCH CHAIR						
	Expense						
	Salaries - Non-Faculty				5,290		
	Account Total	0	0	0	5,290	5,290-	5,290-
400000-02020	PROJECT ZERO-MCMD						
	Expense						
	Salaries - Non-Faculty				242,740		
	Account Total	0	0	0	242,740	242,740-	242,740-
400000-02030	PROJECT ZERO-MOLECULAR PATHO & IMMU						
	Expense						
	Salaries - Non-Faculty				25,000		
	Account Total	0	0	0	25,000	25,000-	25,000-
400000-02060	PROJECT ZERO-PHYSIOLOGY						
	Expense						
	Salaries - Faculty				79,956		
	Salaries - Non-Faculty				29,000		
	Account Total	0	0	0	108,956	108,956-	108,956-
400000-02102	PROJECT ZERO - WEHNER WELCH CHAIR						
	Expense						
	Salaries - Non-Faculty				55,000		
	Account Total	0	0	0	55,000	55,000-	55,000-
400000-02401	PROJECT ZERO-INST FOR REGN MED						
	Expense						
	Salaries - Non-Faculty				10,028		
	Account Total	0	0	0	10,028	10,028-	10,028-
400000-07040	PROJECT ZERO-IBT-CIID						
	Expense						
	Salaries - Faculty				209,956		
	Salaries - Non-Faculty				64,345		
	Account Total	0	0	0	274,301	274,301-	274,301-
400000-07120	PROJECT ZERO-IBT-CTCR						
	Expense						
	Salaries - Faculty				43,163		
	Salaries - Non-Faculty				267,461		
	Account Total	0	0	0	310,624	310,624-	310,624-

Printed on a Xerox 9700 Laser Printing System at the Computing Services Center / Texas A&M University

Form: URGB01 (02/05/85)

Account	Description	Beginning Balance	Revenues	Net Allocations	Expenditures	Increase (Decrease)	Ending Balance
400000-08010	PROJECT ZERO-SRPH						
	Expense						
	Salaries - Non-Faculty				10,943		
	Account Total	0	0	0	10,943	10,943-	10,943-
410000-00000	AFR/BUDGET ADJ ONLY-FUNCTION 15						
	Revenue						
	Contracts and Grant		60-				
	Expense						
	Operations and Maintenance				8,871,000-		
	Account Total	0	60-	0	8,871,000-	8,870,940	8,870,940
410100-00000	SPH BUDGET - RESTRICTED						
	Revenue						
	Contracts and Grant		11,465,954				
	Gifts		100,000				
	Expense						
	Wages				300,000		
	Benefits				800,000		
	Scholarships				525,000		
	Operations and Maintenance				7,593,285		
	Account Total	0	11,565,954	0	9,218,285	2,347,669	2,347,669
410200-91003	BUDGET RESTRICTED - RESEARCH						
	Revenue						
	Contracts and Grant		30,835,318				
	Gifts		1,500,000				
	Investment Income		225,000				
	Expense						
	Salaries - Faculty				919,753		
	Salaries - Non-Faculty				1,114,626-		
	Wages				186,682		
	Benefits				2,761,918		
	Scholarships				826,631		
	Operations and Maintenance				18,614,568		
	Equipment (Capitalized)				500,000		
	Account Total	0	32,560,318	0	22,694,926	9,865,392	9,865,392
410300-00000	COP BUDGET - RESTRICTED						
	Revenue						
	Contracts and Grant		350,000				
	Expense						
	Benefits				80,000		
	Operations and Maintenance				270,000		
	Account Total	0	350,000	0	350,000	0	0

Printed on a Xerox 9700 Laser Printing System at the Computing Services Center / Texas A&M University

Form: URGB01 (02/05/85)

Account	Description	Beginning Balance	Revenues	Net Allocations	Expenditures	Increase (Decrease)	Ending Balance
410400-00000	COD BUDGET - RESTRICTED						
	Revenue						
	Contracts and Grant		2,500,000				
	Expense						
	Salaries - Faculty				438,779		
	Salaries - Non-Faculty				774,316		
	Wages				25,810		
	Benefits				283,916		
	Operations and Maintenance				908,233		
	Equipment (Capitalized)				150,000		
	Account Total	81,054	2,500,000	0	2,581,054	81,054-	0
438361-00001	TELEMETRY MODULE FOR IN-SITU MONITO						
	Expense						
	Salaries - Faculty				9,486		
	Salaries - Non-Faculty				39,990		
	Account Total	0	0	0	49,476	49,476-	49,476-
438381-00001	FLEXIBLE BROAD-BAND OPTICAL DEVICE						
	Expense						
	Salaries - Faculty				16,038		
	Salaries - Non-Faculty				22,320		
	Account Total	0	0	0	38,358	38,358-	38,358-
438461-00001	SITE CONTRIBUTION TO CENTER MANAGEM						
	Expense						
	Salaries - Non-Faculty				21,500		
	Account Total	0	0	0	21,500	21,500-	21,500-
438471-00001	MAPPING TRANSPORT PATHWAYS THROUGH						
	Expense						
	Salaries - Faculty				34,849		
	Salaries - Non-Faculty				47,476		
	Account Total	0	0	0	82,325	82,325-	82,325-
440021-22018	JAMP ADMIN - FY18						
	Expense						
	Salaries - Non-Faculty				37,220		
	Account Total	0	0	0	37,220	37,220-	37,220-
440021-32018	JAMP SUMMER - FY18						
	Expense						
	Salaries - Non-Faculty				2,453		
	Account Total	0	0	0	2,453	2,453-	2,453-
447591-00001	IPA FOR UPADHYA 7/17-6/18						
	Expense						
	Salaries - Non-Faculty				29,600		
	Account Total	0	0	0	29,600	29,600-	29,600-

Printed on a Xerox 9700 Laser Printing System at the Computing Services Center / Texas A&M University

Form: URGB01 (02/05/85)

Account	Description	Beginning Balance	Revenues	Net Allocations	Expenditures	Increase (Decrease)	Ending Balance
447601-00001	INVESTIGATION OF THE FAS-II ENZYME,						
	Expense						
	Salaries - Faculty				5,436		
	Salaries - Non-Faculty				44,291		
	Account Total	0	0	0	49,727	49,727-	49,727-
460602-00001	CONVERGENCE OF CELLULAR AND MOLECUL						
	Expense						
	Salaries - Non-Faculty				47,472		
	Account Total	0	0	0	47,472	47,472-	47,472-
460933-00001	DYSREGULATED HYPOTHALAMIC-PITUITARY						
	Expense						
	Salaries - Faculty				25,190		
	Salaries - Non-Faculty				47,500		
	Account Total	0	0	0	72,690	72,690-	72,690-
461012-00001	NEUROSCIENCE - F. SOHRABJI / R. MIR						
	Expense						
	Salaries - Non-Faculty				35,039		
	Account Total	0	0	0	35,039	35,039-	35,039-
461187-00001	PREPARATION AND DISTRIBUTION OF ADU						
	Expense						
	Salaries - Faculty				163,684		
	Salaries - Non-Faculty				100,340		
	Account Total	0	0	0	264,024	264,024-	264,024-
461681-01001	INDENTIFICATION AND ROLE OF TYPE						
	Expense						
	Salaries - Faculty				23,624		
	Salaries - Non-Faculty				104,758		
	Account Total	0	0	0	128,382	128,382-	128,382-
461911-01001	THE ROLES OF FAM20C (DMP4)- 45.5%						
	Expense						
	Salaries - Faculty				48,316		
	Salaries - Non-Faculty				47,677		
	Benefits				23,773		
	Account Total	119,766	0	0	119,766	119,766-	0
462012-00001	ROLE OF THE PHOSPHOLIPIDS IN GOLGI						
	Expense						
	Salaries - Faculty				46,742		
	Salaries - Non-Faculty				61,068		
	Account Total	0	0	0	107,810	107,810-	107,810-

Printed on a Xerox 9700 Laser Printing System at the Computing Services Center / Texas A&M University

Form: URGB01 (02/05/85)

Account	Description	Beginning Balance	Revenues	Net Allocations	Expenditures	Increase (Decrease)	Ending Balance
462161-02001	CONTEXT-SPECIFIC FUNCTIONS OF CDK8						
	Expense						
	Salaries - Faculty				39,452		
	Salaries - Non-Faculty				39,003		
	Account Total	0	0	0	78,455	78,455-	78,455-
462271-01001	DEVELOPMENT OF AN EFFECTIVE DISC						
	Expense						
	Salaries - Faculty				2,288		
	Account Total	0	0	0	2,288	2,288-	2,288-
462351-00003	IDENTIFICATION AND FUNCTION - YR 3						
	Expense						
	Salaries - Non-Faculty				36,667		
	Benefits				12,328		
	Account Total	48,995	0	0	48,995	48,995-	0
462361-02001	PLACENTAL TROPHOBLAST INFECTION TLR						
	Expense						
	Salaries - Faculty				2,288		
	Account Total	0	0	0	2,288	2,288-	2,288-
462471-00001	ROLE OF SENSORY NEUROPEPTIDES						
	Expense						
	Salaries - Faculty				14,864		
	Salaries - Non-Faculty				17,490		
	Account Total	0	0	0	32,354	32,354-	32,354-
462675-00001	NEUROSTEROID TREATMENT FOR OP INTOX						
	Expense						
	Salaries - Faculty				178,340		
	Salaries - Non-Faculty				26,565		
	Account Total	0	0	0	204,905	204,905-	204,905-
462811-00000	NCGA: DEVELOPMENT OF ZEIN						
	Revenue						
	Contracts and Grant		16,914				
	Account Total	0	16,914	0	0	16,914	16,914
462811-00002	NCGA: DEVELOPMENT OF ZEIN						
	Expense						
	Salaries - Non-Faculty				5,000		
	Operations and Maintenance				11,914		
	Account Total	0	0	0	16,914	16,914-	16,914-
462981-00001	UF: RURAL LIFESTYLE EATING AND ACTI						
	Expense						
	Salaries - Faculty				9,518		
	Account Total	0	0	0	9,518	9,518-	9,518-

Printed on a Xerox 9700 Laser Printing System at the Computing Services Center / Texas A&M University

Form: URGB01 (02/05/85)

Account	Description	Beginning Balance	Revenues	Net Allocations	Expenditures	Increase (Decrease)	Ending Balance
463041-00001	CLINICAL RESEARCH - MECHANISMS OF						
	Expense						
	Salaries - Non-Faculty				190,040		
	Account Total	0	0	0	190,040	190,040-	190,040-
463261-00002	NIH: REGULATION OF FEEDING BEHAVIOR						
	Expense						
	Salaries - Non-Faculty				108,288		
	Account Total	0	0	0	108,288	108,288-	108,288-
463281-00002	NIH: APPLICATION OF IMAGING TO						
	Expense						
	Salaries - Faculty				82,497		
	Salaries - Non-Faculty				76,000		
	Account Total	0	0	0	158,497	158,497-	158,497-
463374-00004	VACCINE CANDIDATES FOR Q FEVER						
	Expense						
	Salaries - Faculty				47,248		
	Salaries - Non-Faculty				61,285		
	Account Total	0	0	0	108,533	108,533-	108,533-
463441-00001	NSF: I/UCRC: CENTER FOR HEALTH ORGA						
	Expense						
	Salaries - Faculty				2,400		
	Salaries - Non-Faculty				21,500		
	Account Total	0	0	0	23,900	23,900-	23,900-
463471-00001	ADVANCED METHODS FOR MIMICKING--A21						
	Expense						
	Salaries - Faculty				12,173		
	Account Total	0	0	0	12,173	12,173-	12,173-
463471-00002	ADVANCED METHODS FOR MIMICKING--UG						
	Expense						
	Salaries - Non-Faculty				12,000		
	Account Total	0	0	0	12,000	12,000-	12,000-
463591-00001	MECHANISM OF EPHRIN SIGNALING						
	Expense						
	Salaries - Non-Faculty				83,871		
	Benefits				31,594		
	Account Total	115,465	0	0	115,465	115,465-	0
463601-00001	NIH: ETHANOL AND GLUTAMATERGIC TRAN						
	Expense						
	Salaries - Faculty				9,930		
	Salaries - Non-Faculty				42,848		
	Account Total	0	0	0	52,778	52,778-	52,778-

Printed on a Xerox 9700 Laser Printing System at the Computing Services Center / Texas A&M University

Form: URGB01 (02/05/85)

Account	Description	Beginning Balance	Revenues	Net Allocations	Expenditures	Increase (Decrease)	Ending Balance
463621-00001	NIH: OPTOGENETIC APPROACHES TO STUD						
	Expense						
	Salaries - Faculty				91,256		
	Salaries - Non-Faculty				25,462		
	Account Total	0	0	0	116,718	116,718-	116,718-
463621-01001	NIH: URSULA WINZER-SERHAM, NEUROSCI						
	Expense						
	Salaries - Faculty				11,542		
	Account Total	0	0	0	11,542	11,542-	11,542-
463671-00001	MOLECULAR BINDING REACTION THAT IN						
	Expense						
	Salaries - Faculty				11,688		
	Salaries - Non-Faculty				31,662		
	Account Total	0	0	0	43,350	43,350-	43,350-
463771-00002	MOLECULAR CONTROL CALCIUM-YR 2-UG						
	Expense						
	Salaries - Faculty				44,832		
	Salaries - Non-Faculty				18,492		
	Account Total	0	0	0	63,324	63,324-	63,324-
463781-00001	MECHANISTIC ROLE OF RND3 IN RESP						
	Expense						
	Salaries - Faculty				33,469		
	Salaries - Non-Faculty				47,528		
	Account Total	0	0	0	80,997	80,997-	80,997-
463934-00001	TRANSPORT PHENOMENA IN THE LYMPHATI						
	Expense						
	Salaries - Faculty				32,263		
	Salaries - Non-Faculty				53,259		
	Account Total	0	0	0	85,522	85,522-	85,522-
464081-00001	MONOSODIUM LUMINOL FOR IMPROVING						
	Expense						
	Salaries - Faculty				21,332		
	Salaries - Non-Faculty				34,101		
	Account Total	0	0	0	55,433	55,433-	55,433-
464091-00001	HUMAN IPSC-DERIVED GABA-ERGIC PREC						
	Expense						
	Salaries - Faculty				21,332		
	Salaries - Non-Faculty				78,631		
	Account Total	0	0	0	99,963	99,963-	99,963-

Printed on a Xerox 9700 Laser Printing System at the Computing Services Center / Texas A&M University

Form: URGB01 (02/05/85)

Account	Description	Beginning Balance	Revenues	Net Allocations	Expenditures	Increase (Decrease)	Ending Balance
464111-00000	CONTRACT BETWEEN TAMHSC AND THE MOR						
	Revenue						
	Contracts and Grant		52,230				
	Account Total	0	52,230	0	0	52,230	52,230
464111-00001	CONTRACT BETWEEN TAMHSC AND THE MOR						
	Expense						
	Operations and Maintenance				52,230		
	Account Total	0	0	0	52,230	52,230-	52,230-
464112-00000	CONTRACT BETWEEN TAMHSC AND THE MOR						
	Revenue						
	Contracts and Grant		46,204				
	Account Total	0	46,204	0	0	46,204	46,204
464112-00001	SUPPLEMENT 2016						
	Expense						
	Operations and Maintenance				46,204		
	Account Total	0	0	0	46,204	46,204-	46,204-
464264-00001	WORKING ON WELLNESS/TRABAJANDO EN E						
	Expense						
	Salaries - Faculty				50,259		
	Salaries - Non-Faculty				127,518		
	Account Total	0	0	0	177,777	177,777-	177,777-
464304-00005	CTEHR-YR. 4 - COEC						
	Expense						
	Salaries - Faculty				39,483		
	Salaries - Non-Faculty				33,560		
	Account Total	0	0	0	73,043	73,043-	73,043-
464304-00007	CTEHR-YR. 4 - COEC - SUPPLEMENT						
	Expense						
	Salaries - Non-Faculty				14,523		
	Account Total	0	0	0	14,523	14,523-	14,523-
464304-01003	CTEHR-YR. 4 - FUCHS-YOUNG 2015 PILO						
	Expense						
	Salaries - Non-Faculty				15,332		
	Account Total	0	0	0	15,332	15,332-	15,332-
464304-01012	CTEHR-YR.4 -FUCHS-YOUNG -HURRICANE						
	Expense						
	Salaries - Non-Faculty				9,589		
	Account Total	0	0	0	9,589	9,589-	9,589-

Printed on a Xerox 9700 Laser Printing System at the Computing Services Center / Texas A&M University

Form: URGB01 (02/05/85)

Account	Description	Beginning Balance	Revenues	Net Allocations	Expenditures	Increase (Decrease)	Ending Balance
464311-03001	TXHHSC: STAR KIDS - SUPPLEMENT						
	Expense						
	Salaries - Faculty				35,902		
	Salaries - Non-Faculty				27,000		
	Account Total	0	0	0	62,902	62,902-	62,902-
464331-00001	SHIRE: QUANTIFYING THE IMPACT (HSC)						
	Expense						
	Salaries - Faculty				7,320		
	Account Total	0	0	0	7,320	7,320-	7,320-
464374-00001	YEAR 4 - RECRUIT - FIRST-TIME TENUR						
	Expense						
	Salaries - Non-Faculty				101,513		
	Account Total	0	0	0	101,513	101,513-	101,513-
464421-00003	A NEW ANIMAL MODEL FOR STRESS-INDUC						
	Expense						
	Salaries - Non-Faculty				47,476		
	Benefits				16,876		
	Account Total	64,352	0	0	64,352	64,352-	0
464571-01001	HIGH ACCURACY QUANTUM DOT - OBER						
	Expense						
	Salaries - Faculty				12,686		
	Salaries - Non-Faculty				55,909		
	Account Total	0	0	0	68,595	68,595-	68,595-
464583-00001	CONTINUATION & EXPANSION-COM-YR3						
	Expense						
	Salaries - Faculty				48,002		
	Salaries - Non-Faculty				59,582		
	Account Total	0	0	0	107,584	107,584-	107,584-
464583-00002	CONTINUATION & EXPANSION-SPH-YR 3						
	Expense						
	Salaries - Faculty				10,009		
	Salaries - Non-Faculty				36,824		
	Account Total	0	0	0	46,833	46,833-	46,833-
464603-00001	YEAR 3 - THERAPEUTIC TARGETING OF S						
	Expense						
	Salaries - Faculty				72,049		
	Account Total	0	0	0	72,049	72,049-	72,049-

Printed on a Xerox 9700 Laser Printing System at the Computing Services Center / Texas A&M University

Form: URGB01 (02/05/85)

Account	Description	Beginning Balance	Revenues	Net Allocations	Expenditures	Increase (Decrease)	Ending Balance
464641-00001	USDA: SALUD PARA USTED Y SU FAMILIA						
	Expense						
	Salaries - Faculty				36,430		
	Salaries - Non-Faculty				218,650		
	Account Total	0	0	0	255,080	255,080-	255,080-
464723-00001	MATERNAL AND CHILD HEALTH PUBLIC HE						
	Expense						
	Salaries - Faculty				18,398		
	Account Total	0	0	0	18,398	18,398-	18,398-
464781-01001	FUNCTIONAL ANATOMY OF MAMMALIAN						
	Expense						
	Salaries - Faculty				46,742		
	Salaries - Non-Faculty				100,019		
	Account Total	0	0	0	146,761	146,761-	146,761-
464821-00001	NATURAL DENTAL IMPLANTS REPLICATE T						
	Expense						
	Salaries - Non-Faculty				5,475		
	Benefits				442		
	Account Total	5,917	0	0	5,917	5,917-	0
464883-00001	TUMOR SUPPRESSION THROUGH THE CGAMP						
	Expense						
	Salaries - Non-Faculty				36,000		
	Account Total	0	0	0	36,000	36,000-	36,000-
464891-00001	THE ROLE OF STEM CELL DERIVED MICRO						
	Expense						
	Salaries - Faculty				27,000		
	Salaries - Non-Faculty				85,753		
	Account Total	0	0	0	112,753	112,753-	112,753-
464904-00001	TARGETING HER2 FOR CANCER THERAPY H						
	Expense						
	Salaries - Faculty				12,200		
	Salaries - Non-Faculty				17,201		
	Account Total	0	0	0	29,401	29,401-	29,401-
464904-00002	TARGETING HER2 FOR CANCER THERAPY T						
	Expense						
	Salaries - Faculty				7,249		
	Account Total	0	0	0	7,249	7,249-	7,249-
464941-00001	NSF CHOT INDUSTRY MEMBERSHIP: THE R						
	Expense						
	Salaries - Faculty				2,400		
	Account Total	0	0	0	2,400	2,400-	2,400-

Printed on a Xerox 9700 Laser Printing System at the Computing Services Center / Texas A&M University

Form: URGB01 (02/05/85)

Account	Description	Beginning Balance	Revenues	Net Allocations	Expenditures	Increase (Decrease)	Ending Balance
464951-00000	NEURONAL NICOTINIC ACETYLCHOLINE						
	Revenue						
	Contracts and Grant		104,297				
	Account Total	0	104,297	0	0	104,297	104,297
464951-00001	NEURONAL NICOTINIC ACETYLCHOLINE						
	Expense						
	Salaries - Non-Faculty				543		
	Account Total	0	0	0	543	543-	543-
464951-00002	NEURONAL NICOTINIC ACETYLCHOLINE						
	Expense						
	Operations and Maintenance				103,754		
	Account Total	0	0	0	103,754	103,754-	103,754-
464961-01001	COLLAGEN BINDING						
	Expense						
	Salaries - Faculty				13,747		
	Account Total	0	0	0	13,747	13,747-	13,747-
464971-00001	BIPHASIC ROLES OF OSX-WNT-B-CATENIN						
	Expense						
	Salaries - Non-Faculty				40,000		
	Benefits				17,412		
	Account Total	57,412	0	0	57,412	57,412-	0
464992-00001	PHASE II: ADVANCED PROCEDURE RESEAR						
	Expense						
	Salaries - Faculty				3,196		
	Account Total	0	0	0	3,196	3,196-	3,196-
465013-00001	THE COMBINATORIAL DRUG DISCOVERY PR						
	Expense						
	Salaries - Faculty				53,367		
	Salaries - Non-Faculty				209,140		
	Account Total	0	0	0	262,507	262,507-	262,507-
465014-00001	CDDP-YEAR 4						
	Expense						
	Salaries - Faculty				1,494		
	Account Total	0	0	0	1,494	1,494-	1,494-
465051-00000	NOVEL CB1 INVERSE AGONISTS FOR						
	Revenue						
	Contracts and Grant		11,033				
	Account Total	0	11,033	0	0	11,033	11,033

Printed on a Xerox 9700 Laser Printing System at the Computing Services Center / Texas A&M University

Form: URGB01 (02/05/85)

Account	Description	Beginning Balance	Revenues	Net Allocations	Expenditures	Increase (Decrease)	Ending Balance
465051-00001	NOVEL CB1 INVERSE AGONISTS FOR						
	Expense						
	Salaries - Faculty				11,033		
	Account Total	0	0	0	11,033	11,033-	11,033-
465063-00001	POSTDOCTORAL TRAINING IN GENERAL, P						
	Expense						
	Salaries - Non-Faculty				36,628		
	Benefits				13,920		
	Account Total	50,548	0	0	50,548	50,548-	0
465092-00001	DEVELOPING NEW COMBINATORY THERAPIE						
	Expense						
	Salaries - Non-Faculty				40,491		
	Account Total	0	0	0	40,491	40,491-	40,491-
465093-00001	DEVELOPING NEW COMBINATORY THERAPIE						
	Expense						
	Salaries - Faculty				29,719		
	Salaries - Non-Faculty				14,000		
	Account Total	0	0	0	43,719	43,719-	43,719-
465213-00001	IMPLEMENTING THE DISASTER RECOVERY						
	Expense						
	Salaries - Non-Faculty				29,614		
	Account Total	0	0	0	29,614	29,614-	29,614-
465233-00001	THE ROLE OF EARLY PREGNANCY SERUM M						
	Expense						
	Salaries - Faculty				15,945		
	Account Total	0	0	0	15,945	15,945-	15,945-
465291-00001	NIH: OBESITY, STRESS, AND NEUROMUSC						
	Expense						
	Salaries - Faculty				23,711		
	Salaries - Non-Faculty				39,787		
	Account Total	0	0	0	63,498	63,498-	63,498-
465322-00000	MH-PEER COUNSELING AND REINTEGRATIO						
	Revenue						
	Contracts and Grant		60				
	Account Total	0	60	0	0	60	60
465323-00000	MH-PEER COUNSELING AND REINTEGRATIO						
	Revenue						
	Contracts and Grant		108,636				
	Account Total	0	108,636	0	0	108,636	108,636

Printed on a Xerox 9700 Laser Printing System at the Computing Services Center / Texas A&M University

Form: URGB01 (02/05/85)

Account	Description	Beginning Balance	Revenues	Net Allocations	Expenditures	Increase (Decrease)	Ending Balance
465323-00001	DSHS 2018: PAYROLL ONLY						
	Expense						
	Salaries - Non-Faculty				108,636		
	Account Total	0	0	0	108,636	108,636-	108,636-
465341-00001	COMPARATIVE EFFICACY OF CEFTOLOZANE						
	Expense						
	Salaries - Non-Faculty				36,000		
	Account Total	0	0	0	36,000	36,000-	36,000-
465351-00001	CHARACTERIZATION OF -HSC BUDGET						
	Expense						
	Salaries - Faculty				12,200		
	Salaries - Non-Faculty				33,409		
	Account Total	0	0	0	45,609	45,609-	45,609-
465391-00001	VAGUS NERVE STIMULATION AS A TREATM						
	Expense						
	Salaries - Faculty				98,411		
	Account Total	0	0	0	98,411	98,411-	98,411-
465411-00001	NIH: PHYSICAL ACTIVITY IMPACTS OF A						
	Expense						
	Salaries - Faculty				36,032		
	Salaries - Non-Faculty				54,394		
	Account Total	0	0	0	90,426	90,426-	90,426-
465461-00001	ROLES OF LOX-1 AND STRESS-ACTIVATED						
	Expense						
	Salaries - Faculty				79,348		
	Salaries - Non-Faculty				72,952		
	Account Total	0	0	0	152,300	152,300-	152,300-
465561-00001	S. LOGAN - SUPPLEMENT - MECHANISM O						
	Expense						
	Salaries - Non-Faculty				57,504		
	Benefits				16,469		
	Account Total	73,973	0	0	73,973	73,973-	0
465651-00001	ROLE OF NUCLEOSTEMIN IN CONFERRING						
	Expense						
	Salaries - Faculty				9,394		
	Account Total	0	0	0	9,394	9,394-	9,394-
465691-00001	BACTERIAL EXPORT OF FOLDED PROTEINS						
	Expense						
	Salaries - Faculty				97,395		
	Salaries - Non-Faculty				50,000		
	Account Total	0	0	0	147,395	147,395-	147,395-

Printed on a Xerox 9700 Laser Printing System at the Computing Services Center / Texas A&M University

Form: URGB01 (02/05/85)

Account	Description	Beginning Balance	Revenues	Net Allocations	Expenditures	Increase (Decrease)	Ending Balance
465711-00001	RESTORE: CENTERS OF EXCELLENCE						
	Expense						
	Salaries - Faculty				31,658		
	Salaries - Non-Faculty				19,314		
	Account Total	0	0	0	50,972	50,972-	50,972-
465742-00001	IMPROVING CONTRAST FOR ANTIBODY-BAS						
	Expense						
	Salaries - Faculty				12,200		
	Salaries - Non-Faculty				36,191		
	Account Total	0	0	0	48,391	48,391-	48,391-
465742-00002	IMPROVING CONTRAST FOR ANTIBODY-BAS						
	Expense						
	Salaries - Faculty				7,249		
	Account Total	0	0	0	7,249	7,249-	7,249-
465751-00001	NSF CHOT INDUSTRY MEMBERSHIP: CUSTO						
	Expense						
	Salaries - Faculty				12,000		
	Account Total	0	0	0	12,000	12,000-	12,000-
465783-00001	NCE CPRIT DISSEMINATION: TRAINING C						
	Expense						
	Salaries - Faculty				19,996		
	Salaries - Non-Faculty				59,556		
	Account Total	0	0	0	79,552	79,552-	79,552-
465791-00001	NEURAL LEARNING OF TEMPORAL STRUCTU						
	Expense						
	Salaries - Faculty				83,212		
	Account Total	0	0	0	83,212	83,212-	83,212-
465831-00001	THE SPLICING FACTOR SF3B1 IS A MAST						
	Expense						
	Salaries - Faculty				57,680		
	Account Total	0	0	0	57,680	57,680-	57,680-
465841-00001	DEFINING THE MOLECULAR MECHANISMS O						
	Expense						
	Salaries - Faculty				70,699		
	Account Total	0	0	0	70,699	70,699-	70,699-
465861-00001	MANIPULATION OF HOST COMPLEMENT BY						
	Expense						
	Salaries - Faculty				33,610		
	Salaries - Non-Faculty				30,451		
	Account Total	0	0	0	64,061	64,061-	64,061-

Printed on a Xerox 9700 Laser Printing System at the Computing Services Center / Texas A&M University

Form: URGB01 (02/05/85)

Account	Description	Beginning Balance	Revenues	Net Allocations	Expenditures	Increase (Decrease)	Ending Balance
465951-00001	TAMU: PERCEPTIONS OF COMMUNITY RESI						
	Expense						
	Salaries - Faculty				13,191		
	Account Total	0	0	0	13,191	13,191-	13,191-
465961-00001	GUSTATORY RECEPTORS SENSE RNA AND R						
	Expense						
	Salaries - Non-Faculty				46,940		
	Account Total	0	0	0	46,940	46,940-	46,940-
465991-00001	CHILDREN AGAINST ANTIMICROBIAL RESI						
	Expense						
	Salaries - Faculty				4,319		
	Account Total	0	0	0	4,319	4,319-	4,319-
466001-00001	THE ROLE OF SMALL NON-CODING RNA IN						
	Expense						
	Salaries - Faculty				9,248		
	Salaries - Non-Faculty				32,672		
	Account Total	0	0	0	41,920	41,920-	41,920-
466051-00001	PRENATAL MICRORNA NEURO-THERAPEUTIC						
	Expense						
	Salaries - Faculty				56,539		
	Salaries - Non-Faculty				24,000		
	Account Total	0	0	0	80,539	80,539-	80,539-
466051-00002	PRENATAL MICRORNA NEURO DR. JUN WAN						
	Expense						
	Salaries - Faculty				4,965		
	Salaries - Non-Faculty				14,095		
	Account Total	0	0	0	19,060	19,060-	19,060-
466072-00001	NANOPARTICLE ADJUVANTS FOR IMPROVED						
	Expense						
	Salaries - Non-Faculty				10,368		
	Account Total	0	0	0	10,368	10,368-	10,368-
466101-00001	REGENERATION OF TUBULAR VASCULARIZE						
	Expense						
	Salaries - Faculty				37,533		
	Salaries - Non-Faculty				47,476		
	Benefits				23,371		
	Account Total	108,380	0	0	108,380	108,380-	0

Printed on a Xerox 9700 Laser Printing System at the Computing Services Center / Texas A&M University

Form: URGB01 (02/05/85)

Account	Description	Beginning Balance	Revenues	Net Allocations	Expenditures	Increase (Decrease)	Ending Balance
466111-00001	CONSERVED RNA SECONDARY STRUCTURES						
	Expense						
	Salaries - Faculty				18,520		
	Salaries - Non-Faculty				32,000		
	Account Total	0	0	0	50,520	50,520-	50,520-
466141-00001	EFFECT OF INFLAMMATION ON RECOVERY						
	Expense						
	Salaries - Faculty				14,528		
	Account Total	0	0	0	14,528	14,528-	14,528-
466211-00001	OPTICAL COHERENCE TOMOGRAPHY TO STU						
	Expense						
	Salaries - Faculty				12,205		
	Salaries - Non-Faculty				12,000		
	Account Total	0	0	0	24,205	24,205-	24,205-
466221-00001	NSF CHOT INDUSTRY MEMBERSHIP: THE A						
	Expense						
	Salaries - Faculty				2,400		
	Account Total	0	0	0	2,400	2,400-	2,400-
466231-00001	NSF CHOT INDUSTRY MEMBERSHIP: EVALU						
	Expense						
	Salaries - Faculty				12,000		
	Account Total	0	0	0	12,000	12,000-	12,000-
466261-00001	DEVELOPMENT OF A MICROFLUIDIC FLOW						
	Expense						
	Salaries - Non-Faculty				11,050		
	Account Total	0	0	0	11,050	11,050-	11,050-
466281-00001	DEVELOPMENT OF A MOUSE MODEL OF PED						
	Expense						
	Salaries - Faculty				24,975		
	Account Total	0	0	0	24,975	24,975-	24,975-
466301-00001	IMPROVED LIVE ATTENUATED BRUCELLA V						
	Expense						
	Salaries - Faculty				16,501		
	Account Total	0	0	0	16,501	16,501-	16,501-
466321-00001	DEVELOPING CLASSIFICATION CRITERIA						
	Expense						
	Salaries - Faculty				58,092		
	Account Total	0	0	0	58,092	58,092-	58,092-

Printed on a Xerox 9700 Laser Printing System at the Computing Services Center / Texas A&M University

Form: URGB01 (02/05/85)

Account	Description	Beginning Balance	Revenues	Net Allocations	Expenditures	Increase (Decrease)	Ending Balance
466341-00001	STAT3 IN MYELOID CELLS: A REGULATOR						
	Expense						
	Salaries - Faculty				4,546		
	Account Total	0	0	0	4,546	4,546-	4,546-
466361-00001	FOXO/NFKB INTERACTIONS IN THE REGUL						
	Expense						
	Salaries - Faculty				15,339		
	Salaries - Non-Faculty				123,476		
	Account Total	0	0	0	138,815	138,815-	138,815-
466402-00001	REGULATION OF TUMOR AGGRESSIVENESS						
	Expense						
	Salaries - Faculty				15,747		
	Salaries - Non-Faculty				54,170		
	Account Total	0	0	0	69,917	69,917-	69,917-
466421-00001	EHF: ADDRESSING RURAL HEALTH CHALLE						
	Expense						
	Salaries - Faculty				6,763		
	Salaries - Non-Faculty				26,364		
	Account Total	0	0	0	33,127	33,127-	33,127-
466431-00000	CB1 ALLOSTERIC MODULATORS: MOLECULA						
	Revenue						
	Contracts and Grant		91,998				
	Account Total	0	91,998	0	0	91,998	91,998
466431-00001	CB1 ALLOSTERIC MODULATORS: MOLECULA						
	Expense						
	Operations and Maintenance				91,998		
	Account Total	0	0	0	91,998	91,998-	91,998-
466461-00002	RAP1 SIGNALING SYSTEM REINFORCES ON						
	Expense						
	Salaries - Non-Faculty				52,000		
	Account Total	0	0	0	52,000	52,000-	52,000-
466482-00001	A PLATFORM TECHNOLOGY FOR THE ISOLA						
	Expense						
	Salaries - Non-Faculty				45,000		
	Account Total	0	0	0	45,000	45,000-	45,000-
466492-00001	NOVEL ROLES FOR NIK IN HIGH-GRADE G						
	Expense						
	Salaries - Faculty				23,686		
	Salaries - Non-Faculty				14,699		
	Account Total	0	0	0	38,385	38,385-	38,385-

Printed on a Xerox 9700 Laser Printing System at the Computing Services Center / Texas A&M University

Form: URGB01 (02/05/85)

Account	Description	Beginning Balance	Revenues	Net Allocations	Expenditures	Increase (Decrease)	Ending Balance
466501-00001	BROADLY NEUTRALIZING NON-ANTIBODY P						
	Expense						
	Salaries - Non-Faculty				45,000		
	Account Total	0	0	0	45,000	45,000-	45,000-
466561-00001	ARGEN-X BVBA - WARD						
	Expense						
	Salaries - Faculty				12,200		
	Salaries - Non-Faculty				52,407		
	Account Total	0	0	0	64,607	64,607-	64,607-
466561-00002	ARGEN-X BVBA - OBER						
	Expense						
	Salaries - Faculty				9,061		
	Account Total	0	0	0	9,061	9,061-	9,061-
466571-00001	DHHS-ACL: SUSTAIN FOR BETTER HEALTH						
	Expense						
	Salaries - Faculty				9,343		
	Salaries - Non-Faculty				150,280		
	Account Total	0	0	0	159,623	159,623-	159,623-
466592-00001	AN UNLIKELY THERAPEUTIC TARGET FOR						
	Expense						
	Salaries - Faculty				7,304		
	Account Total	0	0	0	7,304	7,304-	7,304-
466602-00001	RURAL HEALTH RESEARCH GRANT PROGRAM						
	Expense						
	Salaries - Faculty				49,365		
	Salaries - Non-Faculty				34,909		
	Account Total	0	0	0	84,274	84,274-	84,274-
466602-01001	SRHRC PROJECT 1 - MCKYER						
	Expense						
	Salaries - Faculty				26,189		
	Account Total	0	0	0	26,189	26,189-	26,189-
466602-02001	SRHRC PROJECT 2 - MORRISEY						
	Expense						
	Salaries - Faculty				56,726		
	Account Total	0	0	0	56,726	56,726-	56,726-
466602-03001	SRHRC PROJECT 3						
	Expense						
	Salaries - Faculty				12,683		
	Salaries - Non-Faculty				20,000		
	Account Total	0	0	0	32,683	32,683-	32,683-

Printed on a Xerox 9700 Laser Printing System at the Computing Services Center / Texas A&M University

Form: URGB01 (02/05/85)

Account	Description	Beginning Balance	Revenues	Net Allocations	Expenditures	Increase (Decrease)	Ending Balance
466602-04001	SRHRC PROJECT 4 - BOLIN						
	Expense						
	Salaries - Faculty				44,835		
	Salaries - Non-Faculty				6,347		
	Account Total	0	0	0	51,182	51,182-	51,182-
466621-00001	AGING EFFECT ON GENOME MAINTENANCE						
	Expense						
	Salaries - Faculty				18,800		
	Salaries - Non-Faculty				61,000		
	Account Total	0	0	0	79,800	79,800-	79,800-
466631-00001	XENEX RESEARCH AGREEMENT						
	Expense						
	Salaries - Faculty				17,673		
	Salaries - Non-Faculty				23,803		
	Account Total	0	0	0	41,476	41,476-	41,476-
466641-00001	UTMB: FETAL CELL SENESCENCE SIGNALS						
	Expense						
	Salaries - Faculty				2,895		
	Account Total	0	0	0	2,895	2,895-	2,895-
466741-00001	THE MENTORS PROJECT - MCM BUDGET						
	Expense						
	Salaries - Faculty				21,057		
	Salaries - Non-Faculty				49,382		
	Account Total	0	0	0	70,439	70,439-	70,439-
466741-01002	THE MENTORS PROJECT - MPIN BUDGET						
	Expense						
	Salaries - Faculty				17,921		
	Account Total	0	0	0	17,921	17,921-	17,921-
466751-00001	NANOPARTICLES MADE FROM IPS CELL-DE						
	Expense						
	Salaries - Faculty				12,726		
	Salaries - Non-Faculty				45,102		
	Account Total	0	0	0	57,828	57,828-	57,828-
466751-00002	NANOPARTICLES MADE FROM IPS CELL-DE						
	Expense						
	Salaries - Faculty				5,083		
	Account Total	0	0	0	5,083	5,083-	5,083-

Printed on a Xerox 9700 Laser Printing System at the Computing Services Center / Texas A&M University

Form: URGB01 (02/05/85)

Account	Description	Beginning Balance	Revenues	Net Allocations	Expenditures	Increase (Decrease)	Ending Balance
466761-00001	FUNCTIONAL AND BIOINFORMATIC ANALYS						
	Expense						
	Salaries - Faculty				19,366		
	Salaries - Non-Faculty				72,000		
	Account Total	0	0	0	91,366	91,366-	91,366-
466791-00001	NAS: FACTORING IN THE HUMAN IN OFFS						
	Expense						
	Salaries - Faculty				1,099		
	Account Total	0	0	0	1,099	1,099-	1,099-
466801-00001	TRIM PROTEINS POLARIZE DNA SENSING						
	Expense						
	Salaries - Faculty				20,964		
	Salaries - Non-Faculty				48,216		
	Account Total	0	0	0	69,180	69,180-	69,180-
466851-00001	CARDIAC MYOSIN BINDING PROTEIN-C PH						
	Expense						
	Salaries - Non-Faculty				36,439		
	Account Total	0	0	0	36,439	36,439-	36,439-
466861-00001	AGRILIFE: DFPS PROGRAM EVALUATION						
	Expense						
	Salaries - Faculty				9,434		
	Salaries - Non-Faculty				8,049		
	Account Total	0	0	0	17,483	17,483-	17,483-
466871-00001	CURCUMIN NANOPARTICLE THERAPY FOR G						
	Expense						
	Salaries - Faculty				21,332		
	Salaries - Non-Faculty				85,500		
	Account Total	0	0	0	106,832	106,832-	106,832-
466881-00002	EPIGENETIC MECHANISMS YEAR 2						
	Expense						
	Salaries - Faculty				18,504		
	Account Total	0	0	0	18,504	18,504-	18,504-
466941-00001	FUNCTIONAL CONSEQUENCES OF ACUTE OP						
	Expense						
	Salaries - Faculty				10,119		
	Account Total	0	0	0	10,119	10,119-	10,119-
466951-00001	TAMU-CC/TX GOV: DR 2 PILOT PROJECT						
	Expense						
	Salaries - Faculty				27,904		
	Account Total	0	0	0	27,904	27,904-	27,904-

Printed on a Xerox 9700 Laser Printing System at the Computing Services Center / Texas A&M University

Form: URGB01 (02/05/85)

Account	Description	Beginning Balance	Revenues	Net Allocations	Expenditures	Increase (Decrease)	Ending Balance
466981-00001	DEVELOPING A PROVIDER TOOL TO IMPRO						
	Expense						
	Salaries - Faculty				6,321		
	Salaries - Non-Faculty				2,500		
	Account Total	0	0	0	8,821	8,821-	8,821-
466991-00001	TEX-VAL: TEXAS A&M TISSUE CHIP VALI						
	Expense						
	Salaries - Faculty				13,127		
	Account Total	0	0	0	13,127	13,127-	13,127-
467041-00001	INNOVATIVE STATISTICAL MODELS FOR D						
	Expense						
	Salaries - Faculty				75,005		
	Account Total	0	0	0	75,005	75,005-	75,005-
467111-00001	CHONDROCYTE-DERIVED BONE CELLS DETE						
	Expense						
	Salaries - Faculty				40,119		
	Salaries - Non-Faculty				149,581		
	Benefits				44,182		
	Account Total	233,882	0	0	233,882	233,882-	0
467121-00001	NOVEL THERAPEUTIC STRATEGIES FOR AC						
	Expense						
	Salaries - Faculty				6,213		
	Account Total	0	0	0	6,213	6,213-	6,213-
467131-00001	A RANDOMIZED CLINICAL TRIAL WITH TR						
	Expense						
	Salaries - Faculty				10,502		
	Salaries - Non-Faculty				44,290		
	Account Total	0	0	0	54,792	54,792-	54,792-
467151-00001	DEFINITION OF TARGETS TO INHIBIT SA						
	Expense						
	Salaries - Faculty				20,649		
	Salaries - Non-Faculty				56,000		
	Account Total	0	0	0	76,649	76,649-	76,649-
467161-00001	SEX DIFFERENCES						
	Expense						
	Salaries - Non-Faculty				74,980		
	Benefits				11,952		
	Account Total	86,932	0	0	86,932	86,932-	0

Printed on a Xerox 9700 Laser Printing System at the Computing Services Center / Texas A&M University

Form: URGB01 (02/05/85)

Account	Description	Beginning Balance	Revenues	Net Allocations	Expenditures	Increase (Decrease)	Ending Balance
467191-00001	PRIVACY PRESERVING INTERACTI						
	Expense						
	Salaries - Faculty				63,926		
	Salaries - Non-Faculty				44,119		
	Account Total	0	0	0	108,045	108,045-	108,045-
467191-01001	TAMU - VISUALIZATION (ERIC REGAN)						
	Expense						
	Salaries - Faculty				9,488		
	Account Total	0	0	0	9,488	9,488-	9,488-
467211-00001	DECODING THE GENE REGULATORY MECHAN						
	Expense						
	Salaries - Non-Faculty				7,994		
	Account Total	0	0	0	7,994	7,994-	7,994-
467231-00002	TOLERANCE MECHANISMS PHASE I TASK 2						
	Expense						
	Salaries - Faculty				46,122		
	Salaries - Non-Faculty				58,000		
	Account Total	0	0	0	104,122	104,122-	104,122-
467241-00001	BAYLESS BUDGET						
	Expense						
	Salaries - Faculty				10,655		
	Account Total	0	0	0	10,655	10,655-	10,655-
467241-00002	SITCHERAN BUDGET						
	Expense						
	Salaries - Non-Faculty				24,499		
	Account Total	0	0	0	24,499	24,499-	24,499-
467251-00002	BROOKE RUSSELL-MICROBES & COLON CAN						
	Expense						
	Salaries - Faculty				40,345		
	Account Total	0	0	0	40,345	40,345-	40,345-
467291-00001	THE ROLE OF HYPOTHALAMIC NEUROPEPTI						
	Expense						
	Salaries - Non-Faculty				24,727		
	Account Total	0	0	0	24,727	24,727-	24,727-
467331-00001	HIGH THROUGHPUT COMBINATORY DRUG SC						
	Expense						
	Salaries - Faculty				26,255		
	Account Total	0	0	0	26,255	26,255-	26,255-

Printed on a Xerox 9700 Laser Printing System at the Computing Services Center / Texas A&M University

Form: URGB01 (02/05/85)

Account	Description	Beginning Balance	Revenues	Net Allocations	Expenditures	Increase (Decrease)	Ending Balance
467341-00001	ISOLATION OF TERMINAL SCHWANN CELLS						
	Expense						
	Salaries - Faculty				19,319		
	Salaries - Non-Faculty				34,670		
	Account Total	0	0	0	53,989	53,989-	53,989-
467361-00001	MATERNAL AND CHILD HEALTH FIELD-INI						
	Expense						
	Salaries - Faculty				26,854		
	Account Total	0	0	0	26,854	26,854-	26,854-
467371-00001	NEUROENDOCRINE REGULATION OF BILIAR						
	Expense						
	Salaries - Faculty				37,406		
	Salaries - Non-Faculty				45,973		
	Account Total	0	0	0	83,379	83,379-	83,379-
467371-00002	DOSTAL-NEUROENDOCRINE REGULATION OF						
	Expense						
	Salaries - Faculty				7,456		
	Account Total	0	0	0	7,456	7,456-	7,456-
467371-00003	HEIN-NEUROENDOCRINE REGULATION OF B						
	Expense						
	Salaries - Faculty				11,818		
	Account Total	0	0	0	11,818	11,818-	11,818-
467391-00002	TTI/CDC:LEVERAGING MOTOR VEHICLE CR						
	Expense						
	Salaries - Faculty				7,813		
	Account Total	0	0	0	7,813	7,813-	7,813-
467402-00001	CENTER FOR INTEGRATION OF GENOMICS						
	Expense						
	Salaries - Non-Faculty				54,500		
	Account Total	0	0	0	54,500	54,500-	54,500-
467411-00001	THE ROLE OF FAM20B-CATALYZED PROTEO						
	Expense						
	Salaries - Faculty				30,675		
	Salaries - Non-Faculty				60,516		
	Benefits				16,407		
	Account Total	107,598	0	0	107,598	107,598-	0
467441-00001	TEXAS RAPE PREVENTION AND EDUCATION						
	Expense						
	Salaries - Faculty				130,909		
	Salaries - Non-Faculty				90,735		
	Account Total	0	0	0	221,644	221,644-	221,644-

Printed on a Xerox 9700 Laser Printing System at the Computing Services Center / Texas A&M University

Form: URGB01 (02/05/85)

Account	Description	Beginning Balance	Revenues	Net Allocations	Expenditures	Increase (Decrease)	Ending Balance
467451-00001	COPING WITH STRESS: SKARE BUDGET						
	Expense						
	Salaries - Faculty				9,344		
	Salaries - Non-Faculty				72,922		
	Account Total	0	0	0	82,266	82,266-	82,266-
467451-00002	COPING WITH STRESS: HYDE BUDGET						
	Expense						
	Salaries - Faculty				20,600		
	Salaries - Non-Faculty				30,250		
	Account Total	0	0	0	50,850	50,850-	50,850-
467491-00001	THE PARACRINE REGULATION OF MAST CE						
	Expense						
	Salaries - Faculty				32,100		
	Account Total	0	0	0	32,100	32,100-	32,100-
467501-00000	ANALYSIS OF ALTERNATE LIGHT IN THE						
	Revenue						
	Contracts and Grant		17,012				
	Account Total	0	17,012	0	0	17,012	17,012
467501-00001	ANALYSIS OF ALTERNATE LIGHT IN THE						
	Expense						
	Salaries - Faculty				10,918		
	Wages				2,340		
	Benefits				2,754		
	Operations and Maintenance				1,000		
	Account Total	0	0	0	17,012	17,012-	17,012-
467521-00001	SMALL MOLECULE MEDIATED RESTORATION						
	Expense						
	Salaries - Faculty				47,520		
	Benefits				7,784		
	Account Total	55,304	0	0	55,304	55,304-	0
467561-00000	THE ROLE OF EXRNA IN HEALTH DISPAR						
	Revenue						
	Contracts and Grant		16,699				
	Account Total	0	16,699	0	0	16,699	16,699
467561-00001	THE ROLE OF EXRNA IN HEALTH DISPAR						
	Expense						
	Operations and Maintenance				16,699		
	Account Total	0	0	0	16,699	16,699-	16,699-

Printed on a Xerox 9700 Laser Printing System at the Computing Services Center / Texas A&M University

Form: URGB01 (02/05/85)

Account	Description	Beginning Balance	Revenues	Net Allocations	Expenditures	Increase (Decrease)	Ending Balance
467571-00001	LGR4 IN BREAST CANCER PROGRESSION A						
	Expense						
	Salaries - Faculty				15,747		
	Salaries - Non-Faculty				6,019		
	Account Total	0	0	0	21,766	21,766-	21,766-
467581-00001	IPA FOR XU 7/17-6/18						
	Expense						
	Salaries - Non-Faculty				33,000		
	Account Total	0	0	0	33,000	33,000-	33,000-
467651-00001	INNATE IMMUNE SIGNALING AND TYPE I						
	Expense						
	Salaries - Faculty				35,226		
	Account Total	0	0	0	35,226	35,226-	35,226-
467671-00001	TYTAP CONTINUATION FUNDING FY2018-1						
	Expense						
	Salaries - Faculty				19,147		
	Account Total	0	0	0	19,147	19,147-	19,147-
467691-00001	ROLE OF MICROBIOTA DYSBIOSIS ON LYM						
	Expense						
	Salaries - Faculty				31,501		
	Salaries - Non-Faculty				18,754		
	Account Total	0	0	0	50,255	50,255-	50,255-
467701-00001	ADIPOSE TISSUE LYMPHATIC VESSEL FUN						
	Expense						
	Salaries - Faculty				20,600		
	Salaries - Non-Faculty				11,400		
	Account Total	0	0	0	32,000	32,000-	32,000-
467721-00001	ADVANCED PROCEDURE RESEARCH STUDY -						
	Expense						
	Salaries - Faculty				3,196		
	Account Total	0	0	0	3,196	3,196-	3,196-
467751-00001	NOVEL SIGNALS REGULATE CELL FATE PA						
	Expense						
	Salaries - Faculty				23,535		
	Salaries - Non-Faculty				80,489		
	Account Total	0	0	0	104,024	104,024-	104,024-
467761-00000	RESEARCH AGREEMENT WITH IMMUNOVA,						
	Revenue						
	Contracts and Grant		16,188				
	Account Total	0	16,188	0	0	16,188	16,188

Printed on a Xerox 9700 Laser Printing System at the Computing Services Center / Texas A&M University

Form: URGB01 (02/05/85)

Account	Description	Beginning Balance	Revenues	Net Allocations	Expenditures	Increase (Decrease)	Ending Balance
467761-00001	RESEARCH AGREEMENT WITH IMMUNOVA,						
	Expense						
	Operations and Maintenance				16,188		
	Account Total	0	0	0	16,188	16,188-	16,188-
467791-00001	COMPREHENSIVE TOOLS AND MODELS FOR						
	Expense						
	Salaries - Faculty				13,191		
	Salaries - Non-Faculty				20,600		
	Account Total	0	0	0	33,791	33,791-	33,791-
467791-01001	MCDONALD_COMPREHENSIVE TOOLS AND MO						
	Expense						
	Salaries - Faculty				18,706		
	Salaries - Non-Faculty				20,600		
	Account Total	0	0	0	39,306	39,306-	39,306-
467801-00001	NLRC5: A NOVEL BIOMARKER AND THERAP						
	Expense						
	Salaries - Faculty				9,091		
	Account Total	0	0	0	9,091	9,091-	9,091-
467811-00001	IDENTIFICATION OF ALTERATIONS OF TH						
	Expense						
	Salaries - Non-Faculty				12,733		
	Account Total	0	0	0	12,733	12,733-	12,733-
467821-00001	VEGF-D INDUCED LYMPHANGIOGENESIS:						
	Expense						
	Salaries - Non-Faculty				39,777		
	Account Total	0	0	0	39,777	39,777-	39,777-
467831-00001	GLOBAL CHANGES IN THE 3'UTROME TOGG						
	Expense						
	Salaries - Faculty				17,648		
	Salaries - Non-Faculty				28,710		
	Account Total	0	0	0	46,358	46,358-	46,358-
467841-00001	(IPA): VA EMERGENCY MANAGEMENT AND						
	Expense						
	Salaries - Faculty				79,314		
	Account Total	0	0	0	79,314	79,314-	79,314-
467861-00001	REGULATION OF BILIARY GROWTH AND FI						
	Expense						
	Salaries - Faculty				30,722		
	Salaries - Non-Faculty				65,338		
	Account Total	0	0	0	96,060	96,060-	96,060-

Printed on a Xerox 9700 Laser Printing System at the Computing Services Center / Texas A&M University

Form: URGB01 (02/05/85)

Account	Description	Beginning Balance	Revenues	Net Allocations	Expenditures	Increase (Decrease)	Ending Balance
467871-00001	MITOCHONDRIAL DYSFUNCTION AND ABERR						
	Expense						
	Salaries - Faculty				10,687		
	Salaries - Non-Faculty				42,500		
	Account Total	0	0	0	53,187	53,187-	53,187-
467871-00002	MITOCHONDRIAL DYSFUNCTION SHETTY BU						
	Expense						
	Salaries - Faculty				13,653		
	Salaries - Non-Faculty				17,031		
	Account Total	0	0	0	30,684	30,684-	30,684-
467881-00000	STRUCTURAL DETERMINATION OF EPINEPH						
	Revenue						
	Contracts and Grant		16,699				
	Account Total	0	16,699	0	0	16,699	16,699
467881-00001	STRUCTURAL DETERMINATION OF EPINEPH						
	Expense						
	Operations and Maintenance				16,699		
	Account Total	0	0	0	16,699	16,699-	16,699-
467901-00001	SYNAPTIC PLASTICITY AND ALCOHOL USE						
	Expense						
	Salaries - Faculty				14,895		
	Salaries - Non-Faculty				24,633		
	Account Total	0	0	0	39,528	39,528-	39,528-
467921-00001	MOLECULAR CHARACTERIZATION OF A NOV						
	Expense						
	Salaries - Faculty				6,601		
	Account Total	0	0	0	6,601	6,601-	6,601-
467931-00001	MELATONIN FOR REVERSING BRAIN DYSFU						
	Expense						
	Salaries - Faculty				74,024		
	Salaries - Non-Faculty				87,199		
	Account Total	0	0	0	161,223	161,223-	161,223-
467941-00001	RELATIONSHIPS AMONG METRONIDAZOLE R						
	Expense						
	Salaries - Faculty				14,950		
	Salaries - Non-Faculty				59,141		
	Account Total	0	0	0	74,091	74,091-	74,091-

Printed on a Xerox 9700 Laser Printing System at the Computing Services Center / Texas A&M University

Form: URGB01 (02/05/85)

Account	Description	Beginning Balance	Revenues	Net Allocations	Expenditures	Increase (Decrease)	Ending Balance
468001-00001	A PILOT RCT ON THE EFFECT OF RESVER						
	Expense						
	Salaries - Faculty				21,332		
	Salaries - Non-Faculty				19,500		
	Account Total	0	0	0	40,832	40,832-	40,832-
468021-00001	CMV PENTAMERIC COMPLEX BASED VACCIN						
	Expense						
	Salaries - Faculty				112,034		
	Salaries - Non-Faculty				34,000		
	Account Total	0	0	0	146,034	146,034-	146,034-
468021-00002	CMV PENTAMERIC COMPLEX BASED - MCM						
	Expense						
	Salaries - Faculty				4,880		
	Account Total	0	0	0	4,880	4,880-	4,880-
468031-00000	SEXUAL ASSAULT NURSE EXAMINER (SANE						
	Revenue						
	Contracts and Grant		251,436				
	Account Total	0	251,436	0	0	251,436	251,436
468031-00001	SEXUAL ASSAULT NURSE EXAMINER (SANE						
	Expense						
	Salaries - Faculty				70,991		
	Salaries - Non-Faculty				13,447		
	Benefits				22,156		
	Operations and Maintenance				144,842		
	Account Total	0	0	0	251,436	251,436-	251,436-
468041-00001	CYTOBITS - A HIGH-THROUGHPUT SCREEN						
	Expense						
	Salaries - Non-Faculty				48,750		
	Account Total	0	0	0	48,750	48,750-	48,750-
468071-00001	IPA FOR RAKESHWAR GULERIA YR 2017-1						
	Expense						
	Salaries - Faculty				81,232		
	Account Total	0	0	0	81,232	81,232-	81,232-
468081-00001	COGNITIVE ANALYSIS OF USE OF MHEALT						
	Expense						
	Salaries - Faculty				14,000		
	Account Total	0	0	0	14,000	14,000-	14,000-
468091-00001	CLASSICAL COMPLEMENT PATHWAY EVASIO						
	Expense						
	Salaries - Non-Faculty				47,484		
	Account Total	0	0	0	47,484	47,484-	47,484-

Printed on a Xerox 9700 Laser Printing System at the Computing Services Center / Texas A&M University

Form: URGB01 (02/05/85)

Account	Description	Beginning Balance	Revenues	Net Allocations	Expenditures	Increase (Decrease)	Ending Balance
468111-00001	ARTIFICIAL ECOLOGY SINK AS PROPHYLA						
	Expense						
	Salaries - Non-Faculty				65,000		
	Account Total	0	0	0	65,000	65,000-	65,000-
468121-00001	IMPACT OF VARIDESK USAGE AND GAMIFI						
	Expense						
	Salaries - Faculty				7,889		
	Account Total	0	0	0	7,889	7,889-	7,889-
468131-00001	YEAR 1.1 COM - MCCLELLAN						
	Expense						
	Salaries - Faculty				53,438		
	Salaries - Non-Faculty				72,951		
	Account Total	0	0	0	126,389	126,389-	126,389-
468131-01001	YEAR 1.1 SPH - BOLIN						
	Expense						
	Salaries - Faculty				17,990		
	Salaries - Non-Faculty				14,873		
	Account Total	0	0	0	32,863	32,863-	32,863-
468161-00001	YR 1 - GCC CENTER FOR ADVANCED MICR						
	Expense						
	Salaries - Non-Faculty				38,750		
	Account Total	0	0	0	38,750	38,750-	38,750-
468171-00001	NO FALLS PARTNERSHIP						
	Expense						
	Salaries - Faculty				3,469		
	Account Total	0	0	0	3,469	3,469-	3,469-
468181-00001	CHS SMALL: CONNECTING ACROSS DISTAN						
	Expense						
	Salaries - Faculty				27,754		
	Account Total	0	0	0	27,754	27,754-	27,754-
468201-00001	COM NEUROSCIENCE (HOOK AND SOHRABJI						
	Expense						
	Salaries - Faculty				29,202		
	Salaries - Non-Faculty				28,836		
	Account Total	0	0	0	58,038	58,038-	58,038-
468201-01001	COM MICROBIAL PATHOGENESIS (ALANIZ)						
	Expense						
	Salaries - Faculty				5,039		
	Account Total	0	0	0	5,039	5,039-	5,039-

Printed on a Xerox 9700 Laser Printing System at the Computing Services Center / Texas A&M University

Form: URGB01 (02/05/85)

Account	Description	Beginning Balance	Revenues	Net Allocations	Expenditures	Increase (Decrease)	Ending Balance
468211-00001	CARDIAC MYOSIN BINDING PROTEIN-C MO						
	Expense						
	Salaries - Faculty				11,442		
	Salaries - Non-Faculty				27,701		
	Account Total	0	0	0	39,143	39,143-	39,143-
468221-00001	EMPOWERING RURAL COMMUNITIES AND FA						
	Expense						
	Salaries - Faculty				18,215		
	Salaries - Non-Faculty				538		
	Account Total	0	0	0	18,753	18,753-	18,753-
468231-00001	WEAVING THE TASINA LUTA: A COMMUNIT						
	Expense						
	Salaries - Faculty				6,881		
	Salaries - Non-Faculty				25,486		
	Account Total	0	0	0	32,367	32,367-	32,367-
468241-00001	YEAR 1: MITOCHONDRIAL DNA INSTABILI						
	Expense						
	Salaries - Faculty				11,337		
	Salaries - Non-Faculty				33,528		
	Account Total	0	0	0	44,865	44,865-	44,865-
468261-00001	YEAR 1 - IDENTIFY STREPTOCOCCUS GAL						
	Expense						
	Salaries - Faculty				13,346		
	Salaries - Non-Faculty				7,008		
	Account Total	0	0	0	20,354	20,354-	20,354-
468281-00001	FARMWORKERS RISK OF EXPOSURE TO ANT						
	Expense						
	Salaries - Faculty				2,550		
	Account Total	0	0	0	2,550	2,550-	2,550-
468291-00001	NIH-EPIGENETIC ATTENUATION						
	Expense						
	Salaries - Faculty				23,377		
	Salaries - Non-Faculty				23,909		
	Account Total	0	0	0	47,286	47,286-	47,286-
468301-00001	EARLY PREDICTORS OF FASD IN UKRAINE						
	Expense						
	Salaries - Non-Faculty				12,000		
	Account Total	0	0	0	12,000	12,000-	12,000-

Printed on a Xerox 9700 Laser Printing System at the Computing Services Center / Texas A&M University

Form: URGB01 (02/05/85)

Account	Description	Beginning Balance	Revenues	Net Allocations	Expenditures	Increase (Decrease)	Ending Balance
468321-00001	CAUSE OF DEATH ON-LINE TRAININGS						
	Expense						
	Salaries - Faculty				3,435		
	Salaries - Non-Faculty				72,894		
	Account Total	0	0	0	76,329	76,329-	76,329-
480100-00000	RESEARCH FOUNDATION PAYROLL-MEDICIN						
	Revenue						
	Contracts and Grant		9,542				
	Expense						
	Salaries - Non-Faculty				9,542		
	Account Total	0	9,542	0	9,542	0	0
480101-00000	RESEARCH FOUNDATION PAYROLL-DENTIST						
	Expense						
	Salaries - Non-Faculty				45,000		
	Benefits				14,338		
	Account Total	59,338	0	0	59,338	59,338-	0
486000-00000	CIADM/BARDA						
	Revenue						
	Contracts and Grant		2,194,514				
	Account Total	0	2,194,514	0	0	2,194,514	2,194,514
486000-00001	CIADM/BARDA						
	Expense						
	Operations and Maintenance				694,514		
	Equipment (Capitalized)				1,500,000		
	Account Total	0	0	0	2,194,514	2,194,514-	2,194,514-
488888	CIADM PAYROLL CLEARING						
	Revenue						
	Contracts and Grant		2,964,096				
	Expense						
	Salaries - Non-Faculty				2,339,098		
	Benefits				624,998		
	Account Total	0	2,964,096	0	2,964,096	0	0
500074-00000	MCALLEN CAMPUS-CITY OF MCALLEN GIFT						
	Expense						
	Operations and Maintenance				6,000		
	Account Total	6,000	0	0	6,000	6,000-	0
500078-00000	FACULTY SUNSHINE FUND						
	Revenue						
	Gifts		500				
	Expense						
	Operations and Maintenance				500		
	Account Total	0	500	0	500	0	0

Printed on a Xerox 9700 Laser Printing System at the Computing Services Center / Texas A&M University

Form: URGB01 (02/05/85)

Account	Description	Beginning Balance	Revenues	Net Allocations	Expenditures	Increase (Decrease)	Ending Balance
500117-00000	BLEIDT ACAD AFFAIRS DISCRETIONARY						
	Expense						
	Operations and Maintenance				381		
	Account Total	381	0	0	381	381-	0
500119-00000	SILVER STAR GALA						
	Expense						
	Operations and Maintenance				4		
	Account Total	4	0	0	4	4-	0
500120-00000	COP-DEAN'S EXCELLENCE FUND						
	Expense						
	Operations and Maintenance				35,012		
	Account Total	35,697	0	0	35,012	35,012-	685
500120-00001	DR. CHOUDHURY						
	Expense						
	Operations and Maintenance				685		
	Account Total	0	0	0	685	685-	685-
500121-00000	SPECIAL GIFTS-CORP/PRIVATE						
	Expense						
	Operations and Maintenance				80,273		
	Account Total	80,273	0	0	80,273	80,273-	0
530004-00000	E.L. WEHNER/WELCH FOUNDATION						
	Expense						
	Salaries - Non-Faculty				49,953		
	Account Total	0	0	0	49,953	49,953-	49,953-
530008-00000	COX ENDOWED CHAIR						
	Revenue						
	Investment Income		14,000				
	Expense						
	Operations and Maintenance				14,000		
	Account Total	0	14,000	0	14,000	0	0
530022-01001	HASSKARL HUMANISM AWARD						
	Revenue						
	Gifts		2,100				
	Expense						
	Scholarships				2,000		
	Operations and Maintenance				100		
	Account Total	0	2,100	0	2,100	0	0
530025-00000	ESTILL GIFT-EXPERIENTIAL PROGRAM						
	Expense						
	Operations and Maintenance				1,810		
	Account Total	1,810	0	0	1,810	1,810-	0

Printed on a Xerox 9700 Laser Printing System at the Computing Services Center / Texas A&M University

Form: URGB01 (02/05/85)

Account	Description	Beginning Balance	Revenues	Net Allocations	Expenditures	Increase (Decrease)	Ending Balance
530045-00000	COP - LEADS						
	Account Total	3,293	0	0	0	0	3,293
530045-35500	COP-LEADS BUSTAMANTE						
	Expense						
	Operations and Maintenance				3,293		
	Account Total	0	0	0	3,293	3,293-	3,293-
530057-00000	WALGREENS CULTURE DIVERSITY PROGRAM						
	Revenue						
	Gifts		3,000				
	Expense						
	Operations and Maintenance				3,000		
	Account Total	0	3,000	0	3,000	0	0
530066-00000	WEST, N&W END CHAIR-IBT-TX MED CTR						
	Expense						
	Salaries - Faculty				25,685		
	Salaries - Non-Faculty				19,140		
	Account Total	0	0	0	44,825	44,825-	44,825-
530096-00000	ORAL SURGERY FELLOWSHIP						
	Revenue						
	Gifts		80,000				
	Expense						
	Salaries - Faculty				29,989		
	Salaries - Non-Faculty				75,742		
	Benefits				28,894		
	Account Total	54,625	80,000	0	134,625	54,625-	0
530099-00000	MHA LEADSHIP ENHANCEMENT PROGRAM						
	Expense						
	Operations and Maintenance				300		
	Account Total	3,300	0	0	300	300-	3,000
530099-22000	MHA-SCHOLARSHIP/PHPM SPECIAL						
	Revenue						
	Gifts		5,000				
	Expense						
	Scholarships				2,000		
	Account Total	0	5,000	0	2,000	3,000	3,000
530099-22001	SPH PASSTHROUGH SCHOLARSHIPS						
	Expense						
	Scholarships				6,000		
	Account Total	0	0	0	6,000	6,000-	6,000-

Printed on a Xerox 9700 Laser Printing System at the Computing Services Center / Texas A&M University

Form: URGB01 (02/05/85)

Account	Description	Beginning Balance	Revenues	Net Allocations	Expenditures	Increase (Decrease)	Ending Balance
530100-00000	KLS MARTIN GIFT						
	Revenue						
	Gifts		29,412				
	Expense						
	Salaries - Non-Faculty				26,948		
	Benefits				2,464		
	Account Total	0	29,412	0	29,412	0	0
530164-00000	SPH-RESTRICTED GIFTS						
	Revenue						
	Gifts		35,000				
	Expense						
	Operations and Maintenance				30,000		
	Account Total	0	35,000	0	30,000	5,000	5,000
530164-68000	GIFT SHARMA FUNDS						
	Expense						
	Operations and Maintenance				5,000		
	Account Total	0	0	0	5,000	5,000-	5,000-
530168-00000	CIRO V. SUMAYA ENDOWMENT FUND						
	Account Total	4,000	0	0	0	0	4,000
530168-00001	SUMAYA SCHOLARSHIP ACCOUNT						
	Expense						
	Scholarships				4,000		
	Account Total	0	0	0	4,000	4,000-	4,000-
530170-00000	JEROME J CONGLETON END SCH FOR ERGO						
	Expense						
	Scholarships				1,500		
	Account Total	1,500	0	0	1,500	1,500-	0
530172-00000	STEARMAN PROFESSOR OF GENOMIC MEDIC						
	Expense						
	Salaries - Non-Faculty				106,165		
	Account Total	0	0	0	106,165	106,165-	106,165-
530177-00000	HEALTH FAIRS						
	Expense						
	Operations and Maintenance				2,820		
	Account Total	2,820	0	0	2,820	2,820-	0
530181-00000	CIID - PULMOTECT FUNDS						
	Expense						
	Salaries - Non-Faculty				34,092		
	Account Total	0	0	0	34,092	34,092-	34,092-

Printed on a Xerox 9700 Laser Printing System at the Computing Services Center / Texas A&M University

Form: URGB01 (02/05/85)

Account	Description	Beginning Balance	Revenues	Net Allocations	Expenditures	Increase (Decrease)	Ending Balance
530183-00000	WELLS-RESEARCH						
	Expense						
	Salaries - Non-Faculty				54,165		
	Account Total	0	0	0	54,165	54,165-	54,165-
530190-00000	PHARMACY ENTREPRENEURSHIP ELECTIVE						
	Expense						
	Operations and Maintenance				632		
	Account Total	632	0	0	632	632-	0
530192-00000	ALKEK ACCELERATOR FOR ADVANCED IMAG						
	Expense						
	Salaries - Non-Faculty				57,680		
	Account Total	0	0	0	57,680	57,680-	57,680-
530195-00000	INSTITUTE FOR REGENERATIVE MEDICINE						
	Expense						
	Salaries - Non-Faculty				90,722		
	Account Total	0	0	0	90,722	90,722-	90,722-
531017-00000	BOFF, JOHN F ENDOWED SCHOLARSHIP						
	Revenue						
	Investment Income		1,000				
	Expense						
	Operations and Maintenance				1,000		
	Account Total	0	1,000	0	1,000	0	0
540006-00000	LIPIDOMICS/METABOLOMICS LAB SUPPORT						
	Expense						
	Salaries - Non-Faculty				31,742		
	Account Total	0	0	0	31,742	31,742-	31,742-
540009-00000	BENCH FEE FOR SHAIMAA ALI GAD						
	Revenue						
	Other Operating Inc		7,000				
	Expense						
	Operations and Maintenance				7,000		
	Account Total	0	7,000	0	7,000	0	0
576001-00000	BOHF-ALUMNI SUPPORT						
	Revenue						
	Gifts		22,161				
	Expense						
	Salaries - Non-Faculty				17,174		
	Benefits				4,987		
	Account Total	0	22,161	0	22,161	0	0

Printed on a Xerox 9700 Laser Printing System at the Computing Services Center / Texas A&M University

Form: URGB01 (02/05/85)

Account	Description	Beginning Balance	Revenues	Net Allocations	Expenditures	Increase (Decrease)	Ending Balance
576010-00000	BOHF-INCOME STATEMENT						
	Revenue						
	Gifts		1,545,000				
	Account Total	0	1,545,000	1,545,000-	0	0	0
576020-00000	UNALLOCATED-BOHF						
	Expense						
	Operations and Maintenance				39,000		
	Account Total	0	0	39,000	39,000	0	0
576040-00000	BOHF-ACADEMIC SUPPORT						
	Expense						
	Operations and Maintenance				351,789		
	Account Total	0	0	351,789	351,789	0	0
576050-00000	BOHF-ACADEMIC AFFAIRS						
	Expense						
	Salaries - Non-Faculty				10,001		
	Benefits				3,636		
	Operations and Maintenance				16,512		
	Account Total	0	0	30,149	30,149	0	0
576080-00000	BOHF-ADMISSIONS AND RECRUITMENT						
	Expense						
	Operations and Maintenance				2,000		
	Account Total	0	0	2,000	2,000	0	0
576085-00000	BOHF-STUDENT AFFAIRS						
	Expense						
	Operations and Maintenance				2,000		
	Account Total	0	0	2,000	2,000	0	0
576115-00000	BOHF-RESEARCH PROJECTS						
	Expense						
	Operations and Maintenance				50,000		
	Account Total	0	0	50,000	50,000	0	0
576120-00000	BOHF-BIOMEDICAL SCIENCE						
	Expense						
	Scholarships				5,000		
	Operations and Maintenance				80,000		
	Account Total	0	0	85,000	85,000	0	0
576280-00000	BOHF-COMMENCEMENT						
	Expense						
	Operations and Maintenance				18,000		
	Account Total	0	0	18,000	18,000	0	0

Printed on a Xerox 9700 Laser Printing System at the Computing Services Center / Texas A&M University

Form: URGB01 (02/05/85)

Account	Description	Beginning Balance	Revenues	Net Allocations	Expenditures	Increase (Decrease)	Ending Balance
576300-00000	BOHF-OFFICE OF THE DEAN						
	Expense						
	Salaries - Faculty				32,267		
	Benefits				5,286		
	Operations and Maintenance				54,944		
	Account Total	0	0	92,497	92,497	0	0
576310-00000	BOHF-DENTAL HYGIENE						
	Expense						
	Operations and Maintenance				12,500		
	Account Total	0	0	12,500	12,500	0	0
576320-00000	BOHF-DENTAL JOURNAL						
	Expense						
	Operations and Maintenance				4,000		
	Account Total	0	0	4,000	4,000	0	0
576330-00000	BOHF-DIAGNOSTIC SCIENCES						
	Expense						
	Operations and Maintenance				28,000		
	Account Total	0	0	28,000	28,000	0	0
576340-00000	BOHF-ASSOCIATE DEAN FOR FINANCE						
	Expense						
	Operations and Maintenance				5,000		
	Account Total	0	0	5,000	5,000	0	0
576350-00000	BOHF-GENERAL DENTISTRY						
	Expense						
	Operations and Maintenance				7,000		
	Account Total	0	0	7,000	7,000	0	0
576355-00000	BOHF-CLINIC AEGD						
	Expense						
	Operations and Maintenance				5,000		
	Account Total	0	0	5,000	5,000	0	0
576360-00000	BOHF-GENERAL INSTITUTIONAL						
	Expense						
	Operations and Maintenance				149,960		
	Account Total	0	0	149,960	149,960	0	0
576365-00000	BOHF-EXCESS ORP SALARIES						
	Expense						
	Salaries - Faculty				37,895		
	Benefits				5,210		
	Account Total	0	0	43,105	43,105	0	0

Printed on a Xerox 9700 Laser Printing System at the Computing Services Center / Texas A&M University

Form: URGB01 (02/05/85)

Account	Description	Beginning Balance	Revenues	Net Allocations	Expenditures	Increase (Decrease)	Ending Balance
576390-00000	BOHF-GRADUATE PGM OPS						
	Expense						
	Operations and Maintenance				7,500		
	Account Total	0	0	7,500	7,500	0	0
576400-00000	BOHF-RESEARCH STTP						
	Expense						
	Operations and Maintenance				10,000		
	Account Total	0	0	10,000	10,000	0	0
576490-00000	BOHF-COMMUNITY OUTREACH SERVICES						
	Expense						
	Operations and Maintenance				5,000		
	Account Total	0	0	5,000	5,000	0	0
576500-00000	BOHF-ORAL SURGERY						
	Expense						
	Scholarships				75,000		
	Operations and Maintenance				175,000		
	Account Total	0	0	250,000	250,000	0	0
576510-00000	BOHF-ORTHODONTICS						
	Expense						
	Operations and Maintenance				10,000		
	Account Total	0	0	10,000	10,000	0	0
576530-00000	BOHF-PEDIATRIC DENTISTRY						
	Expense						
	Operations and Maintenance				5,000		
	Account Total	0	0	5,000	5,000	0	0
576540-00000	BOHF-PERIODONTICS						
	Expense						
	Operations and Maintenance				10,000		
	Account Total	0	0	10,000	10,000	0	0
576560-00000	BOHF-COMMUNICATIONS & DEVELOPMENT						
	Expense						
	Salaries - Non-Faculty				16,834		
	Benefits				5,404		
	Operations and Maintenance				38,262		
	Account Total	0	0	60,500	60,500	0	0
576570-00000	BOHF-PUBLIC HEALTH SCIENCE						
	Expense						
	Operations and Maintenance				15,000		
	Account Total	0	0	15,000	15,000	0	0

Printed on a Xerox 9700 Laser Printing System at the Computing Services Center / Texas A&M University

Form: URGB01 (02/05/85)

Account	Description	Beginning Balance	Revenues	Net Allocations	Expenditures	Increase (Decrease)	Ending Balance
576580-00000	BOHF-PURCHASING						
	Expense						
	Operations and Maintenance				1,000		
	Account Total	0	0	1,000	1,000	0	0
576600-00000	BOHF-RESTORATIVE SCIENCE						
	Expense						
	Operations and Maintenance				20,000		
	Account Total	0	0	20,000	20,000	0	0
576610-00000	BOHF-ENDODONTICS						
	Expense						
	Operations and Maintenance				4,000		
	Account Total	0	0	4,000	4,000	0	0
576620-00000	BOHF-GRADUATE PROSTHODONTICS						
	Expense						
	Operations and Maintenance				2,000		
	Account Total	0	0	2,000	2,000	0	0
576670-00000	BOHF-STUDENT AFFAIRS						
	Expense						
	Operations and Maintenance				35,000		
	Account Total	0	0	35,000	35,000	0	0
576740-00000	BOHF-ACADEMIC SCHOLARSHIPS						
	Expense						
	Scholarships				280,000		
	Account Total	95,000	0	185,000	280,000	95,000-	0
576765-00000	KELLOG/ADEA MATCHING						
	Expense						
	Scholarships				10,000		
	Account Total	10,000	0	0	10,000	10,000-	0
600019-00000	ESTILL FOUNDATION SCHOLARSHIP						
	Revenue						
	Gifts		217				
	Expense						
	Scholarships				217		
	Account Total	0	217	0	217	0	0
600060-00000	WALGREENS DIVERSITY SCHOLARSHIP						
	Revenue						
	Gifts		5,000				
	Expense						
	Scholarships				5,000		
	Account Total	0	5,000	0	5,000	0	0

Printed on a Xerox 9700 Laser Printing System at the Computing Services Center / Texas A&M University

Form: URGB01 (02/05/85)

Account	Description	Beginning Balance	Revenues	Net Allocations	Expenditures	Increase (Decrease)	Ending Balance
600061-00000	BEXAR COUNTY PHARM ASSOC END SCHOLA						
	Revenue						
	Gifts		736				
	Investment Income		264				
	Expense						
	Scholarships				1,000		
	Account Total	0	1,000	0	1,000	0	0
600066-00000	DR JAMES ROBERTSON JR MEMORIAL FUND						
	Revenue						
	Gifts		2,000				
	Expense						
	Scholarships				2,000		
	Account Total	0	2,000	0	2,000	0	0
600076-00000	SPH-VARIOUS DONORS SCHOLARSHIP						
	Revenue						
	Gifts		3,000				
	Account Total	0	3,000	0	0	3,000	3,000
600076-26241	BRITISH PETROLEUM FUNDS						
	Expense						
	Scholarships				4,000		
	Account Total	0	0	0	4,000	4,000-	4,000-
600076-26244	MARCIA G. ORY SCHOLARSHIP FUNDS						
	Revenue						
	Gifts		1,000				
	Account Total	0	1,000	0	0	1,000	1,000
600077-00000	COP-VARIOUS DONORS SCHOLARSHIP						
	Revenue						
	Gifts		19,250				
	Expense						
	Scholarships				7,750		
	Account Total	0	19,250	0	7,750	11,500	11,500
600077-00003	DEBRA L WOOD 01 N RAYMOND WOOD SCHO						
	Expense						
	Scholarships				1,000		
	Account Total	0	0	0	1,000	1,000-	1,000-
600077-00004	NABP-AMERICAN ASSOC OF COLLEGE PHAR						
	Expense						
	Scholarships				500		
	Account Total	0	0	0	500	500-	500-

Printed on a Xerox 9700 Laser Printing System at the Computing Services Center / Texas A&M University

Form: URGB01 (02/05/85)

Account	Description	Beginning Balance	Revenues	Net Allocations	Expenditures	Increase (Decrease)	Ending Balance
600077-03511	CVS HEALTH FOUNDATION PHARM SCHOOL						
	Expense						
	Scholarships				10,000		
	Account Total	0	0	0	10,000	10,000-	10,000-
600078-00000	P.M. RANGEL FAMILY SCHOLARSHIP FUND						
	Revenue						
	Gifts		1,052				
	Investment Income		448				
	Expense						
	Scholarships				1,500		
	Account Total	0	1,500	0	1,500	0	0
600087-00000	D.D.HACHAR & LAMAR BRUNI SCHOLARSHI						
	Revenue						
	Gifts		1,000				
	Expense						
	Scholarships				1,000		
	Account Total	0	1,000	0	1,000	0	0
600095-00000	DR. MARTIN FARIAS III SCHOLAR FUND						
	Revenue						
	Gifts		1,000				
	Expense						
	Scholarships				1,000		
	Account Total	0	1,000	0	1,000	0	0
600096-00000	CVS STUDENT SCHOLARSHIP						
	Revenue						
	Gifts		20,000				
	Expense						
	Scholarships				20,000		
	Account Total	0	20,000	0	20,000	0	0
600097-00000	TARRANT CTY PHARM ASSOC END SCHOLAR						
	Revenue						
	Gifts		869				
	Investment Income		131				
	Expense						
	Scholarships				1,000		
	Account Total	0	1,000	0	1,000	0	0
600098-00000	MOORE'S PHARM INC/TX PHARM FDN END						
	Revenue						
	Gifts		870				
	Investment Income		130				
	Expense						
	Scholarships				1,000		
	Account Total	0	1,000	0	1,000	0	0

Printed on a Xerox 9700 Laser Printing System at the Computing Services Center / Texas A&M University

Form: URGB01 (02/05/85)

Account	Description	Beginning Balance	Revenues	Net Allocations	Expenditures	Increase (Decrease)	Ending Balance
600101-00000	END SCH-DR. DIANE BENSON, RUTH & AU						
	Revenue						
	Gifts		1,400				
	Expense						
	Scholarships				1,400		
	Account Total	0	1,400	0	1,400	0	0
600102-00000	ERLE & ALICE NYE ENDOWED SCHOLARSHI						
	Revenue						
	Gifts		1,200				
	Investment Income		300				
	Expense						
	Scholarships				1,500		
	Account Total	0	1,500	0	1,500	0	0
600103-00000	EDMUND & WILLIE MAE QUINLAN SCHOLAR						
	Revenue						
	Gifts		4,300				
	Expense						
	Scholarships				4,300		
	Account Total	0	4,300	0	4,300	0	0
600107-00000	WILKERSON ENDOWED LEGACY SCHOLARSHP						
	Revenue						
	Gifts		900				
	Expense						
	Scholarships				900		
	Account Total	0	900	0	900	0	0
600115-00000	RYAN R. GIBBS MEMORIAL SCHOLARSHIP						
	Revenue						
	Gifts		1,300				
	Expense						
	Scholarships				1,300		
	Account Total	0	1,300	0	1,300	0	0
600116-00000	NANCY W DICKEY, M.D. ENDOWED SCHLRP						
	Revenue						
	Gifts		5,000				
	Expense						
	Scholarships				5,000		
	Account Total	0	5,000	0	5,000	0	0
600118-00000	MOHR, SHAWN NURSING ENDOWED SCHOLAR						
	Revenue						
	Gifts		1,300				
	Expense						
	Scholarships				1,300		
	Account Total	0	1,300	0	1,300	0	0

Printed on a Xerox 9700 Laser Printing System at the Computing Services Center / Texas A&M University

Form: URGB01 (02/05/85)

Account	Description	Beginning Balance	Revenues	Net Allocations	Expenditures	Increase (Decrease)	Ending Balance
600132-00000	DR JAMES ROBERSTON JR MAKE A DIFF S						
	Revenue						
	Gifts		15,408				
	Expense						
	Scholarships				15,408		
	Account Total	0	15,408	0	15,408	0	0
600136-00000	MICHAEL BRUCE DUCHIN MEMORIAL FELLO						
	Revenue						
	Gifts		4,300				
	Expense						
	Scholarships				4,300		
	Account Total	0	4,300	0	4,300	0	0
600149-00000	CHRISTEN ADDISON COLEMAN ENDOWED SC						
	Revenue						
	Gifts		900				
	Expense						
	Scholarships				900		
	Account Total	0	900	0	900	0	0
601012-00000	FRIENDS OF BAYLOR SCHOLARSHIP FUND						
	Expense						
	Scholarships				4,000		
	Account Total	4,000	0	0	4,000	4,000-	0
601030-00000	BETTYE M WHITEAKER SCHOLARSHIP						
	Expense						
	Scholarships				5,000		
	Account Total	5,000	0	0	5,000	5,000-	0
601060-00000	BUSH JONES-SPRENGER SCHOLARSHIP						
	Expense						
	Scholarships				13,000		
	Account Total	13,000	0	0	13,000	13,000-	0
601100-00000	CLAUDE WILLIAMS SCHOLARSHIP						
	Expense						
	Scholarships				2,500		
	Account Total	2,500	0	0	2,500	2,500-	0
601120-00000	ATDA MEMORIAL SCHOLARSHIP FUND						
	Expense						
	Scholarships				6,000		
	Account Total	6,000	0	0	6,000	6,000-	0

Printed on a Xerox 9700 Laser Printing System at the Computing Services Center / Texas A&M University

Form: URGB01 (02/05/85)

Account	Description	Beginning Balance	Revenues	Net Allocations	Expenditures	Increase (Decrease)	Ending Balance
601125-00000	KERNEY LADAY SCHOLARSHIP FUND						
	Expense						
	Scholarships				10,000		
	Account Total	10,000	0	0	10,000	10,000-	0
601130-00000	CARUS DENTAL SCHOLARSHIP						
	Expense						
	Scholarships				500		
	Account Total	500	0	0	500	500-	0
601150-00000	WILLIAM & JESSAMINE YOUNGER END SCH						
	Expense						
	Scholarships				4,000		
	Account Total	4,000	0	0	4,000	4,000-	0
692000-00000	AUTOMATED AFR ADJUSTMENTS						
	Expense						
	Scholarship Discounts				1,048,303-		
	Operations and Maintenance				113,282-		
	Account Total	0	0	1,161,585-	1,161,585-	0	0
692110-00000	AFR/BUDGET ONLY-FUNCTION 10						
	Revenue						
	Contracts and Grant		5,271,749-				
	Student Financial A		539,000				
	Other Operating Inc		342,000				
	Expense						
	Benefits				400,000-		
	Scholarship Discounts				888		
	Operations and Maintenance				2,098,994		
	Account Total	1,613,251-	4,390,749-	0	1,699,882	6,090,631-	7,703,882-
692200-00000	AFR/BUDGET ONLY - FUNCTION 20						
	Expense						
	Operations and Maintenance				1,185,000		
	Account Total	0	0	0	1,185,000	1,185,000-	1,185,000-
692250-00000	AFR/ BUDGET ONLY-FUNCTION 25						
	Expense						
	Operations and Maintenance				270,000-		
	Account Total	0	0	0	270,000-	270,000	270,000
692300-00000	AFR/BUDGET ONLY-FUNCTION 30						
	Expense						
	Operations and Maintenance				29,000		
	Account Total	0	0	0	29,000	29,000-	29,000-

Printed on a Xerox 9700 Laser Printing System at the Computing Services Center / Texas A&M University

Form: URGB01 (02/05/85)

Account	Description	Beginning Balance	Revenues	Net Allocations	Expenditures	Increase (Decrease)	Ending Balance
692350-00000	AFR/BUDGET ONLY-FUNCTION 35						
	Expense						
	Operations and Maintenance				15,000		
	Account Total	0	0	0	15,000	15,000-	15,000-
692500-00000	AFR/BUDGET ONLY-FUNCTION 60						
	Expense						
	Operations and Maintenance				1,251,000		
	Account Total	0	0	0	1,251,000	1,251,000-	1,251,000-

Printed on a Xerox 9700 Laser Printing System at the Computing Services Center / Texas A&M University

Form: URGB01 (02/05/85)

Account	Description	Beginning Balance	Revenues	Net Allocations	Expenditures	Increase (Decrease)	Ending Balance
Restricted Funds - Board Approved							
	Revenue						
	Contracts and Grant		46,839,903				
	Student Financial A		539,000				
	Gifts		3,414,175				
	Investment Income		241,273				
	Other Operating Inc		349,000				
	Expense						
	Salaries - Faculty				6,656,351		
	Salaries - Non-Faculty				10,328,004		
	Wages				514,832		
	Benefits				4,482,471		
	Scholarships				1,875,406		
	Scholarship Discounts				1,047,415-		
	Operations and Maintenance				25,262,117		
	Equipment (Capitalized)				2,150,000		
	Grand Total	0	51,383,351	1,161,585-	50,221,766	0	0

Printed on a Xerox 9700 Laser Printing System at the Computing Services Center / Texas A&M University

Form: URGB01 (02/05/85)

Account	Description	Beginning Balance	Revenues	Net Allocations	Expenditures	Increase (Decrease)	Ending Balance

This section not used.

Printed on a Xerox 9700 Laser Printing System at the Computing Services Center / Texas A&M University

Form: URGB01 (02/05/85)

Account	Description	Beginning Balance	Revenues	Net Allocations	Expenditures	Increase (Decrease)	Ending Balance

****
* *
* BLANK PAGE *
* *
****

Printed on a Xerox 9700 Laser Printing System at the Computing Services Center / Texas A&M University

Form: URGB01 (02/05/85)

CC	Account	Transaction Description	- Offset - CC	Account	Amount	Actual Entry From CC	Account	To CC	Account	Feed	Mand
23	010000	EDUCATIONAL & GENERAL INCOME									
		STATE PD BENEFITS	23	011180	8,129,511.00-	23	100002-00000	23	011180	Y	
		GAA	23	011180	144,025,170.00-	23	100000-00000	23	011180	Y	
		STATE PD BENEFITS	23	011180	10,803,822.00-	23	100001-00000	23	011180	Y	
		** Decrease in Fund Balance **			162,958,503.00-						
23	010100	TUITION									
		STATE MIN TUITION	23	011180	9,509,221.00-	23	101000-00000	23	011180	Y	
		STATE DIFF TUITION OVERREALIZE	23	011180	994,895.00-	23	101110-00000	23	011180	Y	
		STATE DIFF TUITION	23	011180	6,867,605.00-	23	101110-00000	23	011180	Y	
		TUITION WAIVERS & EXEMPTIONS	23	012210	315,676.00-	23	101010-00000	23	122100-00000	Y	
		TUITION DISCOUNTING	23	069200	1,327,429.00	23	692000-00000	23	101010-00000	Y	
		** Decrease in Fund Balance **			16,359,968.00-						
23	010500	SALES AND SERVICES									
		COD CLINIC REVENUE	23	011180	90,000.00-	23	105070-00000	23	011180	Y	
		COD CLINIC REVENUE	23	011180	215,000.00-	23	105090-00000	23	011180	Y	
		COD CLINIC REVENUE	23	011180	290,000.00-	23	105180-00000	23	011180	Y	
		COD CLINIC REVENUE	23	011180	190,000.00-	23	105140-00000	23	011180	Y	
		COD CLINIC REVENUE	23	011180	20,000.00-	23	105130-00000	23	011180	Y	
		COD CLINIC REVENUE	23	011180	105,000.00-	23	105150-00000	23	011180	Y	
		COD CLINIC REVENUE	23	011180	550,000.00-	23	105100-00000	23	011180	Y	
		COD CLINIC REVENUE	23	011180	200,000.00-	23	105170-00000	23	011180	Y	
		COD CLINIC REVENUE	23	011180	630,000.00-	23	105110-00000	23	011180	Y	
		COD CLINIC REVENUE	23	011180	380,000.00-	23	105160-00000	23	011180	Y	
		COD CLINIC REVENUE	23	011180	225,000.00-	23	105080-00000	23	011180	Y	
		COD CLINIC REVENUE	23	011180	300,000.00-	23	105190-00000	23	011180	Y	
		COD CLINIC REVENUE	23	011180	444,856.00-	23	105230-00000	23	011180	Y	
		COD CLINIC REVENUE	23	011180	120,000.00-	23	105210-00000	23	011180	Y	
		COD CLINIC REVENUE	23	011180	38,000.00-	23	105200-00000	23	011180	Y	
		COD CLINIC REVENUE	23	011180	610,000.00-	23	105060-00000	23	011180	Y	
		COD CLINIC REVENUE	23	011180	45,000.00-	23	105030-00000	23	011180	Y	
		COD CLINIC REVENUE	23	011180	610,000.00-	23	105020-00000	23	011180	Y	
		COD CLINIC REVENUE	23	011180	425,000.00-	23	105040-00000	23	011180	Y	
		COD CLINIC REVENUE	23	011180	87,000.00-	23	105010-00000	23	011180	Y	
		COD CLINIC REVENUE	23	011180	1,650,000.00-	23	105050-00000	23	011180	Y	
		** Decrease in Fund Balance **			7,224,856.00-						
23	010700	OTHER E&G REVENUE									
		E&G INVEST INC	23	011180	1,700,000.00-	23	107011-00000	23	011180	Y	
		E&G INVEST INC	23	011180	60,000.00-	23	107010-00000	23	011180	Y	
		** Decrease in Fund Balance **			1,760,000.00-						
23	011180	UNAPPROPRIATED INCOME									
		STATE PD BENEFITS	23	010000	8,129,511.00	23	100002-00000	23	011180	Y	
		STATE PD BENEFITS	23	010000	10,803,822.00	23	100001-00000	23	011180	Y	
		GAA	23	010000	144,025,170.00	23	100000-00000	23	011180	Y	

Printed on a Xerox 9700 Laser Printing System at the Computing Services Center / Texas A&M University

Form: URGB01 (02/05/85)

CC	Account	Transaction Description	- Offset - CC	Account	Amount	-------- Actual Entry --------- ---- From ----- CC	Account	----- To ------ CC	Account	Feed	Mand
23	011180	UNAPPROPRIATED INCOME									
		STATE MIN TUITION	23	010100	9,509,221.00	23	101000-00000	23	011180	Y	
		STATE DIFF TUITION OVERREALIZE	23	010100	994,895.00	23	101110-00000	23	011180	Y	
		STATE DIFF TUITION	23	010100	6,867,605.00	23	101110-00000	23	011180	Y	
		COD CLINIC REVENUE	23	010500	90,000.00	23	105070-00000	23	011180	Y	
		COD CLINIC REVENUE	23	010500	120,000.00	23	105210-00000	23	011180	Y	
		COD CLINIC REVENUE	23	010500	444,856.00	23	105230-00000	23	011180	Y	
		COD CLINIC REVENUE	23	010500	38,000.00	23	105200-00000	23	011180	Y	
		COD CLINIC REVENUE	23	010500	300,000.00	23	105190-00000	23	011180	Y	
		COD CLINIC REVENUE	23	010500	225,000.00	23	105080-00000	23	011180	Y	
		COD CLINIC REVENUE	23	010500	200,000.00	23	105170-00000	23	011180	Y	
		COD CLINIC REVENUE	23	010500	630,000.00	23	105110-00000	23	011180	Y	
		COD CLINIC REVENUE	23	010500	105,000.00	23	105150-00000	23	011180	Y	
		COD CLINIC REVENUE	23	010500	550,000.00	23	105100-00000	23	011180	Y	
		COD CLINIC REVENUE	23	010500	380,000.00	23	105160-00000	23	011180	Y	
		COD CLINIC REVENUE	23	010500	215,000.00	23	105090-00000	23	011180	Y	
		COD CLINIC REVENUE	23	010500	290,000.00	23	105180-00000	23	011180	Y	
		COD CLINIC REVENUE	23	010500	20,000.00	23	105130-00000	23	011180	Y	
		COD CLINIC REVENUE	23	010500	190,000.00	23	105140-00000	23	011180	Y	
		COD CLINIC REVENUE	23	010500	610,000.00	23	105060-00000	23	011180	Y	
		COD CLINIC REVENUE	23	010500	45,000.00	23	105030-00000	23	011180	Y	
		COD CLINIC REVENUE	23	010500	610,000.00	23	105020-00000	23	011180	Y	
		COD CLINIC REVENUE	23	010500	425,000.00	23	105040-00000	23	011180	Y	
		COD CLINIC REVENUE	23	010500	87,000.00	23	105010-00000	23	011180	Y	
		COD CLINIC REVENUE	23	010500	1,650,000.00	23	105050-00000	23	011180	Y	
		E&G INVEST INC	23	010700	1,700,000.00	23	107011-00000	23	011180	Y	
		E&G INVEST INC	23	010700	60,000.00	23	107010-00000	23	011180	Y	
		COD CLINIC + ALLOCATION	23	011980	500,000.00-	23	011180	23	119800-00000	Y	
		COD ALLOCAION	23	011980	18,248,968.00-	23	011180	23	119800-00000	Y	
		COD CLINIC ALLOCATION	23	011980	6,724,856.00-	23	011180	23	119800-00000	Y	
		RESEARCH & TECH TRANS SVS CONT	23	012000	1,153,562.00-	23	011180	23	120002-00000	Y	
		TAMU SHARED SVS CONTRACT	23	012000	358,122.00-	23	011180	23	120003-00000	Y	
		TAMU BUSINESS SVS CONTRACT	23	012000	692,773.00-	23	011180	23	120004-00000	Y	
		LIBRARY ACCESS CONTRACT	23	012000	1,637,000.00-	23	011180	23	120001-00000	Y	
		SR VP BAT TUI ALLOCATION	23	012100	577,605.00-	23	011180	23	121000-00000	Y	
		COP BAT TUI ALLOCATION	23	012100	1,350,000.00-	23	011180	23	121500-00000	Y	
		COD BAT TUI ALLOCATION	23	012100	1,855,000.00-	23	011180	23	121600-00000	Y	
		CON BAT TUI ALLOCATION	23	012100	70,000.00-	23	011180	23	121700-00000	Y	
		SPH BAT TUI ALLOCATION	23	012100	295,000.00-	23	011180	23	121400-00000	Y	
		COM BAT TUI ALLOCATION	23	012100	2,720,000.00-	23	011180	23	121100-00000	Y	
		SR VP BAT TUI + ALLOCATION	23	012100	994,895.00-	23	011180	23	121000-00000	Y	
		MEDICAL LOANS	23	012210	57,281.00-	23	011180	23	122100-00000	Y	
		MCALLEN CAMPUS ALLOCATION	23	012600	562,883.00-	23	011180	23	126230-00000	Y	
		SPH ALLOCATION	23	012600	6,622,044.00-	23	011180	23	126200-00000	Y	
		COM GME ALLOCATION	23	012700	6,569,065.00-	23	011180	23	127000-00000	Y	
		COP ALLOCATION	23	012710	4,911,264.00-	23	011180	23	127100-00000	Y	
		CON ALLOCATION	23	012750	3,835,177.00-	23	011180	23	127500-00000	Y	

Printed on a Xerox 9700 Laser Printing System at the Computing Services Center / Texas A&M University

Form: URGB01 (02/05/85)

CC	Account	Transaction Description	- Offset - CC	Account	Amount	Actual Entry From CC	Account	To CC	Account	Feed	Mand
23	011180	UNAPPROPRIATED INCOME									
		CLRC ALLOCATION	23	012760	845,750.00-	23	011180	23	127600-00000	Y	
		TEXVET ALLOCATION	23	012800	139,997.00-	23	011180	23	128016-00000	Y	
		COP ALLOCATION	23	012840	2,309,781.00-	23	011180	23	128400-00000	Y	
		COM ALLOCATION	23	013000	31,896,203.00-	23	011180	23	130062-00000	Y	
		COM IBT ALLOCATION	23	013000	3,211,104.00-	23	011180	23	130062-00000	Y	
		OGC SYSTEM ASSESSMENT	23	015000	70,000.00-	23	011180	23	150011-00000	Y	
		ACAD AFFAIRS ALLOCATION	23	015000	889,285.00-	23	011180	23	150017-00000	Y	
		OIT ALLOCATION	23	015000	2,706,328.00-	23	011180	23	150061-00000	Y	
		INST ADVANCEMENT ALLOCATION	23	015000	386,032.00-	23	011180	23	150056-00000	Y	
		GOV'T AFFAIRS ALLOCATION	23	015000	563,758.00-	23	011180	23	150055-00000	Y	
		OIT ALLOCATION	23	015000	33,000.00-	23	011180	23	150021-00000	Y	
		COP ALLOCATION	23	015000	275,400.00-	23	011180	23	150064-00000	Y	
		OGC SYSTEM ASSESSMENT	23	015000	70,000.00-	23	011180	23	150045-00000	Y	
		OIT ALLOCATION	23	015000	539,661.00-	23	011180	23	150007-00000	Y	
		OIT ALLOCATION/SYS ASSESSMENT	23	015000	279,746.00-	23	011180	23	150010-00000	Y	
		FINANCE ALLOCATIONT	23	015000	2,120,724.00-	23	011180	23	150002-00000	Y	
		COMM & MKTG ALLOCATION	23	015000	1,115,368.00-	23	011180	23	150003-00000	Y	
		SR VP ALLOCATION	23	015000	1,285,156.00-	23	011180	23	150001-00000	Y	
		TAMU ENROLLMENT SVC CONTRACT	23	015000	855,494.00-	23	011180	23	150004-00000	Y	
		GR TRB DEBT SVC	23	015015	15,096,442.00-	23	011180	23	150150-00000	Y	
		GR DEBT SVC-ROUND ROCK	23	015015	3,635,715.00-	23	011180	23	150150-00000	Y	
		E&G INVESTMENT INCOME	23	015100	1,760,000.00-	23	011180	23	151000-00000	Y	
		TO BALANCE STATE BUDGET	23	015100	4,567,938.00	23	151000-00000	23	011180	Y	
		SR VP INST ENHANCEMENT	23	015100	1,730,883.00-	23	011180	23	151000-00000	Y	
		BENEFITS	23	015200	7,266,667.00-	23	011180	23	152001-00000	Y	
		BENEFITS	23	015200	18,933,333.00-	23	011180	23	152000-00000	Y	
		CAMPUS OP ALLOCATION	23	016400	16,110,604.00-	23	011180	23	164100-00000	Y	
		COM CBHEC ALLOCATION	23	018000	1,221,173.00-	23	011180	23	180007-00000	Y	
		COP SPECIAL ITEM ALLOCATION	23	018100	1,243,572.00-	23	011180	23	181000-00000	Y	
		COP SPECIAL ITEM ALLOCATION	23	018100	300,000.00-	23	011180	23	181001-00000	Y	
		COM ALLOCATION	23	018200	10,238,112.00-	23	011180	23	182000-00000	Y	
		HST ALLOCATION	23	018300	4,560,000.00-	23	011180	23	183000-00000	Y	
		CON FORENSIC NURSING	23	018400	912,000.00-	23	011180	23	184000-00000	Y	
		CON PROGRAM EXPANSION	23	018450	216,000.00-	23	011180	23	184500-00000	Y	
		TPEG ALLOCATION	23	020700	1,330,235.00-	23	011180	23	207000-00000	Y	
		** Decrease in Fund Balance **			0.00						
23	011980	SALARY SAVINGS-BUDGET ONLY									
		COD ALLOCAION	23	011180	18,248,968.00	23	011180	23	119800-00000	Y	
		COD CLINIC ALLOCATION	23	011180	6,724,856.00	23	011180	23	119800-00000	Y	
		COD CLINIC + ALLOCATION	23	011180	500,000.00	23	011180	23	119800-00000	Y	
		COD FY19 BUDGET ALLOCATION	23	012000	290,543.00-	23	119800-00000	23	120010-00000	Y	
		COD FY19 BUDGET ALLOCATION	23	012400	2,777,886.00-	23	119800-00000	23	124030-00000	Y	
		COD FY19 BUDGET ALLOCATION	23	012400	702,077.00-	23	119800-00000	23	124050-00000	Y	
		COD FY19 BUDGET ALLOCATION	23	012400	1,051,590.00-	23	119800-00000	23	124130-00000	Y	
		COD FY19 BUDGET ALLOCATION	23	012400	2,518,458.00-	23	119800-00000	23	124170-00000	Y	

Printed on a Xerox 9700 Laser Printing System at the Computing Services Center / Texas A&M University

Form: URGB01 (02/05/85)

			Actual Entry				
		Offset	From		To		
CC Account	Transaction Description	CC Account	Amount	CC Account		CC Account		Feed	Mand
23 011980	SALARY SAVINGS-BUDGET ONLY								
	COD FY19 BUDGET ALLOCATION	23 012400	19,000.00-	23 119800-00000		23 124160-00000		Y	
	COD FY19 BUDGET ALLOCATION	23 012400	587,229.00-	23 119800-00000		23 124150-00000		Y	
	COD FY19 BUDGET ALLOCATION	23 012400	3,396,968.00-	23 119800-00000		23 124140-00000		Y	
	COD FY19 BUDGET ALLOCATION	23 012400	1,727,995.00-	23 119800-00000		23 124120-00000		Y	
	COD FY19 BUDGET ALLOCATION	23 012400	925,035.00-	23 119800-00000		23 124110-00000		Y	
	COD FY19 BUDGET ALLOCATION	23 012400	977,926.00-	23 119800-00000		23 124100-00000		Y	
	COD FY19 BUDGET ALLOCATION	23 012400	1,259,208.00-	23 119800-00000		23 124080-00000		Y	
	COD FY19 BUDGET ALLOCATION	23 012400	1,247,650.00-	23 119800-00000		23 124070-00000		Y	
	COD FY19 BUDGET ALLOCATION	23 012400	1,628,877.00-	23 119800-00000		23 124060-00000		Y	
	COD FY19 BUDGET ALLOCATION	23 012810	423,892.00-	23 119800-00000		23 128100-00000		Y	
	COD FY19 BUDGET ALLOCATION	23 012810	491,623.00-	23 119800-00000		23 128110-00000		Y	
	COD FY19 BUDGET ALLOCATION	23 012810	23,312.00-	23 119800-00000		23 128165-00000		Y	
	COD FY19 BUDGET ALLOCATION	23 012810	68,257.00-	23 119800-00000		23 128155-00000		Y	
	COD FY19 BUDGET ALLOCATION	23 012810	2,000.00-	23 119800-00000		23 128130-00000		Y	
	COD FY19 BUDGET ALLOCATION	23 012810	204,764.00-	23 119800-00000		23 128115-00000		Y	
	COD FY19 BUDGET ALLOCATION	23 012810	80,160.00-	23 119800-00000		23 128105-00000		Y	
	COD FY19 BUDGET ALLOCATION	23 014000	680,934.00-	23 119800-00000		23 140010-00000		Y	
	COD FY19 BUDGET ALLOCATION	23 014000	228,811.00-	23 119800-00000		23 140110-00000		Y	
	COD FY19 BUDGET ALLOCATION	23 014000	42,095.00-	23 119800-00000		23 140150-00000		Y	
	COD FY19 BUDGET ALLOCATION	23 014000	900,584.00-	23 119800-00000		23 140140-00000		Y	
	COD FY19 BUDGET ALLOCATION	23 014000	56,000.00-	23 119800-00000		23 140120-00000		Y	
	COD FY19 BUDGET ALLOCATION	23 014000	239,415.00-	23 119800-00000		23 140030-00000		Y	
	COD FY19 BUDGET ALLOCATION	23 014000	333,429.00-	23 119800-00000		23 140040-00000		Y	
	COD FY19 BUDGET ALLOCATION	23 014000	575,324.00-	23 119800-00000		23 140100-00000		Y	
	COD FY19 BUDGET ALLOCATION	23 014000	292,430.00-	23 119800-00000		23 140080-00000		Y	
	COD FY19 BUDGET ALLOCATION	23 014000	186,341.00-	23 119800-00000		23 140070-00000		Y	
	COD FY19 BUDGET ALLOCATION	23 014000	351,525.00-	23 119800-00000		23 140060-00000		Y	
	COD FY19 BUDGET ALLOCATION	23 014000	231,080.00-	23 119800-00000		23 140050-00000		Y	
	COD FY19 BUDGET ALLOCATION	23 014000	262,866.00-	23 119800-00000		23 140045-00000		Y	
	COD FY19 BUDGET ALLOCATION	23 015000	1,243,348.00-	23 119800-00000		23 150023-00000		Y	
	COD FY19 BUDGET ALLOCATION	23 015000	206,063.00-	23 119800-00000		23 150026-00000		Y	
	COD FY19 BUDGET ALLOCATION	23 015000	93,312.00-	23 119800-00000		23 150040-00000		Y	
	COD FY19 BUDGET ALLOCATION	23 015000	181,199.00-	23 119800-00000		23 150039-00000		Y	
	COD FY19 BUDGET ALLOCATION	23 015000	200,406.00-	23 119800-00000		23 150035-00000		Y	
	COD FY19 BUDGET ALLOCATION	23 015000	332,504.00-	23 119800-00000		23 150033-00000		Y	
	COD FY19 BUDGET ALLOCATION	23 015000	5,000.00-	23 119800-00000		23 150030-00000		Y	
	COD FY19 BUDGET ALLOCATION	23 015000	489,753.00-	23 119800-00000		23 150027-00000		Y	
	COD FY19 BUDGET ALLOCATION	23 015000	510,984.00-	23 119800-00000		23 150024-00000		Y	
	COD FY19 BUDGET ALLOCATION	23 015000	92,034.00-	23 119800-00000		23 150022-00000		Y	
	COD TOB/GR FUND SWAP	23 015100	500,000.00	23 151000-00000		23 119800-00000		Y	
	COD FY19 BUDGET ALLOCATION	23 015900	280,425.00-	23 119800-00000		23 159013-00000		Y	
	COD FY19 BUDGET ALLOCATION	23 015900	40,709.00-	23 119800-00000		23 159021-00000		Y	
	COD FY19 BUDGET ALLOCATION	23 015900	154,012.00-	23 119800-00000		23 159017-00000		Y	
	COD FY19 BUDGET ALLOCATION	23 015900	236,139.00-	23 119800-00000		23 159016-00000		Y	
	COD/CAMPUS OPS FUND SWAP	23 016400	2,300,000.00	23 164101-00000		23 119800-00000		Y	
	** Decrease in Fund Balance **		577,348.00-						

Printed on a Xerox 9700 Laser Printing System at the Computing Services Center / Texas A&M University

Form: URGB01 (02/05/85)

CC	Account	Transaction Description	- Offset - CC	Offset - Account	Amount	Actual Entry From CC	Actual Entry From Account	Actual Entry To CC	Actual Entry To Account	Feed	Mand
23	012000	TAMU CONTRACTS									
		RESEARCH & TECH TRANS SVS CONT	23	011180	1,153,562.00	23	011180	23	120002-00000	Y	
		TAMU SHARED SVS CONTRACT	23	011180	358,122.00	23	011180	23	120003-00000	Y	
		TAMU BUSINESS SVS CONTRACT	23	011180	692,773.00	23	011180	23	120004-00000	Y	
		LIBRARY ACCESS CONTRACT	23	011180	1,637,000.00	23	011180	23	120001-00000	Y	
		COD FY19 BUDGET ALLOCATION	23	011980	290,543.00	23	119800-00000	23	120010-00000	Y	
		** Increase in Fund Balance **			4,132,000.00						
23	012100	DIFFERENTIAL TUITION (BAT)									
		SPH BAT TUI ALLOCATION	23	011180	295,000.00	23	011180	23	121400-00000	Y	
		COP BAT TUI ALLOCATION	23	011180	1,350,000.00	23	011180	23	121500-00000	Y	
		COD BAT TUI ALLOCATION	23	011180	1,855,000.00	23	011180	23	121600-00000	Y	
		CON BAT TUI ALLOCATION	23	011180	70,000.00	23	011180	23	121700-00000	Y	
		SR VP BAT TUI ALLOCATION	23	011180	577,605.00	23	011180	23	121000-00000	Y	
		COM BAT TUI ALLOCATION	23	011180	2,720,000.00	23	011180	23	121100-00000	Y	
		SR VP BAT TUI + ALLOCATION	23	011180	994,895.00	23	011180	23	121000-00000	Y	
		** Increase in Fund Balance **			7,862,500.00						
23	012210	SCHOLARSHIP - WAIVERS & EXEMPTIONS									
		TUITION WAIVERS & EXEMPTIONS	23	010100	315,676.00	23	101010-00000	23	122100-00000	Y	
		MEDICAL LOANS	23	011180	57,281.00	23	011180	23	122100-00000	Y	
		TUITION DISCOUNTING	23	069200	165,844.00-	23	122100-00000	23	692000-00000	Y	
		** Increase in Fund Balance **			207,113.00						
23	012400	COD-FACULTY SALARIES AND DOE									
		COD FY19 BUDGET ALLOCATION	23	011980	1,259,208.00	23	119800-00000	23	124080-00000	Y	
		COD FY19 BUDGET ALLOCATION	23	011980	1,247,650.00	23	119800-00000	23	124070-00000	Y	
		COD FY19 BUDGET ALLOCATION	23	011980	977,926.00	23	119800-00000	23	124100-00000	Y	
		COD FY19 BUDGET ALLOCATION	23	011980	702,077.00	23	119800-00000	23	124050-00000	Y	
		COD FY19 BUDGET ALLOCATION	23	011980	1,727,995.00	23	119800-00000	23	124120-00000	Y	
		COD FY19 BUDGET ALLOCATION	23	011980	1,628,877.00	23	119800-00000	23	124060-00000	Y	
		COD FY19 BUDGET ALLOCATION	23	011980	925,035.00	23	119800-00000	23	124110-00000	Y	
		COD FY19 BUDGET ALLOCATION	23	011980	2,777,886.00	23	119800-00000	23	124030-00000	Y	
		COD FY19 BUDGET ALLOCATION	23	011980	19,000.00	23	119800-00000	23	124160-00000	Y	
		COD FY19 BUDGET ALLOCATION	23	011980	587,229.00	23	119800-00000	23	124150-00000	Y	
		COD FY19 BUDGET ALLOCATION	23	011980	2,518,458.00	23	119800-00000	23	124170-00000	Y	
		COD FY19 BUDGET ALLOCATION	23	011980	1,051,590.00	23	119800-00000	23	124130-00000	Y	
		COD FY19 BUDGET ALLOCATION	23	011980	3,396,968.00	23	119800-00000	23	124140-00000	Y	
		** Increase in Fund Balance **			18,819,899.00						
23	012600	RURAL PUBLIC HEALTH									
		MCALLEN CAMPUS ALLOCATION	23	011180	562,883.00	23	011180	23	126230-00000	Y	
		SPH ALLOCATION	23	011180	6,622,044.00	23	011180	23	126200-00000	Y	
		FY19 BUDGET ALLOCATION	23	012830	60,000.00-	23	126200-00000	23	128305-00000	Y	
		FY19 BUDGET ALLOCATION	23	015900	270,337.00-	23	126200-00000	23	159008-00000	Y	
		FY19 BUDGET ALLOCATION	23	015900	179,000.00-	23	126200-00000	23	159009-00000	Y	
		** Increase in Fund Balance **			6,675,590.00						

Printed on a Xerox 9700 Laser Printing System at the Computing Services Center / Texas A&M University

Form: URGB01 (02/05/85)

CC	Account	Transaction Description	- Offset - CC	Account	Amount	-------- Actual Entry --------- ---- From ----- CC	Account	----- To ------ CC	Account	Feed	Mand
23	012700	GRADUATE MEDICAL EDUCATION									
		COM GME ALLOCATION	23	011180	6,569,065.00	23	011180	23	127000-00000	Y	
		** Increase in Fund Balance **			6,569,065.00						
23	012710	PHARMACY - INSTRUCTION									
		COP ALLOCATION	23	011180	4,911,264.00	23	011180	23	127100-00000	Y	
		** Increase in Fund Balance **			4,911,264.00						
23	012750	NURSING									
		CON ALLOCATION	23	011180	3,835,177.00	23	011180	23	127500-00000	Y	
		FY18 BUDGET ALLOCATION	23	012850	1,008,312.00-	23	127500-00000	23	128500-00000	Y	
		** Increase in Fund Balance **			2,826,865.00						
23	012760	CLRC									
		CLRC ALLOCATION	23	011180	845,750.00	23	011180	23	127600-00000	Y	
		** Increase in Fund Balance **			845,750.00						
23	012800	INSTRUCTIONAL ADMINISTRATION-COM									
		TEXVET ALLOCATION	23	011180	139,997.00	23	011180	23	128016-00000	Y	
		** Increase in Fund Balance **			139,997.00						
23	012810	INSTRUCTIONAL ADMINISTRATION-COD									
		COD FY19 BUDGET ALLOCATION	23	011980	80,160.00	23	119800-00000	23	128105-00000	Y	
		COD FY19 BUDGET ALLOCATION	23	011980	68,257.00	23	119800-00000	23	128155-00000	Y	
		COD FY19 BUDGET ALLOCATION	23	011980	2,000.00	23	119800-00000	23	128130-00000	Y	
		COD FY19 BUDGET ALLOCATION	23	011980	23,312.00	23	119800-00000	23	128165-00000	Y	
		COD FY19 BUDGET ALLOCATION	23	011980	491,623.00	23	119800-00000	23	128110-00000	Y	
		COD FY19 BUDGET ALLOCATION	23	011980	204,764.00	23	119800-00000	23	128115-00000	Y	
		COD FY19 BUDGET ALLOCATION	23	011980	423,892.00	23	119800-00000	23	128100-00000	Y	
		** Increase in Fund Balance **			1,294,008.00						
23	012830	INSTRUCTIONAL ADMINISTRATION-RPH									
		FY19 BUDGET ALLOCATION	23	012600	60,000.00	23	126200-00000	23	128305-00000	Y	
		** Increase in Fund Balance **			60,000.00						
23	012840	PHARMACY-ACADEMIC SUPPORT									
		COP ALLOCATION	23	011180	2,309,781.00	23	011180	23	128400-00000	Y	
		** Increase in Fund Balance **			2,309,781.00						
23	012850	NURSING-ACADEMIC SUPPORT									
		FY18 BUDGET ALLOCATION	23	012750	1,008,312.00	23	127500-00000	23	128500-00000	Y	
		** Increase in Fund Balance **			1,008,312.00						
23	013000	CONDUCT RESEARCH-COM									
		COM ALLOCATION	23	011180	31,896,203.00	23	011180	23	130062-00000	Y	
		COM IBT ALLOCATION	23	011180	3,211,104.00	23	011180	23	130062-00000	Y	
		** Increase in Fund Balance **			35,107,307.00						

Printed on a Xerox 9700 Laser Printing System at the Computing Services Center / Texas A&M University

Form: URGB01 (02/05/85)

CC	Account	Transaction Description	- Offset - CC	Account	Amount	Actual Entry From CC	Account	To CC	Account	Feed	Mand
23	014000	DENTAL CLINIC OPERATIONS									
		COD FY19 BUDGET ALLOCATION	23	011980	239,415.00	23	119800-00000	23	140030-00000	Y	
		COD FY19 BUDGET ALLOCATION	23	011980	351,525.00	23	119800-00000	23	140060-00000	Y	
		COD FY19 BUDGET ALLOCATION	23	011980	231,080.00	23	119800-00000	23	140050-00000	Y	
		COD FY19 BUDGET ALLOCATION	23	011980	186,341.00	23	119800-00000	23	140070-00000	Y	
		COD FY19 BUDGET ALLOCATION	23	011980	333,429.00	23	119800-00000	23	140040-00000	Y	
		COD FY19 BUDGET ALLOCATION	23	011980	575,324.00	23	119800-00000	23	140100-00000	Y	
		COD FY19 BUDGET ALLOCATION	23	011980	262,866.00	23	119800-00000	23	140045-00000	Y	
		COD FY19 BUDGET ALLOCATION	23	011980	292,430.00	23	119800-00000	23	140080-00000	Y	
		COD FY19 BUDGET ALLOCATION	23	011980	680,934.00	23	119800-00000	23	140010-00000	Y	
		COD FY19 BUDGET ALLOCATION	23	011980	42,095.00	23	119800-00000	23	140150-00000	Y	
		COD FY19 BUDGET ALLOCATION	23	011980	900,584.00	23	119800-00000	23	140140-00000	Y	
		COD FY19 BUDGET ALLOCATION	23	011980	228,811.00	23	119800-00000	23	140110-00000	Y	
		COD FY19 BUDGET ALLOCATION	23	011980	56,000.00	23	119800-00000	23	140120-00000	Y	
		** Increase in Fund Balance **			4,380,834.00						
23	015000	GENERAL INSTITUTIONAL									
		OIT ALLOCATION	23	011180	539,661.00	23	011180	23	150007-00000	Y	
		ACAD AFFAIRS ALLOCATION	23	011180	889,285.00	23	011180	23	150017-00000	Y	
		OIT ALLOCATION	23	011180	2,706,328.00	23	011180	23	150061-00000	Y	
		INST ADVANCEMENT ALLOCATION	23	011180	386,032.00	23	011180	23	150056-00000	Y	
		GOV'T AFFAIRS ALLOCATION	23	011180	563,758.00	23	011180	23	150055-00000	Y	
		OIT ALLOCATION	23	011180	33,000.00	23	011180	23	150021-00000	Y	
		COP ALLOCATION	23	011180	275,400.00	23	011180	23	150064-00000	Y	
		OGC SYSTEM ASSESSMENT	23	011180	70,000.00	23	011180	23	150045-00000	Y	
		OGC SYSTEM ASSESSMENT	23	011180	70,000.00	23	011180	23	150011-00000	Y	
		OIT ALLOCATION/SYS ASSESSMENT	23	011180	279,746.00	23	011180	23	150010-00000	Y	
		FINANCE ALLOCATIONT	23	011180	2,120,724.00	23	011180	23	150002-00000	Y	
		COMM & MKTG ALLOCATION	23	011180	1,115,368.00	23	011180	23	150003-00000	Y	
		SR VP ALLOCATION	23	011180	1,285,156.00	23	011180	23	150001-00000	Y	
		TAMU ENROLLMENT SVC CONTRACT	23	011180	855,494.00	23	011180	23	150004-00000	Y	
		COD FY19 BUDGET ALLOCATION	23	011980	332,504.00	23	119800-00000	23	150033-00000	Y	
		COD FY19 BUDGET ALLOCATION	23	011980	5,000.00	23	119800-00000	23	150030-00000	Y	
		COD FY19 BUDGET ALLOCATION	23	011980	200,406.00	23	119800-00000	23	150035-00000	Y	
		COD FY19 BUDGET ALLOCATION	23	011980	206,063.00	23	119800-00000	23	150026-00000	Y	
		COD FY19 BUDGET ALLOCATION	23	011980	93,312.00	23	119800-00000	23	150040-00000	Y	
		COD FY19 BUDGET ALLOCATION	23	011980	489,753.00	23	119800-00000	23	150027-00000	Y	
		COD FY19 BUDGET ALLOCATION	23	011980	181,199.00	23	119800-00000	23	150039-00000	Y	
		COD FY19 BUDGET ALLOCATION	23	011980	510,984.00	23	119800-00000	23	150024-00000	Y	
		COD FY19 BUDGET ALLOCATION	23	011980	1,243,348.00	23	119800-00000	23	150023-00000	Y	
		COD FY19 BUDGET ALLOCATION	23	011980	92,034.00	23	119800-00000	23	150022-00000	Y	
		** Increase in Fund Balance **			14,544,555.00						
23	015015	DEBT SERVICE HOLDING ACCOUNT									
		GR TRB DEBT SVC	23	011180	15,096,442.00	23	011180	23	150150-00000	Y	
		GR DEBT SVC-ROUND ROCK	23	011180	3,635,715.00	23	011180	23	150150-00000	Y	
		GR TRB DEBT SVC	01	011211	15,096,442.00-	23	015015	01	011211	N	Y

Printed on a Xerox 9700 Laser Printing System at the Computing Services Center / Texas A&M University

Form: URGB01 (02/05/85)

CC	Account	Transaction Description	- Offset - CC	Account	Amount	Actual Entry From CC	Account	To CC	Account	Feed	Mand
23	015015	DEBT SERVICE HOLDING ACCOUNT									
		GR DEBT SVC-ROUND ROCK	01	011235	3,635,715.00-	23	015015	01	011235	N	Y
		** Decrease in Fund Balance **			0.00						
23	015100	HSC - REAPPROPRIATED BALANCES									
		E&G INVESTMENT INCOME	23	011180	1,760,000.00	23	011180	23	151000-00000	Y	
		TO BALANCE STATE BUDGET	23	011180	4,567,938.00-	23	151000-00000	23	011180	Y	
		SR VP INST ENHANCEMENT	23	011180	1,730,883.00	23	011180	23	151000-00000	Y	
		COD TOB/GR FUND SWAP	23	011980	500,000.00-	23	151000-00000	23	119800-00000	Y	
		FUND SWAP GR/LOCAL	23	016400	2,064,934.00	23	164100-00000	23	151000-00000	Y	
		** Increase in Fund Balance **			487,879.00						
23	015200	STAFF BENEFITS									
		BENEFITS	23	011180	7,266,667.00	23	011180	23	152001-00000	Y	
		BENEFITS	23	011180	18,933,333.00	23	011180	23	152000-00000	Y	
		** Increase in Fund Balance **			26,200,000.00						
23	015900	STUDENT SERVICES									
		COD FY19 BUDGET ALLOCATION	23	011980	40,709.00	23	119800-00000	23	159021-00000	Y	
		COD FY19 BUDGET ALLOCATION	23	011980	154,012.00	23	119800-00000	23	159017-00000	Y	
		COD FY19 BUDGET ALLOCATION	23	011980	280,425.00	23	119800-00000	23	159013-00000	Y	
		COD FY19 BUDGET ALLOCATION	23	011980	236,139.00	23	119800-00000	23	159016-00000	Y	
		FY19 BUDGET ALLOCATION	23	012600	179,000.00	23	126200-00000	23	159009-00000	Y	
		FY19 BUDGET ALLOCATION	23	012600	270,337.00	23	126200-00000	23	159008-00000	Y	
		** Increase in Fund Balance **			1,160,622.00						
23	016400	PLANT SUPPORT									
		CAMPUS OP ALLOCATION	23	011180	16,110,604.00	23	011180	23	164100-00000	Y	
		COD/CAMPUS OPS FUND SWAP	23	011980	2,300,000.00-	23	164101-00000	23	119800-00000	Y	
		FUND SWAP GR/LOCAL	23	015100	2,064,934.00-	23	164100-00000	23	151000-00000	Y	
		** Increase in Fund Balance **			11,745,670.00						
23	018000	CBHEC									
		COM CBHEC ALLOCATION	23	011180	1,221,173.00	23	011180	23	180007-00000	Y	
		** Increase in Fund Balance **			1,221,173.00						
23	018100	PHARMACY SPECIAL ITEM									
		COP SPECIAL ITEM ALLOCATION	23	011180	1,243,572.00	23	011180	23	181000-00000	Y	
		COP SPECIAL ITEM ALLOCATION	23	011180	300,000.00	23	011180	23	181001-00000	Y	
		** Increase in Fund Balance **			1,543,572.00						
23	018200	COM EXPANSION SPECIAL ITEM									
		COM ALLOCATION	23	011180	10,238,112.00	23	011180	23	182000-00000	Y	
		** Increase in Fund Balance **			10,238,112.00						
23	018300	HEALTH SOUTH TEXAS 2025									
		HST-AG CONTRACT	07	011000	2,280,000.00-	23	018300	07	011000	N	

Printed on a Xerox 9700 Laser Printing System at the Computing Services Center / Texas A&M University

Form: URGB01 (02/05/85)

CC	Account	Transaction Description	- Offset - CC	Account	Amount	Actual Entry From CC	Account	To CC	Account	Feed	Mand
23	018300	HEALTH SOUTH TEXAS 2025									
		HST ALLOCATION	23	011180	4,560,000.00	23	011180	23	183000-00000	Y	
		** Increase in Fund Balance **			2,280,000.00						
23	018400	FORENSIC NURSING									
		CON FORENSIC NURSING	23	011180	912,000.00	23	011180	23	184000-00000	Y	
		** Increase in Fund Balance **			912,000.00						
23	018450	NURSING PROGRAM EXPANSION									
		CON PROGRAM EXPANSION	23	011180	216,000.00	23	011180	23	184500-00000	Y	
		** Increase in Fund Balance **			216,000.00						
23	020000	UAT DESIGNATED FUNDS									
		SYSTEM ASSESSMENTS	23	020200	2,191,622.00	23	202040-00000	23	200009-00000	Y	
		COD DESIG TUI	23	021100	1,920,000.00-	23	200000-00000	23	211150-00000	Y	
		COD DESIG TUI + ALLOCATION	23	021100	796,051.00-	23	200000-00000	23	211150-00000	Y	
		CAMPUS OPS ALLOCATION	23	021210	1,767,493.00-	23	200000-00000	23	212105-00000	Y	
		MREB DEBT SERVICE-CENTRAL	23	024440	243,425.00-	23	200000-00000	23	244481-00000	Y	
		MREBII DEBT SERVICE-CENTRAL	23	024440	354,000.00-	23	200000-00000	23	244481-00000	Y	
		COD BLDG DEBT SERVICE-CENTRAL	23	024440	375,000.00-	23	200000-00000	23	244481-00000	Y	
		IBT DEBT SERVICE-CENTRAL	23	024440	99,976.00-	23	200000-00000	23	244481-00000	Y	
		** Decrease in Fund Balance **			3,364,323.00-						
23	020200	INTEREST INCOME									
		SYSTEM ASSESSMENTS	23	020000	2,191,622.00-	23	202040-00000	23	200009-00000	Y	
		FUND SWAP GR/LOCAL	23	021210	2,064,934.00-	23	202040-00000	23	212100-00000	Y	
		CAMPUS OPS ALLOCATION	23	021210	2,132,723.00-	23	202040-00000	23	212100-00000	Y	
		** Decrease in Fund Balance **			6,389,279.00-						
23	020700	TPEG RESIDENT									
		TPEG ALLOCATION	23	011180	1,330,235.00	23	011180	23	207000-00000	Y	
		** Increase in Fund Balance **			1,330,235.00						
23	021100	COD DESIGNATED									
		COD DESIG TUI + ALLOCATION	23	020000	796,051.00	23	200000-00000	23	211150-00000	Y	
		COD DESIG TUI	23	020000	1,920,000.00	23	200000-00000	23	211150-00000	Y	
		COD/CAMPUS OPS FUND SWAP	23	021210	2,300,000.00-	23	211150-00000	23	212101-00000	Y	
		COD DEBT SERVICE	23	024440	110,114.00-	23	211150-00000	23	244481-00000	Y	
		COD NEW BLDG DEBT SERVICE	23	024440	750,000.00-	23	211150-00000	23	244481-00000	Y	
		** Decrease in Fund Balance **			444,063.00-						
23	021210	FACILITIES & SAFETY ADMINISTRATION									
		CAMPUS OPS ALLOCATION	23	020000	1,767,493.00	23	200000-00000	23	212105-00000	Y	
		FUND SWAP GR/LOCAL	23	020200	2,064,934.00	23	202040-00000	23	212100-00000	Y	
		CAMPUS OPS ALLOCATION	23	020200	2,132,723.00	23	202040-00000	23	212100-00000	Y	
		COD/CAMPUS OPS FUND SWAP	23	021100	2,300,000.00	23	211150-00000	23	212101-00000	Y	
		** Increase in Fund Balance **			8,265,150.00						

Printed on a Xerox 9700 Laser Printing System at the Computing Services Center / Texas A&M University

Form: URGB01 (02/05/85)

CC	Account	Transaction Description	- Offset - CC	Account	Amount	Actual Entry From CC	Account	To CC	Account	Feed	Mand
23	021500	PUF EQUIPMENT ALLOCATION									
		HSC PUF EQUIPMENT ALLOCATION	01	080710	15,000,000.00	01	080710	23	021500	N	
		** Increase in Fund Balance **			15,000,000.00						
23	022029	STUDENT SERVICE FEE-SPH									
		SPH UAF ALLOCATION	23	022131	10,000.00	23	221310-00000	23	220290-00000	Y	
		** Increase in Fund Balance **			10,000.00						
23	022046	STUDENT SERVICE FEE-TEMPLE									
		COM UAF ALLOCATION	23	022131	170,000.00	23	221310-00000	23	220460-00000	Y	
		** Increase in Fund Balance **			170,000.00						
23	022079	STUDENT SERVICE FEE-NURSING									
		CON UAF ALLOCATION	23	022131	17,000.00	23	221310-00000	23	220790-00000	Y	
		** Increase in Fund Balance **			17,000.00						
23	022087	ACADEMIC TECHNOLOGY FEE									
		OIT ALLOCATION	23	022131	1,790,000.00	23	221310-00000	23	220870-00000	Y	
		** Increase in Fund Balance **			1,790,000.00						
23	022088	COMPUTER USE FEE									
		OIT ALLOCATION	23	022131	910,000.00	23	221310-00000	23	220880-00000	Y	
		** Increase in Fund Balance **			910,000.00						
23	022101	APPLICATION FEE-D.D.S.									
		FY19 BUDGET ALLOCATION	23	022113	1,500.00-	23	221020-00000	23	221130-00000	Y	
		FY19 BUDGET ALLOCATION	23	022113	3,300.00-	23	221030-00000	23	221130-00000	Y	
		** Decrease in Fund Balance **			4,800.00-						
23	022105	COD-TECHNOLOGY FEE									
		FY19 BUDGET ALLOCATION	23	022126	6,000.00	23	221260-00000	23	221055-00000	Y	
		FY19 BUDGET ALLOCATION	23	022126	2,000.00	23	221260-00000	23	221059-00000	Y	
		FY19 BUDGET ALLOCATION	23	022126	96,049.00	23	221260-00000	23	221058-00000	Y	
		FY19 BUDGET ALLOCATION	23	022126	134,000.00	23	221260-00000	23	221050-00000	Y	
		FY19 BUDGET ALLOCATION	23	022126	47,000.00	23	221260-00000	23	221057-00000	Y	
		** Increase in Fund Balance **			285,049.00						
23	022110	MATRICULATION FEE									
		FY19 BUDGET ALLOCATION	23	022113	400.00-	23	221120-00000	23	221130-00000	Y	
		FY19 BUDGET ALLOCATION	23	022113	600.00-	23	221110-00000	23	221130-00000	Y	
		FY19 BUDGET ALLOCATION	23	022113	1,000.00-	23	221100-00000	23	221130-00000	Y	
		** Decrease in Fund Balance **			2,000.00-						
23	022113	STUDENT FEES									
		FY19 BUDGET ALLOCATION	23	022101	3,300.00	23	221030-00000	23	221130-00000	Y	
		FY19 BUDGET ALLOCATION	23	022101	1,500.00	23	221020-00000	23	221130-00000	Y	
		FY19 BUDGET ALLOCATION	23	022110	1,000.00	23	221100-00000	23	221130-00000	Y	

Printed on a Xerox 9700 Laser Printing System at the Computing Services Center / Texas A&M University

Form: URGB01 (02/05/85)

CC	Account	Transaction Description	- Offset - CC	Account	Amount	Actual Entry From CC	Account	To CC	Account	Feed	Mand
23	022113	STUDENT FEES									
		FY19 BUDGET ALLOCATION	23	022110	400.00	23	221120-00000	23	221130-00000	Y	
		FY19 BUDGET ALLOCATION	23	022110	600.00	23	221110-00000	23	221130-00000	Y	
		** Increase in Fund Balance **			6,800.00						
23	022115	TEACHING MODEL REPLACEMENT FEE									
		FY19 BUDGET ALLOCATION	23	022126	10,000.00	23	221260-00000	23	221150-00000	Y	
		** Increase in Fund Balance **			10,000.00						
23	022119	LIBRARY ACCESS FEE									
		COD LIBRARY UAF ALLOCATION	23	022131	137,000.00	23	221310-00000	23	221190-00000	Y	
		** Increase in Fund Balance **			137,000.00						
23	022122	STUDENT SVC FEES									
		COD STUDENT COUNCIL ALLOCATION	23	022131	61,000.00	23	221310-00000	23	221220-00000	Y	
		** Increase in Fund Balance **			61,000.00						
23	022123	STUDENT SVC FEE-YEAR BOOK									
		COD YEAR BOOK ALLOCATION	23	022131	31,500.00	23	221310-00000	23	221230-00000	Y	
		** Increase in Fund Balance **			31,500.00						
23	022125	EQUIPMENT USAGE FEE									
		FY19 BUDGET ALLOCATION	23	022126	20,000.00	23	221260-00000	23	221250-18008	Y	
		FY19 BUDGET ALLOCATION	23	022126	108,068.00	23	221260-00000	23	221250-18008	Y	
		** Increase in Fund Balance **			128,068.00						
23	022126	COD-INSTRUCTIONAL ENHANCEMENT FEE									
		FY19 BUDGET ALLOCATION	23	022105	96,049.00-	23	221260-00000	23	221058-00000	Y	
		FY19 BUDGET ALLOCATION	23	022105	2,000.00-	23	221260-00000	23	221059-00000	Y	
		FY19 BUDGET ALLOCATION	23	022105	47,000.00-	23	221260-00000	23	221057-00000	Y	
		FY19 BUDGET ALLOCATION	23	022105	134,000.00-	23	221260-00000	23	221050-00000	Y	
		FY19 BUDGET ALLOCATION	23	022105	6,000.00-	23	221260-00000	23	221055-00000	Y	
		FY19 BUDGET ALLOCATION	23	022115	10,000.00-	23	221260-00000	23	221150-00000	Y	
		FY19 BUDGET ALLOCATION	23	022125	20,000.00-	23	221260-00000	23	221250-18008	Y	
		FY19 BUDGET ALLOCATION	23	022125	108,068.00-	23	221260-00000	23	221250-18008	Y	
		** Decrease in Fund Balance **			423,117.00-						
23	022131	UNIVERSITY ADVANCEMENT FEE									
		SPH UAF ALLOCATION	23	022029	10,000.00-	23	221310-00000	23	220290-00000	Y	
		COM UAF ALLOCATION	23	022046	170,000.00-	23	221310-00000	23	220460-00000	Y	
		CON UAF ALLOCATION	23	022079	17,000.00-	23	221310-00000	23	220790-00000	Y	
		OIT ALLOCATION	23	022087	1,790,000.00-	23	221310-00000	23	220870-00000	Y	
		OIT ALLOCATION	23	022088	910,000.00-	23	221310-00000	23	220880-00000	Y	
		COD LIBRARY UAF ALLOCATION	23	022119	137,000.00-	23	221310-00000	23	221190-00000	Y	
		COD STUDENT COUNCIL ALLOCATION	23	022122	61,000.00-	23	221310-00000	23	221220-00000	Y	
		COD YEAR BOOK ALLOCATION	23	022123	31,500.00-	23	221310-00000	23	221230-00000	Y	
		** Decrease in Fund Balance **			3,126,500.00-						

Printed on a Xerox 9700 Laser Printing System at the Computing Services Center / Texas A&M University

Form: URGB01 (02/05/85)

CC	Account	Transaction Description	- Offset - CC	Account	Amount	Actual Entry From CC	Account	To CC	Account	Feed	Mand
23	023000	TOBACCO-HSC ENDOWMENT									
		COD ALLOCATION	23	023300	1,400,000.00-	23	230000-00000	23	233000-00000	Y	
		** Decrease in Fund Balance **			1,400,000.00-						
23	023001	TOBACCO-PERMANENT HEALTH FUND									
		RESEARCH SVS CONTRACT	23	023010	800,000.00-	23	230010-00000	23	230400-00000	Y	
		COD ALLOCATION	23	023300	100,000.00-	23	230010-00000	23	233000-00000	Y	
		SPH ALLOCATION	23	023600	389,193.00-	23	230010-00000	23	236050-00000	Y	
		** Decrease in Fund Balance **			1,289,193.00-						
23	023010	TOBACCO-RSCH ENHANCEMENT									
		RESEARCH SVS CONTRACT	23	023001	800,000.00	23	230010-00000	23	230400-00000	Y	
		** Increase in Fund Balance **			800,000.00						
23	023080	TOBACCO-REAPPROPRIATED BALANCES									
		COD TOB/GR FUND SWAP	23	023300	500,000.00	23	233000-00000	23	230800-00000	Y	
		** Increase in Fund Balance **			500,000.00						
23	023300	TOBACCO-COD									
		COD ALLOCATION	23	023000	1,400,000.00	23	230000-00000	23	233000-00000	Y	
		COD ALLOCATION	23	023001	100,000.00	23	230010-00000	23	233000-00000	Y	
		COD TOB/GR FUND SWAP	23	023080	500,000.00-	23	233000-00000	23	230800-00000	Y	
		** Increase in Fund Balance **			1,000,000.00						
23	023600	TOBACCO-SPH									
		SPH ALLOCATION	23	023001	389,193.00	23	230010-00000	23	236050-00000	Y	
		** Increase in Fund Balance **			389,193.00						
23	024400	INDIRECT COST RECOVERY-COM									
		COM DEBT SERVICE	23	024440	147,984.00-	23	244040-00000	23	244481-00000	Y	
		** Decrease in Fund Balance **			147,984.00-						
23	024440	INDIRECT COST RECOVERY									
		MREBII DEBT SERVICE-CENTRAL	23	020000	354,000.00	23	200000-00000	23	244481-00000	Y	
		COD BLDG DEBT SERVICE-CENTRAL	23	020000	375,000.00	23	200000-00000	23	244481-00000	Y	
		MREB DEBT SERVICE-CENTRAL	23	020000	243,425.00	23	200000-00000	23	244481-00000	Y	
		IBT DEBT SERVICE-CENTRAL	23	020000	99,976.00	23	200000-00000	23	244481-00000	Y	
		COD DEBT SERVICE	23	021100	110,114.00	23	211150-00000	23	244481-00000	Y	
		COD NEW BLDG DEBT SERVICE	23	021100	750,000.00	23	211150-00000	23	244481-00000	Y	
		COM DEBT SERVICE	23	024400	147,984.00	23	244040-00000	23	244481-00000	Y	
		COD DEBT SERVICE	01	088823	110,114.00-	23	024440	01	088823	N	Y
		COD BLDG DEBT SERVICE-CENTRAL	01	088823	375,000.00-	23	024440	01	088823	N	Y
		COD NEW BLDG DEBT SERVICE	01	088823	750,000.00-	23	024440	01	088823	N	Y
		MREB DEBT SERVICE-CENTRAL	01	088823	243,425.00-	23	024440	01	088823	N	Y
		MREBII DEBT SERVICE-CENTRAL	01	088823	354,000.00-	23	024440	01	088823	N	Y
		COM DEBT SERVICE	01	088823	147,984.00-	23	024440	01	088823	N	Y
		IBT DEBT SERVICE-CENTRAL	01	088823	99,976.00-	23	024440	01	088823	N	Y
		** Decrease in Fund Balance **			0.00						

Printed on a Xerox 9700 Laser Printing System at the Computing Services Center / Texas A&M University

Form: URGB01 (02/05/85)

CC	Account	Transaction Description	- Offset - CC	Account	Amount	Actual Entry From CC	From Account	To CC	To Account	Feed	Mand
23	029000	AUF									
		HSC - CRI PMT 1 OF 5	01	021001	2,000,000.00	01	021001	23	029000	N	
		FY19 TRANSFER TO HSC	02	029999	52,000,000.00	02	029999	23	029000	N	
		** Increase in Fund Balance **			54,000,000.00						
23	069200	AUTOMATED AFR ADJUSTMENTS									
		TUITION DISCOUNTING	23	010100	1,327,429.00-	23	692000-00000	23	101010-00000	Y	
		TUITION DISCOUNTING	23	012210	165,844.00	23	122100-00000	23	692000-00000	Y	
		** Decrease in Fund Balance **			1,161,585.00-						

Printed on a Xerox 9700 Laser Printing System at the Computing Services Center / Texas A&M University

Form: URGB01 (02/05/85)

				Actual Entry					
			Offset		From		To		
CC	Account	Transaction Description	CC	Account	Amount	CC	Account	CC	Account	Feed	Mand

****
* *
* BLANK PAGE *
* *
****

Printed on a Xerox 9700 Laser Printing System at the Computing Services Center / Texas A&M University

Form: URGB01 (02/05/85)

CC	Account	Transaction Description	Offset CC	Offset Account	Amount	Actual Entry From CC	Actual Entry From Account	Actual Entry To CC	Actual Entry To Account	Feed	Mand
23	010000	EDUCATIONAL & GENERAL INCOME									
		GAA	23	100000-00000	144,025,170.00	23	100000-00000	23	011180	Y	
		STATE PD BENEFITS	23	100001-00000	10,803,822.00	23	100001-00000	23	011180	Y	
		STATE PD BENEFITS	23	100002-00000	8,129,511.00	23	100002-00000	23	011180	Y	
		** Potential Increase in Fund Balan			162,958,503.00						
23	010100	TUITION									
		STATE MIN TUITION	23	101000-00000	9,509,221.00	23	101000-00000	23	011180	Y	
		TUITION WAIVERS & EXEMPTIONS	23	101010-00000	315,676.00	23	101010-00000	23	122100-00000	Y	
		TUITION DISCOUNTING	23	101010-00000	1,327,429.00-	23	692000-00000	23	101010-00000	Y	
		STATE DIFF TUITION	23	101110-00000	6,867,605.00	23	101110-00000	23	011180	Y	
		STATE DIFF TUITION OVERREALIZE	23	101110-00000	994,895.00	23	101110-00000	23	011180	Y	
		** Potential Increase in Fund Balan			16,359,968.00						
23	010500	SALES AND SERVICES									
		COD CLINIC REVENUE	23	105010-00000	87,000.00	23	105010-00000	23	011180	Y	
		COD CLINIC REVENUE	23	105020-00000	610,000.00	23	105020-00000	23	011180	Y	
		FY19 BUDGET ALLOCATION	23	105020-00000	5,000.00-	23	105230-00000	23	105020-00000	Y	
		FY19 BUDGET ALLOCATION	23	105020-00000	5,000.00-	23	105090-00000	23	105020-00000	Y	
		COD CLINIC REVENUE	23	105030-00000	45,000.00	23	105030-00000	23	011180	Y	
		COD CLINIC REVENUE	23	105040-00000	425,000.00	23	105040-00000	23	011180	Y	
		COD CLINIC REVENUE	23	105050-00000	1,650,000.00	23	105050-00000	23	011180	Y	
		COD CLINIC REVENUE	23	105060-00000	610,000.00	23	105060-00000	23	011180	Y	
		COD CLINIC REVENUE	23	105070-00000	90,000.00	23	105070-00000	23	011180	Y	
		COD CLINIC REVENUE	23	105080-00000	225,000.00	23	105080-00000	23	011180	Y	
		FY19 BUDGET ALLOCATION	23	105090-00000	5,000.00	23	105090-00000	23	105020-00000	Y	
		COD CLINIC REVENUE	23	105090-00000	215,000.00	23	105090-00000	23	011180	Y	
		COD CLINIC REVENUE	23	105100-00000	550,000.00	23	105100-00000	23	011180	Y	
		COD CLINIC REVENUE	23	105110-00000	630,000.00	23	105110-00000	23	011180	Y	
		COD CLINIC REVENUE	23	105130-00000	20,000.00	23	105130-00000	23	011180	Y	
		COD CLINIC REVENUE	23	105140-00000	190,000.00	23	105140-00000	23	011180	Y	
		COD CLINIC REVENUE	23	105150-00000	105,000.00	23	105150-00000	23	011180	Y	
		COD CLINIC REVENUE	23	105160-00000	380,000.00	23	105160-00000	23	011180	Y	
		COD CLINIC REVENUE	23	105170-00000	200,000.00	23	105170-00000	23	011180	Y	
		FY19 BUDGET ALLOCATION	23	105170-00000	10,000.00-	23	105230-00000	23	105170-00000	Y	
		COD CLINIC REVENUE	23	105180-00000	290,000.00	23	105180-00000	23	011180	Y	
		COD CLINIC REVENUE	23	105190-00000	300,000.00	23	105190-00000	23	011180	Y	
		COD CLINIC REVENUE	23	105200-00000	38,000.00	23	105200-00000	23	011180	Y	
		COD CLINIC REVENUE	23	105210-00000	120,000.00	23	105210-00000	23	011180	Y	
		FY19 BUDGET ALLOCATION	23	105230-00000	5,000.00	23	105230-00000	23	105020-00000	Y	
		FY19 BUDGET ALLOCATION	23	105230-00000	10,000.00	23	105230-00000	23	105170-00000	Y	
		COD CLINIC REVENUE	23	105230-00000	444,856.00	23	105230-00000	23	011180	Y	
		** Potential Increase in Fund Balan			7,224,856.00						
23	010700	OTHER E&G REVENUE									
		E&G INVEST INC	23	107010-00000	60,000.00	23	107010-00000	23	011180	Y	
		E&G INVEST INC	23	107011-00000	1,700,000.00	23	107011-00000	23	011180	Y	
		** Potential Increase in Fund Balan			1,760,000.00						

Printed on a Xerox 9700 Laser Printing System at the Computing Services Center / Texas A&M University

Form: URGB01 (02/05/85)

CC	Account	Transaction Description	Offset CC	Offset Account	Amount	Actual Entry From CC	Actual Entry From Account	Actual Entry To CC	Actual Entry To Account	Feed	Mand
23	011980	SALARY SAVINGS-BUDGET ONLY									
		COD/CAMPUS OPS FUND SWAP	23	119800-00000	2,300,000.00-	23	164101-00000	23	119800-00000	Y	
		COD FY19 BUDGET ALLOCATION	23	119800-00000	280,425.00	23	119800-00000	23	159013-00000	Y	
		COD TOB/GR FUND SWAP	23	119800-00000	500,000.00-	23	151000-00000	23	119800-00000	Y	
		COD FY19 BUDGET ALLOCATION	23	119800-00000	40,709.00	23	119800-00000	23	159021-00000	Y	
		COD FY19 BUDGET ALLOCATION	23	119800-00000	154,012.00	23	119800-00000	23	159017-00000	Y	
		COD FY19 BUDGET ALLOCATION	23	119800-00000	236,139.00	23	119800-00000	23	159016-00000	Y	
		COD FY19 BUDGET ALLOCATION	23	119800-00000	206,063.00	23	119800-00000	23	150026-00000	Y	
		COD FY19 BUDGET ALLOCATION	23	119800-00000	93,312.00	23	119800-00000	23	150040-00000	Y	
		COD FY19 BUDGET ALLOCATION	23	119800-00000	181,199.00	23	119800-00000	23	150039-00000	Y	
		COD FY19 BUDGET ALLOCATION	23	119800-00000	200,406.00	23	119800-00000	23	150035-00000	Y	
		COD FY19 BUDGET ALLOCATION	23	119800-00000	332,504.00	23	119800-00000	23	150033-00000	Y	
		COD FY19 BUDGET ALLOCATION	23	119800-00000	5,000.00	23	119800-00000	23	150030-00000	Y	
		COD FY19 BUDGET ALLOCATION	23	119800-00000	489,753.00	23	119800-00000	23	150027-00000	Y	
		COD FY19 BUDGET ALLOCATION	23	119800-00000	228,811.00	23	119800-00000	23	140110-00000	Y	
		COD FY19 BUDGET ALLOCATION	23	119800-00000	1,243,348.00	23	119800-00000	23	150023-00000	Y	
		COD FY19 BUDGET ALLOCATION	23	119800-00000	42,095.00	23	119800-00000	23	140150-00000	Y	
		COD FY19 BUDGET ALLOCATION	23	119800-00000	900,584.00	23	119800-00000	23	140140-00000	Y	
		COD FY19 BUDGET ALLOCATION	23	119800-00000	56,000.00	23	119800-00000	23	140120-00000	Y	
		COD FY19 BUDGET ALLOCATION	23	119800-00000	510,984.00	23	119800-00000	23	150024-00000	Y	
		COD FY19 BUDGET ALLOCATION	23	119800-00000	92,034.00	23	119800-00000	23	150022-00000	Y	
		COD FY19 BUDGET ALLOCATION	23	119800-00000	333,429.00	23	119800-00000	23	140040-00000	Y	
		COD FY19 BUDGET ALLOCATION	23	119800-00000	575,324.00	23	119800-00000	23	140100-00000	Y	
		COD FY19 BUDGET ALLOCATION	23	119800-00000	292,430.00	23	119800-00000	23	140080-00000	Y	
		COD FY19 BUDGET ALLOCATION	23	119800-00000	186,341.00	23	119800-00000	23	140070-00000	Y	
		COD FY19 BUDGET ALLOCATION	23	119800-00000	351,525.00	23	119800-00000	23	140060-00000	Y	
		COD FY19 BUDGET ALLOCATION	23	119800-00000	231,080.00	23	119800-00000	23	140050-00000	Y	
		COD FY19 BUDGET ALLOCATION	23	119800-00000	262,866.00	23	119800-00000	23	140045-00000	Y	
		COD FY19 BUDGET ALLOCATION	23	119800-00000	491,623.00	23	119800-00000	23	128110-00000	Y	
		COD FY19 BUDGET ALLOCATION	23	119800-00000	680,934.00	23	119800-00000	23	140010-00000	Y	
		COD FY19 BUDGET ALLOCATION	23	119800-00000	23,312.00	23	119800-00000	23	128165-00000	Y	
		COD FY19 BUDGET ALLOCATION	23	119800-00000	239,415.00	23	119800-00000	23	140030-00000	Y	
		COD FY19 BUDGET ALLOCATION	23	119800-00000	68,257.00	23	119800-00000	23	128155-00000	Y	
		COD FY19 BUDGET ALLOCATION	23	119800-00000	2,000.00	23	119800-00000	23	128130-00000	Y	
		COD FY19 BUDGET ALLOCATION	23	119800-00000	204,764.00	23	119800-00000	23	128115-00000	Y	
		COD FY19 BUDGET ALLOCATION	23	119800-00000	1,051,590.00	23	119800-00000	23	124130-00000	Y	
		COD FY19 BUDGET ALLOCATION	23	119800-00000	423,892.00	23	119800-00000	23	128100-00000	Y	
		COD FY19 BUDGET ALLOCATION	23	119800-00000	2,518,458.00	23	119800-00000	23	124170-00000	Y	
		COD FY19 BUDGET ALLOCATION	23	119800-00000	80,160.00	23	119800-00000	23	128105-00000	Y	
		COD FY19 BUDGET ALLOCATION	23	119800-00000	19,000.00	23	119800-00000	23	124160-00000	Y	
		COD FY19 BUDGET ALLOCATION	23	119800-00000	587,229.00	23	119800-00000	23	124150-00000	Y	
		COD FY19 BUDGET ALLOCATION	23	119800-00000	3,396,968.00	23	119800-00000	23	124140-00000	Y	
		COD FY19 BUDGET ALLOCATION	23	119800-00000	702,077.00	23	119800-00000	23	124050-00000	Y	
		COD FY19 BUDGET ALLOCATION	23	119800-00000	1,727,995.00	23	119800-00000	23	124120-00000	Y	
		COD FY19 BUDGET ALLOCATION	23	119800-00000	925,035.00	23	119800-00000	23	124110-00000	Y	
		COD FY19 BUDGET ALLOCATION	23	119800-00000	977,926.00	23	119800-00000	23	124100-00000	Y	
		COD FY19 BUDGET ALLOCATION	23	119800-00000	1,259,208.00	23	119800-00000	23	124080-00000	Y	

Printed on a Xerox 9700 Laser Printing System at the Computing Services Center / Texas A&M University

Form: URGB01 (02/05/85)

CC	Account	Transaction Description	Offset CC	Offset Account	Amount	Actual Entry From CC	Actual Entry From Account	Actual Entry To CC	Actual Entry To Account	Feed	Mand
23	011980	SALARY SAVINGS-BUDGET ONLY									
		COD FY19 BUDGET ALLOCATION	23	119800-00000	1,247,650.00	23	119800-00000	23	124070-00000	Y	
		COD FY19 BUDGET ALLOCATION	23	119800-00000	1,628,877.00	23	119800-00000	23	124060-00000	Y	
		COD FY19 BUDGET ALLOCATION	23	119800-00000	290,543.00	23	119800-00000	23	120010-00000	Y	
		COD FY19 BUDGET ALLOCATION	23	119800-00000	2,777,886.00	23	119800-00000	23	124030-00000	Y	
		COD CLINIC ALLOCATION	23	119800-00000	6,724,856.00-	23	011180	23	119800-00000	Y	
		COD ALLOCAION	23	119800-00000	18,248,968.00-	23	011180	23	119800-00000	Y	
		COD CLINIC + ALLOCATION	23	119800-00000	500,000.00-	23	011180	23	119800-00000	Y	
		** Potential Increase in Fund Balan			577,348.00						
23	012000	TAMU CONTRACTS									
		LIBRARY ACCESS CONTRACT	23	120001-00000	1,637,000.00-	23	011180	23	120001-00000	Y	
		RESEARCH & TECH TRANS SVS CONT	23	120002-00000	1,153,562.00-	23	011180	23	120002-00000	Y	
		TAMU SHARED SVS CONTRACT	23	120003-00000	358,122.00-	23	011180	23	120003-00000	Y	
		TAMU BUSINESS SVS CONTRACT	23	120004-00000	692,773.00-	23	011180	23	120004-00000	Y	
		COD FY19 BUDGET ALLOCATION	23	120010-00000	290,543.00-	23	119800-00000	23	120010-00000	Y	
		** Potential Decrease in Fund Balan			4,132,000.00-						
23	012100	DIFFERENTIAL TUITION (BAT)									
		SR VP BAT TUI + ALLOCATION	23	121000-00000	994,895.00-	23	011180	23	121000-00000	Y	
		CON BAT TUI + ALLOCATION	23	121000-00000	17,500.00	23	121000-00000	23	121700-00000	Y	
		COD BAT TUI + ALLOCATION	23	121000-00000	463,750.00	23	121000-00000	23	121600-00000	Y	
		SPH BAT TUI + ALLOCATION	23	121000-00000	73,750.00	23	121000-00000	23	121400-00000	Y	
		COP BAT TUI + ALLOCATION	23	121000-00000	337,500.00	23	121000-00000	23	121500-00000	Y	
		COM BAT TUI + ALLOCATION	23	121000-00000	680,000.00	23	121000-00000	23	121100-00000	Y	
		SR VP BAT TUI ALLOCATION	23	121000-00000	577,605.00-	23	011180	23	121000-00000	Y	
		COM BAT TUI ALLOCATION	23	121100-00000	2,720,000.00-	23	011180	23	121100-00000	Y	
		COM BAT TUI + ALLOCATION	23	121100-00000	680,000.00-	23	121000-00000	23	121100-00000	Y	
		SPH BAT TUI + ALLOCATION	23	121400-00000	73,750.00-	23	121000-00000	23	121400-00000	Y	
		SPH BAT TUI ALLOCATION	23	121400-00000	295,000.00-	23	011180	23	121400-00000	Y	
		COP BAT TUI + ALLOCATION	23	121500-00000	337,500.00-	23	121000-00000	23	121500-00000	Y	
		COP BAT TUI ALLOCATION	23	121500-00000	1,350,000.00-	23	011180	23	121500-00000	Y	
		COD BAT TUI ALLOCATION	23	121600-00000	1,855,000.00-	23	011180	23	121600-00000	Y	
		COD BAT TUI + ALLOCATION	23	121600-00000	463,750.00-	23	121000-00000	23	121600-00000	Y	
		FY19 BCD BAT BUDGET	23	121600-00000	10,000.00	23	121600-00000	23	121675-00000	Y	
		FY19 BCD BAT BUDGET	23	121600-00000	150,000.00	23	121600-00000	23	121685-00000	Y	
		FY19 BCD BAT BUDGET	23	121600-00000	82,316.00	23	121600-00000	23	121680-00000	Y	
		FY19 BCD BAT BUDGET	23	121600-00000	68,445.00	23	121600-00000	23	121635-00000	Y	
		FY19 BCD BAT BUDGET	23	121600-00000	27,680.00	23	121600-00000	23	121660-00000	Y	
		FY19 BCD BAT BUDGET	23	121600-00000	554,898.00	23	121600-00000	23	121630-00000	Y	
		FY19 BCD BAT BUDGET	23	121600-00000	56,267.00	23	121600-00000	23	121665-00000	Y	
		FY19 BCD BAT BUDGET	23	121600-00000	35,821.00	23	121600-00000	23	121637-00000	Y	
		FY19 BCD BAT BUDGET	23	121600-00000	199,234.00	23	121600-00000	23	121655-00000	Y	
		FY19 BCD BAT BUDGET	23	121600-00000	50,687.00	23	121600-00000	23	121610-00000	Y	
		FY19 BCD BAT BUDGET	23	121600-00000	126,393.00	23	121600-00000	23	121670-00000	Y	
		FY19 BCD BAT BUDGET	23	121600-00000	172,324.00	23	121600-00000	23	121640-00000	Y	
		FY19 BCD BAT BUDGET	23	121600-00000	89,806.00	23	121600-00000	23	121645-00000	Y	

Printed on a Xerox 9700 Laser Printing System at the Computing Services Center / Texas A&M University

Form: URGB01 (02/05/85)

CC	Account	Transaction Description	--- Offset --- CC	Account	Amount	-------- Actual Entry --------- ---- From ----- CC	Account	----- To ------ CC	Account	Feed	Mand
23	012100	DIFFERENTIAL TUITION (BAT)									
		FY19 BCD BAT BUDGET	23	121610-00000	50,687.00-	23	121600-00000	23	121610-00000	Y	
		FY19 BCD BAT BUDGET	23	121630-00000	554,898.00-	23	121600-00000	23	121630-00000	Y	
		FY19 BCD BAT BUDGET	23	121635-00000	68,445.00-	23	121600-00000	23	121635-00000	Y	
		FY19 BCD BAT BUDGET	23	121637-00000	35,821.00-	23	121600-00000	23	121637-00000	Y	
		FY19 BCD BAT BUDGET	23	121640-00000	172,324.00-	23	121600-00000	23	121640-00000	Y	
		FY19 BCD BAT BUDGET	23	121645-00000	89,806.00-	23	121600-00000	23	121645-00000	Y	
		FY19 BCD BAT BUDGET	23	121655-00000	199,234.00-	23	121600-00000	23	121655-00000	Y	
		FY19 BCD BAT BUDGET	23	121660-00000	27,680.00-	23	121600-00000	23	121660-00000	Y	
		FY19 BCD BAT BUDGET	23	121665-00000	56,267.00-	23	121600-00000	23	121665-00000	Y	
		FY19 BCD BAT BUDGET	23	121670-00000	126,393.00-	23	121600-00000	23	121670-00000	Y	
		FY19 BCD BAT BUDGET	23	121675-00000	10,000.00-	23	121600-00000	23	121675-00000	Y	
		FY19 BCD BAT BUDGET	23	121680-00000	82,316.00-	23	121600-00000	23	121680-00000	Y	
		FY19 BCD BAT BUDGET	23	121685-00000	150,000.00-	23	121600-00000	23	121685-00000	Y	
		CON BAT TUI + ALLOCATION	23	121700-00000	17,500.00-	23	121000-00000	23	121700-00000	Y	
		CON BAT TUI ALLOCATION	23	121700-00000	70,000.00-	23	011180	23	121700-00000	Y	
		** Potential Decrease in Fund Balan			7,862,500.00-						
23	012210	SCHOLARSHIP - WAIVERS & EXEMPTIO									
		TUITION DISCOUNTING	23	122100-00000	165,844.00	23	122100-00000	23	692000-00000	Y	
		MEDICAL LOANS	23	122100-00000	57,281.00-	23	011180	23	122100-00000	Y	
		TUITION WAIVERS & EXEMPTIONS	23	122100-00000	315,676.00-	23	101010-00000	23	122100-00000	Y	
		** Potential Decrease in Fund Balan			207,113.00-						
23	012400	COD-FACULTY SALARIES AND DOE									
		COD FY19 BUDGET ALLOCATION	23	124030-00000	2,777,886.00-	23	119800-00000	23	124030-00000	Y	
		COD FY19 BUDGET ALLOCATION	23	124050-00000	702,077.00-	23	119800-00000	23	124050-00000	Y	
		COD FY19 BUDGET ALLOCATION	23	124060-00000	1,628,877.00-	23	119800-00000	23	124060-00000	Y	
		COD FY19 BUDGET ALLOCATION	23	124070-00000	1,247,650.00-	23	119800-00000	23	124070-00000	Y	
		COD FY19 BUDGET ALLOCATION	23	124080-00000	1,259,208.00-	23	119800-00000	23	124080-00000	Y	
		COD FY19 BUDGET ALLOCATION	23	124100-00000	977,926.00-	23	119800-00000	23	124100-00000	Y	
		COD FY19 BUDGET ALLOCATION	23	124110-00000	925,035.00-	23	119800-00000	23	124110-00000	Y	
		COD FY19 BUDGET ALLOCATION	23	124120-00000	1,727,995.00-	23	119800-00000	23	124120-00000	Y	
		COD FY19 BUDGET ALLOCATION	23	124130-00000	1,051,590.00-	23	119800-00000	23	124130-00000	Y	
		COD FY19 BUDGET ALLOCATION	23	124140-00000	3,396,968.00-	23	119800-00000	23	124140-00000	Y	
		COD FY19 BUDGET ALLOCATION	23	124150-00000	587,229.00-	23	119800-00000	23	124150-00000	Y	
		COD FY19 BUDGET ALLOCATION	23	124160-00000	19,000.00-	23	119800-00000	23	124160-00000	Y	
		COD FY19 BUDGET ALLOCATION	23	124170-00000	2,518,458.00-	23	119800-00000	23	124170-00000	Y	
		** Potential Decrease in Fund Balan			18,819,899.00-						
23	012600	RURAL PUBLIC HEALTH									
		FY19 BUDGET ALLOCATION	23	126200-00000	270,337.00	23	126200-00000	23	159008-00000	Y	
		FY19 BUDGET ALLOCATION	23	126200-00000	179,000.00	23	126200-00000	23	159009-00000	Y	
		FY19 BUDGET ALLOCATION	23	126200-00000	1,846,200.00	23	126200-00000	23	126260-00000	Y	
		FY19 BUDGET ALLOCATION	23	126200-00000	60,000.00	23	126200-00000	23	128305-00000	Y	
		FY19 BUDGET ALLOCATION	23	126200-00000	1,390,700.00	23	126200-00000	23	126270-00000	Y	
		FY19 BUDGET ALLOCATION	23	126200-00000	1,632,096.00	23	126200-00000	23	126250-00000	Y	

Printed on a Xerox 9700 Laser Printing System at the Computing Services Center / Texas A&M University

Form: URGB01 (02/05/85)

CC	Account	Transaction Description	Offset CC	Offset Account	Amount	Actual Entry From CC	Actual Entry From Account	Actual Entry To CC	Actual Entry To Account	Feed	Mand
23	012600	RURAL PUBLIC HEALTH									
		FY19 BUDGET ALLOCATION	23	126200-00000	275,083.00	23	126200-00000	23	126220-00000	Y	
		FY19 BUDGET ALLOCATION	23	126200-00000	1,056,705.00	23	126200-00000	23	126240-00000	Y	
		SPH ALLOCATION	23	126200-00000	6,622,044.00-	23	011180	23	126200-00000	Y	
		FY19 BUDGET ALLOCATION	23	126220-00000	275,083.00-	23	126200-00000	23	126220-00000	Y	
		MCALLEN CAMPUS ALLOCATION	23	126230-00000	562,883.00-	23	011180	23	126230-00000	Y	
		FY19 BUDGET ALLOCATION	23	126240-00000	1,056,705.00-	23	126200-00000	23	126240-00000	Y	
		FY19 BUDGET ALLOCATION	23	126250-00000	1,632,096.00-	23	126200-00000	23	126250-00000	Y	
		FY19 BUDGET ALLOCATION	23	126260-00000	1,846,200.00-	23	126200-00000	23	126260-00000	Y	
		FY19 BUDGET ALLOCATION	23	126270-00000	1,390,700.00-	23	126200-00000	23	126270-00000	Y	
		** Potential Decrease in Fund Balan			6,675,590.00-						
23	012700	GRADUATE MEDICAL EDUCATION									
		COM GME ALLOCATION	23	127000-00000	6,569,065.00-	23	011180	23	127000-00000	Y	
		** Potential Decrease in Fund Balan			6,569,065.00-						
23	012710	PHARMACY - INSTRUCTION									
		COP ALLOCATION	23	127100-00000	4,911,264.00-	23	011180	23	127100-00000	Y	
		** Potential Decrease in Fund Balan			4,911,264.00-						
23	012750	NURSING									
		FY18 BUDGET ALLOCATION	23	127500-00000	742,536.00	23	127500-00000	23	127501-00000	Y	
		FY18 BUDGET ALLOCATION	23	127500-00000	303,447.00	23	127500-00000	23	127502-00000	Y	
		FY18 BUDGET ALLOCATION	23	127500-00000	1,008,312.00	23	127500-00000	23	128500-00000	Y	
		CON ALLOCATION	23	127500-00000	3,835,177.00-	23	011180	23	127500-00000	Y	
		FY18 BUDGET ALLOCATION	23	127501-00000	742,536.00-	23	127500-00000	23	127501-00000	Y	
		FY18 BUDGET ALLOCATION	23	127502-00000	303,447.00-	23	127500-00000	23	127502-00000	Y	
		** Potential Decrease in Fund Balan			2,826,865.00-						
23	012760	CLRC									
		CLRC ALLOCATION	23	127600-00000	845,750.00-	23	011180	23	127600-00000	Y	
		** Potential Decrease in Fund Balan			845,750.00-						
23	012800	INSTRUCTIONAL ADMINISTRATION-COM									
		TEXVET ALLOCATION	23	128016-00000	139,997.00-	23	011180	23	128016-00000	Y	
		** Potential Decrease in Fund Balan			139,997.00-						
23	012810	INSTRUCTIONAL ADMINISTRATION-COD									
		COD FY19 BUDGET ALLOCATION	23	128100-00000	423,892.00-	23	119800-00000	23	128100-00000	Y	
		COD FY19 BUDGET ALLOCATION	23	128105-00000	80,160.00-	23	119800-00000	23	128105-00000	Y	
		COD FY19 BUDGET ALLOCATION	23	128110-00000	491,623.00-	23	119800-00000	23	128110-00000	Y	
		COD FY19 BUDGET ALLOCATION	23	128115-00000	204,764.00-	23	119800-00000	23	128115-00000	Y	
		COD FY19 BUDGET ALLOCATION	23	128130-00000	2,000.00-	23	119800-00000	23	128130-00000	Y	
		COD FY19 BUDGET ALLOCATION	23	128155-00000	68,257.00-	23	119800-00000	23	128155-00000	Y	
		COD FY19 BUDGET ALLOCATION	23	128165-00000	23,312.00-	23	119800-00000	23	128165-00000	Y	
		** Potential Decrease in Fund Balan			1,294,008.00-						

Printed on a Xerox 9700 Laser Printing System at the Computing Services Center / Texas A&M University

Form: URGB01 (02/05/85)

CC	Account	Transaction Description	Offset CC	Offset Account	Amount	Actual Entry From CC	Actual Entry From Account	Actual Entry To CC	Actual Entry To Account	Feed	Mand
23	012830	INSTRUCTIONAL ADMINISTRATION-RPH									
		FY19 BUDGET ALLOCATION	23	128305-00000	60,000.00-	23	126200-00000	23	128305-00000	Y	
		** Potential Decrease in Fund Balan			60,000.00-						
23	012840	PHARMACY-ACADEMIC SUPPORT									
		COP ALLOCATION	23	128400-00000	2,309,781.00-	23	011180	23	128400-00000	Y	
		** Potential Decrease in Fund Balan			2,309,781.00-						
23	012850	NURSING-ACADEMIC SUPPORT									
		FY18 BUDGET ALLOCATION	23	128500-00000	1,008,312.00-	23	127500-00000	23	128500-00000	Y	
		** Potential Decrease in Fund Balan			1,008,312.00-						
23	013000	CONDUCT RESEARCH-COM									
		COM IBT ALLOCATION	23	130062-00000	3,211,104.00-	23	011180	23	130062-00000	Y	
		COM ALLOCATION	23	130062-00000	31,896,203.00-	23	011180	23	130062-00000	Y	
		** Potential Decrease in Fund Balan			35,107,307.00-						
23	014000	DENTAL CLINIC OPERATIONS									
		COD FY19 BUDGET ALLOCATION	23	140010-00000	680,934.00-	23	119800-00000	23	140010-00000	Y	
		COD FY19 BUDGET ALLOCATION	23	140030-00000	239,415.00-	23	119800-00000	23	140030-00000	Y	
		COD FY19 BUDGET ALLOCATION	23	140040-00000	333,429.00-	23	119800-00000	23	140040-00000	Y	
		COD FY19 BUDGET ALLOCATION	23	140045-00000	262,866.00-	23	119800-00000	23	140045-00000	Y	
		COD FY19 BUDGET ALLOCATION	23	140050-00000	231,080.00-	23	119800-00000	23	140050-00000	Y	
		COD FY19 BUDGET ALLOCATION	23	140060-00000	351,525.00-	23	119800-00000	23	140060-00000	Y	
		COD FY19 BUDGET ALLOCATION	23	140070-00000	186,341.00-	23	119800-00000	23	140070-00000	Y	
		COD FY19 BUDGET ALLOCATION	23	140080-00000	292,430.00-	23	119800-00000	23	140080-00000	Y	
		COD FY19 BUDGET ALLOCATION	23	140100-00000	575,324.00-	23	119800-00000	23	140100-00000	Y	
		COD FY19 BUDGET ALLOCATION	23	140110-00000	228,811.00-	23	119800-00000	23	140110-00000	Y	
		COD FY19 BUDGET ALLOCATION	23	140120-00000	56,000.00-	23	119800-00000	23	140120-00000	Y	
		COD FY19 BUDGET ALLOCATION	23	140140-00000	900,584.00-	23	119800-00000	23	140140-00000	Y	
		COD FY19 BUDGET ALLOCATION	23	140150-00000	42,095.00-	23	119800-00000	23	140150-00000	Y	
		** Potential Decrease in Fund Balan			4,380,834.00-						
23	015000	GENERAL INSTITUTIONAL									
		SR VP ALLOCATION	23	150001-00000	1,285,156.00-	23	011180	23	150001-00000	Y	
		FINANCE ALLOCATIONT	23	150002-00000	2,120,724.00-	23	011180	23	150002-00000	Y	
		COMM & MKTG ALLOCATION	23	150003-00000	1,115,368.00-	23	011180	23	150003-00000	Y	
		TAMU ENROLLMENT SVC CONTRACT	23	150004-00000	855,494.00-	23	011180	23	150004-00000	Y	
		OIT ALLOCATION	23	150007-00000	539,661.00-	23	011180	23	150007-00000	Y	
		OIT ALLOCATION/SYS ASSESSMENT	23	150010-00000	279,746.00-	23	011180	23	150010-00000	Y	
		OGC SYSTEM ASSESSMENT	23	150011-00000	70,000.00-	23	011180	23	150011-00000	Y	
		ACAD AFFAIRS ALLOCATION	23	150017-00000	889,285.00-	23	011180	23	150017-00000	Y	
		OIT ALLOCATION	23	150021-00000	33,000.00-	23	011180	23	150021-00000	Y	
		COD FY19 BUDGET ALLOCATION	23	150022-00000	92,034.00-	23	119800-00000	23	150022-00000	Y	
		COD FY19 BUDGET ALLOCATION	23	150023-00000	1,243,348.00-	23	119800-00000	23	150023-00000	Y	
		COD FY19 BUDGET ALLOCATION	23	150024-00000	510,984.00-	23	119800-00000	23	150024-00000	Y	
		COD FY19 BUDGET ALLOCATION	23	150026-00000	206,063.00-	23	119800-00000	23	150026-00000	Y	

Printed on a Xerox 9700 Laser Printing System at the Computing Services Center / Texas A&M University

Form: URGB01 (02/05/85)

CC	Account	Transaction Description	Offset CC	Offset Account	Amount	Actual Entry From CC	Actual Entry From Account	Actual Entry To CC	Actual Entry To Account	Feed	Mand
23	015000	GENERAL INSTITUTIONAL									
		COD FY19 BUDGET ALLOCATION	23	150027-00000	489,753.00-	23	119800-00000	23	150027-00000	Y	
		COD FY19 BUDGET ALLOCATION	23	150030-00000	5,000.00-	23	119800-00000	23	150030-00000	Y	
		COD FY19 BUDGET ALLOCATION	23	150033-00000	332,504.00-	23	119800-00000	23	150033-00000	Y	
		COD FY19 BUDGET ALLOCATION	23	150035-00000	200,406.00-	23	119800-00000	23	150035-00000	Y	
		COD FY19 BUDGET ALLOCATION	23	150039-00000	181,199.00-	23	119800-00000	23	150039-00000	Y	
		COD FY19 BUDGET ALLOCATION	23	150040-00000	93,312.00-	23	119800-00000	23	150040-00000	Y	
		OGC SYSTEM ASSESSMENT	23	150045-00000	70,000.00-	23	011180	23	150045-00000	Y	
		GOV'T AFFAIRS ALLOCATION	23	150055-00000	563,758.00-	23	011180	23	150055-00000	Y	
		INST ADVANCEMENT ALLOCATION	23	150056-00000	386,032.00-	23	011180	23	150056-00000	Y	
		OIT ALLOCATION	23	150061-00000	2,706,328.00-	23	011180	23	150061-00000	Y	
		COP ALLOCATION	23	150064-00000	275,400.00-	23	011180	23	150064-00000	Y	
		** Potential Decrease in Fund Balan			14,544,555.00-						
23	015015	DEBT SERVICE HOLDING ACCOUNT									
		GR DEBT SVC-ROUND ROCK	23	150150-00000	3,635,715.00-	23	011180	23	150150-00000	Y	
		GR TRB DEBT SVC	23	150150-00000	15,096,442.00	23	150150-00000	23	015015	Y	
		GR DEBT SVC-ROUND ROCK	23	150150-00000	3,635,715.00	23	150150-00000	23	015015	Y	
		GR TRB DEBT SVC	23	150150-00000	15,096,442.00-	23	011180	23	150150-00000	Y	
		** Potential Decrease in Fund Balan			0.00						
23	015100	HSC - REAPPROPRIATED BALANCES									
		FUND SWAP GR/LOCAL	23	151000-00000	2,064,934.00-	23	164100-00000	23	151000-00000	Y	
		COD TOB/GR FUND SWAP	23	151000-00000	500,000.00	23	151000-00000	23	119800-00000	Y	
		TO BALANCE STATE BUDGET	23	151000-00000	4,567,938.00	23	151000-00000	23	011180	Y	
		SR VP INST ENHANCEMENT	23	151000-00000	1,730,883.00-	23	011180	23	151000-00000	Y	
		E&G INVESTMENT INCOME	23	151000-00000	1,760,000.00-	23	011180	23	151000-00000	Y	
		** Potential Decrease in Fund Balan			487,879.00-						
23	015200	STAFF BENEFITS									
		BENEFITS	23	152000-00000	18,933,333.00-	23	011180	23	152000-00000	Y	
		BENEFITS	23	152001-00000	7,266,667.00-	23	011180	23	152001-00000	Y	
		** Potential Decrease in Fund Balan			26,200,000.00-						
23	015900	STUDENT SERVICES									
		FY19 BUDGET ALLOCATION	23	159008-00000	270,337.00-	23	126200-00000	23	159008-00000	Y	
		FY19 BUDGET ALLOCATION	23	159009-00000	179,000.00-	23	126200-00000	23	159009-00000	Y	
		COD FY19 BUDGET ALLOCATION	23	159013-00000	280,425.00-	23	119800-00000	23	159013-00000	Y	
		COD FY19 BUDGET ALLOCATION	23	159016-00000	236,139.00-	23	119800-00000	23	159016-00000	Y	
		COD FY19 BUDGET ALLOCATION	23	159017-00000	154,012.00-	23	119800-00000	23	159017-00000	Y	
		COD FY19 BUDGET ALLOCATION	23	159021-00000	40,709.00-	23	119800-00000	23	159021-00000	Y	
		** Potential Decrease in Fund Balan			1,160,622.00-						
23	016400	PLANT SUPPORT									
		FY19 CAMPUS OPS BUDGET	23	164100-00000	1,041,586.00	23	164100-00000	23	164103-00000	Y	
		FY19 CAMPUS OPS BUDGET	23	164100-00000	2,660,614.00	23	164100-00000	23	164105-00000	Y	
		FUND SWAP GR/LOCAL	23	164100-00000	2,064,934.00	23	164100-00000	23	151000-00000	Y	

Printed on a Xerox 9700 Laser Printing System at the Computing Services Center / Texas A&M University

Form: URGB01 (02/05/85)

CC	Account	Transaction Description	Offset CC	Offset Account	Amount	Actual Entry From CC	Actual Entry From Account	Actual Entry To CC	Actual Entry To Account	Feed	Mand
23	016400	PLANT SUPPORT									
		FY19 CAMPUS OPS BUDGET	23	164100-00000	2,610,377.00	23	164100-00000	23	164106-00000	Y	
		FY19 CAMPUS OPS BUDGET	23	164100-00000	829,000.00	23	164100-00000	23	164102-00000	Y	
		FY19 CAMPUS OPS BUDGET	23	164100-00000	6,572,809.00	23	164100-00000	23	164101-00000	Y	
		CAMPUS OP ALLOCATION	23	164100-00000	16,110,604.00-	23	011180	23	164100-00000	Y	
		FY19 CAMPUS OPS BUDGET	23	164101-00000	6,572,809.00-	23	164100-00000	23	164101-00000	Y	
		COD/CAMPUS OPS FUND SWAP	23	164101-00000	2,300,000.00	23	164101-00000	23	119800-00000	Y	
		FY19 CAMPUS OPS BUDGET	23	164102-00000	829,000.00-	23	164100-00000	23	164102-00000	Y	
		FY19 CAMPUS OPS BUDGET	23	164103-00000	1,041,586.00-	23	164100-00000	23	164103-00000	Y	
		FY19 CAMPUS OPS BUDGET	23	164105-00000	2,660,614.00-	23	164100-00000	23	164105-00000	Y	
		FY19 CAMPUS OPS BUDGET	23	164106-00000	2,610,377.00-	23	164100-00000	23	164106-00000	Y	
		** Potential Decrease in Fund Balan			11,745,670.00-						
23	018000	CBHEC									
		COM CBHEC ALLOCATION	23	180007-00000	1,221,173.00-	23	011180	23	180007-00000	Y	
		** Potential Decrease in Fund Balan			1,221,173.00-						
23	018100	PHARMACY SPECIAL ITEM									
		COP SPECIAL ITEM ALLOCATION	23	181000-00000	1,243,572.00-	23	011180	23	181000-00000	Y	
		COP SPECIAL ITEM ALLOCATION	23	181001-00000	300,000.00-	23	011180	23	181001-00000	Y	
		** Potential Decrease in Fund Balan			1,543,572.00-						
23	018200	COM EXPANSION SPECIAL ITEM									
		COM ALLOCATION	23	182000-00000	10,238,112.00-	23	011180	23	182000-00000	Y	
		** Potential Decrease in Fund Balan			10,238,112.00-						
23	018300	HEALTH SOUTH TEXAS 2025									
		HST ALLOCATION	23	183000-00000	4,560,000.00-	23	011180	23	183000-00000	Y	
		HST-AG CONTRACT	23	183000-00000	2,280,000.00	23	183000-00000	23	018300	Y	
		** Potential Decrease in Fund Balan			2,280,000.00-						
23	018400	FORENSIC NURSING									
		CON FORENSIC NURSING	23	184000-00000	912,000.00-	23	011180	23	184000-00000	Y	
		** Potential Decrease in Fund Balan			912,000.00-						
23	018450	NURSING PROGRAM EXPANSION									
		CON PROGRAM EXPANSION	23	184500-00000	216,000.00-	23	011180	23	184500-00000	Y	
		** Potential Decrease in Fund Balan			216,000.00-						
23	020000	UAT DESIGNATED FUNDS									
		MREB DEBT SERVICE-CENTRAL	23	200000-00000	243,425.00	23	200000-00000	23	244481-00000	Y	
		COD BLDG DEBT SERVICE-CENTRAL	23	200000-00000	375,000.00	23	200000-00000	23	244481-00000	Y	
		MREBII DEBT SERVICE-CENTRAL	23	200000-00000	354,000.00	23	200000-00000	23	244481-00000	Y	
		CAMPUS OPS ALLOCATION	23	200000-00000	1,767,493.00	23	200000-00000	23	212105-00000	Y	
		IBT DEBT SERVICE-CENTRAL	23	200000-00000	99,976.00	23	200000-00000	23	244481-00000	Y	
		COM DESIG TUI + ALLOCATION	23	200000-00000	515,113.00	23	200000-00000	23	200180-00000	Y	
		COD DESIG TUI	23	200000-00000	1,920,000.00	23	200000-00000	23	211150-00000	Y	

Printed on a Xerox 9700 Laser Printing System at the Computing Services Center / Texas A&M University

Form: URGB01 (02/05/85)

CC	Account	Transaction Description	--- Offset --- CC	Account	Amount	-------- Actual Entry --------- ---- From ----- CC	Account	----- To ------ CC	Account	Feed	Mand
23	020000	UAT DESIGNATED FUNDS									
		COP DESIG TUI	23	200000-00000	500,000.00	23	200000-00000	23	200184-00000	Y	
		SPH DESIG TUI + ALLOCATION	23	200000-00000	229,540.00	23	200000-00000	23	200183-00000	Y	
		COD DESIG TUI + ALLOCATION	23	200000-00000	796,051.00	23	200000-00000	23	211150-00000	Y	
		SPH DESIG TUI	23	200000-00000	240,000.00	23	200000-00000	23	200183-00000	Y	
		CON DESIG TUI	23	200000-00000	660,000.00	23	200000-00000	23	200185-00000	Y	
		COM DESIG TUI	23	200000-00000	1,300,000.00	23	200000-00000	23	200180-00000	Y	
		COP DESIG TUI + ALLOCATION	23	200000-00000	234,217.00	23	200000-00000	23	200184-00000	Y	
		CON DESIG TUI + ALLOCATION	23	200000-00000	324,063.00	23	200000-00000	23	200185-00000	Y	
		SPH DESIG TUI + ALLOCATION	23	200000-00000	288,326.00	23	200000-00000	23	200179-00000	Y	
		SPH DESIG TUI	23	200000-00000	325,000.00	23	200000-00000	23	200179-00000	Y	
		SYSTEM ASSESSMENTS	23	200009-00000	2,191,622.00-	23	202040-00000	23	200009-00000	Y	
		SPH DESIG TUI	23	200179-00000	325,000.00-	23	200000-00000	23	200179-00000	Y	
		SPH DESIG TUI + ALLOCATION	23	200179-00000	288,326.00-	23	200000-00000	23	200179-00000	Y	
		COM DESIG TUI	23	200180-00000	1,300,000.00-	23	200000-00000	23	200180-00000	Y	
		COM DESIG TUI + ALLOCATION	23	200180-00000	515,113.00-	23	200000-00000	23	200180-00000	Y	
		SPH DESIG TUI	23	200183-00000	240,000.00-	23	200000-00000	23	200183-00000	Y	
		SPH DESIG TUI + ALLOCATION	23	200183-00000	229,540.00-	23	200000-00000	23	200183-00000	Y	
		COP DESIG TUI + ALLOCATION	23	200184-00000	234,217.00-	23	200000-00000	23	200184-00000	Y	
		COP DESIG TUI	23	200184-00000	500,000.00-	23	200000-00000	23	200184-00000	Y	
		CON DESIG TUI + ALLOCATION	23	200185-00000	324,063.00-	23	200000-00000	23	200185-00000	Y	
		CON DESIG TUI	23	200185-00000	660,000.00-	23	200000-00000	23	200185-00000	Y	
		** Potential Increase in Fund Balan			3,364,323.00						
23	020200	INTEREST INCOME									
		FUND SWAP GR/LOCAL	23	202040-00000	2,064,934.00	23	202040-00000	23	212100-00000	Y	
		DISCRETIONARY-F&A	23	202040-00000	5,000.00	23	202040-00000	23	202047-00000	Y	
		CAMPUS OPS ALLOCATION	23	202040-00000	2,132,723.00	23	202040-00000	23	212100-00000	Y	
		DISCRETIONARY-CLINICAL AFFAIRS	23	202040-00000	5,000.00	23	202040-00000	23	202044-00000	Y	
		SYSTEM ASSESSMENTS	23	202040-00000	2,191,622.00	23	202040-00000	23	200009-00000	Y	
		DISCRETIONARY-CLINICAL AFFAIRS	23	202044-00000	5,000.00-	23	202040-00000	23	202044-00000	Y	
		DISCRETIONARY-F&A	23	202047-00000	5,000.00-	23	202040-00000	23	202047-00000	Y	
		** Potential Increase in Fund Balan			6,389,279.00						
23	020500	1115 WAIVER - DSRIP AND UC									
		FY19 BUDGET ALLOCATION	23	205091-00000	1,200,000.00	23	205091-00000	23	205091-00001	Y	
		FY19 BUDGET ALLOCATION	23	205091-00000	2,800,000.00	23	205091-00000	23	205091-00002	Y	
		FY19 BUDGET ALLOCATION	23	205091-00001	1,200,000.00-	23	205091-00000	23	205091-00001	Y	
		FY19 BUDGET ALLOCATION	23	205091-00002	2,800,000.00-	23	205091-00000	23	205091-00002	Y	
		** Potential Decrease in Fund Balan			0.00						
23	020700	TPEG RESIDENT									
		TPEG ALLOCATION	23	207000-00000	1,330,235.00-	23	011180	23	207000-00000	Y	
		** Potential Decrease in Fund Balan			1,330,235.00-						
23	021100	COD DESIGNATED									
		COD NEW BLDG DEBT SERVICE	23	211150-00000	750,000.00	23	211150-00000	23	244481-00000	Y	

Printed on a Xerox 9700 Laser Printing System at the Computing Services Center / Texas A&M University

Form: URGB01 (02/05/85)

CC	Account	Transaction Description	Offset CC	Offset Account	Amount	Actual Entry From CC	Actual Entry From Account	Actual Entry To CC	Actual Entry To Account	Feed	Mand
23	021100	COD DESIGNATED									
		COD DEBT SERVICE	23	211150-00000	110,114.00	23	211150-00000	23	244481-00000	Y	
		COD/CAMPUS OPS FUND SWAP	23	211150-00000	2,300,000.00	23	211150-00000	23	212101-00000	Y	
		COD DESIG TUI + ALLOCATION	23	211150-00000	796,051.00-	23	200000-00000	23	211150-00000	Y	
		COD DESIG TUI	23	211150-00000	1,920,000.00-	23	200000-00000	23	211150-00000	Y	
		** Potential Increase in Fund Balan			444,063.00						
23	021210	FACILITIES & SAFETY ADMINISTRATI									
		CAMPUS OPS ALLOCATION	23	212100-00000	2,132,723.00-	23	202040-00000	23	212100-00000	Y	
		FY19 CAMPUS OPS BUDGET	23	212100-00000	2,228,291.00	23	212100-00000	23	212101-00000	Y	
		FY19 CAMPUS OPS BUDGET	23	212100-00000	280,000.00	23	212100-00000	23	212118-00000	Y	
		FY19 CAMPUS OPS BUDGET	23	212100-00000	66,924.00	23	212100-00000	23	212103-00000	Y	
		FY19 CAMPUS OPS BUDGET	23	212100-00000	2,694,351.00	23	212100-00000	23	212105-00000	Y	
		FY19 CAMPUS OPS BUDGET	23	212100-00000	92,500.00	23	212100-00000	23	212102-00000	Y	
		FY19 CAMPUS OPS BUDGET	23	212100-00000	239,311.00	23	212100-00000	23	212106-00000	Y	
		FUND SWAP GR/LOCAL	23	212100-00000	2,064,934.00-	23	202040-00000	23	212100-00000	Y	
		COD/CAMPUS OPS FUND SWAP	23	212101-00000	2,300,000.00-	23	211150-00000	23	212101-00000	Y	
		FY19 CAMPUS OPS BUDGET	23	212101-00000	2,228,291.00-	23	212100-00000	23	212101-00000	Y	
		FY19 CAMPUS OPS BUDGET	23	212102-00000	92,500.00-	23	212100-00000	23	212102-00000	Y	
		FY19 CAMPUS OPS BUDGET	23	212103-00000	66,924.00-	23	212100-00000	23	212103-00000	Y	
		FY19 CAMPUS OPS BUDGET	23	212105-00000	2,694,351.00-	23	212100-00000	23	212105-00000	Y	
		CAMPUS OPS ALLOCATION	23	212105-00000	1,767,493.00-	23	200000-00000	23	212105-00000	Y	
		FY19 CAMPUS OPS BUDGET	23	212106-00000	239,311.00-	23	212100-00000	23	212106-00000	Y	
		FY19 CAMPUS OPS BUDGET	23	212118-00000	280,000.00-	23	212100-00000	23	212118-00000	Y	
		** Potential Decrease in Fund Balan			8,265,150.00-						
23	021500	PUF EQUIPMENT ALLOCATION									
		FY19 PUF FROM SYSTEM	23	215000-00000	15,000,000.00-	23	021500	23	215000-00000	Y	
		** Potential Decrease in Fund Balan			15,000,000.00-						
23	022029	STUDENT SERVICE FEE-SPH									
		SPH UAF ALLOCATION	23	220290-00000	10,000.00-	23	221310-00000	23	220290-00000	Y	
		** Potential Decrease in Fund Balan			10,000.00-						
23	022046	STUDENT SERVICE FEE-TEMPLE									
		COM UAF ALLOCATION	23	220460-00000	170,000.00-	23	221310-00000	23	220460-00000	Y	
		** Potential Decrease in Fund Balan			170,000.00-						
23	022079	STUDENT SERVICE FEE-NURSING									
		CON UAF ALLOCATION	23	220790-00000	17,000.00-	23	221310-00000	23	220790-00000	Y	
		** Potential Decrease in Fund Balan			17,000.00-						
23	022087	ACADEMIC TECHNOLOGY FEE									
		OIT ALLOCATION	23	220870-00000	1,790,000.00-	23	221310-00000	23	220870-00000	Y	
		** Potential Decrease in Fund Balan			1,790,000.00-						
23	022088	COMPUTER USE FEE									
		OIT ALLOCATION	23	220880-00000	910,000.00-	23	221310-00000	23	220880-00000	Y	
		** Potential Decrease in Fund Balan			910,000.00-						

Printed on a Xerox 9700 Laser Printing System at the Computing Services Center / Texas A&M University

Form: URGB01 (02/05/85)

CC	Account	Transaction Description	--- Offset --- CC	Account	Amount	-------- Actual Entry --------- ---- From ----- CC	Account	----- To ------ CC	Account	Feed	Mand
23	022101	APPLICATION FEE-D.D.S.									
		FY19 BUDGET ALLOCATION	23	221020-00000	1,500.00	23	221020-00000	23	221130-00000	Y	
		FY19 BUDGET ALLOCATION	23	221030-00000	3,300.00	23	221030-00000	23	221130-00000	Y	
		** Potential Increase in Fund Balan			4,800.00						
23	022105	COD-TECHNOLOGY FEE									
		FY19 BUDGET ALLOCATION	23	221050-00000	134,000.00-	23	221260-00000	23	221050-00000	Y	
		FY19 BUDGET ALLOCATION	23	221055-00000	6,000.00-	23	221260-00000	23	221055-00000	Y	
		FY19 BUDGET ALLOCATION	23	221057-00000	47,000.00-	23	221260-00000	23	221057-00000	Y	
		FY19 BUDGET ALLOCATION	23	221058-00000	96,049.00-	23	221260-00000	23	221058-00000	Y	
		FY19 BUDGET ALLOCATION	23	221059-00000	2,000.00-	23	221260-00000	23	221059-00000	Y	
		** Potential Decrease in Fund Balan			285,049.00-						
23	022110	MATRICULATION FEE									
		FY19 BUDGET ALLOCATION	23	221100-00000	1,000.00	23	221100-00000	23	221130-00000	Y	
		FY19 BUDGET ALLOCATION	23	221110-00000	600.00	23	221110-00000	23	221130-00000	Y	
		FY19 BUDGET ALLOCATION	23	221120-00000	400.00	23	221120-00000	23	221130-00000	Y	
		** Potential Increase in Fund Balan			2,000.00						
23	022113	STUDENT FEES									
		FY19 BUDGET ALLOCATION	23	221130-00000	400.00-	23	221120-00000	23	221130-00000	Y	
		FY19 BUDGET ALLOCATION	23	221130-00000	600.00-	23	221110-00000	23	221130-00000	Y	
		FY19 BUDGET ALLOCATION	23	221130-00000	1,500.00-	23	221020-00000	23	221130-00000	Y	
		FY19 BUDGET ALLOCATION	23	221130-00000	3,300.00-	23	221030-00000	23	221130-00000	Y	
		FY19 BUDGET ALLOCATION	23	221130-00000	1,000.00-	23	221100-00000	23	221130-00000	Y	
		** Potential Decrease in Fund Balan			6,800.00-						
23	022115	TEACHING MODEL REPLACEMENT FEE									
		FY19 BUDGET ALLOCATION	23	221150-00000	10,000.00-	23	221260-00000	23	221150-00000	Y	
		** Potential Decrease in Fund Balan			10,000.00-						
23	022119	LIBRARY ACCESS FEE									
		COD LIBRARY UAF ALLOCATION	23	221190-00000	137,000.00-	23	221310-00000	23	221190-00000	Y	
		** Potential Decrease in Fund Balan			137,000.00-						
23	022122	STUDENT SVC FEES									
		COD STUDENT COUNCIL ALLOCATION	23	221220-00000	61,000.00-	23	221310-00000	23	221220-00000	Y	
		** Potential Decrease in Fund Balan			61,000.00-						
23	022123	STUDENT SVC FEE-YEAR BOOK									
		COD YEAR BOOK ALLOCATION	23	221230-00000	31,500.00-	23	221310-00000	23	221230-00000	Y	
		** Potential Decrease in Fund Balan			31,500.00-						
23	022125	EQUIPMENT USAGE FEE									
		FY19 BUDGET ALLOCATION	23	221250-18008	20,000.00-	23	221260-00000	23	221250-18008	Y	
		FY19 BUDGET ALLOCATION	23	221250-18008	108,068.00-	23	221260-00000	23	221250-18008	Y	
		** Potential Decrease in Fund Balan			128,068.00-						

Printed on a Xerox 9700 Laser Printing System at the Computing Services Center / Texas A&M University

Form: URGB01 (02/05/85)

CC	Account	Transaction Description	--- Offset --- CC	Account	Amount	-------- Actual Entry --------- ---- From ----- CC	Account	----- To ------ CC	Account	Feed	Mand
23	022126	COD-INSTRUCTIONAL ENHANCEMENT FE									
		FY19 BUDGET ALLOCATION	23	221260-00000	10,000.00	23	221260-00000	23	221150-00000	Y	
		FY19 BUDGET ALLOCATION	23	221260-00000	5,600.00	23	221260-00000	23	221285-00000	Y	
		FY19 BUDGET ALLOCATION	23	221260-00000	4,676.00	23	221260-00000	23	221290-00000	Y	
		FY19 BUDGET ALLOCATION	23	221260-00000	9,992.00	23	221260-00000	23	221275-00000	Y	
		FY19 BUDGET ALLOCATION	23	221260-00000	5,211.00	23	221260-00000	23	221270-00000	Y	
		FY19 BUDGET ALLOCATION	23	221260-00000	34,087.00	23	221260-00000	23	221265-00000	Y	
		FY19 BUDGET ALLOCATION	23	221260-00000	108,068.00	23	221260-00000	23	221250-18008	Y	
		FY19 BUDGET ALLOCATION	23	221260-00000	18,366.00	23	221260-00000	23	221280-00000	Y	
		FY19 BUDGET ALLOCATION	23	221260-00000	20,000.00	23	221260-00000	23	221250-18008	Y	
		FY19 BUDGET ALLOCATION	23	221260-00000	96,049.00	23	221260-00000	23	221058-00000	Y	
		FY19 BUDGET ALLOCATION	23	221260-00000	2,000.00	23	221260-00000	23	221059-00000	Y	
		FY19 BUDGET ALLOCATION	23	221260-00000	47,000.00	23	221260-00000	23	221057-00000	Y	
		FY19 BUDGET ALLOCATION	23	221260-00000	134,000.00	23	221260-00000	23	221050-00000	Y	
		FY19 BUDGET ALLOCATION	23	221260-00000	6,000.00	23	221260-00000	23	221055-00000	Y	
		FY19 BUDGET ALLOCATION	23	221265-00000	34,087.00-	23	221260-00000	23	221265-00000	Y	
		FY19 BUDGET ALLOCATION	23	221270-00000	5,211.00-	23	221260-00000	23	221270-00000	Y	
		FY19 BUDGET ALLOCATION	23	221275-00000	9,992.00-	23	221260-00000	23	221275-00000	Y	
		FY19 BUDGET ALLOCATION	23	221280-00000	18,366.00-	23	221260-00000	23	221280-00000	Y	
		FY19 BUDGET ALLOCATION	23	221285-00000	5,600.00-	23	221260-00000	23	221285-00000	Y	
		FY19 BUDGET ALLOCATION	23	221290-00000	4,676.00-	23	221260-00000	23	221290-00000	Y	
		** Potential Increase in Fund Balan			423,117.00						
23	022131	UNIVERSITY ADVANCEMENT FEE									
		COD YEAR BOOK ALLOCATION	23	221310-00000	31,500.00	23	221310-00000	23	221230-00000	Y	
		SPH UAF ALLOCATION	23	221310-00000	10,000.00	23	221310-00000	23	220290-00000	Y	
		OIT ALLOCATION	23	221310-00000	1,790,000.00	23	221310-00000	23	220870-00000	Y	
		OIT ALLOCATION	23	221310-00000	910,000.00	23	221310-00000	23	220880-00000	Y	
		CON UAF ALLOCATION	23	221310-00000	17,000.00	23	221310-00000	23	220790-00000	Y	
		COD LIBRARY UAF ALLOCATION	23	221310-00000	137,000.00	23	221310-00000	23	221190-00000	Y	
		COM UAF ALLOCATION	23	221310-00000	170,000.00	23	221310-00000	23	220460-00000	Y	
		COD STUDENT COUNCIL ALLOCATION	23	221310-00000	61,000.00	23	221310-00000	23	221220-00000	Y	
		** Potential Increase in Fund Balan			3,126,500.00						
23	023000	TOBACCO-HSC ENDOWMENT									
		COD ALLOCATION	23	230000-00000	1,400,000.00	23	230000-00000	23	233000-00000	Y	
		** Potential Increase in Fund Balan			1,400,000.00						
23	023001	TOBACCO-PERMANENT HEALTH FUND									
		COD ALLOCATION	23	230010-00000	100,000.00	23	230010-00000	23	233000-00000	Y	
		SPH ALLOCATION	23	230010-00000	389,193.00	23	230010-00000	23	236050-00000	Y	
		RESEARCH SVS CONTRACT	23	230010-00000	800,000.00	23	230010-00000	23	230400-00000	Y	
		** Potential Increase in Fund Balan			1,289,193.00						
23	023010	TOBACCO-RSCH ENHANCEMENT									
		RESEARCH SVS CONTRACT	23	230400-00000	800,000.00-	23	230010-00000	23	230400-00000	Y	
		** Potential Decrease in Fund Balan			800,000.00-						

Printed on a Xerox 9700 Laser Printing System at the Computing Services Center / Texas A&M University

Form: URGB01 (02/05/85)

CC	Account	Transaction Description	--- Offset --- CC	Account	Amount	-------- Actual Entry --------- ---- From ----- CC	Account	----- To ------ CC	Account	Feed	Mand
23	023080	TOBACCO-REAPPROPRIATED BALANCES									
		COD TOB/GR FUND SWAP	23	230800-00000	500,000.00-	23	233000-00000	23	230800-00000	Y	
		** Potential Decrease in Fund Balan			500,000.00-						
23	023300	TOBACCO-COD									
		COD ALLOCATION	23	233000-00000	100,000.00-	23	230010-00000	23	233000-00000	Y	
		FY19 BUDGET ALLOCATION	23	233000-00000	65,989.00	23	233000-00000	23	233050-00000	Y	
		FY19 BUDGET ALLOCATION	23	233000-00000	197,349.00	23	233000-00000	23	233040-00000	Y	
		FY19 BUDGET ALLOCATION	23	233000-00000	90,531.00	23	233000-00000	23	233060-00000	Y	
		FY19 BUDGET ALLOCATION	23	233000-00000	246,318.00	23	233000-00000	23	233030-00000	Y	
		FY19 BUDGET ALLOCATION	23	233000-00000	3,500.00	23	233000-00000	23	233080-00000	Y	
		FY19 BUDGET ALLOCATION	23	233000-00000	453.00	23	233000-00000	23	233100-00000	Y	
		FY19 BUDGET ALLOCATION	23	233000-00000	76,330.00	23	233000-00000	23	233020-00000	Y	
		FY19 BUDGET ALLOCATION	23	233000-00000	313,893.00	23	233000-00000	23	233010-00000	Y	
		COD ALLOCATION	23	233000-00000	1,400,000.00-	23	230000-00000	23	233000-00000	Y	
		COD TOB/GR FUND SWAP	23	233000-00000	500,000.00	23	233000-00000	23	230800-00000	Y	
		FY19 BUDGET ALLOCATION	23	233010-00000	313,893.00-	23	233000-00000	23	233010-00000	Y	
		FY19 BUDGET ALLOCATION	23	233020-00000	76,330.00-	23	233000-00000	23	233020-00000	Y	
		FY19 BUDGET ALLOCATION	23	233030-00000	246,318.00-	23	233000-00000	23	233030-00000	Y	
		FY19 BUDGET ALLOCATION	23	233040-00000	197,349.00-	23	233000-00000	23	233040-00000	Y	
		FY19 BUDGET ALLOCATION	23	233050-00000	65,989.00-	23	233000-00000	23	233050-00000	Y	
		FY19 BUDGET ALLOCATION	23	233060-00000	90,531.00-	23	233000-00000	23	233060-00000	Y	
		FY19 BUDGET ALLOCATION	23	233080-00000	3,500.00-	23	233000-00000	23	233080-00000	Y	
		FY19 BUDGET ALLOCATION	23	233100-00000	453.00-	23	233000-00000	23	233100-00000	Y	
		** Potential Decrease in Fund Balan			1,000,000.00-						
23	023600	TOBACCO-SPH									
		SPH ALLOCATION	23	236050-00000	389,193.00-	23	230010-00000	23	236050-00000	Y	
		** Potential Decrease in Fund Balan			389,193.00-						
23	024400	INDIRECT COST RECOVERY-COM									
		COM DEBT SERVICE	23	244040-00000	147,984.00	23	244040-00000	23	244481-00000	Y	
		** Potential Increase in Fund Balan			147,984.00						
23	024440	INDIRECT COST RECOVERY									
		SRS ASSESSMENT	23	244442-00000	1,520,633.00-	23	244484-00000	23	244442-00000	Y	
		RESEARCH SVS CONTRACT	23	244443-00000	500,000.00-	23	244484-00000	23	244443-00000	Y	
		COD BLDG DEBT SERVICE-CENTRAL	23	244481-00000	375,000.00	23	244481-00000	23	024440	Y	
		COD NEW BLDG DEBT SERVICE	23	244481-00000	750,000.00	23	244481-00000	23	024440	Y	
		IBT DEBT SERVICE-CENTRAL	23	244481-00000	99,976.00	23	244481-00000	23	024440	Y	
		MREB DEBT SERVICE-CENTRAL	23	244481-00000	243,425.00	23	244481-00000	23	024440	Y	
		COD DEBT SERVICE	23	244481-00000	110,114.00	23	244481-00000	23	024440	Y	
		COM DEBT SERVICE	23	244481-00000	147,984.00	23	244481-00000	23	024440	Y	
		COM DEBT SERVICE	23	244481-00000	147,984.00-	23	244040-00000	23	244481-00000	Y	
		MREBII DEBT SERVICE-CENTRAL	23	244481-00000	354,000.00	23	244481-00000	23	024440	Y	
		COD DEBT SERVICE	23	244481-00000	110,114.00-	23	211150-00000	23	244481-00000	Y	
		COD NEW BLDG DEBT SERVICE	23	244481-00000	750,000.00-	23	211150-00000	23	244481-00000	Y	

Printed on a Xerox 9700 Laser Printing System at the Computing Services Center / Texas A&M University

Form: URGB01 (02/05/85)

CC	Account	Transaction Description	Offset CC	Offset Account	Amount	Actual Entry From CC	Actual Entry From Account	Actual Entry To CC	Actual Entry To Account	Feed	Mand
23	024440	INDIRECT COST RECOVERY									
		MREB DEBT SERVICE-CENTRAL	23	244481-00000	243,425.00-	23	200000-00000	23	244481-00000	Y	
		MREBII DEBT SERVICE-CENTRAL	23	244481-00000	354,000.00-	23	200000-00000	23	244481-00000	Y	
		COD BLDG DEBT SERVICE-CENTRAL	23	244481-00000	375,000.00-	23	200000-00000	23	244481-00000	Y	
		IBT DEBT SERVICE-CENTRAL	23	244481-00000	99,976.00-	23	200000-00000	23	244481-00000	Y	
		MAESTRO ASSESSMENT	23	244483-00000	216,688.00-	23	244484-00000	23	244483-00000	Y	
		SRS ASSESSMENT	23	244484-00000	1,520,633.00	23	244484-00000	23	244442-00000	Y	
		RESEARCH SVS CONTRACT	23	244484-00000	500,000.00	23	244484-00000	23	244443-00000	Y	
		MAESTRO ASSESSMENT	23	244484-00000	216,688.00	23	244484-00000	23	244483-00000	Y	
		** Potential Decrease in Fund Balan			0.00						
23	029000	AUF									
		ADDT'L ADMIN ALLOCATION	23	290015-00000	2,400,000.00	23	290015-00000	23	290036-00000	N	
		ADDT'L COM ALLOCATION	23	290015-00000	14,192,000.00	23	290015-00000	23	290035-00000	N	
		FY17/18/19 STARTUP FROM TAMU	23	290015-00000	42,000,000.00-	23	029000	23	290015-00000	Y	
		FY19 BYINGTON STARTUP FRM TAMU	23	290015-00000	10,000,000.00-	23	029000	23	290015-00000	Y	
		FRM SYSTEM-CRI PMT 1 OF 5	23	290015-00000	2,000,000.00-	23	029000	23	290015-00000	Y	
		ADDT'L COM ALLOCATION	23	290035-00000	14,192,000.00-	23	290015-00000	23	290035-00000	N	
		ADDT'L ADMIN ALLOCATION	23	290036-00000	2,400,000.00-	23	290015-00000	23	290036-00000	N	
		** Potential Decrease in Fund Balan			54,000,000.00-						
23	057000	OTHER									
		FY19 BUDGET ALLOCATION	23	576010-00000	2,000.00	23	576010-00000	23	576085-00000	Y	
		FY19 BUDGET ALLOCATION	23	576010-00000	149,960.00	23	576010-00000	23	576360-00000	Y	
		FY19 BUDGET ALLOCATION	23	576010-00000	15,000.00	23	576010-00000	23	576570-00000	Y	
		FY19 BUDGET ALLOCATION	23	576010-00000	250,000.00	23	576010-00000	23	576500-00000	Y	
		FY19 BUDGET ALLOCATION	23	576010-00000	7,500.00	23	576010-00000	23	576390-00000	Y	
		FY19 BUDGET ALLOCATION	23	576010-00000	10,000.00	23	576010-00000	23	576540-00000	Y	
		FY19 BUDGET ALLOCATION	23	576010-00000	10,000.00	23	576010-00000	23	576400-00000	Y	
		FY19 BUDGET ALLOCATION	23	576010-00000	5,000.00	23	576010-00000	23	576530-00000	Y	
		FY19 BUDGET ALLOCATION	23	576010-00000	43,105.00	23	576010-00000	23	576365-00000	Y	
		FY19 BUDGET ALLOCATION	23	576010-00000	60,500.00	23	576010-00000	23	576560-00000	Y	
		FY19 BUDGET ALLOCATION	23	576010-00000	5,000.00	23	576010-00000	23	576490-00000	Y	
		FY19 BUDGET ALLOCATION	23	576010-00000	10,000.00	23	576010-00000	23	576510-00000	Y	
		FY19 BUDGET ALLOCATION	23	576010-00000	2,000.00	23	576010-00000	23	576080-00000	Y	
		FY19 BUDGET ALLOCATION	23	576010-00000	1,000.00	23	576010-00000	23	576580-00000	Y	
		FY19 BUDGET ALLOCATION	23	576010-00000	35,000.00	23	576010-00000	23	576670-00000	Y	
		FY19 BUDGET ALLOCATION	23	576010-00000	185,000.00	23	576010-00000	23	576740-00000	Y	
		FY19 BUDGET ALLOCATION	23	576010-00000	4,000.00	23	576010-00000	23	576610-00000	Y	
		FY19 BUDGET ALLOCATION	23	576010-00000	20,000.00	23	576010-00000	23	576600-00000	Y	
		FY19 BUDGET ALLOCATION	23	576010-00000	2,000.00	23	576010-00000	23	576620-00000	Y	
		FY19 BUDGET ALLOCATION	23	576010-00000	30,149.00	23	576010-00000	23	576050-00000	Y	
		FY19 BUDGET ALLOCATION	23	576010-00000	18,000.00	23	576010-00000	23	576280-00000	Y	
		FY19 BUDGET ALLOCATION	23	576010-00000	5,000.00	23	576010-00000	23	576340-00000	Y	
		FY19 BUDGET ALLOCATION	23	576010-00000	85,000.00	23	576010-00000	23	576120-00000	Y	
		FY19 BUDGET ALLOCATION	23	576010-00000	7,000.00	23	576010-00000	23	576350-00000	Y	
		FY19 BUDGET ALLOCATION	23	576010-00000	92,497.00	23	576010-00000	23	576300-00000	Y	

Printed on a Xerox 9700 Laser Printing System at the Computing Services Center / Texas A&M University

Form: URGB01 (02/05/85)

CC	Account	Transaction Description	Offset CC	Offset Account	Amount	Actual Entry From CC	Actual Entry From Account	Actual Entry To CC	Actual Entry To Account	Feed	Mand
23	057000	OTHER									
		FY19 BUDGET ALLOCATION	23	576010-00000	28,000.00	23	576010-00000	23	576330-00000	Y	
		FY19 BUDGET ALLOCATION	23	576010-00000	50,000.00	23	576010-00000	23	576115-00000	Y	
		FY19 BUDGET ALLOCATION	23	576010-00000	5,000.00	23	576010-00000	23	576355-00000	Y	
		FY19 BUDGET ALLOCATION	23	576010-00000	12,500.00	23	576010-00000	23	576310-00000	Y	
		FY19 BUDGET ALLOCATION	23	576010-00000	4,000.00	23	576010-00000	23	576320-00000	Y	
		FY19 BUDGET ALLOCATION	23	576010-00000	351,789.00	23	576010-00000	23	576040-00000	Y	
		FY19 BUDGET ALLOCATION	23	576010-00000	39,000.00	23	576010-00000	23	576020-00000	Y	
		FY19 BUDGET ALLOCATION	23	576020-00000	39,000.00-	23	576010-00000	23	576020-00000	Y	
		FY19 BUDGET ALLOCATION	23	576040-00000	351,789.00-	23	576010-00000	23	576040-00000	Y	
		FY19 BUDGET ALLOCATION	23	576050-00000	30,149.00-	23	576010-00000	23	576050-00000	Y	
		FY19 BUDGET ALLOCATION	23	576080-00000	2,000.00-	23	576010-00000	23	576080-00000	Y	
		FY19 BUDGET ALLOCATION	23	576085-00000	2,000.00-	23	576010-00000	23	576085-00000	Y	
		FY19 BUDGET ALLOCATION	23	576115-00000	50,000.00-	23	576010-00000	23	576115-00000	Y	
		FY19 BUDGET ALLOCATION	23	576120-00000	85,000.00-	23	576010-00000	23	576120-00000	Y	
		FY19 BUDGET ALLOCATION	23	576280-00000	18,000.00-	23	576010-00000	23	576280-00000	Y	
		FY19 BUDGET ALLOCATION	23	576300-00000	92,497.00-	23	576010-00000	23	576300-00000	Y	
		FY19 BUDGET ALLOCATION	23	576310-00000	12,500.00-	23	576010-00000	23	576310-00000	Y	
		FY19 BUDGET ALLOCATION	23	576320-00000	4,000.00-	23	576010-00000	23	576320-00000	Y	
		FY19 BUDGET ALLOCATION	23	576330-00000	28,000.00-	23	576010-00000	23	576330-00000	Y	
		FY19 BUDGET ALLOCATION	23	576340-00000	5,000.00-	23	576010-00000	23	576340-00000	Y	
		FY19 BUDGET ALLOCATION	23	576350-00000	7,000.00-	23	576010-00000	23	576350-00000	Y	
		FY19 BUDGET ALLOCATION	23	576355-00000	5,000.00-	23	576010-00000	23	576355-00000	Y	
		FY19 BUDGET ALLOCATION	23	576360-00000	149,960.00-	23	576010-00000	23	576360-00000	Y	
		FY19 BUDGET ALLOCATION	23	576365-00000	43,105.00-	23	576010-00000	23	576365-00000	Y	
		FY19 BUDGET ALLOCATION	23	576390-00000	7,500.00-	23	576010-00000	23	576390-00000	Y	
		FY19 BUDGET ALLOCATION	23	576400-00000	10,000.00-	23	576010-00000	23	576400-00000	Y	
		FY19 BUDGET ALLOCATION	23	576490-00000	5,000.00-	23	576010-00000	23	576490-00000	Y	
		FY19 BUDGET ALLOCATION	23	576500-00000	250,000.00-	23	576010-00000	23	576500-00000	Y	
		FY19 BUDGET ALLOCATION	23	576510-00000	10,000.00-	23	576010-00000	23	576510-00000	Y	
		FY19 BUDGET ALLOCATION	23	576530-00000	5,000.00-	23	576010-00000	23	576530-00000	Y	
		FY19 BUDGET ALLOCATION	23	576540-00000	10,000.00-	23	576010-00000	23	576540-00000	Y	
		FY19 BUDGET ALLOCATION	23	576560-00000	60,500.00-	23	576010-00000	23	576560-00000	Y	
		FY19 BUDGET ALLOCATION	23	576570-00000	15,000.00-	23	576010-00000	23	576570-00000	Y	
		FY19 BUDGET ALLOCATION	23	576580-00000	1,000.00-	23	576010-00000	23	576580-00000	Y	
		FY19 BUDGET ALLOCATION	23	576600-00000	20,000.00-	23	576010-00000	23	576600-00000	Y	
		FY19 BUDGET ALLOCATION	23	576610-00000	4,000.00-	23	576010-00000	23	576610-00000	Y	
		FY19 BUDGET ALLOCATION	23	576620-00000	2,000.00-	23	576010-00000	23	576620-00000	Y	
		FY19 BUDGET ALLOCATION	23	576670-00000	35,000.00-	23	576010-00000	23	576670-00000	Y	
		FY19 BUDGET ALLOCATION	23	576740-00000	185,000.00-	23	576010-00000	23	576740-00000	Y	
		** Potential Decrease in Fund Balan			0.00						
23	069200	AUTOMATED AFR ADJUSTMENTS									
		TUITION DISCOUNTING	23	692000-00000	165,844.00-	23	122100-00000	23	692000-00000	Y	
		TUITION DISCOUNTING	23	692000-00000	1,327,429.00	23	692000-00000	23	101010-00000	Y	
		** Potential Increase in Fund Balan			1,161,585.00						

Printed on a Xerox 9700 Laser Printing System at the Computing Services Center / Texas A&M University

Form: URGB01 (02/05/85)

CC	Account	Transaction Description	Offset CC	Offset Account	Amount	Actual Entry From CC	Actual Entry From Account	Actual Entry To CC	Actual Entry To Account	Feed	Mand
23	100000-00000	HSC APPROPRIATIONS									
		GAA	23	010000	144,025,170.00-	23	100000-00000	23	011180	Y	
		** Decrease in SL Allocation **			144,025,170.00-						
23	100001-00000	BENEFITS PAID BY THE STATE									
		STATE PD BENEFITS	23	010000	10,803,822.00-	23	100001-00000	23	011180	Y	
		** Decrease in SL Allocation **			10,803,822.00-						
23	100002-00000	DUE FROM ERS - HSC									
		STATE PD BENEFITS	23	010000	8,129,511.00-	23	100002-00000	23	011180	Y	
		** Decrease in SL Allocation **			8,129,511.00-						
23	101000-00000	MED-RES-STATE MIN TUITION									
		STATE MIN TUITION	23	010100	9,509,221.00-	23	101000-00000	23	011180	Y	
		** Decrease in SL Allocation **			9,509,221.00-						
23	101010-00000	MED-TUITION & WAIVERS									
		TUITION WAIVERS & EXEMPTIONS	23	010100	315,676.00-	23	101010-00000	23	122100-00000	Y	
		TUITION DISCOUNTING	23	010100	1,327,429.00	23	692000-00000	23	101010-00000	Y	
		** Increase in SL Allocation **			1,011,753.00						
23	101110-00000	MED-RES TUITION (BAT)									
		STATE DIFF TUITION	23	010100	6,867,605.00-	23	101110-00000	23	011180	Y	
		STATE DIFF TUITION OVERREALIZE	23	010100	994,895.00-	23	101110-00000	23	011180	Y	
		** Decrease in SL Allocation **			7,862,500.00-						
23	105010-00000	CLINIC-DENTAL HYGIENE									
		COD CLINIC REVENUE	23	010500	87,000.00-	23	105010-00000	23	011180	Y	
		** Decrease in SL Allocation **			87,000.00-						
23	105020-00000	CLINIC-DIAGNOSTIC SCIENCES									
		COD CLINIC REVENUE	23	010500	610,000.00-	23	105020-00000	23	011180	Y	
		FY19 BUDGET ALLOCATION	23	010500	5,000.00	23	105090-00000	23	105020-00000	Y	
		FY19 BUDGET ALLOCATION	23	010500	5,000.00	23	105230-00000	23	105020-00000	Y	
		** Decrease in SL Allocation **			600,000.00-						
23	105030-00000	CLINIC-ENDODONTICS									
		COD CLINIC REVENUE	23	010500	45,000.00-	23	105030-00000	23	011180	Y	
		** Decrease in SL Allocation **			45,000.00-						
23	105040-00000	CLINIC-ENDODONTICS-GRADUATE									
		COD CLINIC REVENUE	23	010500	425,000.00-	23	105040-00000	23	011180	Y	
		** Decrease in SL Allocation **			425,000.00-						
23	105050-00000	CLINIC-GENERAL DENTISTRY									
		COD CLINIC REVENUE	23	010500	1,650,000.00-	23	105050-00000	23	011180	Y	
		** Decrease in SL Allocation **			1,650,000.00-						

Printed on a Xerox 9700 Laser Printing System at the Computing Services Center / Texas A&M University

Form: URGB01 (02/05/85)

CC	Account	Transaction Description	--- Offset --- CC	Account	Amount	-------- Actual Entry --------- ---- From ----- CC	Account	----- To ------ CC	Account	Feed	Mand
23	105060-00000	CLINIC-GENERAL DENTISTRY-GRADUAT									
		COD CLINIC REVENUE	23	010500	610,000.00-	23	105060-00000	23	011180	Y	
		** Decrease in SL Allocation **			610,000.00-						
23	105070-00000	CLINIC-GRADUATE IMPLANT TRAINING									
		COD CLINIC REVENUE	23	010500	90,000.00-	23	105070-00000	23	011180	Y	
		** Decrease in SL Allocation **			90,000.00-						
23	105080-00000	CLINIC-OPERATIVE									
		COD CLINIC REVENUE	23	010500	225,000.00-	23	105080-00000	23	011180	Y	
		** Decrease in SL Allocation **			225,000.00-						
23	105090-00000	CLINIC-ORAL SURGERY									
		COD CLINIC REVENUE	23	010500	215,000.00-	23	105090-00000	23	011180	Y	
		FY19 BUDGET ALLOCATION	23	010500	5,000.00-	23	105090-00000	23	105020-00000	Y	
		** Decrease in SL Allocation **			220,000.00-						
23	105100-00000	CLINIC-ORAL SURGERY-GRADUATE									
		COD CLINIC REVENUE	23	010500	550,000.00-	23	105100-00000	23	011180	Y	
		** Decrease in SL Allocation **			550,000.00-						
23	105110-00000	CLINIC-ORTHODONTICS-GRADUATE									
		COD CLINIC REVENUE	23	010500	630,000.00-	23	105110-00000	23	011180	Y	
		** Decrease in SL Allocation **			630,000.00-						
23	105130-00000	CLINIC-PEDIATRIC DENTISTRY									
		COD CLINIC REVENUE	23	010500	20,000.00-	23	105130-00000	23	011180	Y	
		** Decrease in SL Allocation **			20,000.00-						
23	105140-00000	CLINIC-PEDIATRIC DENTISTRY-GRADU									
		COD CLINIC REVENUE	23	010500	190,000.00-	23	105140-00000	23	011180	Y	
		** Decrease in SL Allocation **			190,000.00-						
23	105150-00000	CLINIC-PERIODONTICS									
		COD CLINIC REVENUE	23	010500	105,000.00-	23	105150-00000	23	011180	Y	
		** Decrease in SL Allocation **			105,000.00-						
23	105160-00000	CLINIC-PERIODONTICS-GRADUATE									
		COD CLINIC REVENUE	23	010500	380,000.00-	23	105160-00000	23	011180	Y	
		** Decrease in SL Allocation **			380,000.00-						
23	105170-00000	CLINIC-PROSTHODONTICS-FIXED									
		COD CLINIC REVENUE	23	010500	200,000.00-	23	105170-00000	23	011180	Y	
		FY19 BUDGET ALLOCATION	23	010500	10,000.00	23	105230-00000	23	105170-00000	Y	
		** Decrease in SL Allocation **			190,000.00-						
23	105180-00000	CLINIC-PROSTHODONTICS-GRADUATE									
		COD CLINIC REVENUE	23	010500	290,000.00-	23	105180-00000	23	011180	Y	
		** Decrease in SL Allocation **			290,000.00-						

Printed on a Xerox 9700 Laser Printing System at the Computing Services Center / Texas A&M University

Form: URGB01 (02/05/85)

CC	Account	Transaction Description	Offset CC	Offset Account	Amount	Actual Entry From CC	Actual Entry From Account	Actual Entry To CC	Actual Entry To Account	Feed	Mand
23	105190-00000	CLINIC-PROSTHODONTICS-REMOV									
		COD CLINIC REVENUE	23	010500	300,000.00-	23	105190-00000	23	011180	Y	
		** Decrease in SL Allocation **			300,000.00-						
23	105200-00000	CLINIC-STOMATOLOGY									
		COD CLINIC REVENUE	23	010500	38,000.00-	23	105200-00000	23	011180	Y	
		** Decrease in SL Allocation **			38,000.00-						
23	105210-00000	CLINIC-REGISTRATION									
		COD CLINIC REVENUE	23	010500	120,000.00-	23	105210-00000	23	011180	Y	
		** Decrease in SL Allocation **			120,000.00-						
23	105230-00000	CLINIC INCOME-GENERAL									
		FY19 BUDGET ALLOCATION	23	010500	10,000.00-	23	105230-00000	23	105170-00000	Y	
		COD CLINIC REVENUE	23	010500	444,856.00-	23	105230-00000	23	011180	Y	
		FY19 BUDGET ALLOCATION	23	010500	5,000.00-	23	105230-00000	23	105020-00000	Y	
		** Decrease in SL Allocation **			459,856.00-						
23	107010-00000	INVESTMENT EARNINGS - FD 0289									
		E&G INVEST INC	23	010700	60,000.00-	23	107010-00000	23	011180	Y	
		** Decrease in SL Allocation **			60,000.00-						
23	107011-00000	INTEREST INCOME									
		E&G INVEST INC	23	010700	1,700,000.00-	23	107011-00000	23	011180	Y	
		** Decrease in SL Allocation **			1,700,000.00-						
23	119800-00000	SALARY SAVINGS-ACADEMIC SUPPORT									
		COD FY19 BUDGET ALLOCATION	23	011980	2,777,886.00-	23	119800-00000	23	124030-00000	Y	
		COD TOB/GR FUND SWAP	23	011980	500,000.00	23	151000-00000	23	119800-00000	Y	
		COD FY19 BUDGET ALLOCATION	23	011980	290,543.00-	23	119800-00000	23	120010-00000	Y	
		COD/CAMPUS OPS FUND SWAP	23	011980	2,300,000.00	23	164101-00000	23	119800-00000	Y	
		COD FY19 BUDGET ALLOCATION	23	011980	489,753.00-	23	119800-00000	23	150027-00000	Y	
		COD FY19 BUDGET ALLOCATION	23	011980	93,312.00-	23	119800-00000	23	150040-00000	Y	
		COD FY19 BUDGET ALLOCATION	23	011980	200,406.00-	23	119800-00000	23	150035-00000	Y	
		COD FY19 BUDGET ALLOCATION	23	011980	181,199.00-	23	119800-00000	23	150039-00000	Y	
		COD FY19 BUDGET ALLOCATION	23	011980	332,504.00-	23	119800-00000	23	150033-00000	Y	
		COD FY19 BUDGET ALLOCATION	23	011980	206,063.00-	23	119800-00000	23	150026-00000	Y	
		COD FY19 BUDGET ALLOCATION	23	011980	5,000.00-	23	119800-00000	23	150030-00000	Y	
		COD ALLOCAION	23	011980	18,248,968.00	23	011180	23	119800-00000	Y	
		COD FY19 BUDGET ALLOCATION	23	011980	236,139.00-	23	119800-00000	23	159016-00000	Y	
		COD FY19 BUDGET ALLOCATION	23	011980	40,709.00-	23	119800-00000	23	159021-00000	Y	
		COD FY19 BUDGET ALLOCATION	23	011980	280,425.00-	23	119800-00000	23	159013-00000	Y	
		COD FY19 BUDGET ALLOCATION	23	011980	154,012.00-	23	119800-00000	23	159017-00000	Y	
		COD CLINIC ALLOCATION	23	011980	6,724,856.00	23	011180	23	119800-00000	Y	
		COD FY19 BUDGET ALLOCATION	23	011980	510,984.00-	23	119800-00000	23	150024-00000	Y	
		COD FY19 BUDGET ALLOCATION	23	011980	1,243,348.00-	23	119800-00000	23	150023-00000	Y	
		COD FY19 BUDGET ALLOCATION	23	011980	92,034.00-	23	119800-00000	23	150022-00000	Y	

Printed on a Xerox 9700 Laser Printing System at the Computing Services Center / Texas A&M University

Form: URGB01 (02/05/85)

CC	Account	Transaction Description	Offset CC	Offset Account	Amount	Actual Entry From CC	Actual Entry From Account	Actual Entry To CC	Actual Entry To Account	Feed	Mand
23	119800-00000	SALARY SAVINGS-ACADEMIC SUPPORT									
		COD FY19 BUDGET ALLOCATION	23	011980	56,000.00-	23	119800-00000	23	140120-00000	Y	
		COD FY19 BUDGET ALLOCATION	23	011980	42,095.00-	23	119800-00000	23	140150-00000	Y	
		COD FY19 BUDGET ALLOCATION	23	011980	228,811.00-	23	119800-00000	23	140110-00000	Y	
		COD FY19 BUDGET ALLOCATION	23	011980	900,584.00-	23	119800-00000	23	140140-00000	Y	
		COD CLINIC + ALLOCATION	23	011980	500,000.00	23	011180	23	119800-00000	Y	
		COD FY19 BUDGET ALLOCATION	23	011980	186,341.00-	23	119800-00000	23	140070-00000	Y	
		COD FY19 BUDGET ALLOCATION	23	011980	292,430.00-	23	119800-00000	23	140080-00000	Y	
		COD FY19 BUDGET ALLOCATION	23	011980	262,866.00-	23	119800-00000	23	140045-00000	Y	
		COD FY19 BUDGET ALLOCATION	23	011980	575,324.00-	23	119800-00000	23	140100-00000	Y	
		COD FY19 BUDGET ALLOCATION	23	011980	351,525.00-	23	119800-00000	23	140060-00000	Y	
		COD FY19 BUDGET ALLOCATION	23	011980	333,429.00-	23	119800-00000	23	140040-00000	Y	
		COD FY19 BUDGET ALLOCATION	23	011980	231,080.00-	23	119800-00000	23	140050-00000	Y	
		COD FY19 BUDGET ALLOCATION	23	011980	680,934.00-	23	119800-00000	23	140010-00000	Y	
		COD FY19 BUDGET ALLOCATION	23	011980	23,312.00-	23	119800-00000	23	128165-00000	Y	
		COD FY19 BUDGET ALLOCATION	23	011980	68,257.00-	23	119800-00000	23	128155-00000	Y	
		COD FY19 BUDGET ALLOCATION	23	011980	239,415.00-	23	119800-00000	23	140030-00000	Y	
		COD FY19 BUDGET ALLOCATION	23	011980	204,764.00-	23	119800-00000	23	128115-00000	Y	
		COD FY19 BUDGET ALLOCATION	23	011980	491,623.00-	23	119800-00000	23	128110-00000	Y	
		COD FY19 BUDGET ALLOCATION	23	011980	2,000.00-	23	119800-00000	23	128130-00000	Y	
		COD FY19 BUDGET ALLOCATION	23	011980	423,892.00-	23	119800-00000	23	128100-00000	Y	
		COD FY19 BUDGET ALLOCATION	23	011980	2,518,458.00-	23	119800-00000	23	124170-00000	Y	
		COD FY19 BUDGET ALLOCATION	23	011980	19,000.00-	23	119800-00000	23	124160-00000	Y	
		COD FY19 BUDGET ALLOCATION	23	011980	80,160.00-	23	119800-00000	23	128105-00000	Y	
		COD FY19 BUDGET ALLOCATION	23	011980	3,396,968.00-	23	119800-00000	23	124140-00000	Y	
		COD FY19 BUDGET ALLOCATION	23	011980	1,051,590.00-	23	119800-00000	23	124130-00000	Y	
		COD FY19 BUDGET ALLOCATION	23	011980	587,229.00-	23	119800-00000	23	124150-00000	Y	
		COD FY19 BUDGET ALLOCATION	23	011980	977,926.00-	23	119800-00000	23	124100-00000	Y	
		COD FY19 BUDGET ALLOCATION	23	011980	925,035.00-	23	119800-00000	23	124110-00000	Y	
		COD FY19 BUDGET ALLOCATION	23	011980	1,628,877.00-	23	119800-00000	23	124060-00000	Y	
		COD FY19 BUDGET ALLOCATION	23	011980	1,727,995.00-	23	119800-00000	23	124120-00000	Y	
		COD FY19 BUDGET ALLOCATION	23	011980	1,259,208.00-	23	119800-00000	23	124080-00000	Y	
		COD FY19 BUDGET ALLOCATION	23	011980	702,077.00-	23	119800-00000	23	124050-00000	Y	
		COD FY19 BUDGET ALLOCATION	23	011980	1,247,650.00-	23	119800-00000	23	124070-00000	Y	
		** Decrease in SL Allocation **			577,348.00-						
23	120001-00000	TAMU - LIBRARY CONTRACT									
		LIBRARY ACCESS CONTRACT	23	012000	1,637,000.00	23	011180	23	120001-00000	Y	
		** Increase in SL Allocation **			1,637,000.00						
23	120002-00000	TAMU - RESEARCH SERVICES CONTRAC									
		RESEARCH & TECH TRANS SVS CONT	23	012000	1,153,562.00	23	011180	23	120002-00000	Y	
		** Increase in SL Allocation **			1,153,562.00						
23	120003-00000	TAMU - BUSINESS SERVICES CONTRAC									
		TAMU SHARED SVS CONTRACT	23	012000	358,122.00	23	011180	23	120003-00000	Y	
		** Increase in SL Allocation **			358,122.00						

Printed on a Xerox 9700 Laser Printing System at the Computing Services Center / Texas A&M University

Form: URGB01 (02/05/85)

CC	Account	Transaction Description	Offset CC	Offset Account	Amount	Actual Entry From CC	Actual Entry From Account	Actual Entry To CC	Actual Entry To Account	Feed	Mand
23	120004-00000	TAMU - SHARED SERVICES CONTRACT									
		TAMU BUSINESS SVS CONTRACT	23	012000	692,773.00	23	011180	23	120004-00000	Y	
		** Increase in SL Allocation **			692,773.00						
23	120010-00000	LIBRARY									
		COD FY19 BUDGET ALLOCATION	23	012000	290,543.00	23	119800-00000	23	120010-00000	Y	
		** Increase in SL Allocation **			290,543.00						
23	121000-00000	SHSC - DIFFERENTIAL TUITION (BAT									
		SR VP BAT TUI ALLOCATION	23	012100	577,605.00	23	011180	23	121000-00000	Y	
		COM BAT TUI + ALLOCATION	23	012100	680,000.00-	23	121100-00000	23	121100-00000	Y	
		CON BAT TUI + ALLOCATION	23	012100	17,500.00-	23	121000-00000	23	121700-00000	Y	
		COD BAT TUI + ALLOCATION	23	012100	463,750.00-	23	121000-00000	23	121600-00000	Y	
		COP BAT TUI + ALLOCATION	23	012100	337,500.00-	23	121000-00000	23	121500-00000	Y	
		SPH BAT TUI + ALLOCATION	23	012100	73,750.00-	23	121000-00000	23	121400-00000	Y	
		SR VP BAT TUI + ALLOCATION	23	012100	994,895.00	23	011180	23	121000-00000	Y	
		** Decrease in SL Allocation **			0.00						
23	121100-00000	COM - DIFFERENTIAL TUITION (BAT)									
		COM BAT TUI ALLOCATION	23	012100	2,720,000.00	23	011180	23	121100-00000	Y	
		COM BAT TUI + ALLOCATION	23	012100	680,000.00	23	121000-00000	23	121100-00000	Y	
		** Increase in SL Allocation **			3,400,000.00						
23	121400-00000	SPH - DIFFERENTIAL TUITION (BAT)									
		SPH BAT TUI + ALLOCATION	23	012100	73,750.00	23	121000-00000	23	121400-00000	Y	
		SPH BAT TUI ALLOCATION	23	012100	295,000.00	23	011180	23	121400-00000	Y	
		** Increase in SL Allocation **			368,750.00						
23	121500-00000	COP - DIFFERENTIAL TUITION (BAT)									
		COP BAT TUI + ALLOCATION	23	012100	337,500.00	23	121000-00000	23	121500-00000	Y	
		COP BAT TUI ALLOCATION	23	012100	1,350,000.00	23	011180	23	121500-00000	Y	
		** Increase in SL Allocation **			1,687,500.00						
23	121600-00000	COD - DIFFERENTIAL TUITION (BAT)									
		COD BAT TUI ALLOCATION	23	012100	1,855,000.00	23	011180	23	121600-00000	Y	
		COD BAT TUI + ALLOCATION	23	012100	463,750.00	23	121000-00000	23	121600-00000	Y	
		FY19 BCD BAT BUDGET	23	012100	10,000.00-	23	121600-00000	23	121675-00000	Y	
		FY19 BCD BAT BUDGET	23	012100	150,000.00-	23	121600-00000	23	121685-00000	Y	
		FY19 BCD BAT BUDGET	23	012100	82,316.00-	23	121600-00000	23	121680-00000	Y	
		FY19 BCD BAT BUDGET	23	012100	50,687.00-	23	121600-00000	23	121610-00000	Y	
		FY19 BCD BAT BUDGET	23	012100	126,393.00-	23	121600-00000	23	121670-00000	Y	
		FY19 BCD BAT BUDGET	23	012100	172,324.00-	23	121600-00000	23	121640-00000	Y	
		FY19 BCD BAT BUDGET	23	012100	89,806.00-	23	121600-00000	23	121645-00000	Y	
		FY19 BCD BAT BUDGET	23	012100	68,445.00-	23	121600-00000	23	121635-00000	Y	
		FY19 BCD BAT BUDGET	23	012100	27,680.00-	23	121600-00000	23	121660-00000	Y	
		FY19 BCD BAT BUDGET	23	012100	554,898.00-	23	121600-00000	23	121630-00000	Y	
		FY19 BCD BAT BUDGET	23	012100	56,267.00-	23	121600-00000	23	121665-00000	Y	

Printed on a Xerox 9700 Laser Printing System at the Computing Services Center / Texas A&M University

Form: URGB01 (02/05/85)
Printed on a Xerox 9700 Laser Printing System at the Computing Services Center / Texas A&M University

CC	Account	Transaction Description	--- Offset --- CC	Account	Amount	-------- Actual Entry --------- ---- From ----- CC	Account	----- To ------ CC	Account	Feed	Mand
23	121600-00000	COD - DIFFERENTIAL TUITION (BAT)									
		FY19 BCD BAT BUDGET	23	012100	35,821.00-	23	121600-00000	23	121637-00000	Y	
		FY19 BCD BAT BUDGET	23	012100	199,234.00-	23	121600-00000	23	121655-00000	Y	
		** Increase in SL Allocation **			694,879.00						
23	121610-00000	DIFF TUITION-MEDIA									
		FY19 BCD BAT BUDGET	23	012100	50,687.00	23	121600-00000	23	121610-00000	Y	
		** Increase in SL Allocation **			50,687.00						
23	121630-00000	DIFF TUITION-RESTORATIVE DEPT									
		FY19 BCD BAT BUDGET	23	012100	554,898.00	23	121600-00000	23	121630-00000	Y	
		** Increase in SL Allocation **			554,898.00						
23	121635-00000	DIFF TUITION-RESTORATIVE CLINIC									
		FY19 BCD BAT BUDGET	23	012100	68,445.00	23	121600-00000	23	121635-00000	Y	
		** Increase in SL Allocation **			68,445.00						
23	121637-00000	START UP FUNDS ZHAO									
		FY19 BCD BAT BUDGET	23	012100	35,821.00	23	121600-00000	23	121637-00000	Y	
		** Increase in SL Allocation **			35,821.00						
23	121640-00000	DIFF TUITION-GENERAL DENT DEPT									
		FY19 BCD BAT BUDGET	23	012100	172,324.00	23	121600-00000	23	121640-00000	Y	
		** Increase in SL Allocation **			172,324.00						
23	121645-00000	DIFF TUITION-GENERAL DENT CLINIC									
		FY19 BCD BAT BUDGET	23	012100	89,806.00	23	121600-00000	23	121645-00000	Y	
		** Increase in SL Allocation **			89,806.00						
23	121655-00000	DIFF-TUIT-PUBLIC HEALTH									
		FY19 BCD BAT BUDGET	23	012100	199,234.00	23	121600-00000	23	121655-00000	Y	
		** Increase in SL Allocation **			199,234.00						
23	121660-00000	DIFF-TUITION-GRAD IMPLANT									
		FY19 BCD BAT BUDGET	23	012100	27,680.00	23	121600-00000	23	121660-00000	Y	
		** Increase in SL Allocation **			27,680.00						
23	121665-00000	DIFF-TUITION-GRAD IMPLANT CLINIC									
		FY19 BCD BAT BUDGET	23	012100	56,267.00	23	121600-00000	23	121665-00000	Y	
		** Increase in SL Allocation **			56,267.00						
23	121670-00000	DIFF-TUITION-OMS									
		FY19 BCD BAT BUDGET	23	012100	126,393.00	23	121600-00000	23	121670-00000	Y	
		** Increase in SL Allocation **			126,393.00						
23	121675-00000	DIFF-TUITION-OMR OPS									
		FY19 BCD BAT BUDGET	23	012100	10,000.00	23	121600-00000	23	121675-00000	Y	
		** Increase in SL Allocation **			10,000.00						

Form: URGB01 (02/05/85)

CC	Account	Transaction Description	Offset CC	Offset Account	Amount	Actual Entry From CC	Actual Entry From Account	Actual Entry To CC	Actual Entry To Account	Feed	Mand
23	121680-00000	DIFF-TUITION-ORTHODONTICS									
		FY19 BCD BAT BUDGET	23	012100	82,316.00	23	121600-00000	23	121680-00000	Y	
		** Increase in SL Allocation **			82,316.00						
23	121685-00000	DIFF-TUITION-ENDODONTICS									
		FY19 BCD BAT BUDGET	23	012100	150,000.00	23	121600-00000	23	121685-00000	Y	
		** Increase in SL Allocation **			150,000.00						
23	121700-00000	CON - DIFFERENTIAL TUITION (BAT)									
		CON BAT TUI + ALLOCATION	23	012100	17,500.00	23	121000-00000	23	121700-00000	Y	
		CON BAT TUI ALLOCATION	23	012100	70,000.00	23	011180	23	121700-00000	Y	
		** Increase in SL Allocation **			87,500.00						
23	122100-00000	SCHOLARSHIP-WAIVERS & EXEMPTIONS									
		MEDICAL LOANS	23	012210	57,281.00	23	011180	23	122100-00000	Y	
		TUITION DISCOUNTING	23	012210	165,844.00-	23	122100-00000	23	692000-00000	Y	
		TUITION WAIVERS & EXEMPTIONS	23	012210	315,676.00	23	101010-00000	23	122100-00000	Y	
		** Increase in SL Allocation **			207,113.00						
23	124030-00000	DEPT OF BIOMEDICAL SCIENCE									
		COD FY19 BUDGET ALLOCATION	23	012400	2,777,886.00	23	119800-00000	23	124030-00000	Y	
		** Increase in SL Allocation **			2,777,886.00						
23	124050-00000	DEPT OF DENTAL HYGIENE									
		COD FY19 BUDGET ALLOCATION	23	012400	702,077.00	23	119800-00000	23	124050-00000	Y	
		** Increase in SL Allocation **			702,077.00						
23	124060-00000	DEPT OF DIAGNOSTIC SCIENCE									
		COD FY19 BUDGET ALLOCATION	23	012400	1,628,877.00	23	119800-00000	23	124060-00000	Y	
		** Increase in SL Allocation **			1,628,877.00						
23	124070-00000	DEPT OF GENERAL DENTISTRY									
		COD FY19 BUDGET ALLOCATION	23	012400	1,247,650.00	23	119800-00000	23	124070-00000	Y	
		** Increase in SL Allocation **			1,247,650.00						
23	124080-00000	DEPT OF ORAL SURGERY									
		COD FY19 BUDGET ALLOCATION	23	012400	1,259,208.00	23	119800-00000	23	124080-00000	Y	
		** Increase in SL Allocation **			1,259,208.00						
23	124100-00000	DEPT OF ORTHODONTICS									
		COD FY19 BUDGET ALLOCATION	23	012400	977,926.00	23	119800-00000	23	124100-00000	Y	
		** Increase in SL Allocation **			977,926.00						
23	124110-00000	DEPT OF PEDIATRIC DENTISTRY									
		COD FY19 BUDGET ALLOCATION	23	012400	925,035.00	23	119800-00000	23	124110-00000	Y	
		** Increase in SL Allocation **			925,035.00						

Printed on a Xerox 9700 Laser Printing System at the Computing Services Center / Texas A&M University

Form: URGB01 (02/05/85)

CC	Account	Transaction Description	--- Offset --- CC	Account	Amount	-------- Actual Entry --------- ---- From ----- CC	Account	----- To ------ CC	Account	Feed	Mand
23	124120-00000	DEPT OF PERIODONTICS									
		COD FY19 BUDGET ALLOCATION	23	012400	1,727,995.00	23	119800-00000	23	124120-00000	Y	
		** Increase in SL Allocation **			1,727,995.00						
23	124130-00000	DEPT OF PUBLIC HEALTH SCIENCE									
		COD FY19 BUDGET ALLOCATION	23	012400	1,051,590.00	23	119800-00000	23	124130-00000	Y	
		** Increase in SL Allocation **			1,051,590.00						
23	124140-00000	DEPT OF RESTORATIVE SCIENCE									
		COD FY19 BUDGET ALLOCATION	23	012400	3,396,968.00	23	119800-00000	23	124140-00000	Y	
		** Increase in SL Allocation **			3,396,968.00						
23	124150-00000	DEPT OF ENDODONTICS									
		COD FY19 BUDGET ALLOCATION	23	012400	587,229.00	23	119800-00000	23	124150-00000	Y	
		** Increase in SL Allocation **			587,229.00						
23	124160-00000	INSTRUCTIONAL - GRAD PROSTH									
		COD FY19 BUDGET ALLOCATION	23	012400	19,000.00	23	119800-00000	23	124160-00000	Y	
		** Increase in SL Allocation **			19,000.00						
23	124170-00000	DEAN'S DIRECT REPORTS - INSTRUCT									
		COD FY19 BUDGET ALLOCATION	23	012400	2,518,458.00	23	119800-00000	23	124170-00000	Y	
		** Increase in SL Allocation **			2,518,458.00						
23	126200-00000	SCHOOL OF PUBLIC HEALTH									
		FY19 BUDGET ALLOCATION	23	012600	1,846,200.00-	23	126200-00000	23	126260-00000	Y	
		FY19 BUDGET ALLOCATION	23	012600	60,000.00-	23	126200-00000	23	128305-00000	Y	
		FY19 BUDGET ALLOCATION	23	012600	1,390,700.00-	23	126200-00000	23	126270-00000	Y	
		FY19 BUDGET ALLOCATION	23	012600	1,632,096.00-	23	126200-00000	23	126250-00000	Y	
		FY19 BUDGET ALLOCATION	23	012600	275,083.00-	23	126200-00000	23	126220-00000	Y	
		FY19 BUDGET ALLOCATION	23	012600	1,056,705.00-	23	126200-00000	23	126240-00000	Y	
		SPH ALLOCATION	23	012600	6,622,044.00	23	011180	23	126200-00000	Y	
		FY19 BUDGET ALLOCATION	23	012600	270,337.00-	23	126200-00000	23	159008-00000	Y	
		FY19 BUDGET ALLOCATION	23	012600	179,000.00-	23	126200-00000	23	159009-00000	Y	
		** Decrease in SL Allocation **			88,077.00-						
23	126220-00000	SPH-UNDERGRADUATE PROGRAMS									
		FY19 BUDGET ALLOCATION	23	012600	275,083.00	23	126200-00000	23	126220-00000	Y	
		** Increase in SL Allocation **			275,083.00						
23	126230-00000	TAMHSC MCALLEN CAMPUS									
		MCALLEN CAMPUS ALLOCATION	23	012600	562,883.00	23	011180	23	126230-00000	Y	
		** Increase in SL Allocation **			562,883.00						
23	126240-00000	ENVIRONMENTAL AND OCCUPATIONAL H									
		FY19 BUDGET ALLOCATION	23	012600	1,056,705.00	23	126200-00000	23	126240-00000	Y	
		** Increase in SL Allocation **			1,056,705.00						

Printed on a Xerox 9700 Laser Printing System at the Computing Services Center / Texas A&M University

Form: URGB01 (02/05/85)

CC	Account	Transaction Description	--- Offset --- CC	Account	Amount	-------- Actual Entry --------- ---- From ----- CC	Account	----- To ------ CC	Account	Feed	Mand
23	126250-00000	EPIDEMIOLOGY & BIOSTATISTICS									
		FY19 BUDGET ALLOCATION	23	012600	1,632,096.00	23	126200-00000	23	126250-00000	Y	
		** Increase in SL Allocation **			1,632,096.00						
23	126260-00000	HEALTH POLICY AND MANAGEMENT									
		FY19 BUDGET ALLOCATION	23	012600	1,846,200.00	23	126200-00000	23	126260-00000	Y	
		** Increase in SL Allocation **			1,846,200.00						
23	126270-00000	HLTH PROMOTION & COMMUNITY HLTH									
		FY19 BUDGET ALLOCATION	23	012600	1,390,700.00	23	126200-00000	23	126270-00000	Y	
		** Increase in SL Allocation **			1,390,700.00						
23	127000-00000	GRADUATE MEDICAL EDUCATION									
		COM GME ALLOCATION	23	012700	6,569,065.00	23	011180	23	127000-00000	Y	
		** Increase in SL Allocation **			6,569,065.00						
23	127100-00000	PHARMACY - INSTRUCTION									
		COP ALLOCATION	23	012710	4,911,264.00	23	011180	23	127100-00000	Y	
		** Increase in SL Allocation **			4,911,264.00						
23	127500-00000	NURSING-INSTRUCTION									
		CON ALLOCATION	23	012750	3,835,177.00	23	011180	23	127500-00000	Y	
		FY18 BUDGET ALLOCATION	23	012750	303,447.00-	23	127500-00000	23	127502-00000	Y	
		FY18 BUDGET ALLOCATION	23	012750	1,008,312.00-	23	127500-00000	23	128500-00000	Y	
		FY18 BUDGET ALLOCATION	23	012750	742,536.00-	23	127500-00000	23	127501-00000	Y	
		** Increase in SL Allocation **			1,780,882.00						
23	127501-00000	GRADUATE NURSING									
		FY18 BUDGET ALLOCATION	23	012750	742,536.00	23	127500-00000	23	127501-00000	Y	
		** Increase in SL Allocation **			742,536.00						
23	127502-00000	RN-BSN INSTRUCTION									
		FY18 BUDGET ALLOCATION	23	012750	303,447.00	23	127500-00000	23	127502-00000	Y	
		** Increase in SL Allocation **			303,447.00						
23	127600-00000	CLINICAL LEARNING RESOURCE CENTE									
		CLRC ALLOCATION	23	012760	845,750.00	23	011180	23	127600-00000	Y	
		** Increase in SL Allocation **			845,750.00						
23	128016-00000	TEX VET SUPPORT FROM PRESIDENT									
		TEXVET ALLOCATION	23	012800	139,997.00	23	011180	23	128016-00000	Y	
		** Increase in SL Allocation **			139,997.00						
23	128100-00000	ACADEMIC AFFAIRS									
		COD FY19 BUDGET ALLOCATION	23	012810	423,892.00	23	119800-00000	23	128100-00000	Y	
		** Increase in SL Allocation **			423,892.00						

Printed on a Xerox 9700 Laser Printing System at the Computing Services Center / Texas A&M University

Form: URGB01 (02/05/85)

CC	Account	Transaction Description	Offset CC	Offset Account	Amount	Actual Entry From CC	Actual Entry From Account	Actual Entry To CC	Actual Entry To Account	Feed	Mand
23	128105-00000	INSTRUCTIONAL SUPPORT									
		COD FY19 BUDGET ALLOCATION	23	012810	80,160.00	23	119800-00000	23	128105-00000	Y	
		** Increase in SL Allocation **			80,160.00						
23	128110-00000	OFFICE OF THE DEAN									
		COD FY19 BUDGET ALLOCATION	23	012810	491,623.00	23	119800-00000	23	128110-00000	Y	
		** Increase in SL Allocation **			491,623.00						
23	128115-00000	RGS OPERATING									
		COD FY19 BUDGET ALLOCATION	23	012810	204,764.00	23	119800-00000	23	128115-00000	Y	
		** Increase in SL Allocation **			204,764.00						
23	128130-00000	BAYLOR BIOPSIES									
		COD FY19 BUDGET ALLOCATION	23	012810	2,000.00	23	119800-00000	23	128130-00000	Y	
		** Increase in SL Allocation **			2,000.00						
23	128155-00000	PUBLIC HEALTH-INCENTIVE MERIT PR									
		COD FY19 BUDGET ALLOCATION	23	012810	68,257.00	23	119800-00000	23	128155-00000	Y	
		** Increase in SL Allocation **			68,257.00						
23	128165-00000	STUDENT DEVELOPMENT-INCENTIVE ME									
		COD FY19 BUDGET ALLOCATION	23	012810	23,312.00	23	119800-00000	23	128165-00000	Y	
		** Increase in SL Allocation **			23,312.00						
23	128305-00000	SPH-OFFICE OF SPECIAL PROJECTS									
		FY19 BUDGET ALLOCATION	23	012830	60,000.00	23	126200-00000	23	128305-00000	Y	
		** Increase in SL Allocation **			60,000.00						
23	128400-00000	PHARMACY-ACADEMIC SUPPORT									
		COP ALLOCATION	23	012840	2,309,781.00	23	011180	23	128400-00000	Y	
		** Increase in SL Allocation **			2,309,781.00						
23	128500-00000	NURSING-ACADEMIC SUPPORT									
		FY18 BUDGET ALLOCATION	23	012850	1,008,312.00	23	127500-00000	23	128500-00000	Y	
		** Increase in SL Allocation **			1,008,312.00						
23	130062-00000	RESEARCH & ACADEMIC SUPPORT									
		COM ALLOCATION	23	013000	31,896,203.00	23	011180	23	130062-00000	Y	
		COM IBT ALLOCATION	23	013000	3,211,104.00	23	011180	23	130062-00000	Y	
		** Increase in SL Allocation **			35,107,307.00						
23	140010-00000	CLINICAL AFFAIRS									
		COD FY19 BUDGET ALLOCATION	23	014000	680,934.00	23	119800-00000	23	140010-00000	Y	
		** Increase in SL Allocation **			680,934.00						
23	140030-00000	CLINIC-DIAGNOSTIC SCIENCE									
		COD FY19 BUDGET ALLOCATION	23	014000	239,415.00	23	119800-00000	23	140030-00000	Y	
		** Increase in SL Allocation **			239,415.00						

Printed on a Xerox 9700 Laser Printing System at the Computing Services Center / Texas A&M University

Form: URGB01 (02/05/85)

CC	Account	Transaction Description	Offset CC	Offset Account	Amount	Actual Entry From CC	Actual Entry From Account	Actual Entry To CC	Actual Entry To Account	Feed	Mand
23	140040-00000	CLINIC-GENERAL DENTISTRY									
		COD FY19 BUDGET ALLOCATION	23	014000	333,429.00	23	119800-00000	23	140040-00000	Y	
		** Increase in SL Allocation **			333,429.00						
23	140045-00000	CLINIC-AEGD									
		COD FY19 BUDGET ALLOCATION	23	014000	262,866.00	23	119800-00000	23	140045-00000	Y	
		** Increase in SL Allocation **			262,866.00						
23	140050-00000	CLINIC-ORAL SURGERY									
		COD FY19 BUDGET ALLOCATION	23	014000	231,080.00	23	119800-00000	23	140050-00000	Y	
		** Increase in SL Allocation **			231,080.00						
23	140060-00000	CLINIC-ORTHODONTICS									
		COD FY19 BUDGET ALLOCATION	23	014000	351,525.00	23	119800-00000	23	140060-00000	Y	
		** Increase in SL Allocation **			351,525.00						
23	140070-00000	CLINIC-PEDIATRIC DENTISTRY									
		COD FY19 BUDGET ALLOCATION	23	014000	186,341.00	23	119800-00000	23	140070-00000	Y	
		** Increase in SL Allocation **			186,341.00						
23	140080-00000	CLINIC-PERIODONTICS									
		COD FY19 BUDGET ALLOCATION	23	014000	292,430.00	23	119800-00000	23	140080-00000	Y	
		** Increase in SL Allocation **			292,430.00						
23	140100-00000	CLINIC-3RD FLOOR DISPENSARY									
		COD FY19 BUDGET ALLOCATION	23	014000	575,324.00	23	119800-00000	23	140100-00000	Y	
		** Increase in SL Allocation **			575,324.00						
23	140110-00000	CLINIC-ENDODONTICS									
		COD FY19 BUDGET ALLOCATION	23	014000	228,811.00	23	119800-00000	23	140110-00000	Y	
		** Increase in SL Allocation **			228,811.00						
23	140120-00000	CLINIC-GRADUATE PROSTHODONTICS									
		COD FY19 BUDGET ALLOCATION	23	014000	56,000.00	23	119800-00000	23	140120-00000	Y	
		** Increase in SL Allocation **			56,000.00						
23	140140-00000	CLINIC-RESTORATIVE SCIENCE									
		COD FY19 BUDGET ALLOCATION	23	014000	900,584.00	23	119800-00000	23	140140-00000	Y	
		** Increase in SL Allocation **			900,584.00						
23	140150-00000	CLINIC-DENTAL HYGIENE									
		COD FY19 BUDGET ALLOCATION	23	014000	42,095.00	23	119800-00000	23	140150-00000	Y	
		** Increase in SL Allocation **			42,095.00						
23	150001-00000	HSC SENIOR VP - STATE FUNDS									
		SR VP ALLOCATION	23	015000	1,285,156.00	23	011180	23	150001-00000	Y	
		** Increase in SL Allocation **			1,285,156.00						

Printed on a Xerox 9700 Laser Printing System at the Computing Services Center / Texas A&M University

Form: URGB01 (02/05/85)

CC	Account	Transaction Description	Offset CC	Offset Account	Amount	Actual Entry From CC	Actual Entry From Account	Actual Entry To CC	Actual Entry To Account	Feed	Mand
23	150002-00000	FINANCE AND ADMINISTRATION									
		FINANCE ALLOCATIONT	23	015000	2,120,724.00	23	011180	23	150002-00000	Y	
		** Increase in SL Allocation **			2,120,724.00						
23	150003-00000	HSC MARKETING & COMMUNICATIONS									
		COMM & MKTG ALLOCATION	23	015000	1,115,368.00	23	011180	23	150003-00000	Y	
		** Increase in SL Allocation **			1,115,368.00						
23	150004-00000	TAMU STUDENT SERVICES CONTRACT									
		TAMU ENROLLMENT SVC CONTRACT	23	015000	855,494.00	23	011180	23	150004-00000	Y	
		** Increase in SL Allocation **			855,494.00						
23	150007-00000	INFORMATION RESOURCES									
		OIT ALLOCATION	23	015000	539,661.00	23	011180	23	150007-00000	Y	
		** Increase in SL Allocation **			539,661.00						
23	150010-00000	TTVN, DS3 & CIS ASSESSMENTS									
		OIT ALLOCATION/SYS ASSESSMENT	23	015000	279,746.00	23	011180	23	150010-00000	Y	
		** Increase in SL Allocation **			279,746.00						
23	150011-00000	HSC GENERAL COUNSEL									
		OGC SYSTEM ASSESSMENT	23	015000	70,000.00	23	011180	23	150011-00000	Y	
		** Increase in SL Allocation **			70,000.00						
23	150017-00000	ACADEMIC AFFAIRS									
		ACAD AFFAIRS ALLOCATION	23	015000	889,285.00	23	011180	23	150017-00000	Y	
		** Increase in SL Allocation **			889,285.00						
23	150021-00000	MAINTENANCE CONTRACTS-OIT									
		OIT ALLOCATION	23	015000	33,000.00	23	011180	23	150021-00000	Y	
		** Increase in SL Allocation **			33,000.00						
23	150022-00000	RECEIVING & CENTRAL STORES									
		COD FY19 BUDGET ALLOCATION	23	015000	92,034.00	23	119800-00000	23	150022-00000	Y	
		** Increase in SL Allocation **			92,034.00						
23	150023-00000	DEAN'S DIRECT REPORTS - ADMIN									
		COD FY19 BUDGET ALLOCATION	23	015000	1,243,348.00	23	119800-00000	23	150023-00000	Y	
		** Increase in SL Allocation **			1,243,348.00						
23	150024-00000	FINANCIAL SERVICES									
		COD FY19 BUDGET ALLOCATION	23	015000	510,984.00	23	119800-00000	23	150024-00000	Y	
		** Increase in SL Allocation **			510,984.00						
23	150026-00000	ASSOC DEAN FOR FINANCE									
		COD FY19 BUDGET ALLOCATION	23	015000	206,063.00	23	119800-00000	23	150026-00000	Y	
		** Increase in SL Allocation **			206,063.00						

Printed on a Xerox 9700 Laser Printing System at the Computing Services Center / Texas A&M University

Form: URGB01 (02/05/85)

CC	Account	Transaction Description	Offset CC	Offset Account	Amount	Actual Entry From CC	Actual Entry From Account	Actual Entry To CC	Actual Entry To Account	Feed	Mand
23	150027-00000	COD GENERAL INSTITUTIONAL									
		COD FY19 BUDGET ALLOCATION	23	015000	489,753.00	23	119800-00000	23	150027-00000	Y	
		** Increase in SL Allocation **			489,753.00						
23	150030-00000	STAFF RECRUITMENT									
		COD FY19 BUDGET ALLOCATION	23	015000	5,000.00	23	119800-00000	23	150030-00000	Y	
		** Increase in SL Allocation **			5,000.00						
23	150033-00000	COMMUNICATION AND DEVELOPMENT									
		COD FY19 BUDGET ALLOCATION	23	015000	332,504.00	23	119800-00000	23	150033-00000	Y	
		** Increase in SL Allocation **			332,504.00						
23	150035-00000	PURCHASING									
		COD FY19 BUDGET ALLOCATION	23	015000	200,406.00	23	119800-00000	23	150035-00000	Y	
		** Increase in SL Allocation **			200,406.00						
23	150039-00000	MEDIA RESOURCES									
		COD FY19 BUDGET ALLOCATION	23	015000	181,199.00	23	119800-00000	23	150039-00000	Y	
		** Increase in SL Allocation **			181,199.00						
23	150040-00000	ANIMAL RESOURCE UNIT									
		COD FY19 BUDGET ALLOCATION	23	015000	93,312.00	23	119800-00000	23	150040-00000	Y	
		** Increase in SL Allocation **			93,312.00						
23	150045-00000	HSC WIDE EXPENSES-ACADEMIC									
		OGC SYSTEM ASSESSMENT	23	015000	70,000.00	23	011180	23	150045-00000	Y	
		** Increase in SL Allocation **			70,000.00						
23	150055-00000	GOVERNMENTAL AFFAIRS									
		GOV'T AFFAIRS ALLOCATION	23	015000	563,758.00	23	011180	23	150055-00000	Y	
		** Increase in SL Allocation **			563,758.00						
23	150056-00000	INSTITUTIONAL ADVANCEMENT									
		INST ADVANCEMENT ALLOCATION	23	015000	386,032.00	23	011180	23	150056-00000	Y	
		** Increase in SL Allocation **			386,032.00						
23	150061-00000	IT-ACADEMIC SUPPORT									
		OIT ALLOCATION	23	015000	2,706,328.00	23	011180	23	150061-00000	Y	
		** Increase in SL Allocation **			2,706,328.00						
23	150064-00000	BIOPHARMACEUTICAL CONSORTIUM									
		COP ALLOCATION	23	015000	275,400.00	23	011180	23	150064-00000	Y	
		** Increase in SL Allocation **			275,400.00						
23	150150-00000	DEBT SERVICE HOLDING ACCOUNT									
		GR DEBT SVC-ROUND ROCK	23	015015	3,635,715.00	23	011180	23	150150-00000	Y	
		GR DEBT SVC-ROUND ROCK	23	015015	3,635,715.00-	23	150150-00000	23	015015	Y	

Printed on a Xerox 9700 Laser Printing System at the Computing Services Center / Texas A&M University

Form: URGB01 (02/05/85)

CC	Account	Transaction Description	Offset CC	Offset Account	Amount	Actual Entry From CC	Actual Entry From Account	Actual Entry To CC	Actual Entry To Account	Feed	Mand
23	150150-00000	DEBT SERVICE HOLDING ACCOUNT									
		GR TRB DEBT SVC	23	015015	15,096,442.00-	23	150150-00000	23	015015	Y	
		GR TRB DEBT SVC	23	015015	15,096,442.00	23	011180	23	150150-00000	Y	
		** Decrease in SL Allocation **			0.00						
23	151000-00000	HSC - REAPPROPRIATED BALANCES									
		SR VP INST ENHANCEMENT	23	015100	1,730,883.00	23	011180	23	151000-00000	Y	
		TO BALANCE STATE BUDGET	23	015100	4,567,938.00-	23	151000-00000	23	011180	Y	
		FUND SWAP GR/LOCAL	23	015100	2,064,934.00	23	164100-00000	23	151000-00000	Y	
		COD TOB/GR FUND SWAP	23	015100	500,000.00-	23	151000-00000	23	119800-00000	Y	
		E&G INVESTMENT INCOME	23	015100	1,760,000.00	23	011180	23	151000-00000	Y	
		** Increase in SL Allocation **			487,879.00						
23	152000-00000	BENEFITS PAID BY THE STATE									
		BENEFITS	23	015200	18,933,333.00	23	011180	23	152000-00000	Y	
		** Increase in SL Allocation **			18,933,333.00						
23	152001-00000	BENEFITS FOR MEDICAL EDUCATION									
		BENEFITS	23	015200	7,266,667.00	23	011180	23	152001-00000	Y	
		** Increase in SL Allocation **			7,266,667.00						
23	159008-00000	SPH-OFFICE OF ACADEMIC AFFAIRS									
		FY19 BUDGET ALLOCATION	23	015900	270,337.00	23	126200-00000	23	159008-00000	Y	
		** Increase in SL Allocation **			270,337.00						
23	159009-00000	SPH-OFFICE OF STUDENT AFFAIRS									
		FY19 BUDGET ALLOCATION	23	015900	179,000.00	23	126200-00000	23	159009-00000	Y	
		** Increase in SL Allocation **			179,000.00						
23	159013-00000	ADMISSIONS & RECRUITMENT									
		COD FY19 BUDGET ALLOCATION	23	015900	280,425.00	23	119800-00000	23	159013-00000	Y	
		** Increase in SL Allocation **			280,425.00						
23	159016-00000	STUDENT AFFAIRS/STUDENT DIVERSIT									
		COD FY19 BUDGET ALLOCATION	23	015900	236,139.00	23	119800-00000	23	159016-00000	Y	
		** Increase in SL Allocation **			236,139.00						
23	159017-00000	STUDENT DEVELOPMENT									
		COD FY19 BUDGET ALLOCATION	23	015900	154,012.00	23	119800-00000	23	159017-00000	Y	
		** Increase in SL Allocation **			154,012.00						
23	159021-00000	STUDENT HEALTH CLINIC									
		COD FY19 BUDGET ALLOCATION	23	015900	40,709.00	23	119800-00000	23	159021-00000	Y	
		** Increase in SL Allocation **			40,709.00						
23	164100-00000	CAMPUS OPERATIONS									
		CAMPUS OP ALLOCATION	23	016400	16,110,604.00	23	011180	23	164100-00000	Y	

Printed on a Xerox 9700 Laser Printing System at the Computing Services Center / Texas A&M University

Form: URGB01 (02/05/85)

CC	Account	Transaction Description	Offset CC	Offset Account	Amount	Actual Entry From CC	Actual Entry From Account	Actual Entry To CC	Actual Entry To Account	Feed	Mand
23	164100-00000	CAMPUS OPERATIONS									
		FY19 CAMPUS OPS BUDGET	23	016400	1,041,586.00-	23	164100-00000	23	164103-00000	Y	
		FY19 CAMPUS OPS BUDGET	23	016400	2,660,614.00-	23	164100-00000	23	164105-00000	Y	
		FUND SWAP GR/LOCAL	23	016400	2,064,934.00-	23	164100-00000	23	151000-00000	Y	
		FY19 CAMPUS OPS BUDGET	23	016400	2,610,377.00-	23	164100-00000	23	164106-00000	Y	
		FY19 CAMPUS OPS BUDGET	23	016400	829,000.00-	23	164100-00000	23	164102-00000	Y	
		FY19 CAMPUS OPS BUDGET	23	016400	6,572,809.00-	23	164100-00000	23	164101-00000	Y	
		** Increase in SL Allocation **			331,284.00						
23	164101-00000	MAINTENANCE OUTSOURCE									
		FY19 CAMPUS OPS BUDGET	23	016400	6,572,809.00	23	164100-00000	23	164101-00000	Y	
		COD/CAMPUS OPS FUND SWAP	23	016400	2,300,000.00-	23	164101-00000	23	119800-00000	Y	
		** Increase in SL Allocation **			4,272,809.00						
23	164102-00000	ENVIRONMENTAL HEALTH & SAFETY									
		FY19 CAMPUS OPS BUDGET	23	016400	829,000.00	23	164100-00000	23	164102-00000	Y	
		** Increase in SL Allocation **			829,000.00						
23	164103-00000	SECURITY									
		FY19 CAMPUS OPS BUDGET	23	016400	1,041,586.00	23	164100-00000	23	164103-00000	Y	
		** Increase in SL Allocation **			1,041,586.00						
23	164105-00000	UTILITIES									
		FY19 CAMPUS OPS BUDGET	23	016400	2,660,614.00	23	164100-00000	23	164105-00000	Y	
		** Increase in SL Allocation **			2,660,614.00						
23	164106-00000	CUSTODIAL OUTSOURCE									
		FY19 CAMPUS OPS BUDGET	23	016400	2,610,377.00	23	164100-00000	23	164106-00000	Y	
		** Increase in SL Allocation **			2,610,377.00						
23	180007-00000	CBHEC-COASTAL BEND HEALTH ED CTR									
		COM CBHEC ALLOCATION	23	018000	1,221,173.00	23	011180	23	180007-00000	Y	
		** Increase in SL Allocation **			1,221,173.00						
23	181000-00000	PHARMACY SPECIAL ITEM-INSTRUCTIO									
		COP SPECIAL ITEM ALLOCATION	23	018100	1,243,572.00	23	011180	23	181000-00000	Y	
		** Increase in SL Allocation **			1,243,572.00						
23	181001-00000	PHARMACY SPECIAL ITEM-ACADEMIC S									
		COP SPECIAL ITEM ALLOCATION	23	018100	300,000.00	23	011180	23	181001-00000	Y	
		** Increase in SL Allocation **			300,000.00						
23	182000-00000	COM EXPANSION SPECIAL ITEM									
		COM ALLOCATION	23	018200	10,238,112.00	23	011180	23	182000-00000	Y	
		** Increase in SL Allocation **			10,238,112.00						
23	183000-00000	HEALTHY SOUTH TEXAS									
		HST ALLOCATION	23	018300	4,560,000.00	23	011180	23	183000-00000	Y	

Printed on a Xerox 9700 Laser Printing System at the Computing Services Center / Texas A&M University

Form: URGB01 (02/05/85)

CC	Account	Transaction Description	--- Offset --- CC	Account	Amount	-------- Actual Entry --------- ---- From ----- CC	Account	----- To ------ CC	Account	Feed	Mand
23	183000-00000	HEALTHY SOUTH TEXAS									
		HST-AG CONTRACT	23	018300	2,280,000.00-	23	183000-00000	23	018300	Y	
		** Increase in SL Allocation **			2,280,000.00						
23	184000-00000	FORENSIC NURSING-INSTRUCTION									
		CON FORENSIC NURSING	23	018400	912,000.00	23	011180	23	184000-00000	Y	
		** Increase in SL Allocation **			912,000.00						
23	184500-00000	NURSING PROGRAM EXPANSION									
		CON PROGRAM EXPANSION	23	018450	216,000.00	23	011180	23	184500-00000	Y	
		** Increase in SL Allocation **			216,000.00						
23	200000-00000	SHSC - DESIGNATED TUITION									
		SPH DESIG TUI + ALLOCATION	23	020000	288,326.00-	23	200000-00000	23	200179-00000	Y	
		CAMPUS OPS ALLOCATION	23	020000	1,767,493.00-	23	200000-00000	23	212105-00000	Y	
		MREB DEBT SERVICE-CENTRAL	23	020000	243,425.00-	23	200000-00000	23	244481-00000	Y	
		COD BLDG DEBT SERVICE-CENTRAL	23	020000	375,000.00-	23	200000-00000	23	244481-00000	Y	
		MREBII DEBT SERVICE-CENTRAL	23	020000	354,000.00-	23	200000-00000	23	244481-00000	Y	
		IBT DEBT SERVICE-CENTRAL	23	020000	99,976.00-	23	200000-00000	23	244481-00000	Y	
		SPH DESIG TUI	23	020000	325,000.00-	23	200000-00000	23	200179-00000	Y	
		COM DESIG TUI	23	020000	1,300,000.00-	23	200000-00000	23	200180-00000	Y	
		COD DESIG TUI	23	020000	1,920,000.00-	23	200000-00000	23	211150-00000	Y	
		COP DESIG TUI + ALLOCATION	23	020000	234,217.00-	23	200000-00000	23	200184-00000	Y	
		CON DESIG TUI + ALLOCATION	23	020000	324,063.00-	23	200000-00000	23	200185-00000	Y	
		SPH DESIG TUI + ALLOCATION	23	020000	229,540.00-	23	200000-00000	23	200183-00000	Y	
		COD DESIG TUI + ALLOCATION	23	020000	796,051.00-	23	200000-00000	23	211150-00000	Y	
		SPH DESIG TUI	23	020000	240,000.00-	23	200000-00000	23	200183-00000	Y	
		CON DESIG TUI	23	020000	660,000.00-	23	200000-00000	23	200185-00000	Y	
		COM DESIG TUI + ALLOCATION	23	020000	515,113.00-	23	200000-00000	23	200180-00000	Y	
		COP DESIG TUI	23	020000	500,000.00-	23	200000-00000	23	200184-00000	Y	
		** Decrease in SL Allocation **			10,172,204.00-						
23	200009-00000	SAGO ASSESSMENTS									
		SYSTEM ASSESSMENTS	23	020000	2,191,622.00	23	202040-00000	23	200009-00000	Y	
		** Increase in SL Allocation **			2,191,622.00						
23	200179-00000	DESIGNATED TUITION-SPH-UNDERGRAD									
		SPH DESIG TUI	23	020000	325,000.00	23	200000-00000	23	200179-00000	Y	
		SPH DESIG TUI + ALLOCATION	23	020000	288,326.00	23	200000-00000	23	200179-00000	Y	
		** Increase in SL Allocation **			613,326.00						
23	200180-00000	DESIGNATED TUITION-COM									
		COM DESIG TUI	23	020000	1,300,000.00	23	200000-00000	23	200180-00000	Y	
		COM DESIG TUI + ALLOCATION	23	020000	515,113.00	23	200000-00000	23	200180-00000	Y	
		** Increase in SL Allocation **			1,815,113.00						
23	200183-00000	DESIGNATED TUITION-SPH-GRADUATE									
		SPH DESIG TUI	23	020000	240,000.00	23	200000-00000	23	200183-00000	Y	

Printed on a Xerox 9700 Laser Printing System at the Computing Services Center / Texas A&M University

Form: URGB01 (02/05/85)

CC	Account	Transaction Description	--- Offset --- CC	Account	Amount	-------- Actual Entry --------- ---- From ----- CC	Account	----- To ------ CC	Account	Feed	Mand
23	200183-00000	DESIGNATED TUITION-SPH-GRADUATE									
		SPH DESIG TUI + ALLOCATION	23	020000	229,540.00	23	200000-00000	23	200183-00000	Y	
		** Increase in SL Allocation **			469,540.00						
23	200184-00000	DESIGNATED TUITION-PHARMACY									
		COP DESIG TUI + ALLOCATION	23	020000	234,217.00	23	200000-00000	23	200184-00000	Y	
		COP DESIG TUI	23	020000	500,000.00	23	200000-00000	23	200184-00000	Y	
		** Increase in SL Allocation **			734,217.00						
23	200185-00000	DESIGNATED TUITION-NURSING									
		CON DESIG TUI + ALLOCATION	23	020000	324,063.00	23	200000-00000	23	200185-00000	Y	
		CON DESIG TUI	23	020000	660,000.00	23	200000-00000	23	200185-00000	Y	
		** Increase in SL Allocation **			984,063.00						
23	202040-00000	INTEREST INCOME									
		DISCRETIONARY-CLINICAL AFFAIRS	23	020200	5,000.00-	23	202040-00000	23	202044-00000	Y	
		FUND SWAP GR/LOCAL	23	020200	2,064,934.00-	23	202040-00000	23	212100-00000	Y	
		DISCRETIONARY-F&A	23	020200	5,000.00-	23	202040-00000	23	202047-00000	Y	
		CAMPUS OPS ALLOCATION	23	020200	2,132,723.00-	23	202040-00000	23	212100-00000	Y	
		SYSTEM ASSESSMENTS	23	020200	2,191,622.00-	23	202040-00000	23	200009-00000	Y	
		** Decrease in SL Allocation **			6,399,279.00-						
23	202044-00000	DISCRETIONARY-CLINICAL STRATEGY									
		DISCRETIONARY-CLINICAL AFFAIRS	23	020200	5,000.00	23	202040-00000	23	202044-00000	Y	
		** Increase in SL Allocation **			5,000.00						
23	202047-00000	DISCRETIONARY-FINANCE & ADMIN									
		DISCRETIONARY-F&A	23	020200	5,000.00	23	202040-00000	23	202047-00000	Y	
		** Increase in SL Allocation **			5,000.00						
23	205091-00000	COD DSRIP INCENTIVE PAYMENTS									
		FY19 BUDGET ALLOCATION	23	020500	1,200,000.00-	23	205091-00000	23	205091-00001	Y	
		FY19 BUDGET ALLOCATION	23	020500	2,800,000.00-	23	205091-00000	23	205091-00002	Y	
		** Decrease in SL Allocation **			4,000,000.00-						
23	205091-00001	PHS - DSRIP									
		FY19 BUDGET ALLOCATION	23	020500	1,200,000.00	23	205091-00000	23	205091-00001	Y	
		** Increase in SL Allocation **			1,200,000.00						
23	205091-00002	ADMIN - DSRIP									
		FY19 BUDGET ALLOCATION	23	020500	2,800,000.00	23	205091-00000	23	205091-00002	Y	
		** Increase in SL Allocation **			2,800,000.00						
23	207000-00000	TPEG RESIDENT									
		TPEG ALLOCATION	23	020700	1,330,235.00	23	011180	23	207000-00000	Y	
		** Increase in SL Allocation **			1,330,235.00						

Printed on a Xerox 9700 Laser Printing System at the Computing Services Center / Texas A&M University

Form: URGB01 (02/05/85)

CC	Account	Transaction Description	Offset CC	Offset Account	Amount	Actual Entry From CC	Actual Entry From Account	Actual Entry To CC	Actual Entry To Account	Feed	Mand
23	211150-00000	DESIGNATED TUITION-COD									
		COD NEW BLDG DEBT SERVICE	23	021100	750,000.00-	23	211150-00000	23	244481-00000	Y	
		COD DEBT SERVICE	23	021100	110,114.00-	23	211150-00000	23	244481-00000	Y	
		COD/CAMPUS OPS FUND SWAP	23	021100	2,300,000.00-	23	211150-00000	23	212101-00000	Y	
		COD DESIG TUI	23	021100	1,920,000.00	23	200000-00000	23	211150-00000	Y	
		COD DESIG TUI + ALLOCATION	23	021100	796,051.00	23	200000-00000	23	211150-00000	Y	
		** Decrease in SL Allocation **			444,063.00-						
23	212100-00000	CAMPUS OPERATIONS									
		CAMPUS OPS ALLOCATION	23	021210	2,132,723.00	23	202040-00000	23	212100-00000	Y	
		FY19 CAMPUS OPS BUDGET	23	021210	66,924.00-	23	212100-00000	23	212103-00000	Y	
		FY19 CAMPUS OPS BUDGET	23	021210	239,311.00-	23	212100-00000	23	212106-00000	Y	
		FY19 CAMPUS OPS BUDGET	23	021210	2,694,351.00-	23	212100-00000	23	212105-00000	Y	
		FY19 CAMPUS OPS BUDGET	23	021210	92,500.00-	23	212100-00000	23	212102-00000	Y	
		FY19 CAMPUS OPS BUDGET	23	021210	2,228,291.00-	23	212100-00000	23	212101-00000	Y	
		FY19 CAMPUS OPS BUDGET	23	021210	280,000.00-	23	212100-00000	23	212118-00000	Y	
		FUND SWAP GR/LOCAL	23	021210	2,064,934.00	23	202040-00000	23	212100-00000	Y	
		** Decrease in SL Allocation **			1,403,720.00-						
23	212101-00000	FACILITIES OUTSOURCE									
		COD/CAMPUS OPS FUND SWAP	23	021210	2,300,000.00	23	211150-00000	23	212101-00000	Y	
		FY19 CAMPUS OPS BUDGET	23	021210	2,228,291.00	23	212100-00000	23	212101-00000	Y	
		** Increase in SL Allocation **			4,528,291.00						
23	212102-00000	ENVIRONMENTAL HEALTH & SAFETY									
		FY19 CAMPUS OPS BUDGET	23	021210	92,500.00	23	212100-00000	23	212102-00000	Y	
		** Increase in SL Allocation **			92,500.00						
23	212103-00000	SECURITY									
		FY19 CAMPUS OPS BUDGET	23	021210	66,924.00	23	212100-00000	23	212103-00000	Y	
		** Increase in SL Allocation **			66,924.00						
23	212105-00000	UTILITIES									
		FY19 CAMPUS OPS BUDGET	23	021210	2,694,351.00	23	212100-00000	23	212105-00000	Y	
		CAMPUS OPS ALLOCATION	23	021210	1,767,493.00	23	200000-00000	23	212105-00000	Y	
		** Increase in SL Allocation **			4,461,844.00						
23	212106-00000	CUSTODIAL OUTSOURCE									
		FY19 CAMPUS OPS BUDGET	23	021210	239,311.00	23	212100-00000	23	212106-00000	Y	
		** Increase in SL Allocation **			239,311.00						
23	212118-00000	1020 HOLCOMBE BUILDING OPERATION									
		FY19 CAMPUS OPS BUDGET	23	021210	280,000.00	23	212100-00000	23	212118-00000	Y	
		** Increase in SL Allocation **			280,000.00						
23	215000-00000	PUF EQUIPMENT ALLOCATION									
		FY19 PUF FROM SYSTEM	23	021500	15,000,000.00	23	021500	23	215000-00000	Y	
		** Increase in SL Allocation **			15,000,000.00						

Printed on a Xerox 9700 Laser Printing System at the Computing Services Center / Texas A&M University

Form: URGB01 (02/05/85)

CC	Account	Transaction Description	--- Offset --- CC	Account	Amount	-------- Actual Entry --------- ---- From ----- CC	Account	----- To ------ CC	Account	Feed	Mand
23	220290-00000	STUDENT SERVICE FEE-SPH									
		SPH UAF ALLOCATION	23	022029	10,000.00	23	221310-00000	23	220290-00000	Y	
		** Increase in SL Allocation **			10,000.00						
23	220460-00000	STUDENT SERVICE FEE-COM									
		COM UAF ALLOCATION	23	022046	170,000.00	23	221310-00000	23	220460-00000	Y	
		** Increase in SL Allocation **			170,000.00						
23	220790-00000	STUDENT SERVICE FEE-NURSING									
		CON UAF ALLOCATION	23	022079	17,000.00	23	221310-00000	23	220790-00000	Y	
		** Increase in SL Allocation **			17,000.00						
23	220870-00000	ACADEMIC TECHNOLOGY FEE									
		OIT ALLOCATION	23	022087	1,790,000.00	23	221310-00000	23	220870-00000	Y	
		** Increase in SL Allocation **			1,790,000.00						
23	220880-00000	COMPUTER USE FEE									
		OIT ALLOCATION	23	022088	910,000.00	23	221310-00000	23	220880-00000	Y	
		** Increase in SL Allocation **			910,000.00						
23	221020-00000	APPLICATION FEE-GRADUATE-ADM/ACA									
		FY19 BUDGET ALLOCATION	23	022101	1,500.00-	23	221020-00000	23	221130-00000	Y	
		** Decrease in SL Allocation **			1,500.00-						
23	221030-00000	APPLICATION FEE-HYGIENE									
		FY19 BUDGET ALLOCATION	23	022101	3,300.00-	23	221030-00000	23	221130-00000	Y	
		** Decrease in SL Allocation **			3,300.00-						
23	221050-00000	COD-CLINIC MANAGEMENT FEE									
		FY19 BUDGET ALLOCATION	23	022105	134,000.00	23	221260-00000	23	221050-00000	Y	
		** Increase in SL Allocation **			134,000.00						
23	221055-00000	COD-CLINIC-GEN DENTISTRY									
		FY19 BUDGET ALLOCATION	23	022105	6,000.00	23	221260-00000	23	221055-00000	Y	
		** Increase in SL Allocation **			6,000.00						
23	221057-00000	COD-CLINIC-AEGD									
		FY19 BUDGET ALLOCATION	23	022105	47,000.00	23	221260-00000	23	221057-00000	Y	
		** Increase in SL Allocation **			47,000.00						
23	221058-00000	COD-CLINIC-ORTHODONTICS									
		FY19 BUDGET ALLOCATION	23	022105	96,049.00	23	221260-00000	23	221058-00000	Y	
		** Increase in SL Allocation **			96,049.00						
23	221059-00000	COD-CLINIC-DENTAL HYGIENE									
		FY19 BUDGET ALLOCATION	23	022105	2,000.00	23	221260-00000	23	221059-00000	Y	
		** Increase in SL Allocation **			2,000.00						

Printed on a Xerox 9700 Laser Printing System at the Computing Services Center / Texas A&M University

Form: URGB01 (02/05/85)

CC	Account	Transaction Description	--- Offset --- CC	Account	Amount	-------- Actual Entry --------- ---- From ----- CC	Account	----- To ------ CC	Account	Feed	Mand
23	221100-00000	MATRICULATION FEE-D.D.S.									
		FY19 BUDGET ALLOCATION	23	022110	1,000.00-	23	221100-00000	23	221130-00000	Y	
		** Decrease in SL Allocation **			1,000.00-						
23	221110-00000	MATRICULATION FEE-GRADUATE									
		FY19 BUDGET ALLOCATION	23	022110	600.00-	23	221110-00000	23	221130-00000	Y	
		** Decrease in SL Allocation **			600.00-						
23	221120-00000	MATRICULATION FEE-HYGIENE									
		FY19 BUDGET ALLOCATION	23	022110	400.00-	23	221120-00000	23	221130-00000	Y	
		** Decrease in SL Allocation **			400.00-						
23	221130-00000	ADMISSIONS & RECRUITMENT									
		FY19 BUDGET ALLOCATION	23	022113	400.00	23	221120-00000	23	221130-00000	Y	
		FY19 BUDGET ALLOCATION	23	022113	600.00	23	221110-00000	23	221130-00000	Y	
		FY19 BUDGET ALLOCATION	23	022113	3,300.00	23	221030-00000	23	221130-00000	Y	
		FY19 BUDGET ALLOCATION	23	022113	1,000.00	23	221100-00000	23	221130-00000	Y	
		FY19 BUDGET ALLOCATION	23	022113	1,500.00	23	221020-00000	23	221130-00000	Y	
		** Increase in SL Allocation **			6,800.00						
23	221150-00000	TEACHING MODEL REPLACEMENT FEE									
		FY19 BUDGET ALLOCATION	23	022115	10,000.00	23	221260-00000	23	221150-00000	Y	
		** Increase in SL Allocation **			10,000.00						
23	221190-00000	LIBRARY ACCESS FEE									
		COD LIBRARY UAF ALLOCATION	23	022119	137,000.00	23	221310-00000	23	221190-00000	Y	
		** Increase in SL Allocation **			137,000.00						
23	221220-00000	STUDENT SVC-STUDENT COUNCIL									
		COD STUDENT COUNCIL ALLOCATION	23	022122	61,000.00	23	221310-00000	23	221220-00000	Y	
		** Increase in SL Allocation **			61,000.00						
23	221230-00000	STUDENT SVC FEE-YEAR BOOK									
		COD YEAR BOOK ALLOCATION	23	022123	31,500.00	23	221310-00000	23	221230-00000	Y	
		** Increase in SL Allocation **			31,500.00						
23	221250-18008	INFECTION CONTROL - PPE									
		FY19 BUDGET ALLOCATION	23	022125	20,000.00	23	221260-00000	23	221250-18008	Y	
		FY19 BUDGET ALLOCATION	23	022125	108,068.00	23	221260-00000	23	221250-18008	Y	
		** Increase in SL Allocation **			128,068.00						
23	221260-00000	COD-INSTRUCTIONAL ENHANCEMENT FE									
		FY19 BUDGET ALLOCATION	23	022126	108,068.00-	23	221260-00000	23	221250-18008	Y	
		FY19 BUDGET ALLOCATION	23	022126	4,676.00-	23	221260-00000	23	221290-00000	Y	
		FY19 BUDGET ALLOCATION	23	022126	5,600.00-	23	221260-00000	23	221285-00000	Y	
		FY19 BUDGET ALLOCATION	23	022126	18,366.00-	23	221260-00000	23	221280-00000	Y	
		FY19 BUDGET ALLOCATION	23	022126	9,992.00-	23	221260-00000	23	221275-00000	Y	

Printed on a Xerox 9700 Laser Printing System at the Computing Services Center / Texas A&M University

Form: URGB01 (02/05/85)

CC	Account	Transaction Description	Offset CC	Offset Account	Amount	Actual Entry From CC	Actual Entry From Account	Actual Entry To CC	Actual Entry To Account	Feed	Mand
23	221260-00000	COD-INSTRUCTIONAL ENHANCEMENT FE									
		FY19 BUDGET ALLOCATION	23	022126	34,087.00-	23	221260-00000	23	221265-00000	Y	
		FY19 BUDGET ALLOCATION	23	022126	20,000.00-	23	221260-00000	23	221250-18008	Y	
		FY19 BUDGET ALLOCATION	23	022126	10,000.00-	23	221260-00000	23	221150-00000	Y	
		FY19 BUDGET ALLOCATION	23	022126	5,211.00-	23	221260-00000	23	221270-00000	Y	
		FY19 BUDGET ALLOCATION	23	022126	134,000.00-	23	221260-00000	23	221050-00000	Y	
		FY19 BUDGET ALLOCATION	23	022126	47,000.00-	23	221260-00000	23	221057-00000	Y	
		FY19 BUDGET ALLOCATION	23	022126	96,049.00-	23	221260-00000	23	221058-00000	Y	
		FY19 BUDGET ALLOCATION	23	022126	6,000.00-	23	221260-00000	23	221055-00000	Y	
		FY19 BUDGET ALLOCATION	23	022126	2,000.00-	23	221260-00000	23	221059-00000	Y	
		** Decrease in SL Allocation **			501,049.00-						
23	221265-00000	INSTRUCTIONAL ENHANCEMENT-LIBRAR									
		FY19 BUDGET ALLOCATION	23	022126	34,087.00	23	221260-00000	23	221265-00000	Y	
		** Increase in SL Allocation **			34,087.00						
23	221270-00000	INSTRUCTIONAL ENHANCEMENT-ACAD A									
		FY19 BUDGET ALLOCATION	23	022126	5,211.00	23	221260-00000	23	221270-00000	Y	
		** Increase in SL Allocation **			5,211.00						
23	221275-00000	INSTRUCTIONAL ENHANCEMENT-RGS									
		FY19 BUDGET ALLOCATION	23	022126	9,992.00	23	221260-00000	23	221275-00000	Y	
		** Increase in SL Allocation **			9,992.00						
23	221280-00000	INSTRUCTIONAL ENHANCEMENT-MEDIA									
		FY19 BUDGET ALLOCATION	23	022126	18,366.00	23	221260-00000	23	221280-00000	Y	
		** Increase in SL Allocation **			18,366.00						
23	221285-00000	INSTRUCTIONAL ENH-CLASSROOM SUPP									
		FY19 BUDGET ALLOCATION	23	022126	5,600.00	23	221260-00000	23	221285-00000	Y	
		** Increase in SL Allocation **			5,600.00						
23	221290-00000	INSTRUCTIONAL ENH-STUDENT AFFAIR									
		FY19 BUDGET ALLOCATION	23	022126	4,676.00	23	221260-00000	23	221290-00000	Y	
		** Increase in SL Allocation **			4,676.00						
23	221310-00000	UAF-UNIVERSITY ADVANCEMENT FEE									
		COD YEAR BOOK ALLOCATION	23	022131	31,500.00-	23	221310-00000	23	221230-00000	Y	
		CON UAF ALLOCATION	23	022131	17,000.00-	23	221310-00000	23	220790-00000	Y	
		COD LIBRARY UAF ALLOCATION	23	022131	137,000.00-	23	221310-00000	23	221190-00000	Y	
		OIT ALLOCATION	23	022131	1,790,000.00-	23	221310-00000	23	220870-00000	Y	
		OIT ALLOCATION	23	022131	910,000.00-	23	221310-00000	23	220880-00000	Y	
		COM UAF ALLOCATION	23	022131	170,000.00-	23	221310-00000	23	220460-00000	Y	
		COD STUDENT COUNCIL ALLOCATION	23	022131	61,000.00-	23	221310-00000	23	221220-00000	Y	
		SPH UAF ALLOCATION	23	022131	10,000.00-	23	221310-00000	23	220290-00000	Y	
		** Decrease in SL Allocation **			3,126,500.00-						

Printed on a Xerox 9700 Laser Printing System at the Computing Services Center / Texas A&M University

Form: URGB01 (02/05/85)

CC	Account	Transaction Description	--- Offset --- CC	Account	Amount	-------- Actual Entry --------- ---- From ----- CC	Account	----- To ------ CC	Account	Feed	Mand
23	230000-00000	TOBACCO-HSC ENDOWMENT									
		COD ALLOCATION	23	023000	1,400,000.00-	23	230000-00000	23	233000-00000	Y	
		** Decrease in SL Allocation **			1,400,000.00-						
23	230010-00000	TOBACCO-PERMANENT HEALTH FUND									
		RESEARCH SVS CONTRACT	23	023001	800,000.00-	23	230010-00000	23	230400-00000	Y	
		COD ALLOCATION	23	023001	100,000.00-	23	230010-00000	23	233000-00000	Y	
		SPH ALLOCATION	23	023001	389,193.00-	23	230010-00000	23	236050-00000	Y	
		** Decrease in SL Allocation **			1,289,193.00-						
23	230400-00000	TOBACCO - RESEARCH ADMINISTRATIO									
		RESEARCH SVS CONTRACT	23	023010	800,000.00	23	230010-00000	23	230400-00000	Y	
		** Increase in SL Allocation **			800,000.00						
23	230800-00000	TOBACCO-REAPPROPRIATED BALANCES									
		COD TOB/GR FUND SWAP	23	023080	500,000.00	23	233000-00000	23	230800-00000	Y	
		** Increase in SL Allocation **			500,000.00						
23	233000-00000	TOBACCO-COD									
		FY19 BUDGET ALLOCATION	23	023300	313,893.00-	23	233000-00000	23	233010-00000	Y	
		FY19 BUDGET ALLOCATION	23	023300	246,318.00-	23	233000-00000	23	233030-00000	Y	
		FY19 BUDGET ALLOCATION	23	023300	3,500.00-	23	233000-00000	23	233080-00000	Y	
		FY19 BUDGET ALLOCATION	23	023300	453.00-	23	233000-00000	23	233100-00000	Y	
		FY19 BUDGET ALLOCATION	23	023300	90,531.00-	23	233000-00000	23	233060-00000	Y	
		FY19 BUDGET ALLOCATION	23	023300	65,989.00-	23	233000-00000	23	233050-00000	Y	
		FY19 BUDGET ALLOCATION	23	023300	197,349.00-	23	233000-00000	23	233040-00000	Y	
		COD TOB/GR FUND SWAP	23	023300	500,000.00-	23	233000-00000	23	230800-00000	Y	
		COD ALLOCATION	23	023300	100,000.00	23	230010-00000	23	233000-00000	Y	
		FY19 BUDGET ALLOCATION	23	023300	76,330.00-	23	233000-00000	23	233020-00000	Y	
		COD ALLOCATION	23	023300	1,400,000.00	23	230000-00000	23	233000-00000	Y	
		** Increase in SL Allocation **			5,637.00						
23	233010-00000	TOBACCO-CLINICAL AFFAIRS									
		FY19 BUDGET ALLOCATION	23	023300	313,893.00	23	233000-00000	23	233010-00000	Y	
		** Increase in SL Allocation **			313,893.00						
23	233020-00000	TOBACCO-LIBRARY									
		FY19 BUDGET ALLOCATION	23	023300	76,330.00	23	233000-00000	23	233020-00000	Y	
		** Increase in SL Allocation **			76,330.00						
23	233030-00000	TOBACCO-GENERAL DENTISTRY DEPT									
		FY19 BUDGET ALLOCATION	23	023300	246,318.00	23	233000-00000	23	233030-00000	Y	
		** Increase in SL Allocation **			246,318.00						
23	233040-00000	TOBACCO-ORAL SURGERY DEPT									
		FY19 BUDGET ALLOCATION	23	023300	197,349.00	23	233000-00000	23	233040-00000	Y	
		** Increase in SL Allocation **			197,349.00						

Printed on a Xerox 9700 Laser Printing System at the Computing Services Center / Texas A&M University

Form: URGB01 (02/05/85)

CC	Account	Transaction Description	Offset CC	Offset Account	Amount	Actual Entry From CC	Actual Entry From Account	Actual Entry To CC	Actual Entry To Account	Feed	Mand
23	233050-00000	TOBACCO-RESTORATIVE DEPT									
		FY19 BUDGET ALLOCATION	23	023300	65,989.00	23	233000-00000	23	233050-00000	Y	
		** Increase in SL Allocation **			65,989.00						
23	233060-00000	TOBACCO-PERIODONTICS CLINIC									
		FY19 BUDGET ALLOCATION	23	023300	90,531.00	23	233000-00000	23	233060-00000	Y	
		** Increase in SL Allocation **			90,531.00						
23	233080-00000	TOBACCO-PERIODONTICS CLINIC RESE									
		FY19 BUDGET ALLOCATION	23	023300	3,500.00	23	233000-00000	23	233080-00000	Y	
		** Increase in SL Allocation **			3,500.00						
23	233100-00000	TOBACCO-FINANCIAL SERVICES									
		FY19 BUDGET ALLOCATION	23	023300	453.00	23	233000-00000	23	233100-00000	Y	
		** Increase in SL Allocation **			453.00						
23	236050-00000	TOBACCO-SPH									
		SPH ALLOCATION	23	023600	389,193.00	23	230010-00000	23	236050-00000	Y	
		** Increase in SL Allocation **			389,193.00						
23	244040-00000	RESEARCH DEVELOPMENT-COM									
		COM DEBT SERVICE	23	024400	147,984.00-	23	244040-00000	23	244481-00000	Y	
		** Decrease in SL Allocation **			147,984.00-						
23	244442-00000	SRS ASSESSMENT - OVER/SHORT									
		SRS ASSESSMENT	23	024440	1,520,633.00	23	244484-00000	23	244442-00000	Y	
		** Increase in SL Allocation **			1,520,633.00						
23	244443-00000	RESEARCH OFC-RESEARCH PROGRAMS									
		RESEARCH SVS CONTRACT	23	024440	500,000.00	23	244484-00000	23	244443-00000	Y	
		** Increase in SL Allocation **			500,000.00						
23	244481-00000	DEBT SERVICE HOLDING ACCOUNT									
		COD BLDG DEBT SERVICE-CENTRAL	23	024440	375,000.00-	23	244481-00000	23	024440	Y	
		COD NEW BLDG DEBT SERVICE	23	024440	750,000.00-	23	244481-00000	23	024440	Y	
		COD DEBT SERVICE	23	024440	110,114.00-	23	244481-00000	23	024440	Y	
		MREB DEBT SERVICE-CENTRAL	23	024440	243,425.00-	23	244481-00000	23	024440	Y	
		COM DEBT SERVICE	23	024440	147,984.00-	23	244481-00000	23	024440	Y	
		IBT DEBT SERVICE-CENTRAL	23	024440	99,976.00-	23	244481-00000	23	024440	Y	
		COM DEBT SERVICE	23	024440	147,984.00	23	244040-00000	23	244481-00000	Y	
		MREBII DEBT SERVICE-CENTRAL	23	024440	354,000.00-	23	244481-00000	23	024440	Y	
		COD DEBT SERVICE	23	024440	110,114.00	23	211150-00000	23	244481-00000	Y	
		COD NEW BLDG DEBT SERVICE	23	024440	750,000.00	23	211150-00000	23	244481-00000	Y	
		MREB DEBT SERVICE-CENTRAL	23	024440	243,425.00	23	200000-00000	23	244481-00000	Y	
		COD BLDG DEBT SERVICE-CENTRAL	23	024440	375,000.00	23	200000-00000	23	244481-00000	Y	
		MREBII DEBT SERVICE-CENTRAL	23	024440	354,000.00	23	200000-00000	23	244481-00000	Y	
		IBT DEBT SERVICE-CENTRAL	23	024440	99,976.00	23	200000-00000	23	244481-00000	Y	
		** Decrease in SL Allocation **			0.00						

Printed on a Xerox 9700 Laser Printing System at the Computing Services Center / Texas A&M University

Form: URGB01 (02/05/85)

CC	Account	Transaction Description	Offset CC	Offset Account	Amount	Actual Entry From CC	Actual Entry From Account	Actual Entry To CC	Actual Entry To Account	Feed	Mand
23	244483-00000	MAESTRO ASSESSMENTS									
		MAESTRO ASSESSMENT	23	024440	216,688.00	23	244484-00000	23	244483-00000	Y	
		** Increase in SL Allocation **			216,688.00						
23	244484-00000	IDC ADMIN DISTRIBUTION									
		SRS ASSESSMENT	23	024440	1,520,633.00-	23	244484-00000	23	244442-00000	Y	
		RESEARCH SVS CONTRACT	23	024440	500,000.00-	23	244484-00000	23	244443-00000	Y	
		MAESTRO ASSESSMENT	23	024440	216,688.00-	23	244484-00000	23	244483-00000	Y	
		** Decrease in SL Allocation **			2,237,321.00-						
23	290015-00000	AUF - BYINGTON STARTUP									
		ADDT'L COM ALLOCATION	23	029000	14,192,000.00-	23	290015-00000	23	290035-00000	N	
		ADDT'L ADMIN ALLOCATION	23	029000	2,400,000.00-	23	290015-00000	23	290036-00000	N	
		FY17/18/19 STARTUP FROM TAMU	23	029000	42,000,000.00	23	029000	23	290015-00000	Y	
		FY19 BYINGTON STARTUP FRM TAMU	23	029000	10,000,000.00	23	029000	23	290015-00000	Y	
		FRM SYSTEM-CRI PMT 1 OF 5	23	029000	2,000,000.00	23	029000	23	290015-00000	Y	
		** Increase in SL Allocation **			37,408,000.00						
23	290035-00000	AUF-COM BUDGET ONLY									
		ADDT'L COM ALLOCATION	23	029000	14,192,000.00	23	290015-00000	23	290035-00000	N	
		** Increase in SL Allocation **			14,192,000.00						
23	290036-00000	AUF-HSC BUDGET ONLY									
		ADDT'L ADMIN ALLOCATION	23	029000	2,400,000.00	23	290015-00000	23	290036-00000	N	
		** Increase in SL Allocation **			2,400,000.00						
23	576010-00000	BOHF-INCOME STATEMENT									
		FY19 BUDGET ALLOCATION	23	057000	2,000.00-	23	576010-00000	23	576080-00000	Y	
		FY19 BUDGET ALLOCATION	23	057000	85,000.00-	23	576010-00000	23	576120-00000	Y	
		FY19 BUDGET ALLOCATION	23	057000	7,000.00-	23	576010-00000	23	576350-00000	Y	
		FY19 BUDGET ALLOCATION	23	057000	92,497.00-	23	576010-00000	23	576300-00000	Y	
		FY19 BUDGET ALLOCATION	23	057000	28,000.00-	23	576010-00000	23	576330-00000	Y	
		FY19 BUDGET ALLOCATION	23	057000	18,000.00-	23	576010-00000	23	576280-00000	Y	
		FY19 BUDGET ALLOCATION	23	057000	5,000.00-	23	576010-00000	23	576340-00000	Y	
		FY19 BUDGET ALLOCATION	23	057000	50,000.00-	23	576010-00000	23	576115-00000	Y	
		FY19 BUDGET ALLOCATION	23	057000	5,000.00-	23	576010-00000	23	576355-00000	Y	
		FY19 BUDGET ALLOCATION	23	057000	12,500.00-	23	576010-00000	23	576310-00000	Y	
		FY19 BUDGET ALLOCATION	23	057000	4,000.00-	23	576010-00000	23	576320-00000	Y	
		FY19 BUDGET ALLOCATION	23	057000	2,000.00-	23	576010-00000	23	576085-00000	Y	
		FY19 BUDGET ALLOCATION	23	057000	1,000.00-	23	576010-00000	23	576580-00000	Y	
		FY19 BUDGET ALLOCATION	23	057000	35,000.00-	23	576010-00000	23	576670-00000	Y	
		FY19 BUDGET ALLOCATION	23	057000	185,000.00-	23	576010-00000	23	576740-00000	Y	
		FY19 BUDGET ALLOCATION	23	057000	4,000.00-	23	576010-00000	23	576610-00000	Y	
		FY19 BUDGET ALLOCATION	23	057000	20,000.00-	23	576010-00000	23	576600-00000	Y	
		FY19 BUDGET ALLOCATION	23	057000	2,000.00-	23	576010-00000	23	576620-00000	Y	
		FY19 BUDGET ALLOCATION	23	057000	30,149.00-	23	576010-00000	23	576050-00000	Y	
		FY19 BUDGET ALLOCATION	23	057000	7,500.00-	23	576010-00000	23	576390-00000	Y	

Printed on a Xerox 9700 Laser Printing System at the Computing Services Center / Texas A&M University

Form: URGB01 (02/05/85)

CC	Account	Transaction Description	--- Offset --- CC	Account	Amount	-------- Actual Entry --------- ---- From ----- CC	Account	----- To ------ CC	Account	Feed	Mand
23	576010-00000	BOHF-INCOME STATEMENT									
		FY19 BUDGET ALLOCATION	23	057000	10,000.00-	23	576010-00000	23	576540-00000	Y	
		FY19 BUDGET ALLOCATION	23	057000	10,000.00-	23	576010-00000	23	576400-00000	Y	
		FY19 BUDGET ALLOCATION	23	057000	5,000.00-	23	576010-00000	23	576530-00000	Y	
		FY19 BUDGET ALLOCATION	23	057000	149,960.00-	23	576010-00000	23	576360-00000	Y	
		FY19 BUDGET ALLOCATION	23	057000	15,000.00-	23	576010-00000	23	576570-00000	Y	
		FY19 BUDGET ALLOCATION	23	057000	250,000.00-	23	576010-00000	23	576500-00000	Y	
		FY19 BUDGET ALLOCATION	23	057000	43,105.00-	23	576010-00000	23	576365-00000	Y	
		FY19 BUDGET ALLOCATION	23	057000	60,500.00-	23	576010-00000	23	576560-00000	Y	
		FY19 BUDGET ALLOCATION	23	057000	5,000.00-	23	576010-00000	23	576490-00000	Y	
		FY19 BUDGET ALLOCATION	23	057000	10,000.00-	23	576010-00000	23	576510-00000	Y	
		FY19 BUDGET ALLOCATION	23	057000	351,789.00-	23	576010-00000	23	576040-00000	Y	
		FY19 BUDGET ALLOCATION	23	057000	39,000.00-	23	576010-00000	23	576020-00000	Y	
		** Decrease in SL Allocation **			1,545,000.00-						
23	576020-00000	UNALLOCATED-BOHF									
		FY19 BUDGET ALLOCATION	23	057000	39,000.00	23	576010-00000	23	576020-00000	Y	
		** Increase in SL Allocation **			39,000.00						
23	576040-00000	BOHF-ACADEMIC SUPPORT									
		FY19 BUDGET ALLOCATION	23	057000	351,789.00	23	576010-00000	23	576040-00000	Y	
		** Increase in SL Allocation **			351,789.00						
23	576050-00000	BOHF-ACADEMIC AFFAIRS									
		FY19 BUDGET ALLOCATION	23	057000	30,149.00	23	576010-00000	23	576050-00000	Y	
		** Increase in SL Allocation **			30,149.00						
23	576080-00000	BOHF-ADMISSIONS AND RECRUITMENT									
		FY19 BUDGET ALLOCATION	23	057000	2,000.00	23	576010-00000	23	576080-00000	Y	
		** Increase in SL Allocation **			2,000.00						
23	576085-00000	BOHF-STUDENT AFFAIRS									
		FY19 BUDGET ALLOCATION	23	057000	2,000.00	23	576010-00000	23	576085-00000	Y	
		** Increase in SL Allocation **			2,000.00						
23	576115-00000	BOHF-RESEARCH PROJECTS									
		FY19 BUDGET ALLOCATION	23	057000	50,000.00	23	576010-00000	23	576115-00000	Y	
		** Increase in SL Allocation **			50,000.00						
23	576120-00000	BOHF-BIOMEDICAL SCIENCE									
		FY19 BUDGET ALLOCATION	23	057000	85,000.00	23	576010-00000	23	576120-00000	Y	
		** Increase in SL Allocation **			85,000.00						
23	576280-00000	BOHF-COMMENCEMENT									
		FY19 BUDGET ALLOCATION	23	057000	18,000.00	23	576010-00000	23	576280-00000	Y	
		** Increase in SL Allocation **			18,000.00						

Printed on a Xerox 9700 Laser Printing System at the Computing Services Center / Texas A&M University

Form: URGB01 (02/05/85)

CC	Account	Transaction Description	Offset CC	Offset Account	Amount	Actual Entry From CC	Actual Entry From Account	Actual Entry To CC	Actual Entry To Account	Feed	Mand
23	576300-00000	BOHF-OFFICE OF THE DEAN									
		FY19 BUDGET ALLOCATION	23	057000	92,497.00	23	576010-00000	23	576300-00000	Y	
		** Increase in SL Allocation **			92,497.00						
23	576310-00000	BOHF-DENTAL HYGIENE									
		FY19 BUDGET ALLOCATION	23	057000	12,500.00	23	576010-00000	23	576310-00000	Y	
		** Increase in SL Allocation **			12,500.00						
23	576320-00000	BOHF-DENTAL JOURNAL									
		FY19 BUDGET ALLOCATION	23	057000	4,000.00	23	576010-00000	23	576320-00000	Y	
		** Increase in SL Allocation **			4,000.00						
23	576330-00000	BOHF-DIAGNOSTIC SCIENCES									
		FY19 BUDGET ALLOCATION	23	057000	28,000.00	23	576010-00000	23	576330-00000	Y	
		** Increase in SL Allocation **			28,000.00						
23	576340-00000	BOHF-ASSOCIATE DEAN FOR FINANCE									
		FY19 BUDGET ALLOCATION	23	057000	5,000.00	23	576010-00000	23	576340-00000	Y	
		** Increase in SL Allocation **			5,000.00						
23	576350-00000	BOHF-GENERAL DENTISTRY									
		FY19 BUDGET ALLOCATION	23	057000	7,000.00	23	576010-00000	23	576350-00000	Y	
		** Increase in SL Allocation **			7,000.00						
23	576355-00000	BOHF-CLINIC AEGD									
		FY19 BUDGET ALLOCATION	23	057000	5,000.00	23	576010-00000	23	576355-00000	Y	
		** Increase in SL Allocation **			5,000.00						
23	576360-00000	BOHF-GENERAL INSTITUTIONAL									
		FY19 BUDGET ALLOCATION	23	057000	149,960.00	23	576010-00000	23	576360-00000	Y	
		** Increase in SL Allocation **			149,960.00						
23	576365-00000	BOHF-EXCESS ORP SALARIES									
		FY19 BUDGET ALLOCATION	23	057000	43,105.00	23	576010-00000	23	576365-00000	Y	
		** Increase in SL Allocation **			43,105.00						
23	576390-00000	BOHF-GRADUATE PGM OPS									
		FY19 BUDGET ALLOCATION	23	057000	7,500.00	23	576010-00000	23	576390-00000	Y	
		** Increase in SL Allocation **			7,500.00						
23	576400-00000	BOHF-RESEARCH STTP									
		FY19 BUDGET ALLOCATION	23	057000	10,000.00	23	576010-00000	23	576400-00000	Y	
		** Increase in SL Allocation **			10,000.00						
23	576490-00000	BOHF-COMMUNITY OUTREACH SERVICES									
		FY19 BUDGET ALLOCATION	23	057000	5,000.00	23	576010-00000	23	576490-00000	Y	
		** Increase in SL Allocation **			5,000.00						

Printed on a Xerox 9700 Laser Printing System at the Computing Services Center / Texas A&M University

Form: URGB01 (02/05/85)

CC	Account	Transaction Description	--- Offset --- CC	Account	Amount	-------- Actual Entry --------- ---- From ----- CC	Account	----- To ------ CC	Account	Feed	Mand
23	576500-00000	BOHF-ORAL SURGERY									
		FY19 BUDGET ALLOCATION	23	057000	250,000.00	23	576010-00000	23	576500-00000	Y	
		** Increase in SL Allocation **			250,000.00						
23	576510-00000	BOHF-ORTHODONTICS									
		FY19 BUDGET ALLOCATION	23	057000	10,000.00	23	576010-00000	23	576510-00000	Y	
		** Increase in SL Allocation **			10,000.00						
23	576530-00000	BOHF-PEDIATRIC DENTISTRY									
		FY19 BUDGET ALLOCATION	23	057000	5,000.00	23	576010-00000	23	576530-00000	Y	
		** Increase in SL Allocation **			5,000.00						
23	576540-00000	BOHF-PERIODONTICS									
		FY19 BUDGET ALLOCATION	23	057000	10,000.00	23	576010-00000	23	576540-00000	Y	
		** Increase in SL Allocation **			10,000.00						
23	576560-00000	BOHF-COMMUNICATIONS & DEVELOPMEN									
		FY19 BUDGET ALLOCATION	23	057000	60,500.00	23	576010-00000	23	576560-00000	Y	
		** Increase in SL Allocation **			60,500.00						
23	576570-00000	BOHF-PUBLIC HEALTH SCIENCE									
		FY19 BUDGET ALLOCATION	23	057000	15,000.00	23	576010-00000	23	576570-00000	Y	
		** Increase in SL Allocation **			15,000.00						
23	576580-00000	BOHF-PURCHASING									
		FY19 BUDGET ALLOCATION	23	057000	1,000.00	23	576010-00000	23	576580-00000	Y	
		** Increase in SL Allocation **			1,000.00						
23	576600-00000	BOHF-RESTORATIVE SCIENCE									
		FY19 BUDGET ALLOCATION	23	057000	20,000.00	23	576010-00000	23	576600-00000	Y	
		** Increase in SL Allocation **			20,000.00						
23	576610-00000	BOHF-ENDODONTICS									
		FY19 BUDGET ALLOCATION	23	057000	4,000.00	23	576010-00000	23	576610-00000	Y	
		** Increase in SL Allocation **			4,000.00						
23	576620-00000	BOHF-GRADUATE PROSTHODONTICS									
		FY19 BUDGET ALLOCATION	23	057000	2,000.00	23	576010-00000	23	576620-00000	Y	
		** Increase in SL Allocation **			2,000.00						
23	576670-00000	BOHF-STUDENT AFFAIRS									
		FY19 BUDGET ALLOCATION	23	057000	35,000.00	23	576010-00000	23	576670-00000	Y	
		** Increase in SL Allocation **			35,000.00						
23	576740-00000	BOHF-ACADEMIC SCHOLARSHIPS									
		FY19 BUDGET ALLOCATION	23	057000	185,000.00	23	576010-00000	23	576740-00000	Y	
		** Increase in SL Allocation **			185,000.00						

Printed on a Xerox 9700 Laser Printing System at the Computing Services Center / Texas A&M University

CC	Account	Transaction Description	Offset CC	Offset Account	Amount	Actual Entry From CC	Actual Entry From Account	Actual Entry To CC	Actual Entry To Account	Feed	Mand
23	692000-00000	AUTOMATED AFR ADJUSTMENTS									
		TUITION DISCOUNTING	23	069200	1,327,429.00-	23	692000-00000	23	101010-00000	Y	
		TUITION DISCOUNTING	23	069200	165,844.00	23	122100-00000	23	692000-00000	Y	
		** Decrease in SL Allocation **			1,161,585.00-						

Form: URGB01 (02/05/85)
Printed on a Xerox 9700 Laser Printing System at the Computing Services Center / Texas A&M University

Form: URGB01 (02/05/85)

CC	Account	Transaction Description	--- Offset --- CC	Account	Amount	-------- Actual Entry --------- ---- From ----- CC	Account	----- To ------ CC	Account	Feed	Mand

****
* *
* BLANK PAGE *
* *
****

Printed on a Xerox 9700 Laser Printing System at the Computing Services Center / Texas A&M University

Form: URGB01 (02/05/85)

Account	Name	Section	Page
100000-00000	HSC APPROPRIATIONS	2	1
100001-00000	BENEFITS PAID BY THE STATE	2	1
100002-00000	DUE FROM ERS - HSC	2	1
101000-00000	MED-RES-STATE MIN TUITION	2	1
101010-00000	MED-TUITION & WAIVERS	2	1
101110-00000	MED-RES TUITION (BAT)	2	1
101999-00000	AFR/BUDGET - TUITION	2	1
105010-00000	CLINIC-DENTAL HYGIENE	2	1
105020-00000	CLINIC-DIAGNOSTIC SCIENCES	2	2
105030-00000	CLINIC-ENDODONTICS	2	2
105040-00000	CLINIC-ENDODONTICS-GRADUATE	2	2
105050-00000	CLINIC-GENERAL DENTISTRY	2	2
105060-00000	CLINIC-GENERAL DENTISTRY-GRADUATE	2	2
105070-00000	CLINIC-GRADUATE IMPLANT TRAINING	2	2
105080-00000	CLINIC-OPERATIVE	2	2
105090-00000	CLINIC-ORAL SURGERY	2	2
105100-00000	CLINIC-ORAL SURGERY-GRADUATE	2	2
105110-00000	CLINIC-ORTHODONTICS-GRADUATE	2	2
105130-00000	CLINIC-PEDIATRIC DENTISTRY	2	3
105140-00000	CLINIC-PEDIATRIC DENTISTRY-GRADUATE	2	3
105150-00000	CLINIC-PERIODONTICS	2	3
105160-00000	CLINIC-PERIODONTICS-GRADUATE	2	3
105170-00000	CLINIC-PROSTHODONTICS-FIXED	2	3
105180-00000	CLINIC-PROSTHODONTICS-GRADUATE	2	3
105190-00000	CLINIC-PROSTHODONTICS-REMOV	2	3
105200-00000	CLINIC-STOMATOLOGY	2	3
105210-00000	CLINIC-REGISTRATION	2	3
105230-00000	CLINIC INCOME-GENERAL	2	3
107010-00000	INVESTMENT EARNINGS - FD 0289	2	4
107011-00000	INTEREST INCOME	2	4
116100-00000	AFR/BUDGET ONLY - FUNCTION 10	2	4
119800-00000	SALARY SAVINGS-ACADEMIC SUPPORT	2	4
120001-00000	TAMU - LIBRARY CONTRACT	2	4
120002-00000	TAMU - RESEARCH SERVICES CONTRACT	2	4
120003-00000	TAMU - BUSINESS SERVICES CONTRACT	2	4
120004-00000	TAMU - SHARED SERVICES CONTRACT	2	4
120010-00000	LIBRARY	2	5
121400-00000	SPH - DIFFERENTIAL TUITION (BAT)	2	5
121400-26240	PHEO DIFFERENTIAL TUITION	2	5
121400-26260	PHPM -DIFFERENTIAL TUITION	2	5
121400-26270	HPCHS - DIFFERENTIAL TUITION	2	5
121500-00000	COP - DIFFERENTIAL TUITION (BAT)	2	5
121500-03500	COP - DIFFERENTIAL TUITION (BAT)	2	5
121500-03540	COP - DIFFERENTIAL TUITION (BAT)	2	6
121500-35502	LU START-UP FUNDS, COP	2	6
121500-35504	CHOUDHURY START-UP FUNDS	2	6
121500-35550	HAMOUDA START-UP FUNDS	2	6
121500-35551	ZHU START-UP FUNDS	2	6
121500-35553	PALAKURTHI ADDITIONAL FUNDS FY14	2	6
121500-35554	BUSTAMANTE START-UP FUNDS	2	6
121500-35555	KIM START-UP FUNDS	2	6

Printed on a Xerox 9700 Laser Printing System at the Computing Services Center / Texas A&M University

Form: URGB01 (02/05/85)

Account	Name	Section	Page
121500-35557	ZHONG START-UP FUNDS	2	6
121500-35561	RAHMAN START-UP FUNDS	2	7
121500-35562	ELMAGEED START-UP FUNDS	2	7
121500-35563	HERNANDEZ START-UP FUNDS	2	7
121600-00000	COD - DIFFERENTIAL TUITION (BAT)	2	7
121610-00000	DIFF TUITION-MEDIA	2	7
121630-00000	DIFF TUITION-RESTORATIVE DEPT	2	7
121630-46593	CS-ZHAO-HSC #465931-00001	2	7
121635-00000	DIFF TUITION-RESTORATIVE CLINIC	2	7
121637-00000	START UP FUNDS ZHAO	2	7
121640-00000	DIFF TUITION-GENERAL DENT DEPT	2	8
121645-00000	DIFF TUITION-GENERAL DENT CLINIC	2	8
121655-00000	DIFF-TUIT-PUBLIC HEALTH	2	8
121660-00000	DIFF-TUITION-GRAD IMPLANT	2	8
121665-00000	DIFF-TUITION-GRAD IMPLANT CLINIC	2	8
121670-00000	DIFF-TUITION-OMS	2	8
121675-00000	DIFF-TUITION-OMR OPS	2	8
121680-00000	DIFF-TUITION-ORTHODONTICS	2	8
121685-00000	DIFF-TUITION-ENDODONTICS	2	8
121700-00000	CON - DIFFERENTIAL TUITION (BAT)	2	9
122100-00000	SCHOLARSHIP-WAIVERS & EXEMPTIONS	2	9
123000-00000	NEUROSCIENCE & EXPERIMENTAL THERAPE	2	9
123000-10000	WOMEN'S HEALTH IN NEUROSCIENCE	2	9
123000-20015	SOHRABJI PPG	2	9
123000-62675	CS REDDY TAMSRS 462675	2	9
123000-66051	CS - MIRANDA 23-466051	2	9
123000-66141	CS - MIRANDA - TAMSRS 466141	2	9
123000-66881	CS - REDDY TAMSRS 466881	2	9
123000-68201	CS - SOHRABJI TAMSRS 468201	2	10
123000-68291	CS REDDY TAMSRS 468291	2	10
123001-80000	START UP - SMITH	2	10
123001-90000	START UP - SRINIVASAN	2	10
123002-00004	REVERSION FUND - GRIFFITH	2	10
123002-00011	SALARY REVERSION - REDDY	2	10
123002-12000	SALARY REVERSION - SHAPIRO	2	10
123002-29226	REVERSION FUND-SOHRABJI	2	10
123025-00000	MOLECULAR & CELLULAR MEDICINE	2	10
123025-60602	CS-AMREIN-SRS#460602	2	11
123025-61187	CS-PROCKOP-SRS 461187	2	11
123025-63661	CS-THREADGILL-SRS#463661	2	11
123025-64571	CS-OBER-SRS #464571	2	11
123025-64774	CS-OBER-SRS#464774	2	11
123025-64883	CS-JI-SRS#464883	2	11
123025-64904	CS-WARD-SRS#464904	2	11
123025-65742	CS-OBER-SRS#65742	2	11
123025-66492	CS-SITCHERAN-SRS466492	2	11
123025-66592	CS- GREGORY-SRS 466592	2	11
123025-66831	CS-FUCHS YOUNG-SRS#466831	2	12
123025-66871	CS-SHETTY-SRS 466871	2	12
123025-67401	CS-THREADGILL-SRS#467401	2	12
123027-00000	WARD START-UP	2	12

Printed on a Xerox 9700 Laser Printing System at the Computing Services Center / Texas A&M University

Form: URGB01 (02/05/85)

Account	Name	Section	Page
123028-00000	KARPAC START UP FUNDS	2	12
123034-00000	AMREIN - SALARY SAVINGS	2	12
123035-00000	SITCHERAN - SALARY SAVINGS	2	12
123038-00000	OBER START-UP	2	12
123070-00000	HUMANITIES IN MEDICINE	2	12
123075-00000	MICROBIAL PATHOGENESIS & IMMUNOLOGY	2	13
123075-63281	CS-CIRILLO-HSC#463281	2	13
123075-64961	CS-SKARE-HSC#464961	2	13
123075-65742	CS-WARD-HSC#465742	2	13
123075-66001	CS-SKARE-HSC#466001	2	13
123075-66111	CS-LEIBOWITZ-HSC#466111	2	13
123075-66261	CS-DEFIGUEIREDO-HSC#466261	2	13
123075-66741	CS-CANNON-HSC#466741	2	13
123075-67451	CS-SKARE-HSC#467451	2	13
123076-00000	KOBAYASHI START-UP - STATE	2	14
123081-00000	SKARE - RELEASE SALARY	2	14
123088-00000	HYDE - RELEASE SALARY	2	14
123090-00000	WATSON START-UP - STATE	2	14
123091-00000	START UP - HYDE	2	14
123092-00000	START UP - WEST	2	14
123094-00000	START UP - CANNON	2	14
123150-00000	MEDICAL PHYSIOLOGY	2	14
123150-00001	MPHY GRADUATE STUDENT SCHOLARSHIPS	2	14
123150-46393	ZAWIEJA - SRS ACCOUNT 463933	2	15
123150-46685	CS-ROSAS, PAOLA SRS PROJECT 466851	2	15
123150-68211	CS-T0NG TO SRS 23-468211-00001	2	15
123175-00001	CTM - FAMILY MEDICINE	2	15
123175-00002	CTM - CENTRAL EXPENSES	2	15
123175-00003	CTM - BEHAVIORAL HEALTH	2	15
123175-00012	CTM - INTERNAL MEDICINE	2	15
123175-99999	CTM SALARIES (NON-TAMP)	2	15
123177-10000	ALPINI - SALARY SAVINGS	2	15
123177-20000	FRANCIS SALARY SAVINGS	2	16
123177-30000	DEMORROW SALARY SAVINGS	2	16
123177-40000	GLASER SALARY SAVINGS	2	16
123177-64891	CS - ALPINI 23-464891	2	16
123177-67371	CS - ALPINI TAMRF - 467371	2	16
123177-67861	CS - ALPINI TAMRF 467861	2	16
123215-00000	START-UP JIM SONG	2	16
124030-00000	DEPT OF BIOMEDICAL SCIENCE	2	16
124030-46399	CS-TAO -HSC#463991-00001	2	16
124030-64751	CS-GROPPE-SRS#464751-00001	2	17
124030-66291	CS-FENG- #466291-00001	2	17
124050-00000	DEPT OF DENTAL HYGIENE	2	17
124060-00000	DEPT OF DIAGNOSTIC SCIENCE	2	17
124070-00000	DEPT OF GENERAL DENTISTRY	2	17
124080-00000	DEPT OF ORAL SURGERY	2	17
124100-00000	DEPT OF ORTHODONTICS	2	17
124110-00000	DEPT OF PEDIATRIC DENTISTRY	2	17
124120-00000	DEPT OF PERIODONTICS	2	18
124130-00000	DEPT OF PUBLIC HEALTH SCIENCE	2	18

Printed on a Xerox 9700 Laser Printing System at the Computing Services Center / Texas A&M University

Form: URGB01 (02/05/85)

Account	Name	Section	Page
124130-46128	CS-LACY-HSC#461282-00001	2	18
124140-00000	DEPT OF RESTORATIVE SCIENCE	2	18
124150-00000	DEPT OF ENDODONTICS	2	18
124160-00000	INSTRUCTIONAL - GRAD PROSTH	2	18
124170-00000	DEAN'S DIRECT REPORTS - INSTRUCTION	2	18
124170-46752	CS-DIEKWISCH-RF#465721-00001	2	18
124170-50047	CS-JONES-99 # 500476-8	2	19
124170-65063	CS-JONES-SRS#465063	2	19
125400-00000	RESEARCH AND GRADUATE STUDIES-COM	2	19
126200-00000	SCHOOL OF PUBLIC HEALTH	2	19
126200-12000	SRPH PUBLIC HEALTH PRACTICE	2	19
126200-22000	SALARY, OFFICE OF RESEARCH	2	19
126200-26230	SPH-SOUTHTX I/O & SMALL CLASS	2	19
126200-42000	SPH - KASH HM SALARY REIMBURSEMENT	2	20
126200-42001	SPH - KASH HM STUDENT SAL REIMBURSE	2	20
126200-67010	COMMUNICATIONS SRPH	2	20
126220-00000	SPH-UNDERGRADUATE PROGRAMS	2	20
126220-26230	SOUTH TEXAS-MCALLEN	2	20
126230-00000	TAMHSC MCALLEN CAMPUS	2	20
126240-00000	ENVIRONMENTAL AND OCCUPATIONAL HLTH	2	20
126240-26230	SPH-SOUTH TX I/O & SMALL CLASS	2	21
126240-50121	CS - 450121 / N.JOHNSON	2	21
126240-61265	CS-SRPH NIOSH BENDEN 461265	2	21
126250-00000	EPIDEMIOLOGY & BIOSTATISTICS	2	21
126250-26230	SPH-SOUTH TX I/O & SMALL CLASS	2	21
126250-64036	NCI-NRSA-NUTRITION, BIOSTAT CS	2	21
126250-64723	CS-HRSA YR 3 / TAYLOR 23-464723	2	21
126250-67041	CS 467041 NIH CAREER T. GARCIA	2	21
126260-00000	HEALTH POLICY AND MANAGEMENT	2	21
126260-26266	GRADUATE ASSISTANT TRACKING PHPM	2	22
126260-60051	TECHNOLOGY DIRECTED ADVANCE-OHSFELD	2	22
126260-64582	CS 464582 BOLIN CRPIT COLON CANCER	2	22
126260-65781	CS 465781 CHW TRAINING BOLIN CPRIT	2	22
126260-66601	CS HRSA 466601 - BOLIN	2	22
126260-68131	CPRIT BCC CONT/EXP Y1- BOLIN	2	22
126270-00000	HLTH PROMOTION & COMMUNITY HLTH SCI	2	22
126270-26230	SPH-SOUTH TX I/O & SMALL CLASS	2	22
126270-58010	POPULATION HEALTH & AGING - ORY	2	23
126270-62401	CS-BVAAA EVIDENCE BASED, ORY 462401	2	23
127100-00000	PHARMACY - INSTRUCTION	2	23
127100-03500	OFFICE OF THE DEAN	2	23
127100-03510	STUDENT AFFAIRS	2	23
127100-03520	ACADEMIC AFFAIRS	2	23
127100-03530	FINANCE AND ADMINISTRATION	2	23
127100-03540	PHARMACEUTICAL SCIENCE	2	23
127100-03560	PHARMACEUTICAL RESEARCH FACILITY	2	24
127100-13500	OFFICE OF THE DEAN	2	24
127100-28017	PRF-PHARMACEUTICAL RESEARCH FACILIT	2	24
127500-00000	NURSING-INSTRUCTION	2	24
127500-67011	THECB GRANT - COST SHARE	2	24
127501-00000	GRADUATE NURSING	2	24

Printed on a Xerox 9700 Laser Printing System at the Computing Services Center / Texas A&M University

Form: URGB01 (02/05/85)

Account	Name	Section	Page
127502-00000	RN-BSN INSTRUCTION	2	24
127600-00000	CLINICAL LEARNING RESOURCE CENTER	2	24
128000-00000	INSTRUCTIONAL ADMINISTRATION	2	25
128002-00000	ASSOCIATE DEAN FOR TEMPLE - S&W	2	25
128003-00000	FINANCE AND ADMINISTRATION - COM	2	25
128004-00000	ACADEMIC AFFAIRS - COM	2	25
128010-00000	ADMINISTRATIVE STIPENDS - COM	2	25
128011-00000	BRYAN COLLEGE STATION CAMPUS ADMIN	2	25
128011-00001	BCS EDUCATION PRE CLERKSHIP	2	25
128013-00000	FACULTY AFFAIRS - COM	2	25
128016-00000	TEX VET SUPPORT FROM PRESIDENT	2	25
128018-00000	OME-FACULTY DEVELOPMENT AND IPE	2	26
128050-00000	OFFICE OF ACADEMIC TECHNOLOGY	2	26
128100-00000	ACADEMIC AFFAIRS	2	26
128100-61285	CS-LACY-HSC#461285	2	26
128105-00000	INSTRUCTIONAL SUPPORT	2	26
128110-00000	OFFICE OF THE DEAN	2	26
128115-00000	RGS OPERATING	2	26
128130-00000	BAYLOR BIOPSIES	2	26
128155-00000	PUBLIC HEALTH-INCENTIVE MERIT PROG	2	26
128165-00000	STUDENT DEVELOPMENT-INCENTIVE MERIT	2	27
128165-61286	CS-LACY-HSC#61286	2	27
128170-00000	BIOMEDICAL-INCENTIVE MERIT PROGRAM	2	27
128185-00000	HCOP MATCHING FUNDS	2	27
128194-00000	START UP FUNDS OUYANG	2	27
128305-00000	SPH-OFFICE OF SPECIAL PROJECTS	2	27
128400-00000	PHARMACY-ACADEMIC SUPPORT	2	27
128400-03500	OFFICE OF THE DEAN	2	27
128400-03510	STUDENT AFFAIRS	2	27
128400-03520	ACADEMIC AFFAIRS	2	28
128400-03530	FINANCE AND ADMINISTRATION	2	28
128400-03540	PHARMACEUTICAL SCIENCE	2	28
128400-13500	OFFICE OF THE DEAN	2	28
128500-00000	NURSING-ACADEMIC SUPPORT	2	28
130025-00000	OFFICE OF COM RESEARCH	2	28
130027-00000	WEHNER-WELCH CHAIR	2	28
130027-62012	CS-BANKAITIS-SRS#462012	2	28
130027-64781	COST SHARE-BANKAITIS SRS #464781	2	28
130029-00000	SALARY SAVINGS DR. VYTAS BANKAITIS	2	29
130050-00000	INSTITUTE OF OCULAR PHARMACOLOGY	2	29
130062-00000	RESEARCH & ACADEMIC SUPPORT	2	29
130062-00020	ENGINEERING MEDICINE	2	29
130062-91001	BUDGET E&G - INSTRUCTION	2	29
130066-05000	DOSTAL - SALARY SAVINGS	2	29
130067-00000	WOMEN'S HEALTH IN NEUROSCIENCE	2	29
130069-00000	DIVERSITY INITIATIVE - COM	2	29
130069-66691	CS-KRAFT 466691 AGGIE DOC INIT	2	30
130072-00000	BIOMEDICAL INFORMATICS-COM	2	30
130072-00001	START UP - WANG	2	30
130072-00003	START UP - IYENGAR	2	30
130072-00005	START UP - FLORES ARRANGO	2	30

Printed on a Xerox 9700 Laser Printing System at the Computing Services Center / Texas A&M University

Form: URGB01 (02/05/85)

Account	Name	Section	Page
130072-00006	DASHWOOD - BIOINFORMATICS PROGRAM	2	30
130076-00000	SHETTY LAB	2	30
130077-00000	GREGORY LAB	2	30
130078-00000	LIU LAB	2	30
132002-00000	IBT	2	31
132002-11000	IBT - CTHT INITIATIVE	2	31
132002-18000	GRAD PROGRAM-SALARIES/STIPENDS	2	31
132002-19001	TEMP SALARY SUPPORT FEN WANG	2	31
132002-28049	PAR STATE SWAP	2	31
132002-33333	IBT - FACULTY STIPENDS	2	31
132002-46367	CS-MAGNUS HOOK-OSRS 463671	2	31
132002-46377	CS-YUBIN ZHOU-OSRS 463771	2	31
132002-46437	CS-HUANG-SRS 464371	2	31
132002-63201	CS-D ZHANG-SRS 463201	2	32
132002-64603	CS DAVIES SRS 464603	2	32
132002-65013	CS - DAVIES SRS 465013	2	32
132002-65014	CS - DAVIES 465014	2	32
132002-65093	CS-DAVIES 465093	2	32
132002-65981	CS-Y HUANG-SRS 465981	2	32
132002-66311	CS-YUBIN ZHOU SRS 466311	2	32
132002-67121	CS-YUBIN ZHOU SRS 467121	2	32
132002-67131	CS-DAVIES SRS 467131	2	32
132002-67331	CS-DAVIES 467331	2	32
132002-67661	CS DASHWOOD SRS#467661	2	33
134034-00004	KOBAYASHI-CST*R	2	33
134034-00005	CHEN, Z. - CSTR PILOT FY16	2	33
134034-22017	CST*R - PRESCIENT - LEIBOWITZ	2	33
134034-32017	CST*R - PRESCIENT - DEFIGUEIREDO	2	33
136810-	THECB-GME PLANNING GRANT FY17-18	2	33
140010-00000	CLINICAL AFFAIRS	2	33
140030-00000	CLINIC-DIAGNOSTIC SCIENCE	2	33
140040-00000	CLINIC-GENERAL DENTISTRY	2	33
140045-00000	CLINIC-AEGD	2	34
140050-00000	CLINIC-ORAL SURGERY	2	34
140060-00000	CLINIC-ORTHODONTICS	2	34
140070-00000	CLINIC-PEDIATRIC DENTISTRY	2	34
140080-00000	CLINIC-PERIODONTICS	2	34
140100-00000	CLINIC-3RD FLOOR DISPENSARY	2	34
140110-00000	CLINIC-ENDODONTICS	2	34
140120-00000	CLINIC-GRADUATE PROSTHODONTICS	2	34
140140-00000	CLINIC-RESTORATIVE SCIENCE	2	34
140150-00000	CLINIC-DENTAL HYGIENE	2	35
150001-00000	HSC SENIOR VP - STATE FUNDS	2	35
150002-00000	FINANCE AND ADMINISTRATION	2	35
150003-00000	HSC MARKETING & COMMUNICATIONS	2	35
150003-10000	COLLATERAL PRINT MATERIALS	2	35
150003-20000	PROMOTIONAL ITEMS	2	35
150003-30000	EVENT SUPPORT MATERIALS	2	35
150004-00000	TAMU STUDENT SERVICES CONTRACT	2	35
150007-00000	INFORMATION RESOURCES	2	36
150010-00000	TTVN, DS3 & CIS ASSESSMENTS	2	36

Printed on a Xerox 9700 Laser Printing System at the Computing Services Center / Texas A&M University

Form: URGB01 (02/05/85)

Account	Name	Section	Page
150011-00000	HSC GENERAL COUNSEL	2	36
150017-00000	ACADEMIC AFFAIRS	2	36
150021-00000	MAINTENANCE CONTRACTS-OIT	2	36
150022-00000	RECEIVING & CENTRAL STORES	2	36
150023-00000	DEAN'S DIRECT REPORTS - ADMIN	2	36
150024-00000	FINANCIAL SERVICES	2	36
150026-00000	ASSOC DEAN FOR FINANCE	2	37
150027-00000	COD GENERAL INSTITUTIONAL	2	37
150030-00000	STAFF RECRUITMENT	2	37
150033-00000	COMMUNICATION AND DEVELOPMENT	2	37
150035-00000	PURCHASING	2	37
150039-00000	MEDIA RESOURCES	2	37
150040-00000	ANIMAL RESOURCE UNIT	2	37
150045-00000	HSC WIDE EXPENSES-ACADEMIC	2	37
150049-00000	RURAL & COMMUNITY HEALTH INSTITUTE	2	37
150055-00000	GOVERNMENTAL AFFAIRS	2	38
150056-00000	INSTITUTIONAL ADVANCEMENT	2	38
150061-00000	IT-ACADEMIC SUPPORT	2	38
150061-10000	INFORMATION RESOURCES - SUPPORT	2	38
150061-20000	INFORMATION RESOURCES - NETWORK SVC	2	38
150061-30000	INFORMATION RESOURCES - SYSTEM SVC	2	38
150061-40000	INFORMATION RESOURCES - A/V SERVICE	2	38
150061-60000	INFORMATION RESOURCES - DEVELOPMENT	2	39
150064-00000	BIOPHARMACEUTICAL CONSORTIUM	2	39
150064-35600	MAJETI START-UP FUNDS	2	39
150064-35601	KHAN START-UP FUNDS	2	39
151000-00000	HSC - REAPPROPRIATED BALANCES	2	39
152000-00000	BENEFITS PAID BY THE STATE	2	39
152001-00000	BENEFITS FOR MEDICAL EDUCATION	2	39
159000-00000	ADMISSIONS-COLLEGE OF MEDICINE	2	39
159001-00000	STUDENT AFFAIRS BCS CAMPUS - COM	2	39
159001-66691	CS-HARRIELL 466691 AGGIE DOC INIT	2	40
159002-00000	STUDENT AFFAIRS TEMPLE CAMPUS - COM	2	40
159008-00000	SPH-OFFICE OF ACADEMIC AFFAIRS	2	40
159008-26230	SPH-SOUTH TX I/O & SMALL CLASS	2	40
159009-00000	SPH-OFFICE OF STUDENT AFFAIRS	2	40
159009-26230	SPH-SOUTH TX I/O & SMALL CLASS	2	40
159010-00000	OME-EVALUATION AND ASSESSMENT	2	40
159013-00000	ADMISSIONS & RECRUITMENT	2	40
159013-61286	CS-LACY-SRS #461286-00001	2	41
159016-00000	STUDENT AFFAIRS/STUDENT DIVERSITY	2	41
159017-00000	STUDENT DEVELOPMENT	2	41
159017-61285	CS-LACY-HSC#461285-00001	2	41
159017-61286	CS-LACY-HSC#461286-00001	2	41
159021-00000	STUDENT HEALTH CLINIC	2	41
164100-00000	CAMPUS OPERATIONS	2	41
164101-00000	MAINTENANCE OUTSOURCE	2	41
164101-10000	FACILITIES-BRYAN	2	42
164101-20000	FACILITIES-COLLEGE STATION	2	42
164101-30000	FACILITIES-DALLAS	2	42
164101-40000	FACILITIES-HOUSTON	2	42

Printed on a Xerox 9700 Laser Printing System at the Computing Services Center / Texas A&M University

Form: URGB01 (02/05/85)

Account	Name	Section	Page
164101-50000	FACILITIES-KINGSVILLE	2	42
164101-60000	FACILITIES-MCALLEN	2	42
164101-70000	FACILITIES-ROUNDROCK	2	42
164101-80000	FACILITIES-TEMPLE	2	42
164102-00000	ENVIRONMENTAL HEALTH & SAFETY	2	43
164102-10000	EHS-BRYAN	2	43
164102-30000	EHS-DALLAS	2	43
164102-40000	EHS-HOUSTON	2	43
164102-50000	EHS-KINGSVILLE	2	43
164102-60000	EHS-MCALLEN	2	43
164102-80000	EHS-TEMPLE	2	43
164103-00000	SECURITY	2	44
164103-10000	SECURITY-BRYAN	2	44
164103-30000	SECURITY-DALLAS	2	44
164103-40000	SECURITY-HOUSTON	2	44
164103-60000	SECURITY-MCALLEN	2	44
164103-70000	SECURITY-ROUND ROCK	2	44
164103-80000	SECURITY-TEMPLE	2	44
164105-00000	UTILITIES	2	45
164105-10000	UTILITIES-BRYAN	2	45
164105-30000	UTILITIES-DALLAS	2	45
164105-40000	UTILITIES-HOUSTON	2	45
164106-10000	CUSTODIAL-BRYAN	2	45
164106-30000	CUSTODIAL-DALLAS	2	45
164106-40000	CUSTODIAL-HOUSTON	2	45
164106-50000	CUSTODIAL-KINGSVILLE	2	45
164106-70000	CUSTODIAL-ROUND ROCK	2	45
164106-80000	CUSTODIAL-TEMPLE	2	45
180007-00000	CBHEC-COASTAL BEND HEALTH ED CTR	2	46
180017-00000	CBHEC-DIABETES EDUCATION CENTER	2	46
180018-00000	CBHEC-HEALTH CAREERS RECRUITMENT	2	46
180023-00000	CBHEC-CONTINUING MEDICAL EDUCATION	2	46
180035-00000	CBHEC-COMMUNITY HEALTH	2	46
181000-00000	PHARMACY SPECIAL ITEM-INSTRUCTION	2	46
181000-03500	OFFICE OF THE DEAN	2	46
181000-03510	STUDENT AFFAIRS	2	46
181000-03520	ACADEMIC AFFAIRS	2	46
181000-03530	FINANCE AND ADMINISTRATION	2	47
181000-03540	PHARMACEUTICAL SCIENCES	2	47
181000-03550	PHARMACY PRACTICE	2	47
181000-03560	PHARMACEUTICAL RESEARCH FACILI	2	47
181000-03570	OFFICE OF EXPERIENTIAL EDUCATION	2	47
181000-13500	OFFICE OF THE DEAN - CS	2	47
181000-13520	ACADEMIC AFFAIRS - COLLEGE STATION	2	47
181000-13540	PHARMACEUTICAL SCIENCES COLLEGE ST	2	47
181000-13570	O.E.E. - COLLEGE STATION	2	47
181000-55555	TRAVEL	2	48
181001-00000	PHARMACY SPECIAL ITEM-ACADEMIC SUPP	2	48
181001-03500	OFFICE OF THE DEAN	2	48
181001-03520	ACADEMIC AFFAIRS	2	48
181001-03540	PHARMACEUTICAL SCIENCES	2	48

Printed on a Xerox 9700 Laser Printing System at the Computing Services Center / Texas A&M University

Form: URGB01 (02/05/85)

Account	Name	Section	Page
181001-03550	PHARMACY PRACTICE	2	48
181001-03560	PHARMACEUTICAL RESEARCH FACILI	2	48
181001-03570	PHARMACY SPECIAL ITEM-ACADEMIC SUP	2	48
181001-13500	OFFICE OF THE DEAN - COLLEGE STATIO	2	48
181001-55555	TRAVEL	2	49
182001-00000	COM EXPANSION-REGENERATIVE MEDICINE	2	49
182001-00001	IRM-PROCKOP-SALARY SAVINGS	2	49
182002-00000	COM EXPANSION-ROUND ROCK	2	49
182009-00000	EXPANSION-GME/CME	2	49
182011-00000	EXPANSION-BCS CAMPUS ADMINISTRTION	2	49
182211-00000	EXPANSION-BCS CAMPUS INSTRUCTION	2	49
182401-00000	EXPANSION-CCTM	2	49
182401-63041	CS HUSTON 23-463041	2	49
182403-10000	SURGERY-HEIN	2	50
182403-20000	SURGERY-NEWELL ROGERS	2	50
183000-00000	HEALTHY SOUTH TEXAS	2	50
183000-00100	HST OFFICE (CORPUS)	2	50
183000-00600	PUBLIC HEALTH SCREENING & REFERREL	2	50
183000-00700	ASTHMA PROGRAM	2	50
183000-00810	CBHEC DSME/TELEMEDICINE	2	50
183000-00870	MAP - MCALLEN	2	50
183000-00880	BRAZOS VALLEY/HOUSTON EXPANSION	2	50
183000-00900	EVALUATION AND IT	2	51
183000-01000	EDUCATION AND TRAINING-5-6 SPH ACTI	2	51
183000-01200	ADMINISTRATIVE COSTS (HSC)	2	51
184000-00000	FORENSIC NURSING-INSTRUCTION	2	51
184500-00000	NURSING PROGRAM EXPANSION	2	51
200000-00000	SHSC - DESIGNATED TUITION	3	1
200009-00000	SAGO ASSESSMENTS	3	1
200179-00000	DESIGNATED TUITION-SPH-UNDERGRAD	3	1
200179-00001	UG MCALLEN DESIGNATED	3	1
200179-00004	SPH FACULTY RECRUITMENT	3	1
200179-13000	SPH BUSINESS AFFAIRS AND ADMIN	3	1
200179-26230	MC ALLEN UG DESIGNATED	3	1
200179-26240	SPH EOH UG DESIGNATED TUITION	3	1
200179-26250	SPH EPI/BIOS UG DESIGNATED TUITION	3	2
200179-26260	SPH HPM UG DESIGNATED TUITION	3	2
200179-26270	SPH HPCHS DESIGNATED TUITION	3	2
200183-00000	DESIGNATED TUITION-SPH-GRADUATE	3	2
200183-00003	GRADUATE DESIGNATED TUITION GA DEAN	3	2
200183-00005	FAIRCHILD GA SUPPORT STARTUP	3	2
200183-12000	SPH PUBLIC HEALTH PRACTICE	3	2
200183-26250	EPI/BIOS	3	2
200183-26260	HEALTH POLICY MANAGEMENT	3	3
200183-26261	SPH MHA PROGRAM	3	3
200183-26270	HEALTH PROMOTION COMM HLTH SCIENCES	3	3
200183-59008	ACADEMIC AFFAIRS	3	3
200183-59009	SPH STUDENT AFFAIRS	3	3
200183-64263	CS WOW 464263 - ORY	3	3
200183-65171	CS ACTIVE COMM LIV 465171 ORY	3	3
200183-65411	CS NIH PHYS ACT 465411 ORY	3	3

Printed on a Xerox 9700 Laser Printing System at the Computing Services Center / Texas A&M University

Form: URGB01 (02/05/85)

Account	Name	Section	Page
200183-66571	CS ACTIVE LIV SUSTAIN 466571 ORY	3	4
200183-66601	CS HRSA CORE 466601 BOLIN	3	4
200183-66741	CS NIH GRANT, MENTOR- N.JOHNSON	3	4
200183-66781	CS HRSA 466781 BURDINE	3	4
200183-67010	SPH COMMUNICATIONS	3	4
200183-67441	CS- TEXAS RAPE PREVENTION AND EDUCA	3	4
200183-67781	APPIAH CS (23-200183-67781)	3	4
200183-67791	SUPERFUND_TRANS-NIH CAP-T.MCDONALD	3	4
200184-00000	DESIGNATED TUITION-PHARMACY	3	5
200184-03500	OFFICE OF THE DEAN	3	5
200184-03510	STUDENT AFFAIRS	3	5
200184-03520	ACADEMIC AFFAIRS	3	5
200184-03530	FINANCE AND ADMINISTRATION	3	5
200184-03540	PHARMACEUTICAL SCIENCES	3	5
200184-03550	PHARMACY PRACTICE	3	5
200184-03560	DESIGNATED TUITION-PHARMACY	3	5
200184-03570	OFFICE OF EXPERIENTIAL EDUCATION	3	6
200184-13500	OFFICE OF THE DEAN	3	6
200184-13540	PHARM SCIENCE - COLLEGE STATION	3	6
200184-13570	O.E.E - COLLEGE STATION	3	6
200184-55555	TRAVEL	3	6
200184-99998	CAMPUS MAIL	3	6
200184-99999	COLLEGE STATION WORK ORDERS	3	6
200185-00000	DESIGNATED TUITION-NURSING	3	6
200189-00000	DESIGNATED TUITION-SPH-MADDOCK SUPP	3	6
200189-00001	OFFICE OF STUDENT AFFAIRS	3	7
200189-00002	DESIGNATED ACADEMIC AFFAIRS	3	7
200189-00003	DESIGNATED ADMINISTRATION	3	7
202040-00000	INTEREST INCOME	3	7
202041-00000	DISCRETIONARY-OIT	3	7
202043-00000	DISCRETIONARY-MKTG & COMMUNICATIONS	3	7
202044-00000	DISCRETIONARY-CLINICAL STRATEGY	3	7
202047-00000	DISCRETIONARY-FINANCE & ADMIN	3	7
202059-00000	SPH DEAN'S EXCELLENCE FUNDS	3	8
202059-00002	COMMUNICATIONS INITIATIVES	3	8
202059-21001	CON DEV PROJECT - APPIAH	3	8
202059-22000	SPH OFFICE OF RESEARCH	3	8
202059-24000	SRHRC BASELINE FUNDING - BOLIN	3	8
202059-26240	DEAN SCHOLARSHIP AWARD - EOH	3	8
202059-26250	DEAN SCHOLARSHIP AWARD - EPI/BIO	3	8
202059-26260	DEAN SCHOLARSHIP AWARD - HPM	3	8
202059-26270	DEAN SCHOLARSHIP AWARD - HPCH	3	8
202059-31000	REDI PILOT AWARD - CALLAGHAN	3	9
202059-55000	ENVIRONMENTAL GRAND CHALLEGE-HORNEY	3	9
203100-00000	MSRDP-COM-ADMINISTRATION	3	9
203100-00002	COM ADMINISTRATION	3	9
203101-00000	MSRDP-COM-FAMILY MEDICINE	3	9
203101-00001	TAMP NAVASOTA	3	9
203101-10000	SPORTS MEDICINE FELLOWSHIP	3	9
203101-64583	COLLERECTAL GRANT COST SHARE - PY3	3	9
203101-68131	COST SHARE FOR WOMENS HEALTH GRANT	3	10

Printed on a Xerox 9700 Laser Printing System at the Computing Services Center / Texas A&M University

Form: URGB01 (02/05/85)

Account	Name	Section	Page
203103-00000	MSRDP-COM-BEHAVIORAL HEALTH SVC	3	10
203108-00000	MSRDP-GRADUATE MEDICAL EDUCATION	3	10
203112-00000	MSRDP-INTERNAL MEDICINE	3	10
203115-00000	MSRDP-COM-CLINICAL SERVICES	3	10
203520-00000	CLINIC-PROF SERV-STERILIZATION	3	10
203620-00000	PAVILION SURGERY CENTER	3	10
203715-00000	CLINIC-PROF SRV-ORAL SURGERY-PRO SR	3	11
203750-00000	CENTER MAXILLOFACIAL PROSTHODONTICS	3	11
203760-00000	IMAGING CENTER	3	11
203761-00000	IMAGING CENTER-PRIOR YEAR INCOME	3	11
205080-00000	1115 WAIVER RHP 8 ANCHOR	3	11
205091-00000	COD DSRIP INCENTIVE PAYMENTS	3	11
205091-00001	PHS - DSRIP	3	12
205091-00002	ADMIN - DSRIP	3	12
205172-00000	POST DISCHARGE COORDINATED CARE	3	12
205175-00000	HEALTH FOR ALL	3	12
205177-00000	RURAL TELEHEALTH	3	12
205178-00000	EB DISEASE MANAGEMENT	3	12
205179-00000	CCHD - OPERATIONS	3	12
205179-29002	CHW TRAINING	3	13
205180-00000	RHP 17 ANCHOR DSRIP	3	13
206004-00000	TEXAS-TRAINING INSTITUTE-EMERG RESP	3	13
206006-00000	SPH SEMINAR SERIES	3	13
206006-25001	ERGO CENTER - BENDEN	3	13
206006-26261	ACHE FACHE-MHA HEALTH POLICY	3	13
206006-29000	CCHD PROMOTORA TRAINING CEU'S	3	13
206006-57000	OFFICE OF SPECIAL PROGRAMS, QUIRAM	3	14
206006-58001	CDSMP & DSMP TRAINING ORY	3	14
206006-89000	HDEART-DISPARITIES WORKSHOP	3	14
206015-00000	CONTINUING EDUCATION	3	14
206025-00000	APHA MEDICATION THERAPY MGMT (MTM)	3	14
206027-00000	CON CONTINUING EDUCATION OUTREACH	3	14
206028-00000	TEXAS MPJE LAW REVIEW COURSE-COP	3	15
207000-00000	TPEG RESIDENT	3	15
210040-00002	COM - EMPLOYEE ALLOWANCES	3	15
210130-00000	SPH DESIGNATED	3	15
210130-26240	DESIGNATED - EOH	3	15
210130-26250	DESIGNATED EPI/BIO	3	15
210130-26260	DESIGNATED - HPM	3	15
210130-26270	DESIGNATED - HPCHS	3	15
210130-29002	TELEHEALTH PROGRAM MARKETING	3	15
210130-58000	SOCIAL & BEHAVIORAL HLTH - ORY	3	16
210200-00000	CLINICAL LEARNING RESOURCE CENTER	3	16
210230-00000	PHARMACY - DESIGNATED	3	16
210230-35502	DR. LU INSYS THERAPEUTICS	3	16
210230-35504	CHOUDHURY (TRAVEL EXPENSES)	3	16
210230-35553	DR. PALAKURTHI TESORX PHARMA	3	16
210260-00000	CBHEC-DIABETES CARE TEAM	3	16
210290-00000	SPH-HOUSTON METHODIST RESEARCH INST	3	17
210320-00000	TAMHSC MCALLEN CAMPUS OPERATIONS	3	17
210340-00014	AMSMIC	3	17

Printed on a Xerox 9700 Laser Printing System at the Computing Services Center / Texas A&M University

Form: URGB01 (02/05/85)

Account	Name	Section	Page
210390-00000	RURAL HOSPITAL OCCURENCE REPORTER	3	17
210420-00000	HEALTHCARE DATA INTEGRATION	3	17
210430-10000	ANTIBODY & BIOPHARMA CORE DASHWOOD	3	17
210430-50000	GCC-HIGH THROUGPUT SCREENING	3	17
210460-24000	G D ZHOU-SALARY REIMBURSEMENT	3	18
210470-32000	ATCP SUPPORT, REGISTRATION	3	18
210500-00000	RCHI-INTERQUAL INCOME *DR*	3	18
210520-00000	SPH-CONSULTING CONTRACTS	3	18
210520-42000	CHOT - CONSULTING	3	18
210520-68000	UNIVERSITY PALACKEHO - SHARMA SPH	3	18
210540-00000	OIT - SERVICE ASSESSMENTS	3	18
210550-00000	RCHI-KSTAR	3	19
210570-00000	SCOTT & WHITE COLLABORATIVE RSH-PHY	3	19
210590-44000	HOOK ROYALTY INCOME	3	19
210620-91000	BUDGET DESIGNATED-ACADEMIC SUPPORT	3	19
210670-00000	COMMUNITY ED & OUTREACH PROGRAMS	3	19
210700-00000	SPH SERVICES-OTHER CONTRACTED	3	19
210700-29000	CCHD-CONTRACTS AND SERVICES	3	20
210700-58000	ORY-LIFE BEYOND CANCER FOUNDATION	3	20
210700-64000	FEASIBILITY STUDY - SHIPLEY_CENTER	3	20
210740-00000	SPH ROYALTY REVENUE	3	20
210790-00000	PROBE SUPPORT	3	20
210860-00000	KRUSE CHAIR SALARY ACCOUNT - KUO	3	20
210880-00000	RESEARCH SALARY ACCOUNT - S&W	3	20
210900-00000	SPH-NIGERIA REACH CARE FOUNDATION	3	20
210900-67000	REACH CARE FOUNDATION - SPH ADMIN	3	21
210910-00000	RCHI-CONSULTING SERVICES	3	21
210920-00000	RCHI-PEER REVIEW	3	21
211050-00000	SELF INSURANCE RESERVES	3	21
211070-00000	RESEARCH SALARY ACCOUNT-INTERNAL ME	3	21
211150-00000	DESIGNATED TUITION-COD	3	21
211171-00000	COD SUPPORT	3	21
211175-00002	UCT SERVICE	3	21
211175-00004	HISTOLOGY LAB	3	22
211530-00000	CHILDREN'S MEDICAL CENTER	3	22
211540-00000	SCOTTISH RITE	3	22
211550-00000	BAYLOR MEDICAL CENTER	3	22
211560-00000	PARKLAND - COUNTY JAIL CONTRACT	3	22
211570-00000	JUVENILE DETENTION CENTER CONTRACT	3	23
212020-00000	PHARMACY INTERN RECRUITMENT FAIR	3	23
212070-00000	NURSING QUALITY & SAFETY COLL PROG	3	23
212100-00000	CAMPUS OPERATIONS	3	23
212101-00000	FACILITIES OUTSOURCE	3	23
212101-10000	FACILITIES-BRYAN	3	23
212101-20000	FACILITIES-COLLEGE STATION	3	23
212101-30000	FACILITIES-DALLAS	3	23
212102-00000	ENVIRONMENTAL HEALTH & SAFETY	3	24
212102-10000	EHS-BRYAN	3	24
212102-20000	EHS-COLLEGE STATION	3	24
212102-30000	EHS-DALLAS	3	24
212102-50000	EHS-KINGSVILLE	3	24

Printed on a Xerox 9700 Laser Printing System at the Computing Services Center / Texas A&M University

Form: URGB01 (02/05/85)

Account	Name	Section	Page
212102-70000	EHS-ROUNDROCK	3	24
212102-80000	EHS-TEMPLE	3	24
212103-00000	SECURITY	3	24
212103-10000	SECURITY-BRYAN	3	24
212103-20000	SECURITY-COLLEGE STATION	3	25
212103-30000	SECURITY-DALLAS	3	25
212103-40000	SECURITY-HOUSTON	3	25
212103-60000	SECURITY-MCALLEN	3	25
212103-70000	SECURITY-ROUNDROCK	3	25
212105-00000	UTILITIES	3	25
212105-10000	UTILITIES-BRYAN	3	25
212105-20000	UTILITIES-COLLEGE STATION	3	25
212105-40000	UTILITIES-HOUSTON	3	25
212105-50000	UTILITIES-KINGSVILLE	3	26
212105-60000	UTILITIES-MCALLEN	3	26
212105-70000	UTILITIES-ROUNDROCK	3	26
212105-80000	UTILITIES-TEMPLE	3	26
212106-20000	CUSTODIAL-COLLEGE STATION	3	26
212118-00101	1020 HOLCOMBE - FACILITIES	3	26
212118-00103	1020 HOLCOMBE - SECURITY	3	26
212118-00105	1020 HOLCOMBE - UTILITIES	3	26
212210-00000	PREVENTIVE MEDICINE-SERVICES	3	26
212270-00000	VICTORIA - FMR	3	27
212320-00000	HIT FEE FOR SERVICES	3	27
212340-00000	CENTER FOR ADVANCED IMAGING	3	27
212350-00000	DADS SITE SURVEY	3	27
212360-00000	Z. CHEN-ENGINEERING PAYROLL SUPPORT	3	27
212370-00000	ALKHATEEB-SALMAN BIN ABDUL AZIZ UNI	3	27
212390-00000	KSTAR NURSING	3	27
212420-00000	DR. JAMES ROBERTSON JR. MAKE A DIFF	3	27
212500-00000	HSC-ENHEALTH SUPPORT	3	28
212510-00000	STATE PSYCHIATRIC HOSPITAL	3	28
215000-00000	PUF EQUIPMENT ALLOCATION	3	28
220080-00000	GRADUATION/DIPLOMA FEE-CON	3	28
220090-00000	GRADUATION/DIPLOMA FEE-COP	3	28
220110-00000	GRADUATION/DIPLOMA FEES-SPH	3	28
220220-00000	GROSS ANATOMY COURSE FEE	3	28
220230-00000	DISTANCE EDUCATION FEE	3	29
220250-00000	PROF CURRICULUM APPLICATION FEE	3	29
220270-00000	COM-BUDGET ONLY - FEES	3	29
220290-00000	STUDENT SERVICE FEE-SPH	3	29
220300-00000	PHARMACY - APPLICATION FEES	3	29
220310-00000	NURSING-PROF LIABILITY FEE	3	29
220320-00000	NURSING-COURSE FEES	3	30
220360-00000	DESIGNATED-WAIVERS/EXEMPTIONS	3	30
220400-00000	NURSING-INSTRUCTIONAL ENHANCEMENT F	3	30
220410-00000	COM-INSTRUCTIONAL ENHANCEMENT FEE	3	30
220420-00000	COP-INSTRUCTIONAL ENHANCEMENT FEE	3	30
220420-03500	COP-INSTRUCTIONAL ENHANCEMENT	3	31
220420-03510	STUDENT AFFAIRS	3	31
220420-03520	ACADEMIC AFFAIRS	3	31

Printed on a Xerox 9700 Laser Printing System at the Computing Services Center / Texas A&M University

Form: URGB01 (02/05/85)

Account	Name	Section	Page
220420-03530	FINANCE AND ADMINISTRATION	3	31
220420-03540	PHARMACEUTICAL SCIENCES	3	31
220420-03550	PHARMACY PRACTICE	3	31
220420-03560	PHARMACEUTICAL RESEARCH FACILI	3	31
220420-03570	OFFICE OF EXPERIENTIAL EDUCATION	3	32
220420-13500	OFFICE OF THE DEAN - COLLEGE STATIO	3	32
220450-00000	SPH-INSTRUCTIONAL ENHANCEMENT FEE	3	32
220450-26240	INSTRUCTIONAL ENHANCEMENT-PHEO	3	32
220450-26250	INSTRUCTIONAL ENHANCEMENT - EPI	3	32
220450-26260	INSTRUCTIONAL ENHANCEMENT - HPM	3	32
220450-26270	INSTRUCTIONAL ENHANCEMENT - HPCHS	3	32
220450-99050	MADDOCK CLASSROOM RENOVATIONS	3	32
220460-00000	STUDENT SERVICE FEE-COM	3	33
220490-00000	SPH - PRACTICUM FEES	3	33
220490-12000	PUBLIC HEALTH PRACTICE	3	33
220520-00000	LIBRARY ACCESS FEES	3	33
220605-00000	LATE PYMT/RETURNED CHECK FEE-VPAA	3	33
220630-00000	LATE REGISTRATION FEE-REGISTRAR	3	33
220640-00000	PHARMACY-PROFESSIONAL ACTIVITY FEES	3	33
220640-03500	OFFICE OF THE DEAN	3	33
220640-03510	STUDENT AFFAIRS	3	34
220640-03520	ACADEMIC AFFAIRS	3	34
220640-03530	FINANCE AND ADMINISTRATION	3	34
220640-03540	PHARMACEUTICAL SCIENCES	3	34
220640-03550	PHARMACY PRACTICE	3	34
220640-03570	OFFICE OF EXPERIENTIAL EDUCATION	3	34
220640-13500	OFFICE OF THE DEAN - COLLEGE STATIO	3	34
220640-13510	STUDENT AFFAIRS - COLLEGE STATION	3	34
220640-13540	PHARMACEUTICAL SCIENCES - COLLEGE	3	34
220640-35500	PHARMACY PRACTICE	3	35
220650-00000	PHARMACY-PROF DEVELOPMENT FEES	3	35
220650-03500	OFFICE OF THE DEAN	3	35
220650-03510	STUDENT AFFAIRS	3	35
220650-03520	ACADEMIC AFFAIRS	3	35
220650-03530	FINANCE AND ADMINISTRATION	3	35
220650-03540	PHARMACEUTICAL SCIENCES	3	35
220650-03550	PHARMACY PRACTICE	3	35
220650-03570	OFFICE OF EXPERIENTIAL EDUCATION	3	35
220650-13500	OFFICE OF THE DEAN	3	36
220650-13510	STUDENT AFFAIRS - COLLEGE STATION	3	36
220650-13530	PHARMACY-PROF DEVELOPMENT FEES	3	36
220650-13540	PHARMACEUTICAL SCIENCES	3	36
220650-13570	O.E.E - COLLEGE STATION	3	36
220700-00000	COURSE FEES - PUBLIC HEALTH	3	36
220700-00606	SRPH COURSE FEE - PHPM 606	3	36
220710-00000	ADVISING SVC FEE-SPH	3	36
220710-26230	SPH - MCALLEN CAMPUS	3	37
220730-00000	CAREER SERVICES-SPH	3	37
220730-26230	SPH - MCALLEN CAMPUS	3	37
220790-00000	STUDENT SERVICE FEE-NURSING	3	37
220870-00000	ACADEMIC TECHNOLOGY FEE	3	37

Printed on a Xerox 9700 Laser Printing System at the Computing Services Center / Texas A&M University

Form: URGB01 (02/05/85)

Account	Name	Section	Page
220880-00000	COMPUTER USE FEE	3	37
220910-00000	SPH EMHA PROGRAM FEE	3	38
220920-89000	HDEART FIELD TRIP ACCOUNT	3	38
221020-00000	APPLICATION FEE-GRADUATE-ADM/ACAD R	3	38
221030-00000	APPLICATION FEE-HYGIENE	3	38
221050-00000	COD-CLINIC MANAGEMENT FEE	3	38
221055-00000	COD-CLINIC-GEN DENTISTRY	3	38
221057-00000	COD-CLINIC-AEGD	3	38
221058-00000	COD-CLINIC-ORTHODONTICS	3	38
221059-00000	COD-CLINIC-DENTAL HYGIENE	3	39
221065-00000	RETURNED CHECK FEE	3	39
221070-00000	GRADUATION FEE	3	39
221100-00000	MATRICULATION FEE-D.D.S.	3	39
221110-00000	MATRICULATION FEE-GRADUATE	3	39
221120-00000	MATRICULATION FEE-HYGIENE	3	39
221130-00000	ADMISSIONS & RECRUITMENT	3	39
221150-00000	TEACHING MODEL REPLACEMENT FEE	3	39
221160-00000	SUMMER CLINIC FEE-D.D.S.	3	40
221190-00000	LIBRARY ACCESS FEE	3	40
221220-00000	STUDENT SVC-STUDENT COUNCIL	3	40
221230-00000	STUDENT SVC FEE-YEAR BOOK	3	40
221240-00000	COD-DRUG TESTING FEE	3	40
221250-00000	EQUIPMENT USAGE FEE	3	40
221250-18008	INFECTION CONTROL - PPE	3	40
221260-00000	COD-INSTRUCTIONAL ENHANCEMENT FEE	3	40
221265-00000	INSTRUCTIONAL ENHANCEMENT-LIBRARY	3	41
221270-00000	INSTRUCTIONAL ENHANCEMENT-ACAD AFFR	3	41
221275-00000	INSTRUCTIONAL ENHANCEMENT-RGS	3	41
221280-00000	INSTRUCTIONAL ENHANCEMENT-MEDIA	3	41
221285-00000	INSTRUCTIONAL ENH-CLASSROOM SUPPORT	3	41
221290-00000	INSTRUCTIONAL ENH-STUDENT AFFAIRS	3	41
221300-00000	ENHANCED LAB SUPPORT FEE	3	41
221310-00000	UAF-UNIVERSITY ADVANCEMENT FEE	3	41
230000-00000	TOBACCO-HSC ENDOWMENT	3	41
230010-00000	TOBACCO-PERMANENT HEALTH FUND	3	42
230400-00000	TOBACCO - RESEARCH ADMINISTRATION	3	42
230800-00000	TOBACCO-REAPPROPRIATED BALANCES	3	42
233000-00000	TOBACCO-COD	3	42
233010-00000	TOBACCO-CLINICAL AFFAIRS	3	42
233020-00000	TOBACCO-LIBRARY	3	42
233030-00000	TOBACCO-GENERAL DENTISTRY DEPT	3	42
233040-00000	TOBACCO-ORAL SURGERY DEPT	3	42
233050-00000	TOBACCO-RESTORATIVE DEPT	3	42
233060-00000	TOBACCO-PERIODONTICS CLINIC	3	43
233080-00000	TOBACCO-PERIODONTICS CLINIC RESEARC	3	43
233100-00000	TOBACCO-FINANCIAL SERVICES	3	43
236050-00000	TOBACCO-SPH	3	43
236050-26240	SRPH EOH_DEPT	3	43
236050-26250	SRPH EPI/BIO DEPT	3	43
236050-26260	SRPH PHPM_DEPT	3	43
236050-26270	SRPH HPCHS DEPT	3	43

Printed on a Xerox 9700 Laser Printing System at the Computing Services Center / Texas A&M University

Form: URGB01 (02/05/85)

Account	Name	Section	Page
236050-38050	STARTUP FUNDS - HAN,GANG	3	43
236070-00000	SPH-SOUTHWEST RURAL HEALTH RESEARCH	3	44
244008-00000	IDC DISTRIBUTION-PI-CIRILLO, JEFFRE	3	44
244040-00000	RESEARCH DEVELOPMENT-COM	3	44
244050-00000	RESEARCH DEVELOPMENT-ANATOMY	3	44
244050-00004	IDC DISTRIBUTION-GRIFFITH, W	3	44
244050-50000	IDC DISTRIBUTION-PI-WANG, J	3	44
244060-00000	RESEARCH DEVELOPMENT-BIOCHEMISTRY	3	44
244090-00000	RESEARCH DEVELOPMENT-MMPA	3	44
244101-00000	START UP-CENTER FOR MICROBIOTA RESE	3	44
244155-00000	RESEARCH DEVELOPMENT-PSYCHIATRY	3	44
244352-00000	OVERHEAD ALLOWANCE-ALLOCATION RESER	3	45
244361-00001	IDC-DEPT-BIOMEDICAL	3	45
244442-00000	SRS ASSESSMENT - OVER/SHORT	3	45
244443-00000	RESEARCH OFC-RESEARCH PROGRAMS	3	45
244452-00000	FENG U24 STARTUP	3	45
244460-00000	IDC RETURNS-RCHI	3	45
244483-00000	MAESTRO ASSESSMENTS	3	45
244484-00000	IDC ADMIN DISTRIBUTION	3	45
244660-00000	SPH - INDIRECT COST RETURN	3	45
244660-29001	SRPH-IDC RETURN CCHD	3	46
244660-58001	SRPH-ORY IDC RETURN	3	46
244663-00000	TAMHSC-MCALLEN CAMPUS	3	46
244675-00000	SPH-EPI/BIO DEPARTMENTAL IDC	3	46
244675-38001	GANG HAN YALE PROJECT FUNDS	3	46
244676-00000	SPH-HPM DEPARTMENTAL IDC	3	46
244676-56000	PI INCENTIVE FUNDS - D.MOUDOUNI	3	46
244870-00000	IBT - INDIRECT COST RETURN	3	46
244870-12600	START UP & BRIDGE - REINER	3	46
244871-12710	CRI SWAP/PROTEIN CORE-DASHWOOD	3	46
244871-20000	SUN - CRI FY17 COMMITMENT	3	47
244873-00000	CIID IDC DISTRIBUTION	3	47
244874-00005	IDC DISTRIBUTION-C WALKER	3	47
244950-00000	INDIRECT COST RECOVERIES-CIADM	3	47
245000-00000	IDC-PHARMACY	3	47
245000-03564	P.I. INCENTIVE FUNDS 10% - MAJETI	3	47
245000-03567	P.I. INCENTIVE FUNDS 10% - ELMAGEED	3	47
245000-35502	P.I. INCENTIVE FUNDS 10% - LU	3	47
250030-00000	BIOMEDICAL SCIENCE-SPECIAL	3	47
250050-00000	DENTAL HYGIENE-SPECIAL	3	48
250080-00000	ENDODONTICS-SPECIAL	3	48
250100-00000	GENERAL DENTISTRY-SPECIAL	3	48
250130-00000	RESTORATIVE SCIENCES - SPECIAL	3	48
250140-00000	ORAL SURGERY-SPECIAL	3	48
250170-00000	PERIODONTICS-SPECIAL	3	48
250190-00000	PUBLIC HEALTH SCIENCE-SPECIAL	3	48
255003-00000	LAPSED BALANCE-SPH	3	48
255003-24000	LAPSED BALANCE -BOLIN	3	49
255003-56000	LAPSED BALANCE - MCMAUGHAN	3	49
255003-57000	LAPSED BALANCE - QUIRAM	3	49
255003-57001	LAPSED BALANCE - QUIRAM CBA	3	49

Printed on a Xerox 9700 Laser Printing System at the Computing Services Center / Texas A&M University

Form: URGB01 (02/05/85)

Account	Name	Section	Page
255008-10009	LAPSED BALANCES - BIOMEDICAL	3	49
255009-00000	LAPSED BALANCE-PHARMACY	3	49
255009-23564	PK/PD MODEL XAPTAMER NANO-RAVI MAJE	3	49
255009-35560	KUMAR SBIR PHASE II - RESIDUAL	3	49
255013-00000	LAPSED BALANCE-MCALLEN CAMPUS OPS	3	49
255018-00010	LAPSED BALANCE - TOUSSAINT	3	49
260000-00000	AFR ADJUSTMENTS -FUNCTION 35	3	50
260071-00000	COP BUDGET - DESIGNATED	3	50
260110-00000	AFR/BUDGET ONLY - FUNCTION 10	3	50
260120-00000	AFR/BUDGET ONLY-FUNCTION 20	3	50
260130-00000	AFR/BUDGET ONLY-FUNCTION 30	3	50
260140-00000	AFR/BUDGET ONLY-FUNCTION 40	3	50
260150-00000	AFR/BUDGET ONLY - FUNCTION 15	3	50
260170-00000	AFR/BUDGET ONLY-FUNCTION 25	3	51
260180-00000	AFR/BUDGET ONLY FUNCTION 60	3	51
280040-00000	UCI RESERVE	4	1
280080-00000	COM CELL ANALYSIS FACILITY	4	1
280110-00000	ANIMAL RESOURCE UNIT	4	1
280140-00000	MEDIA	4	1
280150-00000	CENTRAL STORES	4	1
280160-00000	LUMP SUM ACCRUED LEAVE PAYOUT RESER	4	2
280170-00000	PRF-PHARMACEUTICAL RESEARCH FACILTY	4	2
280190-00000	CENTER FOR INTEGRATED MICROBIOTA RE	4	2
280200-00000	IBT FLOW CYTOMETRY FACILITY	4	2
280210-00000	PROTEIN PRODUCTION & ANALYSIS CORE	4	2
280220-00000	CLINICAL LEARNING RESOURCE CENTER	4	2
280220-00001	COLLEGE OF NURSING SERVICES	4	3
280490-00000	IBT - ANIMAL CARE LABORATORY	4	3
290001-20000	SUN, DEQIANG STARTUP	3	51
290012-00000	AUF-RECRUIT RESEARCH FACULTY & SPAC	3	51
290015-00000	AUF - BYINGTON STARTUP	3	51
290032-00000	AUF-ENHEALTH SUPPORT	3	51
290033-00000	AUF-RESEARCH FACULTY DEVELOPMENT	3	51
290034-00000	AUF-CLINICAL STRATEGY	3	51
290035-00000	AUF-COM BUDGET ONLY	3	51
290036-00000	AUF-HSC BUDGET ONLY	3	52
290036-00025	ACADEMIC SUPPORT FUNCTION	3	52
300221-00000	PHARMACY-COPY ACCOUNT SALES	5	1
301000-00000	PHARMACY-VENDING MACHINE COMMISSION	5	1
301010-00000	BOOK SALES	5	1
301030-00000	CONCESSIONS-MISCELLANEOUS INCOME	5	1
301050-00000	INSTRUMENT SALES	5	1
301090-00000	PARKING GARAGE	5	1
301090-10000	PARKING BRYAN CAMPUS	5	2
301090-20000	PARKING COLLEGE STATION	5	2
301090-30000	PARKING DALLAS	5	2
301090-40000	PARKING HOUSTON	5	2
301090-60000	PARKING MCALLEN	5	2
301100-00000	STATE BOARD	5	2
302030-00000	STUDENT HEALTH CLINIC	5	3
302500-00000	AFR REPORTING-FUNCTION 70	5	3

Printed on a Xerox 9700 Laser Printing System at the Computing Services Center / Texas A&M University

Form: URGB01 (02/05/85)

Account	Name	Section	Page
400000-00000	PROJECT ZERO - SPONSORED PROJECTS	6	1
400000-02012	PROJECT ZERO-WEHNER WELCH CHAIR	6	1
400000-02020	PROJECT ZERO-MCMD	6	1
400000-02030	PROJECT ZERO-MOLECULAR PATHO & IMMU	6	1
400000-02060	PROJECT ZERO-PHYSIOLOGY	6	1
400000-02102	PROJECT ZERO - WEHNER WELCH CHAIR	6	1
400000-02401	PROJECT ZERO-INST FOR REGN MED	6	1
400000-07040	PROJECT ZERO-IBT-CIID	6	1
400000-07120	PROJECT ZERO-IBT-CTCR	6	1
400000-08010	PROJECT ZERO-SRPH	6	2
410000-00000	AFR/BUDGET ADJ ONLY-FUNCTION 15	6	2
410100-00000	SPH BUDGET - RESTRICTED	6	2
410200-91003	BUDGET RESTRICTED - RESEARCH	6	2
410300-00000	COP BUDGET - RESTRICTED	6	2
410400-00000	COD BUDGET - RESTRICTED	6	3
438361-00001	TELEMETRY MODULE FOR IN-SITU MONITO	6	3
438381-00001	FLEXIBLE BROAD-BAND OPTICAL DEVICE	6	3
438461-00001	SITE CONTRIBUTION TO CENTER MANAGEM	6	3
438471-00001	MAPPING TRANSPORT PATHWAYS THROUGH	6	3
440021-22018	JAMP ADMIN - FY18	6	3
440021-32018	JAMP SUMMER - FY18	6	3
447591-00001	IPA FOR UPADHYA 7/17-6/18	6	3
447601-00001	INVESTIGATION OF THE FAS-II ENZYME,	6	4
460602-00001	CONVERGENCE OF CELLULAR AND MOLECUL	6	4
460933-00001	DYSREGULATED HYPOTHALAMIC-PITUITARY	6	4
461012-00001	NEUROSCIENCE - F. SOHRABJI / R. MIR	6	4
461187-00001	PREPARATION AND DISTRIBUTION OF ADU	6	4
461681-01001	INDENTIFICATION AND ROLE OF TYPE	6	4
461911-01001	THE ROLES OF FAM20C (DMP4)- 45.5%	6	4
462012-00001	ROLE OF THE PHOSPHOLIPIDS IN GOLGI	6	4
462161-02001	CONTEXT-SPECIFIC FUNCTIONS OF CDK8	6	5
462271-01001	DEVELOPMENT OF AN EFFECTIVE DISC	6	5
462351-00003	IDENTIFICATION AND FUNCTION - YR 3	6	5
462361-02001	PLACENTAL TROPHOBLAST INFECTION TLR	6	5
462471-00001	ROLE OF SENSORY NEUROPEPTIDES	6	5
462675-00001	NEUROSTEROID TREATMENT FOR OP INTOX	6	5
462811-00000	NCGA: DEVELOPMENT OF ZEIN	6	5
462811-00002	NCGA: DEVELOPMENT OF ZEIN	6	5
462981-00001	UF: RURAL LIFESTYLE EATING AND ACTI	6	5
463041-00001	CLINICAL RESEARCH - MECHANISMS OF	6	6
463261-00002	NIH: REGULATION OF FEEDING BEHAVIOR	6	6
463281-00002	NIH: APPLICATION OF IMAGING TO	6	6
463374-00004	VACCINE CANDIDATES FOR Q FEVER	6	6
463441-00001	NSF: I/UCRC: CENTER FOR HEALTH ORGA	6	6
463471-00001	ADVANCED METHODS FOR MIMICKING--A21	6	6
463471-00002	ADVANCED METHODS FOR MIMICKING--UG	6	6
463591-00001	MECHANISM OF EPHRIN SIGNALING	6	6
463601-00001	NIH: ETHANOL AND GLUTAMATERGIC TRAN	6	6
463621-00001	NIH: OPTOGENETIC APPROACHES TO STUD	6	7
463621-01001	NIH: URSULA WINZER-SERHAM, NEUROSCI	6	7
463671-00001	MOLECULAR BINDING REACTION THAT IN	6	7

Printed on a Xerox 9700 Laser Printing System at the Computing Services Center / Texas A&M University

Form: URGB01 (02/05/85)

Account	Name	Section	Page
463771-00002	MOLECULAR CONTROL CALCIUM-YR 2-UG	6	7
463781-00001	MECHANISTIC ROLE OF RND3 IN RESP	6	7
463934-00001	TRANSPORT PHENOMENA IN THE LYMPHATI	6	7
464081-00001	MONOSODIUM LUMINOL FOR IMPROVING	6	7
464091-00001	HUMAN IPSC-DERIVED GABA-ERGIC PREC	6	7
464111-00000	CONTRACT BETWEEN TAMHSC AND THE MOR	6	8
464111-00001	CONTRACT BETWEEN TAMHSC AND THE MOR	6	8
464112-00000	CONTRACT BETWEEN TAMHSC AND THE MOR	6	8
464112-00001	SUPPLEMENT 2016	6	8
464264-00001	WORKING ON WELLNESS/TRABAJANDO EN E	6	8
464304-00005	CTEHR-YR. 4 - COEC	6	8
464304-00007	CTEHR-YR. 4 - COEC - SUPPLEMENT	6	8
464304-01003	CTEHR-YR. 4 - FUCHS-YOUNG 2015 PILO	6	8
464304-01012	CTEHR-YR.4 -FUCHS-YOUNG -HURRICANE	6	8
464311-03001	TXHHSC: STAR KIDS - SUPPLEMENT	6	9
464331-00001	SHIRE: QUANTIFYING THE IMPACT (HSC)	6	9
464374-00001	YEAR 4 - RECRUIT - FIRST-TIME TENUR	6	9
464421-00003	A NEW ANIMAL MODEL FOR STRESS-INDUC	6	9
464571-01001	HIGH ACCURACY QUANTUM DOT - OBER	6	9
464583-00001	CONTINUATION & EXPANSION-COM-YR3	6	9
464583-00002	CONTINUATION & EXPANSION-SPH-YR 3	6	9
464603-00001	YEAR 3 - THERAPEUTIC TARGETING OF S	6	9
464641-00001	USDA: SALUD PARA USTED Y SU FAMILIA	6	10
464723-00001	MATERNAL AND CHILD HEALTH PUBLIC HE	6	10
464781-01001	FUNCTIONAL ANATOMY OF MAMMALIAN	6	10
464821-00001	NATURAL DENTAL IMPLANTS REPLICATE T	6	10
464883-00001	TUMOR SUPPRESSION THROUGH THE CGAMP	6	10
464891-00001	THE ROLE OF STEM CELL DERIVED MICRO	6	10
464904-00001	TARGETING HER2 FOR CANCER THERAPY H	6	10
464904-00002	TARGETING HER2 FOR CANCER THERAPY T	6	10
464941-00001	NSF CHOT INDUSTRY MEMBERSHIP: THE R	6	10
464951-00000	NEURONAL NICOTINIC ACETYLCHOLINE	6	11
464951-00001	NEURONAL NICOTINIC ACETYLCHOLINE	6	11
464951-00002	NEURONAL NICOTINIC ACETYLCHOLINE	6	11
464961-01001	COLLAGEN BINDING	6	11
464971-00001	BIPHASIC ROLES OF OSX-WNT-B-CATENIN	6	11
464992-00001	PHASE II: ADVANCED PROCEDURE RESEAR	6	11
465013-00001	THE COMBINATORIAL DRUG DISCOVERY PR	6	11
465014-00001	CDDP-YEAR 4	6	11
465051-00000	NOVEL CB1 INVERSE AGONISTS FOR	6	11
465051-00001	NOVEL CB1 INVERSE AGONISTS FOR	6	12
465063-00001	POSTDOCTORAL TRAINING IN GENERAL, P	6	12
465092-00001	DEVELOPING NEW COMBINATORY THERAPIE	6	12
465093-00001	DEVELOPING NEW COMBINATORY THERAPIE	6	12
465213-00001	IMPLEMENTING THE DISASTER RECOVERY	6	12
465233-00001	THE ROLE OF EARLY PREGNANCY SERUM M	6	12
465291-00001	NIH: OBESITY, STRESS, AND NEUROMUSC	6	12
465322-00000	MH-PEER COUNSELING AND REINTEGRATIO	6	12
465323-00000	MH-PEER COUNSELING AND REINTEGRATIO	6	12
465323-00001	DSHS 2018: PAYROLL ONLY	6	13
465341-00001	COMPARATIVE EFFICACY OF CEFTOLOZANE	6	13

Printed on a Xerox 9700 Laser Printing System at the Computing Services Center / Texas A&M University

Form: URGB01 (02/05/85)

Account	Name	Section	Page
465351-00001	CHARACTERIZATION OF -HSC BUDGET	6	13
465391-00001	VAGUS NERVE STIMULATION AS A TREATM	6	13
465411-00001	NIH: PHYSICAL ACTIVITY IMPACTS OF A	6	13
465461-00001	ROLES OF LOX-1 AND STRESS-ACTIVATED	6	13
465561-00001	S. LOGAN - SUPPLEMENT - MECHANISM O	6	13
465651-00001	ROLE OF NUCLEOSTEMIN IN CONFERRING	6	13
465691-00001	BACTERIAL EXPORT OF FOLDED PROTEINS	6	13
465711-00001	RESTORE: CENTERS OF EXCELLENCE	6	14
465742-00001	IMPROVING CONTRAST FOR ANTIBODY-BAS	6	14
465742-00002	IMPROVING CONTRAST FOR ANTIBODY-BAS	6	14
465751-00001	NSF CHOT INDUSTRY MEMBERSHIP: CUSTO	6	14
465783-00001	NCE CPRIT DISSEMINATION: TRAINING C	6	14
465791-00001	NEURAL LEARNING OF TEMPORAL STRUCTU	6	14
465831-00001	THE SPLICING FACTOR SF3B1 IS A MAST	6	14
465841-00001	DEFINING THE MOLECULAR MECHANISMS O	6	14
465861-00001	MANIPULATION OF HOST COMPLEMENT BY	6	14
465951-00001	TAMU: PERCEPTIONS OF COMMUNITY RESI	6	15
465961-00001	GUSTATORY RECEPTORS SENSE RNA AND R	6	15
465991-00001	CHILDREN AGAINST ANTIMICROBIAL RESI	6	15
466001-00001	THE ROLE OF SMALL NON-CODING RNA IN	6	15
466051-00001	PRENATAL MICRORNA NEURO-THERAPEUTIC	6	15
466051-00002	PRENATAL MICRORNA NEURO DR. JUN WAN	6	15
466072-00001	NANOPARTICLE ADJUVANTS FOR IMPROVED	6	15
466101-00001	REGENERATION OF TUBULAR VASCULARIZE	6	15
466111-00001	CONSERVED RNA SECONDARY STRUCTURES	6	16
466141-00001	EFFECT OF INFLAMMATION ON RECOVERY	6	16
466211-00001	OPTICAL COHERENCE TOMOGRAPHY TO STU	6	16
466221-00001	NSF CHOT INDUSTRY MEMBERSHIP: THE A	6	16
466231-00001	NSF CHOT INDUSTRY MEMBERSHIP: EVALU	6	16
466261-00001	DEVELOPMENT OF A MICROFLUIDIC FLOW	6	16
466281-00001	DEVELOPMENT OF A MOUSE MODEL OF PED	6	16
466301-00001	IMPROVED LIVE ATTENUATED BRUCELLA V	6	16
466321-00001	DEVELOPING CLASSIFICATION CRITERIA	6	16
466341-00001	STAT3 IN MYELOID CELLS: A REGULATOR	6	17
466361-00001	FOXO/NFKB INTERACTIONS IN THE REGUL	6	17
466402-00001	REGULATION OF TUMOR AGGRESSIVENESS	6	17
466421-00001	EHF: ADDRESSING RURAL HEALTH CHALLE	6	17
466431-00000	CB1 ALLOSTERIC MODULATORS: MOLECULA	6	17
466431-00001	CB1 ALLOSTERIC MODULATORS: MOLECULA	6	17
466461-00002	RAP1 SIGNALING SYSTEM REINFORCES ON	6	17
466482-00001	A PLATFORM TECHNOLOGY FOR THE ISOLA	6	17
466492-00001	NOVEL ROLES FOR NIK IN HIGH-GRADE G	6	17
466501-00001	BROADLY NEUTRALIZING NON-ANTIBODY P	6	18
466561-00001	ARGEN-X BVBA - WARD	6	18
466561-00002	ARGEN-X BVBA - OBER	6	18
466571-00001	DHHS-ACL: SUSTAIN FOR BETTER HEALTH	6	18
466592-00001	AN UNLIKELY THERAPEUTIC TARGET FOR	6	18
466602-00001	RURAL HEALTH RESEARCH GRANT PROGRAM	6	18
466602-01001	SRHRC PROJECT 1 - MCKYER	6	18
466602-02001	SRHRC PROJECT 2 - MORRISEY	6	18
466602-03001	SRHRC PROJECT 3	6	18

Printed on a Xerox 9700 Laser Printing System at the Computing Services Center / Texas A&M University

Form: URGB01 (02/05/85)

Account	Name	Section	Page
466602-04001	SRHRC PROJECT 4 - BOLIN	6	19
466621-00001	AGING EFFECT ON GENOME MAINTENANCE	6	19
466631-00001	XENEX RESEARCH AGREEMENT	6	19
466641-00001	UTMB: FETAL CELL SENESCENCE SIGNALS	6	19
466741-00001	THE MENTORS PROJECT - MCM BUDGET	6	19
466741-01002	THE MENTORS PROJECT - MPIN BUDGET	6	19
466751-00001	NANOPARTICLES MADE FROM IPS CELL-DE	6	19
466751-00002	NANOPARTICLES MADE FROM IPS CELL-DE	6	19
466761-00001	FUNCTIONAL AND BIOINFORMATIC ANALYS	6	20
466791-00001	NAS: FACTORING IN THE HUMAN IN OFFS	6	20
466801-00001	TRIM PROTEINS POLARIZE DNA SENSING	6	20
466851-00001	CARDIAC MYOSIN BINDING PROTEIN-C PH	6	20
466861-00001	AGRILIFE: DFPS PROGRAM EVALUATION	6	20
466871-00001	CURCUMIN NANOPARTICLE THERAPY FOR G	6	20
466881-00002	EPIGENETIC MECHANISMS YEAR 2	6	20
466941-00001	FUNCTIONAL CONSEQUENCES OF ACUTE OP	6	20
466951-00001	TAMU-CC/TX GOV: DR 2 PILOT PROJECT	6	20
466981-00001	DEVELOPING A PROVIDER TOOL TO IMPRO	6	21
466991-00001	TEX-VAL: TEXAS A&M TISSUE CHIP VALI	6	21
467041-00001	INNOVATIVE STATISTICAL MODELS FOR D	6	21
467111-00001	CHONDROCYTE-DERIVED BONE CELLS DETE	6	21
467121-00001	NOVEL THERAPEUTIC STRATEGIES FOR AC	6	21
467131-00001	A RANDOMIZED CLINICAL TRIAL WITH TR	6	21
467151-00001	DEFINITION OF TARGETS TO INHIBIT SA	6	21
467161-00001	SEX DIFFERENCES	6	21
467191-00001	PRIVACY PRESERVING INTERACTI	6	22
467191-01001	TAMU - VISUALIZATION (ERIC REGAN)	6	22
467211-00001	DECODING THE GENE REGULATORY MECHAN	6	22
467231-00002	TOLERANCE MECHANISMS PHASE I TASK 2	6	22
467241-00001	BAYLESS BUDGET	6	22
467241-00002	SITCHERAN BUDGET	6	22
467251-00002	BROOKE RUSSELL-MICROBES & COLON CAN	6	22
467291-00001	THE ROLE OF HYPOTHALAMIC NEUROPEPTI	6	22
467331-00001	HIGH THROUGHPUT COMBINATORY DRUG SC	6	22
467341-00001	ISOLATION OF TERMINAL SCHWANN CELLS	6	23
467361-00001	MATERNAL AND CHILD HEALTH FIELD-INI	6	23
467371-00001	NEUROENDOCRINE REGULATION OF BILIAR	6	23
467371-00002	DOSTAL-NEUROENDOCRINE REGULATION OF	6	23
467371-00003	HEIN-NEUROENDOCRINE REGULATION OF B	6	23
467391-00002	TTI/CDC:LEVERAGING MOTOR VEHICLE CR	6	23
467402-00001	CENTER FOR INTEGRATION OF GENOMICS	6	23
467411-00001	THE ROLE OF FAM20B-CATALYZED PROTEO	6	23
467441-00001	TEXAS RAPE PREVENTION AND EDUCATION	6	23
467451-00001	COPING WITH STRESS: SKARE BUDGET	6	24
467451-00002	COPING WITH STRESS: HYDE BUDGET	6	24
467491-00001	THE PARACRINE REGULATION OF MAST CE	6	24
467501-00000	ANALYSIS OF ALTERNATE LIGHT IN THE	6	24
467501-00001	ANALYSIS OF ALTERNATE LIGHT IN THE	6	24
467521-00001	SMALL MOLECULE MEDIATED RESTORATION	6	24
467561-00000	THE ROLE OF EXRNA IN HEALTH DISPAR	6	24
467561-00001	THE ROLE OF EXRNA IN HEALTH DISPAR	6	24

Printed on a Xerox 9700 Laser Printing System at the Computing Services Center / Texas A&M University

Form: URGB01 (02/05/85)

Account	Name	Section	Page
467571-00001	LGR4 IN BREAST CANCER PROGRESSION A	6	25
467581-00001	IPA FOR XU 7/17-6/18	6	25
467651-00001	INNATE IMMUNE SIGNALING AND TYPE I	6	25
467671-00001	TYTAP CONTINUATION FUNDING FY2018-1	6	25
467691-00001	ROLE OF MICROBIOTA DYSBIOSIS ON LYM	6	25
467701-00001	ADIPOSE TISSUE LYMPHATIC VESSEL FUN	6	25
467721-00001	ADVANCED PROCEDURE RESEARCH STUDY -	6	25
467751-00001	NOVEL SIGNALS REGULATE CELL FATE PA	6	25
467761-00000	RESEARCH AGREEMENT WITH IMMUNOVA,	6	25
467761-00001	RESEARCH AGREEMENT WITH IMMUNOVA,	6	26
467791-00001	COMPREHENSIVE TOOLS AND MODELS FOR	6	26
467791-01001	MCDONALD_COMPREHENSIVE TOOLS AND MO	6	26
467801-00001	NLRC5: A NOVEL BIOMARKER AND THERAP	6	26
467811-00001	IDENTIFICATION OF ALTERATIONS OF TH	6	26
467821-00001	VEGF-D INDUCED LYMPHANGIOGENESIS:	6	26
467831-00001	GLOBAL CHANGES IN THE 3'UTROME TOGG	6	26
467841-00001	(IPA): VA EMERGENCY MANAGEMENT AND	6	26
467861-00001	REGULATION OF BILIARY GROWTH AND FI	6	26
467871-00001	MITOCHONDRIAL DYSFUNCTION AND ABERR	6	27
467871-00002	MITOCHONDRIAL DYSFUNCTION SHETTY BU	6	27
467881-00000	STRUCTURAL DETERMINATION OF EPINEPH	6	27
467881-00001	STRUCTURAL DETERMINATION OF EPINEPH	6	27
467901-00001	SYNAPTIC PLASTICITY AND ALCOHOL USE	6	27
467921-00001	MOLECULAR CHARACTERIZATION OF A NOV	6	27
467931-00001	MELATONIN FOR REVERSING BRAIN DYSFU	6	27
467941-00001	RELATIONSHIPS AMONG METRONIDAZOLE R	6	27
468001-00001	A PILOT RCT ON THE EFFECT OF RESVER	6	28
468021-00001	CMV PENTAMERIC COMPLEX BASED VACCIN	6	28
468021-00002	CMV PENTAMERIC COMPLEX BASED - MCM	6	28
468031-00000	SEXUAL ASSAULT NURSE EXAMINER (SANE	6	28
468031-00001	SEXUAL ASSAULT NURSE EXAMINER (SANE	6	28
468041-00001	CYTOBITS - A HIGH-THROUGHPUT SCREEN	6	28
468071-00001	IPA FOR RAKESHWAR GULERIA YR 2017-1	6	28
468081-00001	COGNITIVE ANALYSIS OF USE OF MHEALT	6	28
468091-00001	CLASSICAL COMPLEMENT PATHWAY EVASIO	6	28
468111-00001	ARTIFICIAL ECOLOGY SINK AS PROPHYLA	6	29
468121-00001	IMPACT OF VARIDESK USAGE AND GAMIFI	6	29
468131-00001	YEAR 1.1 COM - MCCLELLAN	6	29
468131-01001	YEAR 1.1 SPH - BOLIN	6	29
468161-00001	YR 1 - GCC CENTER FOR ADVANCED MICR	6	29
468171-00001	NO FALLS PARTNERSHIP	6	29
468181-00001	CHS SMALL: CONNECTING ACROSS DISTAN	6	29
468201-00001	COM NEUROSCIENCE (HOOK AND SOHRABJI	6	29
468201-01001	COM MICROBIAL PATHOGENESIS (ALANIZ)	6	29
468211-00001	CARDIAC MYOSIN BINDING PROTEIN-C MO	6	30
468221-00001	EMPOWERING RURAL COMMUNITIES AND FA	6	30
468231-00001	WEAVING THE TASINA LUTA: A COMMUNIT	6	30
468241-00001	YEAR 1: MITOCHONDRIAL DNA INSTABILI	6	30
468261-00001	YEAR 1 - IDENTIFY STREPTOCOCCUS GAL	6	30
468281-00001	FARMWORKERS RISK OF EXPOSURE TO ANT	6	30
468291-00001	NIH-EPIGENETIC ATTENUATION	6	30

Printed on a Xerox 9700 Laser Printing System at the Computing Services Center / Texas A&M University

Form: URGB01 (02/05/85)

Account	Name	Section	Page
468301-00001	EARLY PREDICTORS OF FASD IN UKRAINE	6	30
468321-00001	CAUSE OF DEATH ON-LINE TRAININGS	6	31
480100-00000	RESEARCH FOUNDATION PAYROLL-MEDICIN	6	31
480101-00000	RESEARCH FOUNDATION PAYROLL-DENTIST	6	31
486000-00000	CIADM/BARDA	6	31
486000-00001	CIADM/BARDA	6	31
488888-	CIADM PAYROLL CLEARING	6	31
500074-00000	MCALLEN CAMPUS-CITY OF MCALLEN GIFT	6	31
500078-00000	FACULTY SUNSHINE FUND	6	31
500117-00000	BLEIDT ACAD AFFAIRS DISCRETIONARY	6	32
500119-00000	SILVER STAR GALA	6	32
500120-00000	COP-DEAN'S EXCELLENCE FUND	6	32
500120-00001	DR. CHOUDHURY	6	32
500121-00000	SPECIAL GIFTS-CORP/PRIVATE	6	32
530004-00000	E.L. WEHNER/WELCH FOUNDATION	6	32
530008-00000	COX ENDOWED CHAIR	6	32
530022-01001	HASSKARL HUMANISM AWARD	6	32
530025-00000	ESTILL GIFT-EXPERIENTIAL PROGRAM	6	32
530045-00000	COP - LEADS	6	33
530045-35500	COP-LEADS BUSTAMANTE	6	33
530057-00000	WALGREENS CULTURE DIVERSITY PROGRAM	6	33
530066-00000	WEST, N&W END CHAIR-IBT-TX MED CTR	6	33
530096-00000	ORAL SURGERY FELLOWSHIP	6	33
530099-00000	MHA LEADSHIP ENHANCEMENT PROGRAM	6	33
530099-22000	MHA-SCHOLARSHIP/PHPM SPECIAL	6	33
530099-22001	SPH PASSTHROUGH SCHOLARSHIPS	6	33
530100-00000	KLS MARTIN GIFT	6	34
530164-00000	SPH-RESTRICTED GIFTS	6	34
530164-68000	GIFT SHARMA FUNDS	6	34
530168-00000	CIRO V. SUMAYA ENDOWMENT FUND	6	34
530168-00001	SUMAYA SCHOLARSHIP ACCOUNT	6	34
530170-00000	JEROME J CONGLETON END SCH FOR ERGO	6	34
530172-00000	STEARMAN PROFESSOR OF GENOMIC MEDIC	6	34
530177-00000	HEALTH FAIRS	6	34
530181-00000	CIID - PULMOTECT FUNDS	6	34
530183-00000	WELLS-RESEARCH	6	35
530190-00000	PHARMACY ENTREPRENEURSHIP ELECTIVE	6	35
530192-00000	ALKEK ACCELERATOR FOR ADVANCED IMAG	6	35
530195-00000	INSTITUTE FOR REGENERATIVE MEDICINE	6	35
531017-00000	BOFF, JOHN F ENDOWED SCHOLARSHIP	6	35
540006-00000	LIPIDOMICS/METABOLOMICS LAB SUPPORT	6	35
540009-00000	BENCH FEE FOR SHAIMAA ALI GAD	6	35
576001-00000	BOHF-ALUMNI SUPPORT	6	35
576010-00000	BOHF-INCOME STATEMENT	6	36
576020-00000	UNALLOCATED-BOHF	6	36
576040-00000	BOHF-ACADEMIC SUPPORT	6	36
576050-00000	BOHF-ACADEMIC AFFAIRS	6	36
576080-00000	BOHF-ADMISSIONS AND RECRUITMENT	6	36
576085-00000	BOHF-STUDENT AFFAIRS	6	36
576115-00000	BOHF-RESEARCH PROJECTS	6	36
576120-00000	BOHF-BIOMEDICAL SCIENCE	6	36

Printed on a Xerox 9700 Laser Printing System at the Computing Services Center / Texas A&M University

Form: URGB01 (02/05/85)

Account	Name	Section	Page
576280-00000	BOHF-COMMENCEMENT	6	36
576300-00000	BOHF-OFFICE OF THE DEAN	6	37
576310-00000	BOHF-DENTAL HYGIENE	6	37
576320-00000	BOHF-DENTAL JOURNAL	6	37
576330-00000	BOHF-DIAGNOSTIC SCIENCES	6	37
576340-00000	BOHF-ASSOCIATE DEAN FOR FINANCE	6	37
576350-00000	BOHF-GENERAL DENTISTRY	6	37
576355-00000	BOHF-CLINIC AEGD	6	37
576360-00000	BOHF-GENERAL INSTITUTIONAL	6	37
576365-00000	BOHF-EXCESS ORP SALARIES	6	37
576390-00000	BOHF-GRADUATE PGM OPS	6	38
576400-00000	BOHF-RESEARCH STTP	6	38
576490-00000	BOHF-COMMUNITY OUTREACH SERVICES	6	38
576500-00000	BOHF-ORAL SURGERY	6	38
576510-00000	BOHF-ORTHODONTICS	6	38
576530-00000	BOHF-PEDIATRIC DENTISTRY	6	38
576540-00000	BOHF-PERIODONTICS	6	38
576560-00000	BOHF-COMMUNICATIONS & DEVELOPMENT	6	38
576570-00000	BOHF-PUBLIC HEALTH SCIENCE	6	38
576580-00000	BOHF-PURCHASING	6	39
576600-00000	BOHF-RESTORATIVE SCIENCE	6	39
576610-00000	BOHF-ENDODONTICS	6	39
576620-00000	BOHF-GRADUATE PROSTHODONTICS	6	39
576670-00000	BOHF-STUDENT AFFAIRS	6	39
576740-00000	BOHF-ACADEMIC SCHOLARSHIPS	6	39
576765-00000	KELLOG/ADEA MATCHING	6	39
600019-00000	ESTILL FOUNDATION SCHOLARSHIP	6	39
600060-00000	WALGREENS DIVERSITY SCHOLARSHIP	6	39
600061-00000	BEXAR COUNTY PHARM ASSOC END SCHOLA	6	40
600066-00000	DR JAMES ROBERTSON JR MEMORIAL FUND	6	40
600076-00000	SPH-VARIOUS DONORS SCHOLARSHIP	6	40
600076-26241	BRITISH PETROLEUM FUNDS	6	40
600076-26244	MARCIA G. ORY SCHOLARSHIP FUNDS	6	40
600077-00000	COP-VARIOUS DONORS SCHOLARSHIP	6	40
600077-00003	DEBRA L WOOD 01 N RAYMOND WOOD SCHO	6	40
600077-00004	NABP-AMERICAN ASSOC OF COLLEGE PHAR	6	40
600077-03511	CVS HEALTH FOUNDATION PHARM SCHOOL	6	41
600078-00000	P.M. RANGEL FAMILY SCHOLARSHIP FUND	6	41
600087-00000	D.D.HACHAR & LAMAR BRUNI SCHOLARSHI	6	41
600095-00000	DR. MARTIN FARIAS III SCHOLAR FUND	6	41
600096-00000	CVS STUDENT SCHOLARSHIP	6	41
600097-00000	TARRANT CTY PHARM ASSOC END SCHOLAR	6	41
600098-00000	MOORE'S PHARM INC/TX PHARM FDN END	6	41
600101-00000	END SCH-DR. DIANE BENSON, RUTH & AU	6	42
600102-00000	ERLE & ALICE NYE ENDOWED SCHOLARSHI	6	42
600103-00000	EDMUND & WILLIE MAE QUINLAN SCHOLAR	6	42
600107-00000	WILKERSON ENDOWED LEGACY SCHOLARSHP	6	42
600115-00000	RYAN R. GIBBS MEMORIAL SCHOLARSHIP	6	42
600116-00000	NANCY W DICKEY, M.D. ENDOWED SCHLRP	6	42
600118-00000	MOHR, SHAWN NURSING ENDOWED SCHOLAR	6	42
600132-00000	DR JAMES ROBERSTON JR MAKE A DIFF S	6	43

Printed on a Xerox 9700 Laser Printing System at the Computing Services Center / Texas A&M University

Form: URGB01 (02/05/85)

Account	Name	Section	Page
600136-00000	MICHAEL BRUCE DUCHIN MEMORIAL FELLO	6	43
600149-00000	CHRISTEN ADDISON COLEMAN ENDOWED SC	6	43
601012-00000	FRIENDS OF BAYLOR SCHOLARSHIP FUND	6	43
601030-00000	BETTYE M WHITEAKER SCHOLARSHIP	6	43
601060-00000	BUSH JONES-SPRENGER SCHOLARSHIP	6	43
601100-00000	CLAUDE WILLIAMS SCHOLARSHIP	6	43
601120-00000	ATDA MEMORIAL SCHOLARSHIP FUND	6	43
601125-00000	KERNEY LADAY SCHOLARSHIP FUND	6	44
601130-00000	CARUS DENTAL SCHOLARSHIP	6	44
601150-00000	WILLIAM & JESSAMINE YOUNGER END SCH	6	44
692000-00000	AUTOMATED AFR ADJUSTMENTS	6	44
692110-00000	AFR/BUDGET ONLY-FUNCTION 10	6	44
692200-00000	AFR/BUDGET ONLY - FUNCTION 20	6	44
692250-00000	AFR/ BUDGET ONLY-FUNCTION 25	6	44
692300-00000	AFR/BUDGET ONLY-FUNCTION 30	6	44
692350-00000	AFR/BUDGET ONLY-FUNCTION 35	6	45
692500-00000	AFR/BUDGET ONLY-FUNCTION 60	6	45

Printed on a Xerox 9700 Laser Printing System at the Computing Services Center / Texas A&M University

Form: URGB01 (02/05/85)

Account	Name	Section	Page

****
* *
* BLANK PAGE *
* *
****

Printed on a Xerox 9700 Laser Printing System at the Computing Services Center / Texas A&M University

Form: URGB01 (02/05/85)

Name	Account	Section	Page
PHARMACY SPECIAL ITEM-ACADEMIC SUP	181001-03570	2	48
(IPA): VA EMERGENCY MANAGEMENT AND	467841-00001	6	26
A NEW ANIMAL MODEL FOR STRESS-INDUC	464421-00003	6	9
A PILOT RCT ON THE EFFECT OF RESVER	468001-00001	6	28
A PLATFORM TECHNOLOGY FOR THE ISOLA	466482-00001	6	17
A RANDOMIZED CLINICAL TRIAL WITH TR	467131-00001	6	21
ACADEMIC AFFAIRS	150017-00000	2	36
ACADEMIC AFFAIRS	220650-03520	3	35
ACADEMIC AFFAIRS	220640-03520	3	34
ACADEMIC AFFAIRS	220420-03520	3	31
ACADEMIC AFFAIRS	200184-03520	3	5
ACADEMIC AFFAIRS	200183-59008	3	3
ACADEMIC AFFAIRS	181000-03520	2	46
ACADEMIC AFFAIRS	181001-03520	2	48
ACADEMIC AFFAIRS	128400-03520	2	28
ACADEMIC AFFAIRS	128100-00000	2	26
ACADEMIC AFFAIRS	127100-03520	2	23
ACADEMIC AFFAIRS - COLLEGE STATION	181000-13520	2	47
ACADEMIC AFFAIRS - COM	128004-00000	2	25
ACADEMIC SUPPORT FUNCTION	290036-00025	3	52
ACADEMIC TECHNOLOGY FEE	220870-00000	3	37
ACHE FACHE-MHA HEALTH POLICY	206006-26261	3	13
ADIPOSE TISSUE LYMPHATIC VESSEL FUN	467701-00001	6	25
ADMIN - DSRIP	205091-00002	3	12
ADMINISTRATIVE COSTS (HSC)	183000-01200	2	51
ADMINISTRATIVE STIPENDS - COM	128010-00000	2	25
ADMISSIONS & RECRUITMENT	159013-00000	2	40
ADMISSIONS & RECRUITMENT	221130-00000	3	39
ADMISSIONS-COLLEGE OF MEDICINE	159000-00000	2	39
ADVANCED METHODS FOR MIMICKING--A21	463471-00001	6	6
ADVANCED METHODS FOR MIMICKING--UG	463471-00002	6	6
ADVANCED PROCEDURE RESEARCH STUDY -	467721-00001	6	25
ADVISING SVC FEE-SPH	220710-00000	3	36
AFR ADJUSTMENTS -FUNCTION 35	260000-00000	3	50
AFR REPORTING-FUNCTION 70	302500-00000	5	3
AFR/ BUDGET ONLY-FUNCTION 25	692250-00000	6	44
AFR/BUDGET - TUITION	101999-00000	2	1
AFR/BUDGET ADJ ONLY-FUNCTION 15	410000-00000	6	2
AFR/BUDGET ONLY - FUNCTION 10	116100-00000	2	4
AFR/BUDGET ONLY - FUNCTION 10	260110-00000	3	50
AFR/BUDGET ONLY - FUNCTION 15	260150-00000	3	50
AFR/BUDGET ONLY - FUNCTION 20	692200-00000	6	44
AFR/BUDGET ONLY FUNCTION 60	260180-00000	3	51
AFR/BUDGET ONLY-FUNCTION 10	692110-00000	6	44
AFR/BUDGET ONLY-FUNCTION 20	260120-00000	3	50
AFR/BUDGET ONLY-FUNCTION 25	260170-00000	3	51
AFR/BUDGET ONLY-FUNCTION 30	260130-00000	3	50
AFR/BUDGET ONLY-FUNCTION 30	692300-00000	6	44
AFR/BUDGET ONLY-FUNCTION 35	692350-00000	6	45
AFR/BUDGET ONLY-FUNCTION 40	260140-00000	3	50
AFR/BUDGET ONLY-FUNCTION 60	692500-00000	6	45

Printed on a Xerox 9700 Laser Printing System at the Computing Services Center / Texas A&M University

Form: URGB01 (02/05/85)

Name	Account	Section	Page
AGING EFFECT ON GENOME MAINTENANCE	466621-00001	6	19
AGRILIFE: DFPS PROGRAM EVALUATION	466861-00001	6	20
ALKEK ACCELERATOR FOR ADVANCED IMAG	530192-00000	6	35
ALKHATEEB-SALMAN BIN ABDUL AZIZ UNI	212370-00000	3	27
ALPINI - SALARY SAVINGS	123177-10000	2	15
AMREIN - SALARY SAVINGS	123034-00000	2	12
AMSMIC	210340-00014	3	17
AN UNLIKELY THERAPEUTIC TARGET FOR	466592-00001	6	18
ANALYSIS OF ALTERNATE LIGHT IN THE	467501-00000	6	24
ANALYSIS OF ALTERNATE LIGHT IN THE	467501-00001	6	24
ANIMAL RESOURCE UNIT	280110-00000	4	1
ANIMAL RESOURCE UNIT	150040-00000	2	37
ANTIBODY & BIOPHARMA CORE DASHWOOD	210430-10000	3	17
APHA MEDICATION THERAPY MGMT (MTM)	206025-00000	3	14
APPIAH CS (23-200183-67781)	200183-67781	3	4
APPLICATION FEE-GRADUATE-ADM/ACAD R	221020-00000	3	38
APPLICATION FEE-HYGIENE	221030-00000	3	38
ARGEN-X BVBA - OBER	466561-00002	6	18
ARGEN-X BVBA - WARD	466561-00001	6	18
ARTIFICIAL ECOLOGY SINK AS PROPHYLA	468111-00001	6	29
ASSOC DEAN FOR FINANCE	150026-00000	2	37
ASSOCIATE DEAN FOR TEMPLE - S&W	128002-00000	2	25
ASTHMA PROGRAM	183000-00700	2	50
ATCP SUPPORT, REGISTRATION	210470-32000	3	18
ATDA MEMORIAL SCHOLARSHIP FUND	601120-00000	6	43
AUF - BYINGTON STARTUP	290015-00000	3	51
AUF-CLINICAL STRATEGY	290034-00000	3	51
AUF-COM BUDGET ONLY	290035-00000	3	51
AUF-ENHEALTH SUPPORT	290032-00000	3	51
AUF-HSC BUDGET ONLY	290036-00000	3	52
AUF-RECRUIT RESEARCH FACULTY & SPAC	290012-00000	3	51
AUF-RESEARCH FACULTY DEVELOPMENT	290033-00000	3	51
AUTOMATED AFR ADJUSTMENTS	692000-00000	6	44
BACTERIAL EXPORT OF FOLDED PROTEINS	465691-00001	6	13
BAYLESS BUDGET	467241-00001	6	22
BAYLOR BIOPSIES	128130-00000	2	26
BAYLOR MEDICAL CENTER	211550-00000	3	22
BCS EDUCATION PRE CLERKSHIP	128011-00001	2	25
BENCH FEE FOR SHAIMAA ALI GAD	540009-00000	6	35
BENEFITS FOR MEDICAL EDUCATION	152001-00000	2	39
BENEFITS PAID BY THE STATE	152000-00000	2	39
BENEFITS PAID BY THE STATE	100001-00000	2	1
BETTYE M WHITEAKER SCHOLARSHIP	601030-00000	6	43
BEXAR COUNTY PHARM ASSOC END SCHOLA	600061-00000	6	40
BIOMEDICAL INFORMATICS-COM	130072-00000	2	30
BIOMEDICAL SCIENCE-SPECIAL	250030-00000	3	47
BIOMEDICAL-INCENTIVE MERIT PROGRAM	128170-00000	2	27
BIOPHARMACEUTICAL CONSORTIUM	150064-00000	2	39
BIPHASIC ROLES OF OSX-WNT-B-CATENIN	464971-00001	6	11
BLEIDT ACAD AFFAIRS DISCRETIONARY	500117-00000	6	32
BOFF, JOHN F ENDOWED SCHOLARSHIP	531017-00000	6	35

Printed on a Xerox 9700 Laser Printing System at the Computing Services Center / Texas A&M University

Form: URGB01 (02/05/85)

Name	Account	Section	Page
BOHF-ACADEMIC AFFAIRS	576050-00000	6	36
BOHF-ACADEMIC SCHOLARSHIPS	576740-00000	6	39
BOHF-ACADEMIC SUPPORT	576040-00000	6	36
BOHF-ADMISSIONS AND RECRUITMENT	576080-00000	6	36
BOHF-ALUMNI SUPPORT	576001-00000	6	35
BOHF-ASSOCIATE DEAN FOR FINANCE	576340-00000	6	37
BOHF-BIOMEDICAL SCIENCE	576120-00000	6	36
BOHF-CLINIC AEGD	576355-00000	6	37
BOHF-COMMENCEMENT	576280-00000	6	36
BOHF-COMMUNICATIONS & DEVELOPMENT	576560-00000	6	38
BOHF-COMMUNITY OUTREACH SERVICES	576490-00000	6	38
BOHF-DENTAL HYGIENE	576310-00000	6	37
BOHF-DENTAL JOURNAL	576320-00000	6	37
BOHF-DIAGNOSTIC SCIENCES	576330-00000	6	37
BOHF-ENDODONTICS	576610-00000	6	39
BOHF-EXCESS ORP SALARIES	576365-00000	6	37
BOHF-GENERAL DENTISTRY	576350-00000	6	37
BOHF-GENERAL INSTITUTIONAL	576360-00000	6	37
BOHF-GRADUATE PGM OPS	576390-00000	6	38
BOHF-GRADUATE PROSTHODONTICS	576620-00000	6	39
BOHF-INCOME STATEMENT	576010-00000	6	36
BOHF-OFFICE OF THE DEAN	576300-00000	6	37
BOHF-ORAL SURGERY	576500-00000	6	38
BOHF-ORTHODONTICS	576510-00000	6	38
BOHF-PEDIATRIC DENTISTRY	576530-00000	6	38
BOHF-PERIODONTICS	576540-00000	6	38
BOHF-PUBLIC HEALTH SCIENCE	576570-00000	6	38
BOHF-PURCHASING	576580-00000	6	39
BOHF-RESEARCH PROJECTS	576115-00000	6	36
BOHF-RESEARCH STTP	576400-00000	6	38
BOHF-RESTORATIVE SCIENCE	576600-00000	6	39
BOHF-STUDENT AFFAIRS	576670-00000	6	39
BOHF-STUDENT AFFAIRS	576085-00000	6	36
BOOK SALES	301010-00000	5	1
BRAZOS VALLEY/HOUSTON EXPANSION	183000-00880	2	50
BRITISH PETROLEUM FUNDS	600076-26241	6	40
BROADLY NEUTRALIZING NON-ANTIBODY P	466501-00001	6	18
BROOKE RUSSELL-MICROBES & COLON CAN	467251-00002	6	22
BRYAN COLLEGE STATION CAMPUS ADMIN	128011-00000	2	25
BUDGET DESIGNATED-ACADEMIC SUPPORT	210620-91000	3	19
BUDGET E&G - INSTRUCTION	130062-91001	2	29
BUDGET RESTRICTED - RESEARCH	410200-91003	6	2
BUSH JONES-SPRENGER SCHOLARSHIP	601060-00000	6	43
BUSTAMANTE START-UP FUNDS	121500-35554	2	6
CAMPUS MAIL	200184-99998	3	6
CAMPUS OPERATIONS	212100-00000	3	23
CAMPUS OPERATIONS	164100-00000	2	41
CARDIAC MYOSIN BINDING PROTEIN-C MO	468211-00001	6	30
CARDIAC MYOSIN BINDING PROTEIN-C PH	466851-00001	6	20
CAREER SERVICES-SPH	220730-00000	3	37
CARUS DENTAL SCHOLARSHIP	601130-00000	6	44

Printed on a Xerox 9700 Laser Printing System at the Computing Services Center / Texas A&M University

Form: URGB01 (02/05/85)

Name	Account	Section	Page
CAUSE OF DEATH ON-LINE TRAININGS	468321-00001	6	31
CBHEC DSME/TELEMEDICINE	183000-00810	2	50
CBHEC-COASTAL BEND HEALTH ED CTR	180007-00000	2	46
CBHEC-COMMUNITY HEALTH	180035-00000	2	46
CBHEC-CONTINUING MEDICAL EDUCATION	180023-00000	2	46
CBHEC-DIABETES CARE TEAM	210260-00000	3	16
CBHEC-DIABETES EDUCATION CENTER	180017-00000	2	46
CBHEC-HEALTH CAREERS RECRUITMENT	180018-00000	2	46
CB1 ALLOSTERIC MODULATORS: MOLECULA	466431-00000	6	17
CB1 ALLOSTERIC MODULATORS: MOLECULA	466431-00001	6	17
CCHD - OPERATIONS	205179-00000	3	12
CCHD PROMOTORA TRAINING CEU'S	206006-29000	3	13
CCHD-CONTRACTS AND SERVICES	210700-29000	3	20
CDDP-YEAR 4	465014-00001	6	11
CDSMP & DSMP TRAINING ORY	206006-58001	3	14
CENTER FOR ADVANCED IMAGING	212340-00000	3	27
CENTER FOR INTEGRATED MICROBIOTA RE	280190-00000	4	2
CENTER FOR INTEGRATION OF GENOMICS	467402-00001	6	23
CENTER MAXILLOFACIAL PROSTHODONTICS	203750-00000	3	11
CENTRAL STORES	280150-00000	4	1
CHARACTERIZATION OF -HSC BUDGET	465351-00001	6	13
CHEN, Z. - CSTR PILOT FY16	134034-00005	2	33
CHILDREN AGAINST ANTIMICROBIAL RESI	465991-00001	6	15
CHILDREN'S MEDICAL CENTER	211530-00000	3	22
CHONDROCYTE-DERIVED BONE CELLS DETE	467111-00001	6	21
CHOT - CONSULTING	210520-42000	3	18
CHOUDHURY (TRAVEL EXPENSES)	210230-35504	3	16
CHOUDHURY START-UP FUNDS	121500-35504	2	6
CHRISTEN ADDISON COLEMAN ENDOWED SC	600149-00000	6	43
CHS SMALL: CONNECTING ACROSS DISTAN	468181-00001	6	29
CHW TRAINING	205179-29002	3	13
CIADM PAYROLL CLEARING	488888-	6	31
CIADM/BARDA	486000-00000	6	31
CIADM/BARDA	486000-00001	6	31
CIID - PULMOTECT FUNDS	530181-00000	6	34
CIID IDC DISTRIBUTION	244873-00000	3	47
CIRO V. SUMAYA ENDOWMENT FUND	530168-00000	6	34
CLASSICAL COMPLEMENT PATHWAY EVASIO	468091-00001	6	28
CLAUDE WILLIAMS SCHOLARSHIP	601100-00000	6	43
CLINIC INCOME-GENERAL	105230-00000	2	3
CLINIC-AEGD	140045-00000	2	34
CLINIC-DENTAL HYGIENE	140150-00000	2	35
CLINIC-DENTAL HYGIENE	105010-00000	2	1
CLINIC-DIAGNOSTIC SCIENCE	140030-00000	2	33
CLINIC-DIAGNOSTIC SCIENCES	105020-00000	2	2
CLINIC-ENDODONTICS	105030-00000	2	2
CLINIC-ENDODONTICS	140110-00000	2	34
CLINIC-ENDODONTICS-GRADUATE	105040-00000	2	2
CLINIC-GENERAL DENTISTRY	105050-00000	2	2
CLINIC-GENERAL DENTISTRY	140040-00000	2	33
CLINIC-GENERAL DENTISTRY-GRADUATE	105060-00000	2	2

Printed on a Xerox 9700 Laser Printing System at the Computing Services Center / Texas A&M University

Form: URGB01 (02/05/85)

Name	Account	Section	Page
CLINIC-GRADUATE IMPLANT TRAINING	105070-00000	2	2
CLINIC-GRADUATE PROSTHODONTICS	140120-00000	2	34
CLINIC-OPERATIVE	105080-00000	2	2
CLINIC-ORAL SURGERY	105090-00000	2	2
CLINIC-ORAL SURGERY	140050-00000	2	34
CLINIC-ORAL SURGERY-GRADUATE	105100-00000	2	2
CLINIC-ORTHODONTICS	140060-00000	2	34
CLINIC-ORTHODONTICS-GRADUATE	105110-00000	2	2
CLINIC-PEDIATRIC DENTISTRY	105130-00000	2	3
CLINIC-PEDIATRIC DENTISTRY	140070-00000	2	34
CLINIC-PEDIATRIC DENTISTRY-GRADUATE	105140-00000	2	3
CLINIC-PERIODONTICS	105150-00000	2	3
CLINIC-PERIODONTICS	140080-00000	2	34
CLINIC-PERIODONTICS-GRADUATE	105160-00000	2	3
CLINIC-PROF SERV-STERILIZATION	203520-00000	3	10
CLINIC-PROF SRV-ORAL SURGERY-PRO SR	203715-00000	3	11
CLINIC-PROSTHODONTICS-FIXED	105170-00000	2	3
CLINIC-PROSTHODONTICS-GRADUATE	105180-00000	2	3
CLINIC-PROSTHODONTICS-REMOV	105190-00000	2	3
CLINIC-REGISTRATION	105210-00000	2	3
CLINIC-RESTORATIVE SCIENCE	140140-00000	2	34
CLINIC-STOMATOLOGY	105200-00000	2	3
CLINIC-3RD FLOOR DISPENSARY	140100-00000	2	34
CLINICAL AFFAIRS	140010-00000	2	33
CLINICAL LEARNING RESOURCE CENTER	127600-00000	2	24
CLINICAL LEARNING RESOURCE CENTER	280220-00000	4	2
CLINICAL LEARNING RESOURCE CENTER	210200-00000	3	16
CLINICAL RESEARCH - MECHANISMS OF	463041-00001	6	6
CMV PENTAMERIC COMPLEX BASED - MCM	468021-00002	6	28
CMV PENTAMERIC COMPLEX BASED VACCIN	468021-00001	6	28
COD - DIFFERENTIAL TUITION (BAT)	121600-00000	2	7
COD BUDGET - RESTRICTED	410400-00000	6	3
COD DSRIP INCENTIVE PAYMENTS	205091-00000	3	11
COD GENERAL INSTITUTIONAL	150027-00000	2	37
COD SUPPORT	211171-00000	3	21
COD-CLINIC MANAGEMENT FEE	221050-00000	3	38
COD-CLINIC-AEGD	221057-00000	3	38
COD-CLINIC-DENTAL HYGIENE	221059-00000	3	39
COD-CLINIC-GEN DENTISTRY	221055-00000	3	38
COD-CLINIC-ORTHODONTICS	221058-00000	3	38
COD-DRUG TESTING FEE	221240-00000	3	40
COD-INSTRUCTIONAL ENHANCEMENT FEE	221260-00000	3	40
COGNITIVE ANALYSIS OF USE OF MHEALT	468081-00001	6	28
COLLAGEN BINDING	464961-01001	6	11
COLLATERAL PRINT MATERIALS	150003-10000	2	35
COLLEGE OF NURSING SERVICES	280220-00001	4	3
COLLEGE STATION WORK ORDERS	200184-99999	3	6
COLLERECTAL GRANT COST SHARE - PY3	203101-64583	3	9
COM - EMPLOYEE ALLOWANCES	210040-00002	3	15
COM ADMINISTRATION	203100-00002	3	9
COM CELL ANALYSIS FACILITY	280080-00000	4	1

Printed on a Xerox 9700 Laser Printing System at the Computing Services Center / Texas A&M University

Form: URGB01 (02/05/85)

Name	Account	Section	Page
COM EXPANSION-REGENERATIVE MEDICINE	182001-00000	2	49
COM EXPANSION-ROUND ROCK	182002-00000	2	49
COM MICROBIAL PATHOGENESIS (ALANIZ)	468201-01001	6	29
COM NEUROSCIENCE (HOOK AND SOHRABJI	468201-00001	6	29
COM-BUDGET ONLY - FEES	220270-00000	3	29
COM-INSTRUCTIONAL ENHANCEMENT FEE	220410-00000	3	30
COMMUNICATION AND DEVELOPMENT	150033-00000	2	37
COMMUNICATIONS INITIATIVES	202059-00002	3	8
COMMUNICATIONS SRPH	126200-67010	2	20
COMMUNITY ED & OUTREACH PROGRAMS	210670-00000	3	19
COMPARATIVE EFFICACY OF CEFTOLOZANE	465341-00001	6	13
COMPREHENSIVE TOOLS AND MODELS FOR	467791-00001	6	26
COMPUTER USE FEE	220880-00000	3	37
CON - DIFFERENTIAL TUITION (BAT)	121700-00000	2	9
CON CONTINUING EDUCATION OUTREACH	206027-00000	3	14
CON DEV PROJECT - APPIAH	202059-21001	3	8
CONCESSIONS-MISCELLANEOUS INCOME	301030-00000	5	1
CONSERVED RNA SECONDARY STRUCTURES	466111-00001	6	16
CONTEXT-SPECIFIC FUNCTIONS OF CDK8	462161-02001	6	5
CONTINUATION & EXPANSION-COM-YR3	464583-00001	6	9
CONTINUATION & EXPANSION-SPH-YR 3	464583-00002	6	9
CONTINUING EDUCATION	206015-00000	3	14
CONTRACT BETWEEN TAMHSC AND THE MOR	464111-00001	6	8
CONTRACT BETWEEN TAMHSC AND THE MOR	464112-00000	6	8
CONTRACT BETWEEN TAMHSC AND THE MOR	464111-00000	6	8
CONVERGENCE OF CELLULAR AND MOLECUL	460602-00001	6	4
COP - DIFFERENTIAL TUITION (BAT)	121500-03540	2	6
COP - DIFFERENTIAL TUITION (BAT)	121500-03500	2	5
COP - DIFFERENTIAL TUITION (BAT)	121500-00000	2	5
COP - LEADS	530045-00000	6	33
COP BUDGET - DESIGNATED	260071-00000	3	50
COP BUDGET - RESTRICTED	410300-00000	6	2
COP-DEAN'S EXCELLENCE FUND	500120-00000	6	32
COP-INSTRUCTIONAL ENHANCEMENT	220420-03500	3	31
COP-INSTRUCTIONAL ENHANCEMENT FEE	220420-00000	3	30
COP-LEADS BUSTAMANTE	530045-35500	6	33
COP-VARIOUS DONORS SCHOLARSHIP	600077-00000	6	40
COPING WITH STRESS: HYDE BUDGET	467451-00002	6	24
COPING WITH STRESS: SKARE BUDGET	467451-00001	6	24
COST SHARE FOR WOMENS HEALTH GRANT	203101-68131	3	10
COST SHARE-BANKAITIS SRS #464781	130027-64781	2	28
COURSE FEES - PUBLIC HEALTH	220700-00000	3	36
COX ENDOWED CHAIR	530008-00000	6	32
CPRIT BCC CONT/EXP Y1- BOLIN	126260-68131	2	22
CRI SWAP/PROTEIN CORE-DASHWOOD	244871-12710	3	46
CS - ALPINI TAMRF - 467371	123177-67371	2	16
CS - ALPINI TAMRF 467861	123177-67861	2	16
CS - ALPINI 23-464891	123177-64891	2	16
CS - DAVIES SRS 465013	132002-65013	2	32
CS - DAVIES 465014	132002-65014	2	32
CS - MIRANDA - TAMSRS 466141	123000-66141	2	9

Printed on a Xerox 9700 Laser Printing System at the Computing Services Center / Texas A&M University

Form: URGB01 (02/05/85)

Name	Account	Section	Page
CS - MIRANDA 23-466051	123000-66051	2	9
CS - REDDY TAMSRS 466881	123000-66881	2	9
CS - SOHRABJI TAMSRS 468201	123000-68201	2	10
CS - 450121 / N.JOHNSON	126240-50121	2	21
CS ACTIVE COMM LIV 465171 ORY	200183-65171	3	3
CS ACTIVE LIV SUSTAIN 466571 ORY	200183-66571	3	4
CS DASHWOOD SRS#467661	132002-67661	2	33
CS DAVIES SRS 464603	132002-64603	2	32
CS HRSA CORE 466601 BOLIN	200183-66601	3	4
CS HRSA 466601 - BOLIN	126260-66601	2	22
CS HRSA 466781 BURDINE	200183-66781	3	4
CS HUSTON 23-463041	182401-63041	2	49
CS NIH GRANT, MENTOR- N.JOHNSON	200183-66741	3	4
CS NIH PHYS ACT 465411 ORY	200183-65411	3	3
CS REDDY TAMSRS 462675	123000-62675	2	9
CS REDDY TAMSRS 468291	123000-68291	2	10
CS WOW 464263 - ORY	200183-64263	3	3
CS 464582 BOLIN CRPIT COLON CANCER	126260-64582	2	22
CS 465781 CHW TRAINING BOLIN CPRIT	126260-65781	2	22
CS 467041 NIH CAREER T. GARCIA	126250-67041	2	21
CS- GREGORY-SRS 466592	123025-66592	2	11
CS- TEXAS RAPE PREVENTION AND EDUCA	200183-67441	3	4
CS-AMREIN-SRS#460602	123025-60602	2	11
CS-BANKAITIS-SRS#462012	130027-62012	2	28
CS-BVAAA EVIDENCE BASED, ORY 462401	126270-62401	2	23
CS-CANNON-HSC#466741	123075-66741	2	13
CS-CIRILLO-HSC#463281	123075-63281	2	13
CS-D ZHANG-SRS 463201	132002-63201	2	32
CS-DAVIES SRS 467131	132002-67131	2	32
CS-DAVIES 465093	132002-65093	2	32
CS-DAVIES 467331	132002-67331	2	32
CS-DEFIGUEIREDO-HSC#466261	123075-66261	2	13
CS-DIEKWISCH-RF#465721-00001	124170-46752	2	18
CS-FENG- #466291-00001	124030-66291	2	17
CS-FUCHS YOUNG-SRS#466831	123025-66831	2	12
CS-GROPPE-SRS#464751-00001	124030-64751	2	17
CS-HARRIELL 466691 AGGIE DOC INIT	159001-66691	2	40
CS-HRSA YR 3 / TAYLOR 23-464723	126250-64723	2	21
CS-HUANG-SRS 464371	132002-46437	2	31
CS-JI-SRS#464883	123025-64883	2	11
CS-JONES-SRS#465063	124170-65063	2	19
CS-JONES-99 # 500476-8	124170-50047	2	19
CS-KRAFT 466691 AGGIE DOC INIT	130069-66691	2	30
CS-LACY-HSC#461282-00001	124130-46128	2	18
CS-LACY-HSC#461285	128100-61285	2	26
CS-LACY-HSC#461285-00001	159017-61285	2	41
CS-LACY-HSC#461286-00001	159017-61286	2	41
CS-LACY-HSC#61286	128165-61286	2	27
CS-LACY-SRS #461286-00001	159013-61286	2	41
CS-LEIBOWITZ-HSC#466111	123075-66111	2	13
CS-MAGNUS HOOK-OSRS 463671	132002-46367	2	31

Printed on a Xerox 9700 Laser Printing System at the Computing Services Center / Texas A&M University

Form: URGB01 (02/05/85)

Name	Account	Section	Page
CS-OBER-SRS #464571	123025-64571	2	11
CS-OBER-SRS#464774	123025-64774	2	11
CS-OBER-SRS#65742	123025-65742	2	11
CS-PROCKOP-SRS 461187	123025-61187	2	11
CS-ROSAS, PAOLA SRS PROJECT 466851	123150-46685	2	15
CS-SHETTY-SRS 466871	123025-66871	2	12
CS-SITCHERAN-SRS466492	123025-66492	2	11
CS-SKARE-HSC#464961	123075-64961	2	13
CS-SKARE-HSC#466001	123075-66001	2	13
CS-SKARE-HSC#467451	123075-67451	2	13
CS-SRPH NIOSH BENDEN 461265	126240-61265	2	21
CS-TAO -HSC#463991-00001	124030-46399	2	16
CS-THREADGILL-SRS#463661	123025-63661	2	11
CS-THREADGILL-SRS#467401	123025-67401	2	12
CS-T0NG TO SRS 23-468211-00001	123150-68211	2	15
CS-WARD-HSC#465742	123075-65742	2	13
CS-WARD-SRS#464904	123025-64904	2	11
CS-Y HUANG-SRS 465981	132002-65981	2	32
CS-YUBIN ZHOU SRS 466311	132002-66311	2	32
CS-YUBIN ZHOU SRS 467121	132002-67121	2	32
CS-YUBIN ZHOU-OSRS 463771	132002-46377	2	31
CS-ZHAO-HSC #465931-00001	121630-46593	2	7
CST*R - PRESCIENT - DEFIGUEIREDO	134034-32017	2	33
CST*R - PRESCIENT - LEIBOWITZ	134034-22017	2	33
CTEHR-YR. 4 - COEC	464304-00005	6	8
CTEHR-YR. 4 - COEC - SUPPLEMENT	464304-00007	6	8
CTEHR-YR. 4 - FUCHS-YOUNG 2015 PILO	464304-01003	6	8
CTEHR-YR.4 -FUCHS-YOUNG -HURRICANE	464304-01012	6	8
CTM - BEHAVIORAL HEALTH	123175-00003	2	15
CTM - CENTRAL EXPENSES	123175-00002	2	15
CTM - FAMILY MEDICINE	123175-00001	2	15
CTM - INTERNAL MEDICINE	123175-00012	2	15
CTM SALARIES (NON-TAMP)	123175-99999	2	15
CURCUMIN NANOPARTICLE THERAPY FOR G	466871-00001	6	20
CUSTODIAL-BRYAN	164106-10000	2	45
CUSTODIAL-COLLEGE STATION	212106-20000	3	26
CUSTODIAL-DALLAS	164106-30000	2	45
CUSTODIAL-HOUSTON	164106-40000	2	45
CUSTODIAL-KINGSVILLE	164106-50000	2	45
CUSTODIAL-ROUND ROCK	164106-70000	2	45
CUSTODIAL-TEMPLE	164106-80000	2	45
CVS HEALTH FOUNDATION PHARM SCHOOL	600077-03511	6	41
CVS STUDENT SCHOLARSHIP	600096-00000	6	41
CYTOBITS - A HIGH-THROUGHPUT SCREEN	468041-00001	6	28
D.D.HACHAR & LAMAR BRUNI SCHOLARSHI	600087-00000	6	41
DADS SITE SURVEY	212350-00000	3	27
DASHWOOD - BIOINFORMATICS PROGRAM	130072-00006	2	30
DEAN SCHOLARSHIP AWARD - EOH	202059-26240	3	8
DEAN SCHOLARSHIP AWARD - EPI/BIO	202059-26250	3	8
DEAN SCHOLARSHIP AWARD - HPCH	202059-26270	3	8
DEAN SCHOLARSHIP AWARD - HPM	202059-26260	3	8

Printed on a Xerox 9700 Laser Printing System at the Computing Services Center / Texas A&M University

Form: URGB01 (02/05/85)

Name	Account	Section	Page
DEAN'S DIRECT REPORTS - ADMIN	150023-00000	2	36
DEAN'S DIRECT REPORTS - INSTRUCTION	124170-00000	2	18
DEBRA L WOOD 01 N RAYMOND WOOD SCHO	600077-00003	6	40
DECODING THE GENE REGULATORY MECHAN	467211-00001	6	22
DEFINING THE MOLECULAR MECHANISMS O	465841-00001	6	14
DEFINITION OF TARGETS TO INHIBIT SA	467151-00001	6	21
DEMORROW SALARY SAVINGS	123177-30000	2	16
DENTAL HYGIENE-SPECIAL	250050-00000	3	48
DEPT OF BIOMEDICAL SCIENCE	124030-00000	2	16
DEPT OF DENTAL HYGIENE	124050-00000	2	17
DEPT OF DIAGNOSTIC SCIENCE	124060-00000	2	17
DEPT OF ENDODONTICS	124150-00000	2	18
DEPT OF GENERAL DENTISTRY	124070-00000	2	17
DEPT OF ORAL SURGERY	124080-00000	2	17
DEPT OF ORTHODONTICS	124100-00000	2	17
DEPT OF PEDIATRIC DENTISTRY	124110-00000	2	17
DEPT OF PERIODONTICS	124120-00000	2	18
DEPT OF PUBLIC HEALTH SCIENCE	124130-00000	2	18
DEPT OF RESTORATIVE SCIENCE	124140-00000	2	18
DESIGNATED - EOH	210130-26240	3	15
DESIGNATED - HPCHS	210130-26270	3	15
DESIGNATED - HPM	210130-26260	3	15
DESIGNATED ACADEMIC AFFAIRS	200189-00002	3	7
DESIGNATED ADMINISTRATION	200189-00003	3	7
DESIGNATED EPI/BIO	210130-26250	3	15
DESIGNATED TUITION-COD	211150-00000	3	21
DESIGNATED TUITION-NURSING	200185-00000	3	6
DESIGNATED TUITION-PHARMACY	200184-00000	3	5
DESIGNATED TUITION-PHARMACY	200184-03560	3	5
DESIGNATED TUITION-SPH-GRADUATE	200183-00000	3	2
DESIGNATED TUITION-SPH-MADDOCK SUPP	200189-00000	3	6
DESIGNATED TUITION-SPH-UNDERGRAD	200179-00000	3	1
DESIGNATED-WAIVERS/EXEMPTIONS	220360-00000	3	30
DEVELOPING A PROVIDER TOOL TO IMPRO	466981-00001	6	21
DEVELOPING CLASSIFICATION CRITERIA	466321-00001	6	16
DEVELOPING NEW COMBINATORY THERAPIE	465093-00001	6	12
DEVELOPING NEW COMBINATORY THERAPIE	465092-00001	6	12
DEVELOPMENT OF A MICROFLUIDIC FLOW	466261-00001	6	16
DEVELOPMENT OF A MOUSE MODEL OF PED	466281-00001	6	16
DEVELOPMENT OF AN EFFECTIVE DISC	462271-01001	6	5
DHHS-ACL: SUSTAIN FOR BETTER HEALTH	466571-00001	6	18
DIFF TUITION-GENERAL DENT CLINIC	121645-00000	2	8
DIFF TUITION-GENERAL DENT DEPT	121640-00000	2	8
DIFF TUITION-MEDIA	121610-00000	2	7
DIFF TUITION-RESTORATIVE CLINIC	121635-00000	2	7
DIFF TUITION-RESTORATIVE DEPT	121630-00000	2	7
DIFF-TUIT-PUBLIC HEALTH	121655-00000	2	8
DIFF-TUITION-ENDODONTICS	121685-00000	2	8
DIFF-TUITION-GRAD IMPLANT	121660-00000	2	8
DIFF-TUITION-GRAD IMPLANT CLINIC	121665-00000	2	8
DIFF-TUITION-OMR OPS	121675-00000	2	8

Printed on a Xerox 9700 Laser Printing System at the Computing Services Center / Texas A&M University

Form: URGB01 (02/05/85)

Name	Account	Section	Page
DIFF-TUITION-OMS	121670-00000	2	8
DIFF-TUITION-ORTHODONTICS	121680-00000	2	8
DISCRETIONARY-CLINICAL STRATEGY	202044-00000	3	7
DISCRETIONARY-FINANCE & ADMIN	202047-00000	3	7
DISCRETIONARY-MKTG & COMMUNICATIONS	202043-00000	3	7
DISCRETIONARY-OIT	202041-00000	3	7
DISTANCE EDUCATION FEE	220230-00000	3	29
DIVERSITY INITIATIVE - COM	130069-00000	2	29
DOSTAL - SALARY SAVINGS	130066-05000	2	29
DOSTAL-NEUROENDOCRINE REGULATION OF	467371-00002	6	23
DR JAMES ROBERSTON JR MAKE A DIFF S	600132-00000	6	43
DR JAMES ROBERTSON JR MEMORIAL FUND	600066-00000	6	40
DR. CHOUDHURY	500120-00001	6	32
DR. JAMES ROBERTSON JR. MAKE A DIFF	212420-00000	3	27
DR. LU INSYS THERAPEUTICS	210230-35502	3	16
DR. MARTIN FARIAS III SCHOLAR FUND	600095-00000	6	41
DR. PALAKURTHI TESORX PHARMA	210230-35553	3	16
DSHS 2018: PAYROLL ONLY	465323-00001	6	13
DUE FROM ERS - HSC	100002-00000	2	1
DYSREGULATED HYPOTHALAMIC-PITUITARY	460933-00001	6	4
E.L. WEHNER/WELCH FOUNDATION	530004-00000	6	32
EARLY PREDICTORS OF FASD IN UKRAINE	468301-00001	6	30
EB DISEASE MANAGEMENT	205178-00000	3	12
EDMUND & WILLIE MAE QUINLAN SCHOLAR	600103-00000	6	42
EDUCATION AND TRAINING-5-6 SPH ACTI	183000-01000	2	51
EFFECT OF INFLAMMATION ON RECOVERY	466141-00001	6	16
EHF: ADDRESSING RURAL HEALTH CHALLE	466421-00001	6	17
EHS-BRYAN	164102-10000	2	43
EHS-BRYAN	212102-10000	3	24
EHS-COLLEGE STATION	212102-20000	3	24
EHS-DALLAS	212102-30000	3	24
EHS-DALLAS	164102-30000	2	43
EHS-HOUSTON	164102-40000	2	43
EHS-KINGSVILLE	164102-50000	2	43
EHS-KINGSVILLE	212102-50000	3	24
EHS-MCALLEN	164102-60000	2	43
EHS-ROUNDROCK	212102-70000	3	24
EHS-TEMPLE	212102-80000	3	24
EHS-TEMPLE	164102-80000	2	43
ELMAGEED START-UP FUNDS	121500-35562	2	7
EMPOWERING RURAL COMMUNITIES AND FA	468221-00001	6	30
END SCH-DR. DIANE BENSON, RUTH & AU	600101-00000	6	42
ENDODONTICS-SPECIAL	250080-00000	3	48
ENGINEERING MEDICINE	130062-00020	2	29
ENHANCED LAB SUPPORT FEE	221300-00000	3	41
ENVIRONMENTAL AND OCCUPATIONAL HLTH	126240-00000	2	20
ENVIRONMENTAL GRAND CHALLEGE-HORNEY	202059-55000	3	9
ENVIRONMENTAL HEALTH & SAFETY	212102-00000	3	24
ENVIRONMENTAL HEALTH & SAFETY	164102-00000	2	43
EPI/BIOS	200183-26250	3	2
EPIDEMIOLOGY & BIOSTATISTICS	126250-00000	2	21

Printed on a Xerox 9700 Laser Printing System at the Computing Services Center / Texas A&M University

Form: URGB01 (02/05/85)

Name	Account	Section	Page
EPIGENETIC MECHANISMS YEAR 2	466881-00002	6	20
EQUIPMENT USAGE FEE	221250-00000	3	40
ERGO CENTER - BENDEN	206006-25001	3	13
ERLE & ALICE NYE ENDOWED SCHOLARSHI	600102-00000	6	42
ESTILL FOUNDATION SCHOLARSHIP	600019-00000	6	39
ESTILL GIFT-EXPERIENTIAL PROGRAM	530025-00000	6	32
EVALUATION AND IT	183000-00900	2	51
EVENT SUPPORT MATERIALS	150003-30000	2	35
EXPANSION-BCS CAMPUS ADMINISTRTION	182011-00000	2	49
EXPANSION-BCS CAMPUS INSTRUCTION	182211-00000	2	49
EXPANSION-CCTM	182401-00000	2	49
EXPANSION-GME/CME	182009-00000	2	49
FACILITIES OUTSOURCE	212101-00000	3	23
FACILITIES-BRYAN	212101-10000	3	23
FACILITIES-BRYAN	164101-10000	2	42
FACILITIES-COLLEGE STATION	164101-20000	2	42
FACILITIES-COLLEGE STATION	212101-20000	3	23
FACILITIES-DALLAS	212101-30000	3	23
FACILITIES-DALLAS	164101-30000	2	42
FACILITIES-HOUSTON	164101-40000	2	42
FACILITIES-KINGSVILLE	164101-50000	2	42
FACILITIES-MCALLEN	164101-60000	2	42
FACILITIES-ROUNDROCK	164101-70000	2	42
FACILITIES-TEMPLE	164101-80000	2	42
FACULTY AFFAIRS - COM	128013-00000	2	25
FACULTY SUNSHINE FUND	500078-00000	6	31
FAIRCHILD GA SUPPORT STARTUP	200183-00005	3	2
FARMWORKERS RISK OF EXPOSURE TO ANT	468281-00001	6	30
FEASIBILITY STUDY - SHIPLEY_CENTER	210700-64000	3	20
FENG U24 STARTUP	244452-00000	3	45
FINANCE AND ADMINISTRATION	220640-03530	3	34
FINANCE AND ADMINISTRATION	220650-03530	3	35
FINANCE AND ADMINISTRATION	220420-03530	3	31
FINANCE AND ADMINISTRATION	200184-03530	3	5
FINANCE AND ADMINISTRATION	127100-03530	2	23
FINANCE AND ADMINISTRATION	150002-00000	2	35
FINANCE AND ADMINISTRATION	181000-03530	2	47
FINANCE AND ADMINISTRATION	128400-03530	2	28
FINANCE AND ADMINISTRATION - COM	128003-00000	2	25
FINANCIAL SERVICES	150024-00000	2	36
FLEXIBLE BROAD-BAND OPTICAL DEVICE	438381-00001	6	3
FORENSIC NURSING-INSTRUCTION	184000-00000	2	51
FOXO/NFKB INTERACTIONS IN THE REGUL	466361-00001	6	17
FRANCIS SALARY SAVINGS	123177-20000	2	16
FRIENDS OF BAYLOR SCHOLARSHIP FUND	601012-00000	6	43
FUNCTIONAL ANATOMY OF MAMMALIAN	464781-01001	6	10
FUNCTIONAL AND BIOINFORMATIC ANALYS	466761-00001	6	20
FUNCTIONAL CONSEQUENCES OF ACUTE OP	466941-00001	6	20
G D ZHOU-SALARY REIMBURSEMENT	210460-24000	3	18
GANG HAN YALE PROJECT FUNDS	244675-38001	3	46
GCC-HIGH THROUGPUT SCREENING	210430-50000	3	17

Printed on a Xerox 9700 Laser Printing System at the Computing Services Center / Texas A&M University

Form: URGB01 (02/05/85)

Name	Account	Section	Page
GENERAL DENTISTRY-SPECIAL	250100-00000	3	48
GIFT SHARMA FUNDS	530164-68000	6	34
GLASER SALARY SAVINGS	123177-40000	2	16
GLOBAL CHANGES IN THE 3'UTROME TOGG	467831-00001	6	26
GOVERNMENTAL AFFAIRS	150055-00000	2	38
GRAD PROGRAM-SALARIES/STIPENDS	132002-18000	2	31
GRADUATE ASSISTANT TRACKING PHPM	126260-26266	2	22
GRADUATE DESIGNATED TUITION GA DEAN	200183-00003	3	2
GRADUATE NURSING	127501-00000	2	24
GRADUATION FEE	221070-00000	3	39
GRADUATION/DIPLOMA FEE-CON	220080-00000	3	28
GRADUATION/DIPLOMA FEE-COP	220090-00000	3	28
GRADUATION/DIPLOMA FEES-SPH	220110-00000	3	28
GREGORY LAB	130077-00000	2	30
GROSS ANATOMY COURSE FEE	220220-00000	3	28
GUSTATORY RECEPTORS SENSE RNA AND R	465961-00001	6	15
HAMOUDA START-UP FUNDS	121500-35550	2	6
HASSKARL HUMANISM AWARD	530022-01001	6	32
HCOP MATCHING FUNDS	128185-00000	2	27
HDEART FIELD TRIP ACCOUNT	220920-89000	3	38
HDEART-DISPARITIES WORKSHOP	206006-89000	3	14
HEALTH FAIRS	530177-00000	6	34
HEALTH FOR ALL	205175-00000	3	12
HEALTH POLICY AND MANAGEMENT	126260-00000	2	21
HEALTH POLICY MANAGEMENT	200183-26260	3	3
HEALTH PROMOTION COMM HLTH SCIENCES	200183-26270	3	3
HEALTHCARE DATA INTEGRATION	210420-00000	3	17
HEALTHY SOUTH TEXAS	183000-00000	2	50
HEIN-NEUROENDOCRINE REGULATION OF B	467371-00003	6	23
HERNANDEZ START-UP FUNDS	121500-35563	2	7
HIGH ACCURACY QUANTUM DOT - OBER	464571-01001	6	9
HIGH THROUGHPUT COMBINATORY DRUG SC	467331-00001	6	22
HISTOLOGY LAB	211175-00004	3	22
HIT FEE FOR SERVICES	212320-00000	3	27
HLTH PROMOTION & COMMUNITY HLTH SCI	126270-00000	2	22
HOOK ROYALTY INCOME	210590-44000	3	19
HPCHS - DIFFERENTIAL TUITION	121400-26270	2	5
HSC - REAPPROPRIATED BALANCES	151000-00000	2	39
HSC APPROPRIATIONS	100000-00000	2	1
HSC GENERAL COUNSEL	150011-00000	2	36
HSC MARKETING & COMMUNICATIONS	150003-00000	2	35
HSC SENIOR VP - STATE FUNDS	150001-00000	2	35
HSC WIDE EXPENSES-ACADEMIC	150045-00000	2	37
HSC-ENHEALTH SUPPORT	212500-00000	3	28
HST OFFICE (CORPUS)	183000-00100	2	50
HUMAN IPSC-DERIVED GABA-ERGIC PREC	464091-00001	6	7
HUMANITIES IN MEDICINE	123070-00000	2	12
HYDE - RELEASE SALARY	123088-00000	2	14
IBT	132002-00000	2	31
IBT - ANIMAL CARE LABORATORY	280490-00000	4	3
IBT - CTHT INITIATIVE	132002-11000	2	31

Printed on a Xerox 9700 Laser Printing System at the Computing Services Center / Texas A&M University

Form: URGB01 (02/05/85)

Name	Account	Section	Page
IBT - FACULTY STIPENDS	132002-33333	2	31
IBT - INDIRECT COST RETURN	244870-00000	3	46
IBT FLOW CYTOMETRY FACILITY	280200-00000	4	2
IDC ADMIN DISTRIBUTION	244484-00000	3	45
IDC DISTRIBUTION-C WALKER	244874-00005	3	47
IDC DISTRIBUTION-GRIFFITH, W	244050-00004	3	44
IDC DISTRIBUTION-PI-CIRILLO, JEFFRE	244008-00000	3	44
IDC DISTRIBUTION-PI-WANG, J	244050-50000	3	44
IDC RETURNS-RCHI	244460-00000	3	45
IDC-DEPT-BIOMEDICAL	244361-00001	3	45
IDC-PHARMACY	245000-00000	3	47
IDENTIFICATION AND FUNCTION - YR 3	462351-00003	6	5
IDENTIFICATION OF ALTERATIONS OF TH	467811-00001	6	26
IMAGING CENTER	203760-00000	3	11
IMAGING CENTER-PRIOR YEAR INCOME	203761-00000	3	11
IMPACT OF VARIDESK USAGE AND GAMIFI	468121-00001	6	29
IMPLEMENTING THE DISASTER RECOVERY	465213-00001	6	12
IMPROVED LIVE ATTENUATED BRUCELLA V	466301-00001	6	16
IMPROVING CONTRAST FOR ANTIBODY-BAS	465742-00001	6	14
IMPROVING CONTRAST FOR ANTIBODY-BAS	465742-00002	6	14
INDENTIFICATION AND ROLE OF TYPE	461681-01001	6	4
INDIRECT COST RECOVERIES-CIADM	244950-00000	3	47
INFECTION CONTROL - PPE	221250-18008	3	40
INFORMATION RESOURCES	150007-00000	2	36
INFORMATION RESOURCES - A/V SERVICE	150061-40000	2	38
INFORMATION RESOURCES - DEVELOPMENT	150061-60000	2	39
INFORMATION RESOURCES - NETWORK SVC	150061-20000	2	38
INFORMATION RESOURCES - SUPPORT	150061-10000	2	38
INFORMATION RESOURCES - SYSTEM SVC	150061-30000	2	38
INNATE IMMUNE SIGNALING AND TYPE I	467651-00001	6	25
INNOVATIVE STATISTICAL MODELS FOR D	467041-00001	6	21
INSTITUTE FOR REGENERATIVE MEDICINE	530195-00000	6	35
INSTITUTE OF OCULAR PHARMACOLOGY	130050-00000	2	29
INSTITUTIONAL ADVANCEMENT	150056-00000	2	38
INSTRUCTIONAL - GRAD PROSTH	124160-00000	2	18
INSTRUCTIONAL ADMINISTRATION	128000-00000	2	25
INSTRUCTIONAL ENH-CLASSROOM SUPPORT	221285-00000	3	41
INSTRUCTIONAL ENH-STUDENT AFFAIRS	221290-00000	3	41
INSTRUCTIONAL ENHANCEMENT - EPI	220450-26250	3	32
INSTRUCTIONAL ENHANCEMENT - HPCHS	220450-26270	3	32
INSTRUCTIONAL ENHANCEMENT - HPM	220450-26260	3	32
INSTRUCTIONAL ENHANCEMENT-ACAD AFFR	221270-00000	3	41
INSTRUCTIONAL ENHANCEMENT-LIBRARY	221265-00000	3	41
INSTRUCTIONAL ENHANCEMENT-MEDIA	221280-00000	3	41
INSTRUCTIONAL ENHANCEMENT-PHEO	220450-26240	3	32
INSTRUCTIONAL ENHANCEMENT-RGS	221275-00000	3	41
INSTRUCTIONAL SUPPORT	128105-00000	2	26
INSTRUMENT SALES	301050-00000	5	1
INTEREST INCOME	107011-00000	2	4
INTEREST INCOME	202040-00000	3	7
INVESTIGATION OF THE FAS-II ENZYME,	447601-00001	6	4

Printed on a Xerox 9700 Laser Printing System at the Computing Services Center / Texas A&M University

Form: URGB01 (02/05/85)

Name	Account	Section	Page
INVESTMENT EARNINGS - FD 0289	107010-00000	2	4
IPA FOR RAKESHWAR GULERIA YR 2017-1	468071-00001	6	28
IPA FOR UPADHYA 7/17-6/18	447591-00001	6	3
IPA FOR XU 7/17-6/18	467581-00001	6	25
IRM-PROCKOP-SALARY SAVINGS	182001-00001	2	49
ISOLATION OF TERMINAL SCHWANN CELLS	467341-00001	6	23
IT-ACADEMIC SUPPORT	150061-00000	2	38
JAMP ADMIN - FY18	440021-22018	6	3
JAMP SUMMER - FY18	440021-32018	6	3
JEROME J CONGLETON END SCH FOR ERGO	530170-00000	6	34
JUVENILE DETENTION CENTER CONTRACT	211570-00000	3	23
KARPAC START UP FUNDS	123028-00000	2	12
KELLOG/ADEA MATCHING	576765-00000	6	39
KERNEY LADAY SCHOLARSHIP FUND	601125-00000	6	44
KHAN START-UP FUNDS	150064-35601	2	39
KIM START-UP FUNDS	121500-35555	2	6
KLS MARTIN GIFT	530100-00000	6	34
KOBAYASHI START-UP - STATE	123076-00000	2	14
KOBAYASHI-CST*R	134034-00004	2	33
KRUSE CHAIR SALARY ACCOUNT - KUO	210860-00000	3	20
KSTAR NURSING	212390-00000	3	27
KUMAR SBIR PHASE II - RESIDUAL	255009-35560	3	49
LAPSED BALANCE - MCMAUGHAN	255003-56000	3	49
LAPSED BALANCE - QUIRAM	255003-57000	3	49
LAPSED BALANCE - QUIRAM CBA	255003-57001	3	49
LAPSED BALANCE - TOUSSAINT	255018-00010	3	49
LAPSED BALANCE -BOLIN	255003-24000	3	49
LAPSED BALANCE-MCALLEN CAMPUS OPS	255013-00000	3	49
LAPSED BALANCE-PHARMACY	255009-00000	3	49
LAPSED BALANCE-SPH	255003-00000	3	48
LAPSED BALANCES - BIOMEDICAL	255008-10009	3	49
LATE PYMT/RETURNED CHECK FEE-VPAA	220605-00000	3	33
LATE REGISTRATION FEE-REGISTRAR	220630-00000	3	33
LGR4 IN BREAST CANCER PROGRESSION A	467571-00001	6	25
LIBRARY	120010-00000	2	5
LIBRARY ACCESS FEE	221190-00000	3	40
LIBRARY ACCESS FEES	220520-00000	3	33
LIPIDOMICS/METABOLOMICS LAB SUPPORT	540006-00000	6	35
LIU LAB	130078-00000	2	30
LU START-UP FUNDS, COP	121500-35502	2	6
LUMP SUM ACCRUED LEAVE PAYOUT RESER	280160-00000	4	2
MADDOCK CLASSROOM RENOVATIONS	220450-99050	3	32
MAESTRO ASSESSMENTS	244483-00000	3	45
MAINTENANCE CONTRACTS-OIT	150021-00000	2	36
MAINTENANCE OUTSOURCE	164101-00000	2	41
MAJETI START-UP FUNDS	150064-35600	2	39
MANIPULATION OF HOST COMPLEMENT BY	465861-00001	6	14
MAP - MCALLEN	183000-00870	2	50
MAPPING TRANSPORT PATHWAYS THROUGH	438471-00001	6	3
MARCIA G. ORY SCHOLARSHIP FUNDS	600076-26244	6	40
MATERNAL AND CHILD HEALTH FIELD-INI	467361-00001	6	23

Printed on a Xerox 9700 Laser Printing System at the Computing Services Center / Texas A&M University

Form: URGB01 (02/05/85)

Name	Account	Section	Page
MATERNAL AND CHILD HEALTH PUBLIC HE	464723-00001	6	10
MATRICULATION FEE-D.D.S.	221100-00000	3	39
MATRICULATION FEE-GRADUATE	221110-00000	3	39
MATRICULATION FEE-HYGIENE	221120-00000	3	39
MC ALLEN UG DESIGNATED	200179-26230	3	1
MCALLEN CAMPUS-CITY OF MCALLEN GIFT	500074-00000	6	31
MCDONALD_COMPREHENSIVE TOOLS AND MO	467791-01001	6	26
MECHANISM OF EPHRIN SIGNALING	463591-00001	6	6
MECHANISTIC ROLE OF RND3 IN RESP	463781-00001	6	7
MED-RES TUITION (BAT)	101110-00000	2	1
MED-RES-STATE MIN TUITION	101000-00000	2	1
MED-TUITION & WAIVERS	101010-00000	2	1
MEDIA	280140-00000	4	1
MEDIA RESOURCES	150039-00000	2	37
MEDICAL PHYSIOLOGY	123150-00000	2	14
MELATONIN FOR REVERSING BRAIN DYSFU	467931-00001	6	27
MH-PEER COUNSELING AND REINTEGRATIO	465322-00000	6	12
MH-PEER COUNSELING AND REINTEGRATIO	465323-00000	6	12
MHA LEADSHIP ENHANCEMENT PROGRAM	530099-00000	6	33
MHA-SCHOLARSHIP/PHPM SPECIAL	530099-22000	6	33
MICHAEL BRUCE DUCHIN MEMORIAL FELLO	600136-00000	6	43
MICROBIAL PATHOGENESIS & IMMUNOLOGY	123075-00000	2	13
MITOCHONDRIAL DYSFUNCTION AND ABERR	467871-00001	6	27
MITOCHONDRIAL DYSFUNCTION SHETTY BU	467871-00002	6	27
MOHR, SHAWN NURSING ENDOWED SCHOLAR	600118-00000	6	42
MOLECULAR & CELLULAR MEDICINE	123025-00000	2	10
MOLECULAR BINDING REACTION THAT IN	463671-00001	6	7
MOLECULAR CHARACTERIZATION OF A NOV	467921-00001	6	27
MOLECULAR CONTROL CALCIUM-YR 2-UG	463771-00002	6	7
MONOSODIUM LUMINOL FOR IMPROVING	464081-00001	6	7
MOORE'S PHARM INC/TX PHARM FDN END	600098-00000	6	41
MPHY GRADUATE STUDENT SCHOLARSHIPS	123150-00001	2	14
MSRDP-COM-ADMINISTRATION	203100-00000	3	9
MSRDP-COM-BEHAVIORAL HEALTH SVC	203103-00000	3	10
MSRDP-COM-CLINICAL SERVICES	203115-00000	3	10
MSRDP-COM-FAMILY MEDICINE	203101-00000	3	9
MSRDP-GRADUATE MEDICAL EDUCATION	203108-00000	3	10
MSRDP-INTERNAL MEDICINE	203112-00000	3	10
NABP-AMERICAN ASSOC OF COLLEGE PHAR	600077-00004	6	40
NANCY W DICKEY, M.D. ENDOWED SCHLRP	600116-00000	6	42
NANOPARTICLE ADJUVANTS FOR IMPROVED	466072-00001	6	15
NANOPARTICLES MADE FROM IPS CELL-DE	466751-00001	6	19
NANOPARTICLES MADE FROM IPS CELL-DE	466751-00002	6	19
NAS: FACTORING IN THE HUMAN IN OFFS	466791-00001	6	20
NATURAL DENTAL IMPLANTS REPLICATE T	464821-00001	6	10
NCE CPRIT DISSEMINATION: TRAINING C	465783-00001	6	14
NCGA: DEVELOPMENT OF ZEIN	462811-00000	6	5
NCGA: DEVELOPMENT OF ZEIN	462811-00002	6	5
NCI-NRSA-NUTRITION, BIOSTAT CS	126250-64036	2	21
NEURAL LEARNING OF TEMPORAL STRUCTU	465791-00001	6	14
NEUROENDOCRINE REGULATION OF BILIAR	467371-00001	6	23

Printed on a Xerox 9700 Laser Printing System at the Computing Services Center / Texas A&M University

Form: URGB01 (02/05/85)

Name	Account	Section	Page
NEURONAL NICOTINIC ACETYLCHOLINE	464951-00002	6	11
NEURONAL NICOTINIC ACETYLCHOLINE	464951-00000	6	11
NEURONAL NICOTINIC ACETYLCHOLINE	464951-00001	6	11
NEUROSCIENCE & EXPERIMENTAL THERAPE	123000-00000	2	9
NEUROSCIENCE - F. SOHRABJI / R. MIR	461012-00001	6	4
NEUROSTEROID TREATMENT FOR OP INTOX	462675-00001	6	5
NIH-EPIGENETIC ATTENUATION	468291-00001	6	30
NIH: APPLICATION OF IMAGING TO	463281-00002	6	6
NIH: ETHANOL AND GLUTAMATERGIC TRAN	463601-00001	6	6
NIH: OBESITY, STRESS, AND NEUROMUSC	465291-00001	6	12
NIH: OPTOGENETIC APPROACHES TO STUD	463621-00001	6	7
NIH: PHYSICAL ACTIVITY IMPACTS OF A	465411-00001	6	13
NIH: REGULATION OF FEEDING BEHAVIOR	463261-00002	6	6
NIH: URSULA WINZER-SERHAM, NEUROSCI	463621-01001	6	7
NLRC5: A NOVEL BIOMARKER AND THERAP	467801-00001	6	26
NO FALLS PARTNERSHIP	468171-00001	6	29
NOVEL CB1 INVERSE AGONISTS FOR	465051-00000	6	11
NOVEL CB1 INVERSE AGONISTS FOR	465051-00001	6	12
NOVEL ROLES FOR NIK IN HIGH-GRADE G	466492-00001	6	17
NOVEL SIGNALS REGULATE CELL FATE PA	467751-00001	6	25
NOVEL THERAPEUTIC STRATEGIES FOR AC	467121-00001	6	21
NSF CHOT INDUSTRY MEMBERSHIP: CUSTO	465751-00001	6	14
NSF CHOT INDUSTRY MEMBERSHIP: EVALU	466231-00001	6	16
NSF CHOT INDUSTRY MEMBERSHIP: THE A	466221-00001	6	16
NSF CHOT INDUSTRY MEMBERSHIP: THE R	464941-00001	6	10
NSF: I/UCRC: CENTER FOR HEALTH ORGA	463441-00001	6	6
NURSING PROGRAM EXPANSION	184500-00000	2	51
NURSING QUALITY & SAFETY COLL PROG	212070-00000	3	23
NURSING-ACADEMIC SUPPORT	128500-00000	2	28
NURSING-COURSE FEES	220320-00000	3	30
NURSING-INSTRUCTION	127500-00000	2	24
NURSING-INSTRUCTIONAL ENHANCEMENT F	220400-00000	3	30
NURSING-PROF LIABILITY FEE	220310-00000	3	29
O.E.E - COLLEGE STATION	200184-13570	3	6
O.E.E - COLLEGE STATION	220650-13570	3	36
O.E.E. - COLLEGE STATION	181000-13570	2	47
OBER START-UP	123038-00000	2	12
OFFICE OF ACADEMIC TECHNOLOGY	128050-00000	2	26
OFFICE OF COM RESEARCH	130025-00000	2	28
OFFICE OF EXPERIENTIAL EDUCATION	181000-03570	2	47
OFFICE OF EXPERIENTIAL EDUCATION	220650-03570	3	35
OFFICE OF EXPERIENTIAL EDUCATION	200184-03570	3	6
OFFICE OF EXPERIENTIAL EDUCATION	220640-03570	3	34
OFFICE OF EXPERIENTIAL EDUCATION	220420-03570	3	32
OFFICE OF SPECIAL PROGRAMS, QUIRAM	206006-57000	3	14
OFFICE OF STUDENT AFFAIRS	200189-00001	3	7
OFFICE OF THE DEAN	200184-03500	3	5
OFFICE OF THE DEAN	220650-13500	3	36
OFFICE OF THE DEAN	200184-13500	3	6
OFFICE OF THE DEAN	220640-03500	3	33
OFFICE OF THE DEAN	220650-03500	3	35

Printed on a Xerox 9700 Laser Printing System at the Computing Services Center / Texas A&M University

Form: URGB01 (02/05/85)

Name	Account	Section	Page
OFFICE OF THE DEAN	181000-03500	2	46
OFFICE OF THE DEAN	181001-03500	2	48
OFFICE OF THE DEAN	128110-00000	2	26
OFFICE OF THE DEAN	128400-13500	2	28
OFFICE OF THE DEAN	128400-03500	2	27
OFFICE OF THE DEAN	127100-13500	2	24
OFFICE OF THE DEAN	127100-03500	2	23
OFFICE OF THE DEAN - COLLEGE STATIO	181001-13500	2	48
OFFICE OF THE DEAN - COLLEGE STATIO	220640-13500	3	34
OFFICE OF THE DEAN - COLLEGE STATIO	220420-13500	3	32
OFFICE OF THE DEAN - CS	181000-13500	2	47
OIT - SERVICE ASSESSMENTS	210540-00000	3	18
OME-EVALUATION AND ASSESSMENT	159010-00000	2	40
OME-FACULTY DEVELOPMENT AND IPE	128018-00000	2	26
OPTICAL COHERENCE TOMOGRAPHY TO STU	466211-00001	6	16
ORAL SURGERY FELLOWSHIP	530096-00000	6	33
ORAL SURGERY-SPECIAL	250140-00000	3	48
ORY-LIFE BEYOND CANCER FOUNDATION	210700-58000	3	20
OVERHEAD ALLOWANCE-ALLOCATION RESER	244352-00000	3	45
P.I. INCENTIVE FUNDS 10% - ELMAGEED	245000-03567	3	47
P.I. INCENTIVE FUNDS 10% - LU	245000-35502	3	47
P.I. INCENTIVE FUNDS 10% - MAJETI	245000-03564	3	47
P.M. RANGEL FAMILY SCHOLARSHIP FUND	600078-00000	6	41
PALAKURTHI ADDITIONAL FUNDS FY14	121500-35553	2	6
PAR STATE SWAP	132002-28049	2	31
PARKING BRYAN CAMPUS	301090-10000	5	2
PARKING COLLEGE STATION	301090-20000	5	2
PARKING DALLAS	301090-30000	5	2
PARKING GARAGE	301090-00000	5	1
PARKING HOUSTON	301090-40000	5	2
PARKING MCALLEN	301090-60000	5	2
PARKLAND - COUNTY JAIL CONTRACT	211560-00000	3	22
PAVILION SURGERY CENTER	203620-00000	3	10
PERIODONTICS-SPECIAL	250170-00000	3	48
PHARM SCIENCE - COLLEGE STATION	200184-13540	3	6
PHARMACEUTICAL RESEARCH FACILI	220420-03560	3	31
PHARMACEUTICAL RESEARCH FACILI	181000-03560	2	47
PHARMACEUTICAL RESEARCH FACILI	181001-03560	2	48
PHARMACEUTICAL RESEARCH FACILITY	127100-03560	2	24
PHARMACEUTICAL SCIENCE	127100-03540	2	23
PHARMACEUTICAL SCIENCE	128400-03540	2	28
PHARMACEUTICAL SCIENCES	181001-03540	2	48
PHARMACEUTICAL SCIENCES	220420-03540	3	31
PHARMACEUTICAL SCIENCES	200184-03540	3	5
PHARMACEUTICAL SCIENCES	220650-03540	3	35
PHARMACEUTICAL SCIENCES	220650-13540	3	36
PHARMACEUTICAL SCIENCES	220640-03540	3	34
PHARMACEUTICAL SCIENCES	181000-03540	2	47
PHARMACEUTICAL SCIENCES - COLLEGE	220640-13540	3	34
PHARMACEUTICAL SCIENCES COLLEGE ST	181000-13540	2	47
PHARMACY - APPLICATION FEES	220300-00000	3	29

Printed on a Xerox 9700 Laser Printing System at the Computing Services Center / Texas A&M University

Form: URGB01 (02/05/85)

Name	Account	Section	Page
PHARMACY - DESIGNATED	210230-00000	3	16
PHARMACY - INSTRUCTION	127100-00000	2	23
PHARMACY ENTREPRENEURSHIP ELECTIVE	530190-00000	6	35
PHARMACY INTERN RECRUITMENT FAIR	212020-00000	3	23
PHARMACY PRACTICE	200184-03550	3	5
PHARMACY PRACTICE	220650-03550	3	35
PHARMACY PRACTICE	220640-35500	3	35
PHARMACY PRACTICE	220640-03550	3	34
PHARMACY PRACTICE	220420-03550	3	31
PHARMACY PRACTICE	181000-03550	2	47
PHARMACY PRACTICE	181001-03550	2	48
PHARMACY SPECIAL ITEM-ACADEMIC SUPP	181001-00000	2	48
PHARMACY SPECIAL ITEM-INSTRUCTION	181000-00000	2	46
PHARMACY-ACADEMIC SUPPORT	128400-00000	2	27
PHARMACY-COPY ACCOUNT SALES	300221-00000	5	1
PHARMACY-PROF DEVELOPMENT FEES	220650-00000	3	35
PHARMACY-PROF DEVELOPMENT FEES	220650-13530	3	36
PHARMACY-PROFESSIONAL ACTIVITY FEES	220640-00000	3	33
PHARMACY-VENDING MACHINE COMMISSION	301000-00000	5	1
PHASE II: ADVANCED PROCEDURE RESEAR	464992-00001	6	11
PHEO DIFFERENTIAL TUITION	121400-26240	2	5
PHPM -DIFFERENTIAL TUITION	121400-26260	2	5
PHS - DSRIP	205091-00001	3	12
PI INCENTIVE FUNDS - D.MOUDOUNI	244676-56000	3	46
PK/PD MODEL XAPTAMER NANO-RAVI MAJE	255009-23564	3	49
PLACENTAL TROPHOBLAST INFECTION TLR	462361-02001	6	5
POPULATION HEALTH & AGING - ORY	126270-58010	2	23
POST DISCHARGE COORDINATED CARE	205172-00000	3	12
POSTDOCTORAL TRAINING IN GENERAL, P	465063-00001	6	12
PRENATAL MICRORNA NEURO DR. JUN WAN	466051-00002	6	15
PRENATAL MICRORNA NEURO-THERAPEUTIC	466051-00001	6	15
PREPARATION AND DISTRIBUTION OF ADU	461187-00001	6	4
PREVENTIVE MEDICINE-SERVICES	212210-00000	3	26
PRF-PHARMACEUTICAL RESEARCH FACILIT	127100-28017	2	24
PRF-PHARMACEUTICAL RESEARCH FACILTY	280170-00000	4	2
PRIVACY PRESERVING INTERACTI	467191-00001	6	22
PROBE SUPPORT	210790-00000	3	20
PROF CURRICULUM APPLICATION FEE	220250-00000	3	29
PROJECT ZERO - SPONSORED PROJECTS	400000-00000	6	1
PROJECT ZERO - WEHNER WELCH CHAIR	400000-02102	6	1
PROJECT ZERO-IBT-CIID	400000-07040	6	1
PROJECT ZERO-IBT-CTCR	400000-07120	6	1
PROJECT ZERO-INST FOR REGN MED	400000-02401	6	1
PROJECT ZERO-MCMD	400000-02020	6	1
PROJECT ZERO-MOLECULAR PATHO & IMMU	400000-02030	6	1
PROJECT ZERO-PHYSIOLOGY	400000-02060	6	1
PROJECT ZERO-SRPH	400000-08010	6	2
PROJECT ZERO-WEHNER WELCH CHAIR	400000-02012	6	1
PROMOTIONAL ITEMS	150003-20000	2	35
PROTEIN PRODUCTION & ANALYSIS CORE	280210-00000	4	2
PUBLIC HEALTH PRACTICE	220490-12000	3	33

Printed on a Xerox 9700 Laser Printing System at the Computing Services Center / Texas A&M University

Form: URGB01 (02/05/85)

Name	Account	Section	Page
PUBLIC HEALTH SCIENCE-SPECIAL	250190-00000	3	48
PUBLIC HEALTH SCREENING & REFERREL	183000-00600	2	50
PUBLIC HEALTH-INCENTIVE MERIT PROG	128155-00000	2	26
PUF EQUIPMENT ALLOCATION	215000-00000	3	28
PURCHASING	150035-00000	2	37
RAHMAN START-UP FUNDS	121500-35561	2	7
RAP1 SIGNALING SYSTEM REINFORCES ON	466461-00002	6	17
RCHI-CONSULTING SERVICES	210910-00000	3	21
RCHI-INTERQUAL INCOME *DR*	210500-00000	3	18
RCHI-KSTAR	210550-00000	3	19
RCHI-PEER REVIEW	210920-00000	3	21
REACH CARE FOUNDATION - SPH ADMIN	210900-67000	3	21
RECEIVING & CENTRAL STORES	150022-00000	2	36
REDI PILOT AWARD - CALLAGHAN	202059-31000	3	9
REGENERATION OF TUBULAR VASCULARIZE	466101-00001	6	15
REGULATION OF BILIARY GROWTH AND FI	467861-00001	6	26
REGULATION OF TUMOR AGGRESSIVENESS	466402-00001	6	17
RELATIONSHIPS AMONG METRONIDAZOLE R	467941-00001	6	27
RESEARCH & ACADEMIC SUPPORT	130062-00000	2	29
RESEARCH AGREEMENT WITH IMMUNOVA,	467761-00001	6	26
RESEARCH AGREEMENT WITH IMMUNOVA,	467761-00000	6	25
RESEARCH AND GRADUATE STUDIES-COM	125400-00000	2	19
RESEARCH DEVELOPMENT-ANATOMY	244050-00000	3	44
RESEARCH DEVELOPMENT-BIOCHEMISTRY	244060-00000	3	44
RESEARCH DEVELOPMENT-COM	244040-00000	3	44
RESEARCH DEVELOPMENT-MMPA	244090-00000	3	44
RESEARCH DEVELOPMENT-PSYCHIATRY	244155-00000	3	44
RESEARCH FOUNDATION PAYROLL-DENTIST	480101-00000	6	31
RESEARCH FOUNDATION PAYROLL-MEDICIN	480100-00000	6	31
RESEARCH OFC-RESEARCH PROGRAMS	244443-00000	3	45
RESEARCH SALARY ACCOUNT - S&W	210880-00000	3	20
RESEARCH SALARY ACCOUNT-INTERNAL ME	211070-00000	3	21
RESTORATIVE SCIENCES - SPECIAL	250130-00000	3	48
RESTORE: CENTERS OF EXCELLENCE	465711-00001	6	14
RETURNED CHECK FEE	221065-00000	3	39
REVERSION FUND - GRIFFITH	123002-00004	2	10
REVERSION FUND-SOHRABJI	123002-29226	2	10
RGS OPERATING	128115-00000	2	26
RHP 17 ANCHOR DSRIP	205180-00000	3	13
RN-BSN INSTRUCTION	127502-00000	2	24
ROLE OF MICROBIOTA DYSBIOSIS ON LYM	467691-00001	6	25
ROLE OF NUCLEOSTEMIN IN CONFERRING	465651-00001	6	13
ROLE OF SENSORY NEUROPEPTIDES	462471-00001	6	5
ROLE OF THE PHOSPHOLIPIDS IN GOLGI	462012-00001	6	4
ROLES OF LOX-1 AND STRESS-ACTIVATED	465461-00001	6	13
RURAL & COMMUNITY HEALTH INSTITUTE	150049-00000	2	37
RURAL HEALTH RESEARCH GRANT PROGRAM	466602-00001	6	18
RURAL HOSPITAL OCCURENCE REPORTER	210390-00000	3	17
RURAL TELEHEALTH	205177-00000	3	12
RYAN R. GIBBS MEMORIAL SCHOLARSHIP	600115-00000	6	42
S. LOGAN - SUPPLEMENT - MECHANISM O	465561-00001	6	13

Printed on a Xerox 9700 Laser Printing System at the Computing Services Center / Texas A&M University

Form: URGB01 (02/05/85)

Name	Account	Section	Page
SAGO ASSESSMENTS	200009-00000	3	1
SALARY REVERSION - REDDY	123002-00011	2	10
SALARY REVERSION - SHAPIRO	123002-12000	2	10
SALARY SAVINGS DR. VYTAS BANKAITIS	130029-00000	2	29
SALARY SAVINGS-ACADEMIC SUPPORT	119800-00000	2	4
SALARY, OFFICE OF RESEARCH	126200-22000	2	19
SCHOLARSHIP-WAIVERS & EXEMPTIONS	122100-00000	2	9
SCHOOL OF PUBLIC HEALTH	126200-00000	2	19
SCOTT & WHITE COLLABORATIVE RSH-PHY	210570-00000	3	19
SCOTTISH RITE	211540-00000	3	22
SECURITY	212103-00000	3	24
SECURITY	164103-00000	2	44
SECURITY-BRYAN	164103-10000	2	44
SECURITY-BRYAN	212103-10000	3	24
SECURITY-COLLEGE STATION	212103-20000	3	25
SECURITY-DALLAS	212103-30000	3	25
SECURITY-DALLAS	164103-30000	2	44
SECURITY-HOUSTON	164103-40000	2	44
SECURITY-HOUSTON	212103-40000	3	25
SECURITY-MCALLEN	212103-60000	3	25
SECURITY-MCALLEN	164103-60000	2	44
SECURITY-ROUND ROCK	164103-70000	2	44
SECURITY-ROUNDROCK	212103-70000	3	25
SECURITY-TEMPLE	164103-80000	2	44
SELF INSURANCE RESERVES	211050-00000	3	21
SEX DIFFERENCES	467161-00001	6	21
SEXUAL ASSAULT NURSE EXAMINER (SANE	468031-00001	6	28
SEXUAL ASSAULT NURSE EXAMINER (SANE	468031-00000	6	28
SHETTY LAB	130076-00000	2	30
SHIRE: QUANTIFYING THE IMPACT (HSC)	464331-00001	6	9
SHSC - DESIGNATED TUITION	200000-00000	3	1
SILVER STAR GALA	500119-00000	6	32
SITCHERAN - SALARY SAVINGS	123035-00000	2	12
SITCHERAN BUDGET	467241-00002	6	22
SITE CONTRIBUTION TO CENTER MANAGEM	438461-00001	6	3
SKARE - RELEASE SALARY	123081-00000	2	14
SMALL MOLECULE MEDIATED RESTORATION	467521-00001	6	24
SOCIAL & BEHAVIORAL HLTH - ORY	210130-58000	3	16
SOHRABJI PPG	123000-20015	2	9
SOUTH TEXAS-MCALLEN	126220-26230	2	20
SPECIAL GIFTS-CORP/PRIVATE	500121-00000	6	32
SPH - DIFFERENTIAL TUITION (BAT)	121400-00000	2	5
SPH - INDIRECT COST RETURN	244660-00000	3	45
SPH - KASH HM SALARY REIMBURSEMENT	126200-42000	2	20
SPH - KASH HM STUDENT SAL REIMBURSE	126200-42001	2	20
SPH - MCALLEN CAMPUS	220710-26230	3	37
SPH - MCALLEN CAMPUS	220730-26230	3	37
SPH - PRACTICUM FEES	220490-00000	3	33
SPH BUDGET - RESTRICTED	410100-00000	6	2
SPH BUSINESS AFFAIRS AND ADMIN	200179-13000	3	1
SPH COMMUNICATIONS	200183-67010	3	4

Printed on a Xerox 9700 Laser Printing System at the Computing Services Center / Texas A&M University

Form: URGB01 (02/05/85)

Name	Account	Section	Page
SPH DEAN'S EXCELLENCE FUNDS	202059-00000	3	8
SPH DESIGNATED	210130-00000	3	15
SPH EMHA PROGRAM FEE	220910-00000	3	38
SPH EOH UG DESIGNATED TUITION	200179-26240	3	1
SPH EPI/BIOS UG DESIGNATED TUITION	200179-26250	3	2
SPH FACULTY RECRUITMENT	200179-00004	3	1
SPH HPCHS DESIGNATED TUITION	200179-26270	3	2
SPH HPM UG DESIGNATED TUITION	200179-26260	3	2
SPH MHA PROGRAM	200183-26261	3	3
SPH OFFICE OF RESEARCH	202059-22000	3	8
SPH PASSTHROUGH SCHOLARSHIPS	530099-22001	6	33
SPH PUBLIC HEALTH PRACTICE	200183-12000	3	2
SPH ROYALTY REVENUE	210740-00000	3	20
SPH SEMINAR SERIES	206006-00000	3	13
SPH SERVICES-OTHER CONTRACTED	210700-00000	3	19
SPH STUDENT AFFAIRS	200183-59009	3	3
SPH-CONSULTING CONTRACTS	210520-00000	3	18
SPH-EPI/BIO DEPARTMENTAL IDC	244675-00000	3	46
SPH-HOUSTON METHODIST RESEARCH INST	210290-00000	3	17
SPH-HPM DEPARTMENTAL IDC	244676-00000	3	46
SPH-INSTRUCTIONAL ENHANCEMENT FEE	220450-00000	3	32
SPH-NIGERIA REACH CARE FOUNDATION	210900-00000	3	20
SPH-OFFICE OF ACADEMIC AFFAIRS	159008-00000	2	40
SPH-OFFICE OF SPECIAL PROJECTS	128305-00000	2	27
SPH-OFFICE OF STUDENT AFFAIRS	159009-00000	2	40
SPH-RESTRICTED GIFTS	530164-00000	6	34
SPH-SOUTH TX I/O & SMALL CLASS	159009-26230	2	40
SPH-SOUTH TX I/O & SMALL CLASS	159008-26230	2	40
SPH-SOUTH TX I/O & SMALL CLASS	126240-26230	2	21
SPH-SOUTH TX I/O & SMALL CLASS	126270-26230	2	22
SPH-SOUTH TX I/O & SMALL CLASS	126250-26230	2	21
SPH-SOUTHTX I/O & SMALL CLASS	126200-26230	2	19
SPH-SOUTHWEST RURAL HEALTH RESEARCH	236070-00000	3	44
SPH-UNDERGRADUATE PROGRAMS	126220-00000	2	20
SPH-VARIOUS DONORS SCHOLARSHIP	600076-00000	6	40
SPORTS MEDICINE FELLOWSHIP	203101-10000	3	9
SRHRC BASELINE FUNDING - BOLIN	202059-24000	3	8
SRHRC PROJECT 1 - MCKYER	466602-01001	6	18
SRHRC PROJECT 2 - MORRISEY	466602-02001	6	18
SRHRC PROJECT 3	466602-03001	6	18
SRHRC PROJECT 4 - BOLIN	466602-04001	6	19
SRPH COURSE FEE - PHPM 606	220700-00606	3	36
SRPH EOH_DEPT	236050-26240	3	43
SRPH EPI/BIO DEPT	236050-26250	3	43
SRPH HPCHS DEPT	236050-26270	3	43
SRPH PHPM_DEPT	236050-26260	3	43
SRPH PUBLIC HEALTH PRACTICE	126200-12000	2	19
SRPH-IDC RETURN CCHD	244660-29001	3	46
SRPH-ORY IDC RETURN	244660-58001	3	46
SRS ASSESSMENT - OVER/SHORT	244442-00000	3	45
STAFF RECRUITMENT	150030-00000	2	37

Printed on a Xerox 9700 Laser Printing System at the Computing Services Center / Texas A&M University

Form: URGB01 (02/05/85)

Name	Account	Section	Page
START UP & BRIDGE - REINER	244870-12600	3	46
START UP - CANNON	123094-00000	2	14
START UP - FLORES ARRANGO	130072-00005	2	30
START UP - HYDE	123091-00000	2	14
START UP - IYENGAR	130072-00003	2	30
START UP - SMITH	123001-80000	2	10
START UP - SRINIVASAN	123001-90000	2	10
START UP - WANG	130072-00001	2	30
START UP - WEST	123092-00000	2	14
START UP FUNDS OUYANG	128194-00000	2	27
START UP FUNDS ZHAO	121637-00000	2	7
START UP-CENTER FOR MICROBIOTA RESE	244101-00000	3	44
START-UP JIM SONG	123215-00000	2	16
STARTUP FUNDS - HAN,GANG	236050-38050	3	43
STATE BOARD	301100-00000	5	2
STATE PSYCHIATRIC HOSPITAL	212510-00000	3	28
STAT3 IN MYELOID CELLS: A REGULATOR	466341-00001	6	17
STEARMAN PROFESSOR OF GENOMIC MEDIC	530172-00000	6	34
STRUCTURAL DETERMINATION OF EPINEPH	467881-00000	6	27
STRUCTURAL DETERMINATION OF EPINEPH	467881-00001	6	27
STUDENT AFFAIRS	200184-03510	3	5
STUDENT AFFAIRS	220420-03510	3	31
STUDENT AFFAIRS	220650-03510	3	35
STUDENT AFFAIRS	220640-03510	3	34
STUDENT AFFAIRS	181000-03510	2	46
STUDENT AFFAIRS	127100-03510	2	23
STUDENT AFFAIRS	128400-03510	2	27
STUDENT AFFAIRS - COLLEGE STATION	220640-13510	3	34
STUDENT AFFAIRS - COLLEGE STATION	220650-13510	3	36
STUDENT AFFAIRS BCS CAMPUS - COM	159001-00000	2	39
STUDENT AFFAIRS TEMPLE CAMPUS - COM	159002-00000	2	40
STUDENT AFFAIRS/STUDENT DIVERSITY	159016-00000	2	41
STUDENT DEVELOPMENT	159017-00000	2	41
STUDENT DEVELOPMENT-INCENTIVE MERIT	128165-00000	2	27
STUDENT HEALTH CLINIC	159021-00000	2	41
STUDENT HEALTH CLINIC	302030-00000	5	3
STUDENT SERVICE FEE-COM	220460-00000	3	33
STUDENT SERVICE FEE-NURSING	220790-00000	3	37
STUDENT SERVICE FEE-SPH	220290-00000	3	29
STUDENT SVC FEE-YEAR BOOK	221230-00000	3	40
STUDENT SVC-STUDENT COUNCIL	221220-00000	3	40
SUMAYA SCHOLARSHIP ACCOUNT	530168-00001	6	34
SUMMER CLINIC FEE-D.D.S.	221160-00000	3	40
SUN - CRI FY17 COMMITMENT	244871-20000	3	47
SUN, DEQIANG STARTUP	290001-20000	3	51
SUPERFUND_TRANS-NIH CAP-T.MCDONALD	200183-67791	3	4
SUPPLEMENT 2016	464112-00001	6	8
SURGERY-HEIN	182403-10000	2	50
SURGERY-NEWELL ROGERS	182403-20000	2	50
SYNAPTIC PLASTICITY AND ALCOHOL USE	467901-00001	6	27
TAMHSC MCALLEN CAMPUS	126230-00000	2	20

Printed on a Xerox 9700 Laser Printing System at the Computing Services Center / Texas A&M University

Form: URGB01 (02/05/85)

Name	Account	Section	Page
TAMHSC MCALLEN CAMPUS OPERATIONS	210320-00000	3	17
TAMHSC-MCALLEN CAMPUS	244663-00000	3	46
TAMP NAVASOTA	203101-00001	3	9
TAMU - BUSINESS SERVICES CONTRACT	120003-00000	2	4
TAMU - LIBRARY CONTRACT	120001-00000	2	4
TAMU - RESEARCH SERVICES CONTRACT	120002-00000	2	4
TAMU - SHARED SERVICES CONTRACT	120004-00000	2	4
TAMU - VISUALIZATION (ERIC REGAN)	467191-01001	6	22
TAMU STUDENT SERVICES CONTRACT	150004-00000	2	35
TAMU-CC/TX GOV: DR 2 PILOT PROJECT	466951-00001	6	20
TAMU: PERCEPTIONS OF COMMUNITY RESI	465951-00001	6	15
TARGETING HER2 FOR CANCER THERAPY H	464904-00001	6	10
TARGETING HER2 FOR CANCER THERAPY T	464904-00002	6	10
TARRANT CTY PHARM ASSOC END SCHOLAR	600097-00000	6	41
TEACHING MODEL REPLACEMENT FEE	221150-00000	3	39
TECHNOLOGY DIRECTED ADVANCE-OHSFELD	126260-60051	2	22
TELEHEALTH PROGRAM MARKETING	210130-29002	3	15
TELEMETRY MODULE FOR IN-SITU MONITO	438361-00001	6	3
TEMP SALARY SUPPORT FEN WANG	132002-19001	2	31
TEX VET SUPPORT FROM PRESIDENT	128016-00000	2	25
TEX-VAL: TEXAS A&M TISSUE CHIP VALI	466991-00001	6	21
TEXAS MPJE LAW REVIEW COURSE-COP	206028-00000	3	15
TEXAS RAPE PREVENTION AND EDUCATION	467441-00001	6	23
TEXAS-TRAINING INSTITUTE-EMERG RESP	206004-00000	3	13
THE COMBINATORIAL DRUG DISCOVERY PR	465013-00001	6	11
THE MENTORS PROJECT - MCM BUDGET	466741-00001	6	19
THE MENTORS PROJECT - MPIN BUDGET	466741-01002	6	19
THE PARACRINE REGULATION OF MAST CE	467491-00001	6	24
THE ROLE OF EARLY PREGNANCY SERUM M	465233-00001	6	12
THE ROLE OF EXRNA IN HEALTH DISPAR	467561-00001	6	24
THE ROLE OF EXRNA IN HEALTH DISPAR	467561-00000	6	24
THE ROLE OF FAM20B-CATALYZED PROTEO	467411-00001	6	23
THE ROLE OF HYPOTHALAMIC NEUROPEPTI	467291-00001	6	22
THE ROLE OF SMALL NON-CODING RNA IN	466001-00001	6	15
THE ROLE OF STEM CELL DERIVED MICRO	464891-00001	6	10
THE ROLES OF FAM20C (DMP4)- 45.5%	461911-01001	6	4
THE SPLICING FACTOR SF3B1 IS A MAST	465831-00001	6	14
THECB GRANT - COST SHARE	127500-67011	2	24
THECB-GME PLANNING GRANT FY17-18	136810-	2	33
TOBACCO - RESEARCH ADMINISTRATION	230400-00000	3	42
TOBACCO-CLINICAL AFFAIRS	233010-00000	3	42
TOBACCO-COD	233000-00000	3	42
TOBACCO-FINANCIAL SERVICES	233100-00000	3	43
TOBACCO-GENERAL DENTISTRY DEPT	233030-00000	3	42
TOBACCO-HSC ENDOWMENT	230000-00000	3	41
TOBACCO-LIBRARY	233020-00000	3	42
TOBACCO-ORAL SURGERY DEPT	233040-00000	3	42
TOBACCO-PERIODONTICS CLINIC	233060-00000	3	43
TOBACCO-PERIODONTICS CLINIC RESEARC	233080-00000	3	43
TOBACCO-PERMANENT HEALTH FUND	230010-00000	3	42
TOBACCO-REAPPROPRIATED BALANCES	230800-00000	3	42

Printed on a Xerox 9700 Laser Printing System at the Computing Services Center / Texas A&M University

Form: URGB01 (02/05/85)

Name	Account	Section	Page
TOBACCO-RESTORATIVE DEPT	233050-00000	3	42
TOBACCO-SPH	236050-00000	3	43
TOLERANCE MECHANISMS PHASE I TASK 2	467231-00002	6	22
TPEG RESIDENT	207000-00000	3	15
TRANSPORT PHENOMENA IN THE LYMPHATI	463934-00001	6	7
TRAVEL	200184-55555	3	6
TRAVEL	181001-55555	2	49
TRAVEL	181000-55555	2	48
TRIM PROTEINS POLARIZE DNA SENSING	466801-00001	6	20
TTI/CDC:LEVERAGING MOTOR VEHICLE CR	467391-00002	6	23
TTVN, DS3 & CIS ASSESSMENTS	150010-00000	2	36
TUMOR SUPPRESSION THROUGH THE CGAMP	464883-00001	6	10
TXHHSC: STAR KIDS - SUPPLEMENT	464311-03001	6	9
TYTAP CONTINUATION FUNDING FY2018-1	467671-00001	6	25
UAF-UNIVERSITY ADVANCEMENT FEE	221310-00000	3	41
UCI RESERVE	280040-00000	4	1
UCT SERVICE	211175-00002	3	21
UF: RURAL LIFESTYLE EATING AND ACTI	462981-00001	6	5
UG MCALLEN DESIGNATED	200179-00001	3	1
UNALLOCATED-BOHF	576020-00000	6	36
UNIVERSITY PALACKEHO - SHARMA SPH	210520-68000	3	18
USDA: SALUD PARA USTED Y SU FAMILIA	464641-00001	6	10
UTILITIES	212105-00000	3	25
UTILITIES	164105-00000	2	45
UTILITIES-BRYAN	164105-10000	2	45
UTILITIES-BRYAN	212105-10000	3	25
UTILITIES-COLLEGE STATION	212105-20000	3	25
UTILITIES-DALLAS	164105-30000	2	45
UTILITIES-HOUSTON	164105-40000	2	45
UTILITIES-HOUSTON	212105-40000	3	25
UTILITIES-KINGSVILLE	212105-50000	3	26
UTILITIES-MCALLEN	212105-60000	3	26
UTILITIES-ROUNDROCK	212105-70000	3	26
UTILITIES-TEMPLE	212105-80000	3	26
UTMB: FETAL CELL SENESCENCE SIGNALS	466641-00001	6	19
VACCINE CANDIDATES FOR Q FEVER	463374-00004	6	6
VAGUS NERVE STIMULATION AS A TREATM	465391-00001	6	13
VEGF-D INDUCED LYMPHANGIOGENESIS:	467821-00001	6	26
VICTORIA - FMR	212270-00000	3	27
WALGREENS CULTURE DIVERSITY PROGRAM	530057-00000	6	33
WALGREENS DIVERSITY SCHOLARSHIP	600060-00000	6	39
WARD START-UP	123027-00000	2	12
WATSON START-UP - STATE	123090-00000	2	14
WEAVING THE TASINA LUTA: A COMMUNIT	468231-00001	6	30
WEHNER-WELCH CHAIR	130027-00000	2	28
WELLS-RESEARCH	530183-00000	6	35
WEST, N&W END CHAIR-IBT-TX MED CTR	530066-00000	6	33
WILKERSON ENDOWED LEGACY SCHOLARSHP	600107-00000	6	42
WILLIAM & JESSAMINE YOUNGER END SCH	601150-00000	6	44
WOMEN'S HEALTH IN NEUROSCIENCE	130067-00000	2	29
WOMEN'S HEALTH IN NEUROSCIENCE	123000-10000	2	9

Printed on a Xerox 9700 Laser Printing System at the Computing Services Center / Texas A&M University

Form: URGB01 (02/05/85)

Name	Account	Section	Page
WORKING ON WELLNESS/TRABAJANDO EN E	464264-00001	6	8
XENEX RESEARCH AGREEMENT	466631-00001	6	19
YEAR 1 - IDENTIFY STREPTOCOCCUS GAL	468261-00001	6	30
YEAR 1.1 COM - MCCLELLAN	468131-00001	6	29
YEAR 1.1 SPH - BOLIN	468131-01001	6	29
YEAR 1: MITOCHONDRIAL DNA INSTABILI	468241-00001	6	30
YEAR 3 - THERAPEUTIC TARGETING OF S	464603-00001	6	9
YEAR 4 - RECRUIT - FIRST-TIME TENUR	464374-00001	6	9
YR 1 - GCC CENTER FOR ADVANCED MICR	468161-00001	6	29
Z. CHEN-ENGINEERING PAYROLL SUPPORT	212360-00000	3	27
ZAWIEJA - SRS ACCOUNT 463933	123150-46393	2	15
ZHONG START-UP FUNDS	121500-35557	2	6
ZHU START-UP FUNDS	121500-35551	2	6
1020 HOLCOMBE - FACILITIES	212118-00101	3	26
1020 HOLCOMBE - SECURITY	212118-00103	3	26
1020 HOLCOMBE - UTILITIES	212118-00105	3	26
1115 WAIVER RHP 8 ANCHOR	205080-00000	3	11

Printed on a Xerox 9700 Laser Printing System at the Computing Services Center / Texas A&M University

Form: URGB01 (02/05/85)

Name	Account	Section	Page

****
* *
* BLANK PAGE *
* *
****

Printed on a Xerox 9700 Laser Printing System at the Computing Services Center / Texas A&M University

UNIVERSITY RULE

12.03.99.M1 Faculty Teaching Workload Reporting

Approved October, 2015
Revised June 9, 2016
Next scheduled review: June 9, 2021

Reason for the Rule

Faculty workload reporting is required for any individual assigned to teach a course for resident credit, or any individual whose salary is paid in full or part from Faculty Salaries.

Definitions

Faculty Salaries - are defined as salaries or wages of those engaged in the teaching function. Those paid from faculty salaries include heads of teaching departments and faculty.

Workload Definition - individuals paid from faculty salaries receive faculty workload credit from two areas: Classroom Teaching Credit and Equivalent Teaching Credits.

Classroom Teaching Credit: Classroom Teaching Credits are generally assigned to resident-credit courses. To ensure accuracy in workload reporting, each course should be assigned to the person primarily responsible for course instruction. For team taught courses, the teaching credit may be proportioned to the faculty members teaching the course.

Equivalent Teaching Credits: Certain non-classroom academic duties performed by faculty that enhance the teaching/learning process may be funded from Faculty Salaries. Equivalent teaching credits may be assigned for these duties. Once the faculty member is in compliance, no further assignment or equivalent credits is required. The listing of allowable equivalent teaching credits for direct instructional or administrative activities is included in the "Faculty Workload Policy Statement – Texas A&M University" which is available at: http://dars.tamu.edu/dars/files/4f/4ff73c0b-45b7-4b7f-9e1a-235fbb5c4be1.pdf.

Official Rule/ Responsibilities/ Process

1. MINIMUM WORKLOAD REQUIREMENT

1.1 The minimum workload requirement for faculty members paid 100% from Faculty Salaries is nine (9) teaching credits, counting classroom and equivalent teaching credits.

1.2 For Graduate Assistant appointments that are reported in the faculty workload report the minimum workload standard is set by the academic unit reporting the workload.

1.3 For faculty members with less than full-time appointments, the minimum workload standard is proportionately less.

2. REPORTING

Every semester each academic department must prepare a Faculty Workload Compliance Report. The report must include each individual who:

2.1 is primarily responsible for course instruction for resident credit; or

2.2 is paid any part of his or her salary from FACULTY SALARIES (see definition above).

3. SPECIAL CONDITIONS REGARDING COMPLIANCE

3.1 **Payment of FACULTY SALARIES to exhaust accumulated leave time:** Faculty members fall into this category if they terminate employment, become ill, or die during any part of the year and the payment of salary to exhaust accumulated leave carries them into a fall or spring semester. These faculty members cannot be assigned teaching responsibilities and therefore cannot be in compliance with the minimum workload requirement. The department head must provide a written explanation to the dean of the college for each faculty member not in compliance.

3.2 **Faculty who are unable to complete teaching assignment during a long semester:** Faculty members fall into this category if they terminate employment, become ill, or die during a long semester and their courses are reassigned to other faculty members in the department. The compliance status of the faculty member will be the same as their compliance status before the disabling condition or termination took place.

3.3 **Other reason for non-compliance:** Occasionally faculty members may be non-compliant for reasons not covered in 3.1.or 3.2 above. For example, a faculty member may have been placed on administrative leave or there may have been another circumstance that prevents a faculty member from teaching courses in a given semester.

3.4 **Faculty members not in compliance:** The reason for any faculty member not being in compliance with the minimum teaching requirement must be explained. For regular faculty (those not covered by 3.1 or 3.2 above) who are not in compliance, the department head must initiate an appropriate Employee Payroll Action Form to adjust the individual's teaching salary percentage.

4. RESPONSIBILITY FOR MONITORING WORKLOAD

4.1 Department Head

4.1.1 Assigns and monitors the workloads of individuals within his or her department to ensure compliance with the workload requirement.

4.1.2 Approves equivalent teaching credits based on direct instruction or administrative activities as listed in the "Faculty Workload Policy Statement – Texas A&M University" (http://dars.tamu.edu/dars/files/4f/4ff73c0b-45b7-4b7f-9e1a-235fbb5c4be1.pdf).

4.1.3 Ensures that other academic duties are assigned equitably within the department.

4.1.4 Provides notice to the college dean of all faculty members not in compliance.

4.2 College Dean

The college dean is responsible for monitoring the workload of individual faculty in his or her college as reported by the department head.

4.3 University Administration

Data and Research Services (DARS) will consolidate the reports from the colleges to generate the final Faculty Workload Compliance Report and shall prepare a list of faculty not in compliance with the minimum workload requirement. This report shall be sent to the Provost and Executive Vice President for review and approval prior to submission to the President.

The President is responsible for verifying institutional compliance with the minimum workload requirement and for reporting this information through the Chancellor, to the Board of Regents.

5. INSTRUCTIONS FOR COMPLETING FACULTY WORKLOAD COMPLIANCE REPORT

Each department head and dean will be notified by the DARS when the Faculty Workload Report has been placed on the web for updating and correcting.

Related Statutes, Policies, or Requirements

Supplements System Policy 12.03

Contact Office

Office of the Dean of Faculties

TEXAS A&M AGRILIFE RESEARCH

Board Approved Operating Budgets

Fiscal Year Ending August 31, 2019

Table of Contents

Section	Title
1	Statement of Changes in Fund Balance
2	Functional and General Funds
3	Designated Funds
4	Designated Service Departments
5	Auxiliary Enterprises
6	Restricted Funds
7	Plant Funds
8	Transfers by Account
9	Allocations by Account
10	Index by Account Number
11	Index by Account Name

Form: URGB01 (02/05/85)
Printed on a Xerox 9700 Laser Printing System at the Computing Services Center / Texas A&M University

Table of Contents

Section	Title

****
* *
* BLANK PAGE *
* *
****

Form: URGB01 (02/05/85)
Printed on a Xerox 9700 Laser Printing System at the Computing Services Center / Texas A&M University

Description	Current Funds: Functional and General	Current Funds: Designated	Current Funds: Auxiliary Enterprises	Current Funds: Restricted	Plant Funds	Total
Revenues						
State Approp - General Revenue	55,501,220					55,501,220
State Approp - Benefits Pd by St	14,408,499					14,408,499
Federal Appropriations	9,156,520					9,156,520
Contracts and Grants	288,750	16,035,000		72,230,000		88,553,750
Gifts		2,110,000				2,110,000
Sales and Services	6,350,500	17,986,000				24,336,500
Investment Income		5,055,000		550,000		5,605,000
Total Revenue	85,705,489	41,186,000		72,780,000		199,671,489
Expenses						
Salaries - Faculty	14,447,713	2,048,700		6,567,000		23,063,413
Salaries - Non-Faculty	29,352,419	8,992,600		23,396,000		61,741,019
Wages	600,500	2,397,200		4,422,000		7,419,700
Benefits	17,143,449	2,159,715		5,642,000		24,945,164
Utilities	5,177,465	141,200		90,000		5,408,665
Scholarships	4,000	1,267,000		2,108,000		3,379,000
Operations and Maintenance	17,753,900	19,971,600		28,550,000		66,275,500
Equipment (Capitalized)	124,000	2,308,150		1,864,000		4,296,150
Total Expense(Less Service Depts)	84,603,446	39,286,165		72,639,000		196,528,611
Net Service Departments		11,500-				11,500-
Total Expense	84,603,446	39,274,665		72,639,000		196,517,111
Transfers						
Retirement of Indebtedness		1,768,530-				1,768,530-
Other Transfers	985,993-				4,300,000	3,314,007
Total Transfers	985,993-	1,768,530-			4,300,000	1,545,477
Net Change in Fund Balance	116,050	142,805		141,000	4,300,000	4,699,855

Form: URGB01 (02/05/85)
Printed on a Xerox 9700 Laser Printing System at the Computing Services Center / Texas A&M University

Form: URGB01 (02/05/85)

Description	Current Funds: Functional and General	Current Funds: Designated	Current Funds: Auxiliary Enterprises	Current Funds: Restricted	Plant Funds	Total

****
* *
* BLANK PAGE *
* *
****

Printed on a Xerox 9700 Laser Printing System at the Computing Services Center / Texas A&M University

Form: URGB01 (02/05/85)

Account	Description	Beginning Balance	Revenues	Net Allocations	Expenditures	Increase (Decrease)	Ending Balance
100001	FY17 REV S/L- RECORD ADMIN GEN REV						
	Revenue						
	State Approp - Gene		11,843,937				
	Account Total	0	11,843,937	11,843,937-	0	0	0
100002	FY17 REV S/L- RECORD RESEARCH GR						
	Revenue						
	State Approp - Gene		42,935,864				
	Account Total	0	42,935,864	42,935,864-	0	0	0
100004	FY17 REV S/L GR DEDICATED-AIR QUALI						
	Revenue						
	State Approp - Gene		455,712				
	Account Total	0	455,712	455,712-	0	0	0
100007	FY17 REV S/L-STATE INSURANCE APPRO						
	Revenue						
	State Approp - Bene		9,258,499				
	Account Total	0	9,258,499	9,258,499-	0	0	0
100010	FY17 REVENUE SL-FOULBROOD REG G R						
	Revenue						
	State Approp - Gene		265,707				
	Account Total	0	265,707	265,707-	0	0	0
100200	FY17 REV S/L HATCH, CURR FED YR						
	Revenue						
	Federal Appropriati		7,041,173				
	Account Total	0	7,041,173	7,041,173-	0	0	0
100201	FY17 REV S/L MRF FUNDS CURR FED YR						
	Revenue						
	Federal Appropriati		1,630,699				
	Account Total	0	1,630,699	1,630,699-	0	0	0
100202	FY17 REV S/L MC.STENNIS-CURR FED YR						
	Revenue						
	Federal Appropriati		484,648				
	Account Total	0	484,648	484,648-	0	0	0
100300	FY17 REV S/L REGULATORY-FEED						
	Revenue						
	Sales and Services		4,510,000				
	Account Total	0	4,510,000	4,510,000-	0	0	0
100305	FY17 REV S/L REG. FERTILIZER						
	Revenue						
	Sales and Services		1,225,000				
	Account Total	0	1,225,000	1,225,000-	0	0	0

Printed on a Xerox 9700 Laser Printing System at the Computing Services Center / Texas A&M University

Form: URGB01 (02/05/85)

Account	Description	Beginning Balance	Revenues	Net Allocations	Expenditures	Increase (Decrease)	Ending Balance
100450	REVENUE S/L, INDIRECT COST, FEDERAL						
	Revenue						
	Contracts and Grant		288,750				
	Account Total	0	288,750	288,750-	0	0	0
110000-00000	FY19 VICE CHANCELLOR OF AG-STATE						
	Expense						
	Salaries - Non-Faculty				1,115,702		
	Operations and Maintenance				246,566		
	Account Total	0	0	1,362,268	1,362,268	0	0
110001-00000	FY19 DIRECTORS OFFICE-STATE						
	Expense						
	Salaries - Faculty				68,297		
	Salaries - Non-Faculty				983,173		
	Operations and Maintenance				48,000		
	Account Total	0	0	1,099,470	1,099,470	0	0
110002-00000	FY19 ADMINSTRATIVE SERVICES-STATE						
	Expense						
	Salaries - Non-Faculty				3,101,054		
	Account Total	0	0	3,101,054	3,101,054	0	0
110006-00000	FY19 INFRASTRUCTURE SUPPORT-STATE						
	Expense						
	Utilities				4,454,071		
	Operations and Maintenance				1,827,074		
	Account Total	0	0	6,281,145	6,281,145	0	0
111002	FY19 LONGEVITY-STATE						
	Expense						
	Salaries - Non-Faculty				1,095,700		
	Account Total	0	0	1,095,700	1,095,700	0	0
111003	FY19 STAFF BENEFITS						
	Expense						
	Benefits				9,258,499		
	Account Total	0	0	9,258,499	9,258,499	0	0
111004	FY19 UNEMPLOYMENT COMP INS-STATE						
	Expense						
	Benefits				22,000		
	Account Total	0	0	22,000	22,000	0	0
111005	FY19 FICA CONTRIBUTION-STATE						
	Expense						
	Benefits				485,000		
	Account Total	0	0	485,000	485,000	0	0

Printed on a Xerox 9700 Laser Printing System at the Computing Services Center / Texas A&M University

Form: URGB01 (02/05/85)

Account	Description	Beginning Balance	Revenues	Net Allocations	Expenditures	Increase (Decrease)	Ending Balance
111007	FY19 WORKMENS COMP INS-STATE						
	Expense						
	Benefits				150,000		
	Account Total	0	0	150,000	150,000	0	0
111008	FY19 TEACHER RETIREMENT-STATE						
	Expense						
	Benefits				350,000		
	Account Total	0	0	350,000	350,000	0	0
111009	FY19 PROGRAM DEVELOPMENT-STATE						
	Expense						
	Operations and Maintenance				204,143		
	Account Total	0	0	204,143	204,143	0	0
111011-00000	FY19 SAFETY & HEALTH R&G-STATE						
	Expense						
	Salaries - Non-Faculty				63,615		
	Operations and Maintenance				2,963		
	Account Total	0	0	66,578	66,578	0	0
111012	FY19 ORP DIFF 1.19% RESERV-STATE						
	Expense						
	Benefits				120,000		
	Account Total	0	0	120,000	120,000	0	0
111016	FY19 GIP/FEDERAL						
	Expense						
	Benefits				632,000		
	Account Total	0	0	632,000	632,000	0	0
111017	FY19 REP/NEW INITIATIVES-STATE						
	Expense						
	Operations and Maintenance				2,080,897		
	Account Total	0	0	2,080,897	2,080,897	0	0
111019	FY19 UNALLOCATED FACULTY SAL-STATE						
	Expense						
	Salaries - Non-Faculty				611,545		
	Operations and Maintenance				1,579,943		
	Account Total	0	0	2,191,488	2,191,488	0	0
111020	FY19 ORP DIFF-SYS SUPPL.1.31%_STATE						
	Expense						
	Benefits				75,000		
	Account Total	0	0	75,000	75,000	0	0

Printed on a Xerox 9700 Laser Printing System at the Computing Services Center / Texas A&M University

Form: URGB01 (02/05/85)

Account	Description	Beginning Balance	Revenues	Net Allocations	Expenditures	Increase (Decrease)	Ending Balance
111026	FY19 BENEFITS PD BY ST-RS						
	Revenue						
	State Approp - Bene		5,150,000				
	Expense						
	Benefits				5,150,000		
	Account Total	0	5,150,000	0	5,150,000	0	0
111028	FY19 UNEMPLOYMENT COMP INS-ST						
	Expense						
	Benefits				15,000		
	Account Total	0	0	15,000	15,000	0	0
111046-00000	FY19 ACCRUED COMPENSIBLE LEAVE-LUM						
	Expense						
	Wages				400,000		
	Account Total	0	0	400,000	400,000	0	0
111200-00000	FY19 AG ECONOMICS R&G BASE						
	Expense						
	Salaries - Faculty				790,317		
	Salaries - Non-Faculty				395,113		
	Operations and Maintenance				197,431		
	Account Total	0	0	1,382,861	1,382,861	0	0
111202-00000	FY19 AG ENGINEERING R&G-STATE						
	Expense						
	Salaries - Faculty				275,437		
	Salaries - Non-Faculty				154,948		
	Operations and Maintenance				9,461		
	Account Total	0	0	439,846	439,846	0	0
111204-00000	FY19 ANIMAL SCIENCE R&G-STATE						
	Expense						
	Salaries - Faculty				596,075		
	Salaries - Non-Faculty				443,444		
	Wages				60,000		
	Operations and Maintenance				223,907		
	Account Total	0	0	1,323,426	1,323,426	0	0
111206-00000	FY19 BIOCHEMISTRY-BIOPHYSICS STATE						
	Expense						
	Salaries - Faculty				841,932		
	Salaries - Non-Faculty				136,784		
	Operations and Maintenance				161,474		
	Account Total	0	0	1,140,190	1,140,190	0	0

Printed on a Xerox 9700 Laser Printing System at the Computing Services Center / Texas A&M University

Form: URGB01 (02/05/85)

Account	Description	Beginning Balance	Revenues	Net Allocations	Expenditures	Increase (Decrease)	Ending Balance
111208-00000	FY19 ENTOMOLOGY R&G STATE						
	Expense						
	Salaries - Faculty				825,204		
	Salaries - Non-Faculty				395,850		
	Operations and Maintenance				4		
	Account Total	0	0	1,221,058	1,221,058	0	0
111209-00000	FY19 ECOSYSTEM SCIENCE & MGMT_STATE						
	Expense						
	Salaries - Faculty				466,447		
	Salaries - Non-Faculty				308,955		
	Operations and Maintenance				26,338		
	Account Total	0	0	801,740	801,740	0	0
111212-00000	FY19 HORTICULTURE R&G STATE						
	Expense						
	Salaries - Faculty				463,602		
	Salaries - Non-Faculty				306,086		
	Operations and Maintenance				85,269		
	Account Total	0	0	854,957	854,957	0	0
111213-00000	FY19 NUTRITION & FOOD SCI R&G STATE						
	Expense						
	Salaries - Faculty				157,610		
	Salaries - Non-Faculty				79,924		
	Operations and Maintenance				8,598		
	Account Total	0	0	246,132	246,132	0	0
111214-00000	FY19 PLANT PATHOLOGY R&G STATE						
	Expense						
	Salaries - Faculty				534,598		
	Salaries - Non-Faculty				121,097		
	Operations and Maintenance				13		
	Account Total	0	0	655,708	655,708	0	0
111216-00000	FY19 POULTRY SCIENCE R&G STATE						
	Expense						
	Salaries - Faculty				223,309		
	Salaries - Non-Faculty				300,274		
	Operations and Maintenance				88,954		
	Account Total	0	0	612,537	612,537	0	0
111220-00000	FY19 RECREATION PARKS & TOUR STATE						
	Expense						
	Salaries - Faculty				200,792		
	Salaries - Non-Faculty				117,005		
	Account Total	0	0	317,797	317,797	0	0

Printed on a Xerox 9700 Laser Printing System at the Computing Services Center / Texas A&M University

Form: URGB01 (02/05/85)

Account	Description	Beginning Balance	Revenues	Net Allocations	Expenditures	Increase (Decrease)	Ending Balance
111222-00000	FY19 SOIL & CROP SCIENCES STATE						
	Expense						
	Salaries - Faculty				549,142		
	Salaries - Non-Faculty				772,685		
	Wages				20,000		
	Operations and Maintenance				395,694		
	Account Total	0	0	1,737,521	1,737,521	0	0
111224-00000	FY19 WILDLIFE & FISHERIES STATE						
	Expense						
	Salaries - Faculty				270,982		
	Salaries - Non-Faculty				216,228		
	Operations and Maintenance				12,502		
	Account Total	0	0	499,712	499,712	0	0
111259-00000	FY19 IPGB R & G STATE						
	Expense						
	Salaries - Faculty				87,787		
	Salaries - Non-Faculty				355,328		
	Operations and Maintenance				9,954		
	Account Total	0	0	453,069	453,069	0	0
111262-00000	FY19 INST-INFECTIOUS AN DIS-STATE						
	Expense						
	Salaries - Non-Faculty				156,254		
	Account Total	0	0	156,254	156,254	0	0
111264-00000	FY19 INFORMATION TECH R&G STATE						
	Expense						
	Salaries - Non-Faculty				169,814		
	Operations and Maintenance				816		
	Account Total	0	0	170,630	170,630	0	0
111265-00000	FY19 INST OF RENEW NAT RESOUR STATE						
	Expense						
	Salaries - Non-Faculty				220,268		
	Operations and Maintenance				91		
	Account Total	0	0	220,359	220,359	0	0
111275-00000	FY19 TIGM R&G STATE						
	Expense						
	Salaries - Non-Faculty				533,978		
	Account Total	0	0	533,978	533,978	0	0
111276-00000	FY19 GENOMICS CORE R&G_STATE						
	Expense						
	Salaries - Non-Faculty				588,600		
	Account Total	0	0	588,600	588,600	0	0

Printed on a Xerox 9700 Laser Printing System at the Computing Services Center / Texas A&M University

Form: URGB01 (02/05/85)

Account	Description	Beginning Balance	Revenues	Net Allocations	Expenditures	Increase (Decrease)	Ending Balance
111277-00000	FY19 VEGETABLE & FRUIT IMPV STATE						
	Expense						
	Salaries - Faculty				84,144		
	Salaries - Non-Faculty				28,683		
	Operations and Maintenance				59,028		
	Account Total	0	0	171,855	171,855	0	0
111281-00000	FY19 QUANTUM BIOPHOTONICS STATE						
	Expense						
	Operations and Maintenance				130,600		
	Account Total	0	0	130,600	130,600	0	0
111282-00000	FY19 IP ADMINISTRATION STATE						
	Expense						
	Salaries - Non-Faculty				400,000		
	Account Total	0	0	400,000	400,000	0	0
112000-00000	FY19 VET RESEARCH-GENERAL R&G_STATE						
	Expense						
	Salaries - Non-Faculty				58,131		
	Operations and Maintenance				16,987		
	Account Total	0	0	75,118	75,118	0	0
112002-00000	FY19 VET INTEGRATIVE BIOSCIENCE R&G						
	Expense						
	Salaries - Faculty				203,295		
	Salaries - Non-Faculty				67,200		
	Operations and Maintenance				2,007		
	Account Total	0	0	272,502	272,502	0	0
112006-00000	FY19 VET PATHOBIOLOGY R&G STATE						
	Expense						
	Salaries - Faculty				682,144		
	Salaries - Non-Faculty				465,235		
	Operations and Maintenance				111,936		
	Account Total	0	0	1,259,315	1,259,315	0	0
112008-00000	FY19 VET PHYS & PHARM R&G STATE						
	Expense						
	Salaries - Faculty				357,164		
	Salaries - Non-Faculty				49,350		
	Operations and Maintenance				30,326		
	Account Total	0	0	436,840	436,840	0	0
112500-00000	FY19 WATER RESOURCES INST R&G STATE						
	Expense						
	Salaries - Non-Faculty				147,838		
	Operations and Maintenance				54,185		
	Account Total	0	0	202,023	202,023	0	0

Printed on a Xerox 9700 Laser Printing System at the Computing Services Center / Texas A&M University

Form: URGB01 (02/05/85)

Account	Description	Beginning Balance	Revenues	Net Allocations	Expenditures	Increase (Decrease)	Ending Balance
112501-00000	FY19 AG COMMUNICATION R&G_STATE						
	Expense						
	Salaries - Non-Faculty				554,584		
	Operations and Maintenance				136,681		
	Account Total	0	0	691,265	691,265	0	0
112502-00000	FY19 FARM SERVICES R&G STATE						
	Expense						
	Salaries - Non-Faculty				165,202		
	Account Total	0	0	165,202	165,202	0	0
112508-00000	FY19 AG COMM-PUBLICATIONS_STATE						
	Expense						
	Salaries - Non-Faculty				19,934		
	Operations and Maintenance				3,297		
	Account Total	0	0	23,231	23,231	0	0
112510-00000	FY19 INTERNATIONAL AG PROGRAM-R&G						
	Expense						
	Salaries - Non-Faculty				578,117		
	Account Total	0	0	578,117	578,117	0	0
113000-00000	FY19 AMARILLO R&G BASE STATE						
	Expense						
	Salaries - Faculty				733,742		
	Salaries - Non-Faculty				557,849		
	Wages				5,000		
	Operations and Maintenance				303,572		
	Account Total	0	0	1,600,163	1,600,163	0	0
113002-00000	FY19 BEAUMONT R&G BASE STATE						
	Expense						
	Salaries - Faculty				797,096		
	Salaries - Non-Faculty				595,544		
	Operations and Maintenance				153,422		
	Account Total	0	0	1,546,062	1,546,062	0	0
113004-00000	FY19 VERNON R&G BASE_STATE						
	Expense						
	Salaries - Faculty				638,779		
	Salaries - Non-Faculty				688,650		
	Operations and Maintenance				160,094		
	Account Total	0	0	1,487,523	1,487,523	0	0

Printed on a Xerox 9700 Laser Printing System at the Computing Services Center / Texas A&M University

Form: URGB01 (02/05/85)

Account	Description	Beginning Balance	Revenues	Net Allocations	Expenditures	Increase (Decrease)	Ending Balance
113006-00000	FY19 CORPUS CHRISTI R&G STATE						
	Expense						
	Salaries - Faculty				257,788		
	Salaries - Non-Faculty				649,315		
	Operations and Maintenance				67,560		
	Account Total	0	0	974,663	974,663	0	0
113007-00000	FY19 BEEVILLE R&G STATE						
	Expense						
	Salaries - Faculty				223,986		
	Salaries - Non-Faculty				242,132		
	Operations and Maintenance				26,757		
	Account Total	0	0	492,875	492,875	0	0
113008-00000	FY19 DALLAS R&G STATE						
	Expense						
	Salaries - Faculty				281,650		
	Salaries - Non-Faculty				723,696		
	Operations and Maintenance				6		
	Account Total	0	0	1,005,352	1,005,352	0	0
113010-00000	FY19 EL PASO R&G STATE						
	Expense						
	Salaries - Faculty				413,352		
	Salaries - Non-Faculty				301,770		
	Operations and Maintenance				247,382		
	Account Total	0	0	962,504	962,504	0	0
113012-00000	FY19 LUBBOCK R&G STATE						
	Expense						
	Salaries - Faculty				903,888		
	Salaries - Non-Faculty				954,786		
	Wages				15,000		
	Operations and Maintenance				314,338		
	Account Total	0	0	2,188,012	2,188,012	0	0
113014-00000	FY19 MCGREGOR R&G STATE						
	Expense						
	Salaries - Faculty				43,165		
	Salaries - Non-Faculty				256,787		
	Operations and Maintenance				1,891		
	Account Total	0	0	301,843	301,843	0	0
113015-00000	FY19 OVERTON R&G STATE						
	Expense						
	Salaries - Faculty				579,285		
	Salaries - Non-Faculty				680,050		
	Operations and Maintenance				184,522		
	Account Total	0	0	1,443,857	1,443,857	0	0

Printed on a Xerox 9700 Laser Printing System at the Computing Services Center / Texas A&M University

Form: URGB01 (02/05/85)

Account	Description	Beginning Balance	Revenues	Net Allocations	Expenditures	Increase (Decrease)	Ending Balance
113017-00000	FY19 PRAIRIE VIEW R&G STATE						
	Expense						
	Operations and Maintenance				57,190		
	Account Total	0	0	57,190	57,190	0	0
113018-00000	FY19 STEPHENVILLE R&G STATE						
	Expense						
	Salaries - Faculty				248,564		
	Salaries - Non-Faculty				453,413		
	Operations and Maintenance				65,017		
	Account Total	0	0	766,994	766,994	0	0
113020-00000	FY19 SAN ANGELO R&G STATE						
	Expense						
	Salaries - Faculty				90,894		
	Salaries - Non-Faculty				388,769		
	Operations and Maintenance				243,863		
	Account Total	0	0	723,526	723,526	0	0
113022-00000	FY19 TEMPLE R&G STATE						
	Expense						
	Salaries - Faculty				385,983		
	Salaries - Non-Faculty				501,831		
	Operations and Maintenance				152,825		
	Account Total	0	0	1,040,639	1,040,639	0	0
113024-00000	FY19 UVALDE R&G STATE						
	Expense						
	Salaries - Faculty				255,800		
	Salaries - Non-Faculty				499,524		
	Wages				13,000		
	Operations and Maintenance				113,731		
	Account Total	0	0	882,055	882,055	0	0
113026-00000	FY19 WESLACO R&G STATE						
	Expense						
	Salaries - Faculty				743,915		
	Salaries - Non-Faculty				650,558		
	Wages				10,000		
	Operations and Maintenance				367,648		
	Account Total	0	0	1,772,121	1,772,121	0	0
113801-00000	FY19 PECOS R&G STATE						
	Expense						
	Salaries - Faculty				76,548		
	Wages				4,000		
	Operations and Maintenance				94,638		
	Account Total	0	0	175,186	175,186	0	0

Printed on a Xerox 9700 Laser Printing System at the Computing Services Center / Texas A&M University

Form: URGB01 (02/05/85)

Account	Description	Beginning Balance	Revenues	Net Allocations	Expenditures	Increase (Decrease)	Ending Balance
113803-00000	FY19 SONORA R&G STATE						
	Expense						
	Salaries - Faculty				95,000		
	Salaries - Non-Faculty				124,550		
	Operations and Maintenance				29,434		
	Account Total	0	0	248,984	248,984	0	0
114050-00000	FY19 LUBBOCK COTTON FIBERS						
	Expense						
	Operations and Maintenance				364,800		
	Account Total	0	0	364,800	364,800	0	0
114055-00000	FY19 SAN ANGELO COTTON FIBERS						
	Expense						
	Salaries - Non-Faculty				85,267		
	Operations and Maintenance				29,933		
	Account Total	0	0	115,200	115,200	0	0
114100-00000	FY19 LUBBOCK VITICULTURE RESEARCH						
	Expense						
	Operations and Maintenance				36,338		
	Account Total	0	0	36,338	36,338	0	0
114182-00000	FY19 INVASIVE INSECT HOLDING						
	Expense						
	Operations and Maintenance				2,400,000		
	Account Total	0	0	2,400,000	2,400,000	0	0
114252-00000	FY19 SOIL & CROPS-WATER INITIATIVE						
	Expense						
	Operations and Maintenance				88,586		
	Account Total	0	0	88,586	88,586	0	0
114257-00000	FY19 EL PASO WATER INITIATIVE						
	Expense						
	Operations and Maintenance				10,000		
	Account Total	0	0	10,000	10,000	0	0
114258-00000	FY19 AG ECON WATER INITIATIVE						
	Expense						
	Operations and Maintenance				25,000		
	Account Total	0	0	25,000	25,000	0	0
114259-00000	FY19 TEMP- WATER INITIATIVE						
	Expense						
	Operations and Maintenance				9,000		
	Account Total	0	0	9,000	9,000	0	0

Printed on a Xerox 9700 Laser Printing System at the Computing Services Center / Texas A&M University

Form: URGB01 (02/05/85)

Account	Description	Beginning Balance	Revenues	Net Allocations	Expenditures	Increase (Decrease)	Ending Balance
114260-00000	FY19 BAEN- WATER INITIATIVE						
	Expense						
	Operations and Maintenance				46,300		
	Account Total	0	0	46,300	46,300	0	0
114401-00000	FY19 ENTOMOLOGY-HONEY BEE						
	Expense						
	Operations and Maintenance				45,329		
	Account Total	0	0	45,329	45,329	0	0
114410-00000	FY19 AIR QUALITY-DIRECTOR REV.S/L						
	Expense						
	Operations and Maintenance				39,353		
	Account Total	0	0	39,353	39,353	0	0
114413-00000	FY19 AMARILLO AIR QUALITY						
	Expense						
	Operations and Maintenance				309,671		
	Account Total	0	0	309,671	309,671	0	0
114416-00000	FY19 LUBBOCK AIR QUALITY						
	Expense						
	Operations and Maintenance				106,688		
	Account Total	0	0	106,688	106,688	0	0
114427-00000	FY19 LUBB-PLANT/CROP-HELMS						
	Expense						
	Operations and Maintenance				185,321		
	Account Total	0	0	185,321	185,321	0	0
114428-00000	FY19 LUBBOCK-COTTON GERMPLASM						
	Expense						
	Operations and Maintenance				190,772		
	Account Total	0	0	190,772	190,772	0	0
114500-00000	FY19 OFF CAMPUS INFRASTRUCTURE						
	Expense						
	Salaries - Non-Faculty				143,826		
	Operations and Maintenance				221,043		
	Account Total	0	0	364,869	364,869	0	0
114501-00000	FY19 AMARILLO INFRASTRUCTURE-STATE						
	Expense						
	Salaries - Non-Faculty				73,319		
	Wages				5,000		
	Utilities				85,000		
	Operations and Maintenance				121,757		
	Account Total	0	0	285,076	285,076	0	0

Printed on a Xerox 9700 Laser Printing System at the Computing Services Center / Texas A&M University

Form: URGB01 (02/05/85)

Account	Description	Beginning Balance	Revenues	Net Allocations	Expenditures	Increase (Decrease)	Ending Balance
114502-00000	FY19 BEAUMONT INFRASTRUCTURE-STATE						
	Expense						
	Salaries - Non-Faculty				95,778		
	Utilities				44,059		
	Operations and Maintenance				54,497		
	Account Total	0	0	194,334	194,334	0	0
114503-00000	FY19 VERNON INFRASTRUCTURE-STATE						
	Expense						
	Salaries - Non-Faculty				85,958		
	Utilities				49,390		
	Operations and Maintenance				70,446		
	Account Total	0	0	205,794	205,794	0	0
114504-00000	FY19 CORPUS INFRASTRUCTURE-STATE						
	Expense						
	Salaries - Non-Faculty				51,700		
	Wages				9,000		
	Utilities				85,000		
	Operations and Maintenance				122,495		
	Account Total	0	0	268,195	268,195	0	0
114505-00000	FY19 DALLAS INFRASTRUCTURE-STATE						
	Expense						
	Salaries - Non-Faculty				140,904		
	Wages				20,000		
	Utilities				23,540		
	Operations and Maintenance				16,318		
	Account Total	0	0	200,762	200,762	0	0
114506-00000	FY19 EL PASO INFRASTRUCTURE-STATE						
	Expense						
	Salaries - Non-Faculty				48,603		
	Utilities				45,000		
	Operations and Maintenance				24,420		
	Account Total	0	0	118,023	118,023	0	0
114507-00000	FY19 LUBBOCK INFRASTRUCTURE-STATE						
	Expense						
	Salaries - Non-Faculty				162,641		
	Wages				10,000		
	Utilities				80,000		
	Operations and Maintenance				84,495		
	Account Total	0	0	337,136	337,136	0	0

Printed on a Xerox 9700 Laser Printing System at the Computing Services Center / Texas A&M University

Form: URGB01 (02/05/85)

Account	Description	Beginning Balance	Revenues	Net Allocations	Expenditures	Increase (Decrease)	Ending Balance
114508-00000	FY19 MCGREGOR INFRASTRUCTURE-STATE						
	Expense						
	Salaries - Non-Faculty				43,393		
	Utilities				18,000		
	Operations and Maintenance				8,211		
	Account Total	0	0	69,604	69,604	0	0
114509-00000	FY19 OVERTON INFRASTRUCTURE-STATE						
	Expense						
	Salaries - Non-Faculty				113,705		
	Utilities				21,000		
	Operations and Maintenance				9,939		
	Account Total	0	0	144,644	144,644	0	0
114510-00000	FY19 STEPHENVILLE INFRASTRUCTURE						
	Expense						
	Salaries - Non-Faculty				15,853		
	Utilities				59,000		
	Operations and Maintenance				26,600		
	Account Total	0	0	101,453	101,453	0	0
114511-00000	FY19 SAN ANGELO INFRASTRUCTURE-ST						
	Expense						
	Salaries - Non-Faculty				88,798		
	Utilities				15,619		
	Operations and Maintenance				5,337		
	Account Total	0	0	109,754	109,754	0	0
114512-00000	FY19 TEMPLE INFRASTRUCTURE-STATE						
	Expense						
	Salaries - Non-Faculty				51,325		
	Utilities				36,000		
	Operations and Maintenance				10,590		
	Account Total	0	0	97,915	97,915	0	0
114513-00000	FY19 UVALDE INFRASTRUCTURE - STATE						
	Expense						
	Salaries - Non-Faculty				74,383		
	Utilities				34,286		
	Operations and Maintenance				48,760		
	Account Total	0	0	157,429	157,429	0	0
114514-00000	FY19 WESLACO INFRASTRUCTURE-STATE						
	Expense						
	Salaries - Non-Faculty				38,749		
	Utilities				100,000		
	Operations and Maintenance				298,410		
	Account Total	0	0	437,159	437,159	0	0

Printed on a Xerox 9700 Laser Printing System at the Computing Services Center / Texas A&M University

Form: URGB01 (02/05/85)

Account	Description	Beginning Balance	Revenues	Net Allocations	Expenditures	Increase (Decrease)	Ending Balance
114515-00000	FY19 PECOS INFRASTRUCTURE - STATE						
	Expense						
	Salaries - Non-Faculty				10,347		
	Operations and Maintenance				18,949		
	Account Total	0	0	29,296	29,296	0	0
114516-00000	FY19 SONORA INFRASTRUCTURE - STATE						
	Expense						
	Salaries - Non-Faculty				33,452		
	Operations and Maintenance				11,959		
	Account Total	0	0	45,411	45,411	0	0
114517-00000	FY19 LA COPITA INFRASTRUCTURE-STATE						
	Expense						
	Salaries - Non-Faculty				5,575		
	Operations and Maintenance				4,425		
	Account Total	0	0	10,000	10,000	0	0
114730-00000	FY19 DIRECTOR'S OFFICE - CORP REL						
	Expense						
	Salaries - Non-Faculty				1,093,093		
	Account Total	0	0	1,093,093	1,093,093	0	0
119000-00000	FY17 DIRECTOR'S REG. FEED						
	Expense						
	Salaries - Non-Faculty				137,030		
	Account Total	0	0	137,030	137,030	0	0
119001-00000	FY17 TAES PAYROLL -REGULATORY FEED						
	Expense						
	Salaries - Non-Faculty				36,587		
	Account Total	0	0	36,587	36,587	0	0
119003-00000	FY17 FICA CONTRIBUTION REGUL-FEED						
	Expense						
	Benefits				170,000		
	Account Total	0	0	170,000	170,000	0	0
119005-00000	FY17 UNEMP WORK COMP INSURANC-FEED						
	Expense						
	Benefits				7,000		
	Account Total	0	0	7,000	7,000	0	0
119006-00000	FY17 WORKMENS COMP INS-REG FEED						
	Expense						
	Benefits				9,000		
	Account Total	0	0	9,000	9,000	0	0

Printed on a Xerox 9700 Laser Printing System at the Computing Services Center / Texas A&M University

Form: URGB01 (02/05/85)

Account	Description	Beginning Balance	Revenues	Net Allocations	Expenditures	Increase (Decrease)	Ending Balance
119007-00000	FY17 LONGEVITY REGULATORY FEED						
	Expense						
	Salaries - Non-Faculty				96,640		
	Account Total	0	0	96,640	96,640	0	0
119009-00000	FY17 TRS/ORP FEED						
	Expense						
	Benefits				163,000		
	Account Total	0	0	163,000	163,000	0	0
119010-00000	FY17 GIP FEED						
	Expense						
	Benefits				375,000		
	Account Total	0	0	375,000	375,000	0	0
119011-00000	FY17 OTSC FEED OPERATING ACCOUNT						
	Expense						
	Salaries - Non-Faculty				2,168,818		
	Operations and Maintenance				1,138,175		
	Account Total	0	0	3,306,993	3,306,993	0	0
119012-00000	FY17 FOULBROOD INSPECTION						
	Expense						
	Salaries - Non-Faculty				96,959		
	Operations and Maintenance				168,748		
	Account Total	0	0	265,707	265,707	0	0
119015-00000	FY17 OTSC FERTILIZER OPERATING						
	Expense						
	Salaries - Non-Faculty				699,121		
	Operations and Maintenance				472,456		
	Account Total	0	0	1,171,577	1,171,577	0	0
119016-00000	FY17 FICA REG FERTILIZER						
	Expense						
	Benefits				42,000		
	Account Total	0	0	42,000	42,000	0	0
119018-00000	FY17 UCI REG FERTILIZER						
	Expense						
	Benefits				2,000		
	Account Total	0	0	2,000	2,000	0	0
119019-00000	FY17 WCI REG FERTILIZER						
	Expense						
	Benefits				2,000		
	Account Total	0	0	2,000	2,000	0	0

Printed on a Xerox 9700 Laser Printing System at the Computing Services Center / Texas A&M University

Form: URGB01 (02/05/85)

Account	Description	Beginning Balance	Revenues	Net Allocations	Expenditures	Increase (Decrease)	Ending Balance
119020-00000	FY17 LONGEVITY FERTILIZER						
	Expense						
	Salaries - Non-Faculty				23,440		
	Account Total	0	0	23,440	23,440	0	0
119022-00000	FY17 DIRECTOR'S REG FERTILIZER						
	Expense						
	Salaries - Non-Faculty				63,337		
	Account Total	0	0	63,337	63,337	0	0
119023-00000	FY17 PAYROLL SERVICE-FERTILIZER						
	Expense						
	Salaries - Non-Faculty				18,396		
	Account Total	0	0	18,396	18,396	0	0
119024-00000	FY17 GIP FERTILIZER						
	Expense						
	Benefits				70,000		
	Account Total	0	0	70,000	70,000	0	0
119025-00000	FY17 TRS/ORP FERTILIZER						
	Expense						
	Benefits				41,000		
	Account Total	0	0	41,000	41,000	0	0
131012-00000	AG ECONOMICS SALES						
	Account Total	1,000	0	0	0	0	1,000
131017-00000	HORTICULTURE SALES						
	Revenue						
	Sales and Services		25,000				
	Expense						
	Wages				12,000		
	Benefits				1,200		
	Scholarships				4,000		
	Operations and Maintenance				13,000		
	Account Total	40,000	25,000	0	30,200	5,200-	34,800
131022-00000	WILDLIFE & FISHERIES SALES						
	Revenue						
	Sales and Services		25,000				
	Expense						
	Operations and Maintenance				20,000		
	Account Total	30,000	25,000	0	20,000	5,000	35,000

Printed on a Xerox 9700 Laser Printing System at the Computing Services Center / Texas A&M University

Form: URGB01 (02/05/85)

Account	Description	Beginning Balance	Revenues	Net Allocations	Expenditures	Increase (Decrease)	Ending Balance
132002-00000	BEAUMONT SALES						
	Revenue						
	Sales and Services		3,000				
	Expense						
	Operations and Maintenance				10,000		
	Account Total	150,000	3,000	0	10,000	7,000-	143,000
132004-00000	VERNON SALES						
	Expense						
	Operations and Maintenance				8,000		
	Equipment (Capitalized)				9,000		
	Account Total	125,000	0	0	17,000	17,000-	108,000
132008-00000	CORPUS CHRISTI SALES						
	Revenue						
	Sales and Services		225,000				
	Expense						
	Operations and Maintenance				130,000		
	Equipment (Capitalized)				15,000		
	Account Total	222,000	225,000	0	145,000	80,000	302,000
132009-00000	BEEVILLE SALES						
	Revenue						
	Sales and Services		2,000				
	Expense						
	Wages				4,000		
	Benefits				400		
	Operations and Maintenance				5,000		
	Account Total	20,000	2,000	0	9,400	7,400-	12,600
132010-00000	DALLAS SALES						
	Revenue						
	Sales and Services		17,500				
	Expense						
	Operations and Maintenance				10,000		
	Account Total	82,000	17,500	0	10,000	7,500	89,500
132011-00000	EL PASO SALES						
	Revenue						
	Sales and Services		18,000				
	Expense						
	Wages				10,000		
	Benefits				1,000		
	Operations and Maintenance				10,000		
	Account Total	625,000	18,000	0	21,000	3,000-	622,000

Printed on a Xerox 9700 Laser Printing System at the Computing Services Center / Texas A&M University

Form: URGB01 (02/05/85)

Account	Description	Beginning Balance	Revenues	Net Allocations	Expenditures	Increase (Decrease)	Ending Balance
132012-00000	LUBBOCK SALES						
	Revenue						
	Sales and Services		235,000				
	Expense						
	Wages				3,500		
	Benefits				400		
	Utilities				25,000		
	Operations and Maintenance				50,000		
	Equipment (Capitalized)				100,000		
	Account Total	200,000	235,000	0	178,900	56,100	256,100
132015-00000	OVERTON SALES						
	Expense						
	Operations and Maintenance				5,000		
	Account Total	47,000	0	0	5,000	5,000-	42,000
132017-00000	STEPHENVILLE SALES						
	Revenue						
	Sales and Services		10,000				
	Expense						
	Salaries - Non-Faculty				2,500		
	Benefits				750		
	Operations and Maintenance				25,000		
	Account Total	58,000	10,000	0	28,250	18,250-	39,750
132019-00000	SAN ANGELO SALES						
	Expense						
	Operations and Maintenance				3,000		
	Account Total	18,000	0	0	3,000	3,000-	15,000
132022-00000	UVALDE SALES						
	Revenue						
	Sales and Services		10,000				
	Expense						
	Utilities				2,000		
	Operations and Maintenance				5,000		
	Account Total	1,000	10,000	0	7,000	3,000	4,000
132024-00000	WESLACO SALES						
	Revenue						
	Sales and Services		45,000				
	Expense						
	Operations and Maintenance				5,000		
	Account Total	540,000	45,000	0	5,000	40,000	580,000
133002-00000	TRANS PECOS SALES						
	Account Total	4,500	0	0	0	0	4,500

Printed on a Xerox 9700 Laser Printing System at the Computing Services Center / Texas A&M University

Form: URGB01 (02/05/85)

Account	Description	Beginning Balance	Revenues	Net Allocations	Expenditures	Increase (Decrease)	Ending Balance
133003-00000	SONORA SALES						
	Expense						
	Salaries - Non-Faculty				6,000		
	Benefits				1,200		
	Utilities				500		
	Operations and Maintenance				2,000		
	Account Total	19,000	0	0	9,700	9,700-	9,300
140001-00000	INDIRECT COST						
	Expense						
	Operations and Maintenance				288,750		
	Account Total	0	0	288,750	288,750	0	0

Printed on a Xerox 9700 Laser Printing System at the Computing Services Center / Texas A&M University

Form: URGB01 (02/05/85)

Account	Description	Beginning Balance	Revenues	Net Allocations	Expenditures	Increase (Decrease)	Ending Balance
Functional and General Funds - Board Approved							
	Revenue						
	State Approp - Gene		55,501,220				
	State Approp - Bene		14,408,499				
	Federal Appropriati		9,156,520				
	Contracts and Grant		288,750				
	Sales and Services		6,350,500				
	Expense						
	Salaries - Faculty				14,447,713		
	Salaries - Non-Faculty				29,352,419		
	Wages				600,500		
	Benefits				17,143,449		
	Utilities				5,177,465		
	Scholarships				4,000		
	Operations and Maintenance				17,753,900		
	Equipment (Capitalized)				124,000		
	Grand Total	2,182,500	85,705,489	985,993-	84,603,446	116,050	2,298,550

Printed on a Xerox 9700 Laser Printing System at the Computing Services Center / Texas A&M University

Form: URGB01 (02/05/85)

Account	Description	Beginning Balance	Revenues	Net Allocations	Expenditures	Increase (Decrease)	Ending Balance

****
* *
* BLANK PAGE *
* *
****

Printed on a Xerox 9700 Laser Printing System at the Computing Services Center / Texas A&M University

Form: URGB01 (02/05/85)

Account	Description	Beginning Balance	Revenues	Net Allocations	Expenditures	Increase (Decrease)	Ending Balance
210000-00000	DESIGNATED - INTEREST						
	Revenue						
	Investment Income		4,225,000				
	Expense						
	Operations and Maintenance				250,000		
	Account Total	500,000	4,225,000	0	250,000	3,975,000	4,475,000
291051	RESEARCH ADMINISTRATION						
	Revenue						
	Gifts		1,300,000				
	Sales and Services		3,550,000				
	Expense						
	Salaries - Non-Faculty				2,475,000		
	Wages				150,000		
	Benefits				400,000		
	Operations and Maintenance				3,000,000		
	Account Total	15,500,000	4,850,000	0	6,025,000	1,175,000-	14,325,000
291052	RESEARCH SUPPORT - BUDGET ONLY						
	Expense						
	Salaries - Faculty				50,000		
	Salaries - Non-Faculty				1,000,000		
	Wages				200,000		
	Benefits				100,000		
	Utilities				50,000		
	Scholarships				20,000		
	Operations and Maintenance				6,200,000		
	Equipment (Capitalized)				925,000		
	Account Total	1,000,000	0	10,554,350	8,545,000	2,009,350	3,009,350
292070	INTEREST						
	Revenue						
	Investment Income		700,000				
	Account Total	0	700,000	0	0	700,000	700,000
292072	INDIRECT COST - BUDGET ONLY						
	Revenue						
	Contracts and Grant		15,500,000				
	Account Total	0	15,500,000	15,500,000-	0	0	0
292100	AG ECONOMICS IDC - BUDGET ONLY						
	Expense						
	Salaries - Faculty				5,100		
	Wages				6,750		
	Benefits				2,015		
	Operations and Maintenance				100,000		
	Equipment (Capitalized)				300,000		
	Account Total	385,000	0	148,350	413,865	265,515-	119,485

Printed on a Xerox 9700 Laser Printing System at the Computing Services Center / Texas A&M University

Form: URGB01 (02/05/85)

Account	Description	Beginning Balance	Revenues	Net Allocations	Expenditures	Increase (Decrease)	Ending Balance
292101	AG ENGR IDC - BUDGET ONLY						
	Expense						
	Salaries - Non-Faculty				13,800		
	Wages				12,000		
	Benefits				8,000		
	Scholarships				18,000		
	Operations and Maintenance				110,000		
	Equipment (Capitalized)				16,000		
	Account Total	250,000	0	63,000	177,800	114,800-	135,200
292102	AMARILLO IDC - BUDGET ONLY						
	Expense						
	Salaries - Non-Faculty				26,000		
	Wages				2,000		
	Benefits				5,000		
	Operations and Maintenance				72,000		
	Equipment (Capitalized)				1,500		
	Account Total	650,000	0	53,000	106,500	53,500-	596,500
292103	ANIMAL SCIENCE IDC - BUDGET ONLY						
	Expense						
	Salaries - Faculty				21,000		
	Salaries - Non-Faculty				500		
	Wages				5,000		
	Benefits				5,000		
	Utilities				2,000		
	Scholarships				20,500		
	Operations and Maintenance				28,000		
	Equipment (Capitalized)				5,000		
	Account Total	550,000	0	121,000	87,000	34,000	584,000
292104	B & B IDC - BUDGET ONLY						
	Expense						
	Salaries - Faculty				10,000		
	Salaries - Non-Faculty				518,000		
	Wages				3,000		
	Benefits				150,000		
	Utilities				3,500		
	Scholarships				200,000		
	Account Total	200,000	0	750,000	884,500	134,500-	65,500
292105	B & B SACCHETTINI IDC - BUDGET						
	Expense						
	Salaries - Non-Faculty				33,000		
	Wages				32,000		
	Benefits				10,000		
	Scholarships				12,500		
	Operations and Maintenance				73,000		
	Account Total	230,000	0	175,000	160,500	14,500	244,500

Printed on a Xerox 9700 Laser Printing System at the Computing Services Center / Texas A&M University

Form: URGB01 (02/05/85)

Account	Description	Beginning Balance	Revenues	Net Allocations	Expenditures	Increase (Decrease)	Ending Balance
292107	BEAUMONT IDC - BUDGET ONLY						
	Expense						
	Salaries - Non-Faculty				500		
	Benefits				50		
	Operations and Maintenance				7,000		
	Account Total	450,000	0	42,000	7,550	34,450	484,450
292108	VERNON IDC - BUDGET						
	Expense						
	Operations and Maintenance				7,500		
	Equipment (Capitalized)				20,000		
	Account Total	175,000	0	27,000	27,500	500-	174,500
292109	COORD INTERNA PROG IDC - BUDGET						
	Expense						
	Salaries - Faculty				12,000		
	Salaries - Non-Faculty				148,000		
	Wages				32,000		
	Benefits				40,000		
	Operations and Maintenance				80,000		
	Account Total	200,000	0	142,000	312,000	170,000-	30,000
292110	CORPUS IDC - BUDGET ONLY						
	Expense						
	Salaries - Faculty				2,500		
	Salaries - Non-Faculty				2,200		
	Wages				10,750		
	Benefits				2,100		
	Utilities				2,000		
	Scholarships				1,300		
	Operations and Maintenance				56,000		
	Equipment (Capitalized)				30,000		
	Account Total	300,000	0	75,000	106,850	31,850-	268,150
292113	ENTOMOLOGY IDC - BUDGET ONLY						
	Expense						
	Salaries - Non-Faculty				9,600		
	Wages				11,500		
	Benefits				4,000		
	Scholarships				2,700		
	Operations and Maintenance				140,000		
	Equipment (Capitalized)				5,200		
	Account Total	475,000	0	245,000	173,000	72,000	547,000

Printed on a Xerox 9700 Laser Printing System at the Computing Services Center / Texas A&M University

Form: URGB01 (02/05/85)

Account	Description	Beginning Balance	Revenues	Net Allocations	Expenditures	Increase (Decrease)	Ending Balance
292115	SOIL & CROP IDC - BUDGET ONLY						
	Expense						
	Salaries - Non-Faculty				24,600		
	Wages				24,000		
	Benefits				7,500		
	Utilities				500		
	Scholarships				17,000		
	Operations and Maintenance				178,000		
	Equipment (Capitalized)				38,000		
	Account Total	1,000,000	0	240,000	289,600	49,600-	950,400
292116	HORTICULTURE IDC - BUDGET ONLY						
	Expense						
	Salaries - Non-Faculty				2,500		
	Wages				11,000		
	Benefits				4,000		
	Scholarships				4,200		
	Operations and Maintenance				53,000		
	Equipment (Capitalized)				60,000		
	Account Total	350,000	0	95,000	134,700	39,700-	310,300
292118	LUBBOCK - IDC BUDGET						
	Expense						
	Salaries - Non-Faculty				5,000		
	Wages				11,000		
	Benefits				2,000		
	Utilities				500		
	Scholarships				3,000		
	Operations and Maintenance				30,000		
	Equipment (Capitalized)				10,000		
	Account Total	450,000	0	77,000	61,500	15,500	465,500
292120	OVERTON IDC BUDGET						
	Expense						
	Utilities				1,700		
	Scholarships				10,000		
	Operations and Maintenance				20,000		
	Account Total	50,000	0	22,000	31,700	9,700-	40,300
292121	PLANT PATH IDC - BUDGET ONLY						
	Expense						
	Salaries - Non-Faculty				55,000		
	Wages				1,000		
	Benefits				15,000		
	Scholarships				5,000		
	Operations and Maintenance				86,000		
	Equipment (Capitalized)				13,200		
	Account Total	320,000	0	140,000	175,200	35,200-	284,800

Printed on a Xerox 9700 Laser Printing System at the Computing Services Center / Texas A&M University

Form: URGB01 (02/05/85)

Account	Description	Beginning Balance	Revenues	Net Allocations	Expenditures	Increase (Decrease)	Ending Balance
292122	POULTRY SCIENCE IDC - BUDGET ONLY						
	Expense						
	Wages				81,000		
	Benefits				5,000		
	Operations and Maintenance				15,000		
	Account Total	50,000	0	70,000	101,000	31,000-	19,000
292124	SAN ANGELO IDC - BUDGET ONLY						
	Expense						
	Operations and Maintenance				1,200		
	Account Total	10,000	0	1,000	1,200	200-	9,800
292126	STEPHENVILLE IDC - BUDGET ONLY						
	Expense						
	Wages				40,500		
	Benefits				1,600		
	Operations and Maintenance				8,800		
	Account Total	80,000	0	20,000	50,900	30,900-	49,100
292127	TEMPLE IDC - BUDGET ONLY						
	Expense						
	Operations and Maintenance				12,000		
	Account Total	750,000	0	90,000	12,000	78,000	828,000
292128	UVALDE IDC - BUDGET ONLY						
	Expense						
	Operations and Maintenance				12,000		
	Equipment (Capitalized)				13,000		
	Account Total	275,000	0	17,000	25,000	8,000-	267,000
292129	VET INTEGRATIVE BIOSCI IDC-BUDGET						
	Expense						
	Salaries - Faculty				25,000		
	Salaries - Non-Faculty				40,000		
	Wages				10,000		
	Benefits				15,000		
	Scholarships				100,000		
	Operations and Maintenance				200,000		
	Equipment (Capitalized)				20,000		
	Account Total	1,700,000	0	385,000	410,000	25,000-	1,675,000
292130	VET LARGE ANIMAL - DESIGN IDC BUD						
	Expense						
	Operations and Maintenance				9,000		
	Account Total	28,000	0	3,500	9,000	5,500-	22,500

Printed on a Xerox 9700 Laser Printing System at the Computing Services Center / Texas A&M University

Form: URGB01 (02/05/85)

Account	Description	Beginning Balance	Revenues	Net Allocations	Expenditures	Increase (Decrease)	Ending Balance
292132	VET PATHOBIOLOGY IDC- BUDGET ONLY						
	Expense						
	Salaries - Faculty				10,400		
	Salaries - Non-Faculty				1,000		
	Wages				8,500		
	Benefits				4,400		
	Scholarships				18,500		
	Operations and Maintenance				165,000		
	Equipment (Capitalized)				13,500		
	Account Total	1,500,000	0	198,000	221,300	23,300-	1,476,700
292133	VET P & P IDC - BUDGET ONLY						
	Expense						
	Salaries - Faculty				30,000		
	Salaries - Non-Faculty				28,000		
	Wages				41,000		
	Benefits				16,000		
	Scholarships				46,000		
	Operations and Maintenance				90,000		
	Account Total	1,000,000	0	100,000	251,000	151,000-	849,000
292134	WESLACO IDC - BUDGET_ONLY						
	Expense						
	Salaries - Non-Faculty				135,000		
	Wages				6,700		
	Benefits				25,000		
	Operations and Maintenance				49,000		
	Equipment (Capitalized)				25,000		
	Account Total	450,000	0	142,000	240,700	98,700-	351,300
292135	WILDLIFE FISHERIES IDC - BUDGET						
	Expense						
	Salaries - Faculty				15,200		
	Salaries - Non-Faculty				500		
	Wages				4,000		
	Benefits				5,000		
	Scholarships				7,000		
	Operations and Maintenance				135,000		
	Equipment (Capitalized)				30,250		
	Account Total	250,000	0	70,000	196,950	126,950-	123,050
292136	DALLAS IDC BUDGET						
	Expense						
	Operations and Maintenance				6,000		
	Account Total	140,000	0	47,000	6,000	41,000	181,000

Printed on a Xerox 9700 Laser Printing System at the Computing Services Center / Texas A&M University

Form: URGB01 (02/05/85)

Account	Description	Beginning Balance	Revenues	Net Allocations	Expenditures	Increase (Decrease)	Ending Balance
292137	INST PLANT GEOMICS- IDC BUD ONLY						
	Expense						
	Salaries - Non-Faculty				80,500		
	Wages				3,000		
	Benefits				20,000		
	Operations and Maintenance				60,000		
	Account Total	950,000	0	147,000	163,500	16,500-	933,500
292139	NUTRITION & FOOD SCI - IDC BUDGET						
	Expense						
	Salaries - Non-Faculty				12,600		
	Wages				25,500		
	Benefits				6,000		
	Scholarships				100,000		
	Operations and Maintenance				150,000		
	Equipment (Capitalized)				30,000		
	Account Total	800,000	0	300,000	324,100	24,100-	775,900
292140	INST. RENEW. NAT. RES.-IDC BUDGET						
	Expense						
	Salaries - Non-Faculty				156,000		
	Benefits				42,000		
	Operations and Maintenance				83,000		
	Account Total	200,000	0	193,000	281,000	88,000-	112,000
292141	IIAD - IDC BUDGET						
	Expense						
	Salaries - Non-Faculty				185,000		
	Wages				5,800		
	Benefits				43,000		
	Utilities				2,000		
	Operations and Maintenance				150,000		
	Account Total	200,000	0	487,000	385,800	101,200	301,200
292142	AG LEADERSHIP, ED, COMM. IDC BUDGET						
	Expense						
	Operations and Maintenance				3,000		
	Account Total	50,000	0	23,000	3,000	20,000	70,000
292143	EL PASO IDC BUDGET						
	Expense						
	Operations and Maintenance				7,000		
	Account Total	330,000	0	25,000	7,000	18,000	348,000
292144	MCGREGOR IDC BUDGET						
	Account Total	3,100	0	0	0	0	3,100

Printed on a Xerox 9700 Laser Printing System at the Computing Services Center / Texas A&M University

Form: URGB01 (02/05/85)

Account	Description	Beginning Balance	Revenues	Net Allocations	Expenditures	Increase (Decrease)	Ending Balance
292145	OFFICE OF STATE CHEMIST IDC BUDGET						
	Expense						
	Operations and Maintenance				7,000		
	Account Total	45,000	0	18,000	7,000	11,000	56,000
292146	PECOS IDC BUDGET						
	Expense						
	Salaries - Non-Faculty				1,300		
	Benefits				250		
	Utilities				2,000		
	Operations and Maintenance				13,000		
	Account Total	55,000	0	0	16,550	16,550-	38,450
292147	REC & PARK IDC BUDGET						
	Expense						
	Operations and Maintenance				1,500		
	Account Total	15,000	0	10,000	1,500	8,500	23,500
292148	TX WATER RESOURCE INST IDC BUDGET						
	Expense						
	Operations and Maintenance				18,000		
	Equipment (Capitalized)				11,000		
	Account Total	300,000	0	85,000	29,000	56,000	356,000
292149	ECOSYSTEM SCI MGMT IDC BUDGET						
	Expense						
	Salaries - Faculty				28,000		
	Salaries - Non-Faculty				60,000		
	Wages				4,200		
	Benefits				23,000		
	Scholarships				4,300		
	Operations and Maintenance				82,000		
	Equipment (Capitalized)				33,000		
	Account Total	224,000	0	91,000	234,500	143,500-	80,500
292150	VET SMALL ANIMAL - DESIGN BUDG IDC						
	Expense						
	Operations and Maintenance				3,000		
	Equipment (Capitalized)				5,000		
	Account Total	350,000	0	7,800	8,000	200-	349,800
292151	SONORA IDC - BUDGET ONLY						
	Expense						
	Operations and Maintenance				18,000		
	Equipment (Capitalized)				40,000		
	Account Total	165,000	0	0	58,000	58,000-	107,000

Printed on a Xerox 9700 Laser Printing System at the Computing Services Center / Texas A&M University

Form: URGB01 (02/05/85)

Account	Description	Beginning Balance	Revenues	Net Allocations	Expenditures	Increase (Decrease)	Ending Balance
293001	AGRIC COMMUNICATION-BUDGET						
	Expense						
	Operations and Maintenance				3,600		
	Account Total	97,200	0	0	3,600	3,600-	93,600
293002	AGRIC ECONOMICS-BUDGET						
	Expense						
	Salaries - Faculty				5,000		
	Wages				5,000		
	Benefits				1,750		
	Operations and Maintenance				10,000		
	Account Total	191,000	0	0	21,750	21,750-	169,250
293003	AGRIC ENGINEERING-BUDGET						
	Revenue						
	Contracts and Grant		50,000				
	Sales and Services		50,000				
	Expense						
	Salaries - Faculty				15,000		
	Salaries - Non-Faculty				77,000		
	Wages				10,000		
	Benefits				25,000		
	Scholarships				8,000		
	Operations and Maintenance				75,000		
	Equipment (Capitalized)				10,000		
	Account Total	400,000	100,000	0	220,000	120,000-	280,000
293004	ANIMAL SCIENCE-BUDGET						
	Revenue						
	Contracts and Grant		90,000				
	Gifts		100,000				
	Sales and Services		3,750,000				
	Expense						
	Salaries - Faculty				350,000		
	Salaries - Non-Faculty				410,000		
	Wages				650,000		
	Benefits				150,000		
	Scholarships				200,000		
	Operations and Maintenance				1,750,000		
	Equipment (Capitalized)				100,000		
	Account Total	2,200,000	3,940,000	0	3,610,000	330,000	2,530,000

Printed on a Xerox 9700 Laser Printing System at the Computing Services Center / Texas A&M University

Form: URGB01 (02/05/85)

Account	Description	Beginning Balance	Revenues	Net Allocations	Expenditures	Increase (Decrease)	Ending Balance
293005	BIOCHEM & BIOPHY-BUDGET						
	Revenue						
	Sales and Services		650,000				
	Expense						
	Salaries - Non-Faculty				60,000		
	Benefits				20,000		
	Operations and Maintenance				60,000		
	Account Total	0	650,000	0	140,000	510,000	510,000
293006	ENTOMOLOGY -BUDGET						
	Revenue						
	Contracts and Grant		50,000				
	Sales and Services		650,000				
	Expense						
	Salaries - Faculty				5,000		
	Salaries - Non-Faculty				410,000		
	Wages				130,000		
	Benefits				60,000		
	Scholarships				200,000		
	Operations and Maintenance				200,000		
	Equipment (Capitalized)				100,000		
	Account Total	2,500,000	700,000	0	1,105,000	405,000-	2,095,000
293008	HORTICULTURAL SCIENCE BUDGET						
	Revenue						
	Gifts		35,000				
	Sales and Services		400,000				
	Expense						
	Salaries - Faculty				125,000		
	Salaries - Non-Faculty				65,000		
	Wages				20,000		
	Benefits				35,000		
	Scholarships				10,000		
	Operations and Maintenance				100,000		
	Equipment (Capitalized)				5,000		
	Account Total	1,000,000	435,000	0	360,000	75,000	1,075,000
293009	PLANT PATHOLOGY BUDGET						
	Revenue						
	Sales and Services		20,000				
	Expense						
	Salaries - Non-Faculty				5,000		
	Benefits				1,500		
	Operations and Maintenance				8,000		
	Account Total	200,000	20,000	0	14,500	5,500	205,500

Printed on a Xerox 9700 Laser Printing System at the Computing Services Center / Texas A&M University

Form: URGB01 (02/05/85)

Account	Description	Beginning Balance	Revenues	Net Allocations	Expenditures	Increase (Decrease)	Ending Balance
293010	POULTRY SCIENCE BUDGET						
	Revenue						
	Contracts and Grant		200,000				
	Gifts		50,000				
	Sales and Services		1,000,000				
	Expense						
	Salaries - Faculty				120,000		
	Salaries - Non-Faculty				190,000		
	Wages				80,000		
	Benefits				70,000		
	Scholarships				50,000		
	Operations and Maintenance				700,000		
	Equipment (Capitalized)				50,000		
	Account Total	1,000,000	1,250,000	0	1,260,000	10,000-	990,000
293012	RECREATION, PARKS & TOURISM BUDGET						
	Revenue						
	Sales and Services		40,000				
	Expense						
	Wages				20,000		
	Benefits				1,500		
	Operations and Maintenance				15,000		
	Account Total	0	40,000	0	36,500	3,500	3,500
293015	SOIL & CROP SCIENCES BUDGET						
	Revenue						
	Gifts		100,000				
	Sales and Services		300,000				
	Expense						
	Salaries - Faculty				280,000		
	Salaries - Non-Faculty				250,000		
	Wages				100,000		
	Benefits				35,000		
	Scholarships				30,000		
	Operations and Maintenance				350,000		
	Equipment (Capitalized)				25,000		
	Account Total	2,500,000	400,000	0	1,070,000	670,000-	1,830,000
293016	VET-DEAN'S OFFICE BUDGET						
	Expense						
	Salaries - Non-Faculty				5,000		
	Benefits				1,000		
	Operations and Maintenance				15,000		
	Account Total	150,000	0	0	21,000	21,000-	129,000

Printed on a Xerox 9700 Laser Printing System at the Computing Services Center / Texas A&M University

Form: URGB01 (02/05/85)

Account	Description	Beginning Balance	Revenues	Net Allocations	Expenditures	Increase (Decrease)	Ending Balance
293017	VET INTEGRATIVE BIOSCIENCES-BUDGET						
	Revenue						
	Gifts		100,000				
	Sales and Services		300,000				
	Expense						
	Salaries - Faculty				150,000		
	Salaries - Non-Faculty				290,000		
	Wages				80,000		
	Benefits				56,000		
	Scholarships				20,000		
	Operations and Maintenance				100,000		
	Equipment (Capitalized)				50,000		
	Account Total	1,500,000	400,000	0	746,000	346,000-	1,154,000
293018	VET LARGE ANIMAL DESIG.- BUDGT.						
	Account Total	30,000	0	0	0	0	30,000
293021	VET-PATHOBIOLOGY BUDGET						
	Revenue						
	Gifts		30,000				
	Sales and Services		500,000				
	Expense						
	Salaries - Faculty				150,000		
	Salaries - Non-Faculty				250,000		
	Wages				50,000		
	Benefits				60,000		
	Scholarships				25,000		
	Operations and Maintenance				300,000		
	Equipment (Capitalized)				16,000		
	Account Total	1,600,000	530,000	0	851,000	321,000-	1,279,000
293022	VET PHYS & PHARM BUDGET						
	Revenue						
	Sales and Services		450,000				
	Expense						
	Salaries - Faculty				60,000		
	Salaries - Non-Faculty				250,000		
	Wages				15,000		
	Benefits				80,000		
	Scholarships				7,500		
	Operations and Maintenance				200,000		
	Account Total	900,000	450,000	0	612,500	162,500-	737,500
293024	VET - SMALL ANIMAL BUDGET						
	Expense						
	Operations and Maintenance				5,000		
	Account Total	50,000	0	0	5,000	5,000-	45,000

Printed on a Xerox 9700 Laser Printing System at the Computing Services Center / Texas A&M University

Form: URGB01 (02/05/85)

Account	Description	Beginning Balance	Revenues	Net Allocations	Expenditures	Increase (Decrease)	Ending Balance
293028	FOUNDATION SEED BUDGET						
	Revenue						
	Sales and Services		450,000				
	Expense						
	Salaries - Faculty				80,000		
	Salaries - Non-Faculty				100,000		
	Wages				10,000		
	Benefits				60,000		
	Utilities				20,000		
	Operations and Maintenance				100,000		
	Equipment (Capitalized)				25,000		
	Account Total	0	450,000	0	395,000	55,000	55,000
293029	CROP TESTING BUDGET						
	Revenue						
	Sales and Services		300,000				
	Expense						
	Salaries - Faculty				6,000		
	Salaries - Non-Faculty				45,000		
	Wages				15,000		
	Benefits				15,000		
	Operations and Maintenance				40,000		
	Equipment (Capitalized)				5,000		
	Account Total	325,000	300,000	0	126,000	174,000	499,000
293030	COORD INTERNT'L AG PROG BUDGET						
	Revenue						
	Sales and Services		50,000				
	Expense						
	Wages				1,000		
	Benefits				250		
	Operations and Maintenance				10,000		
	Account Total	350,000	50,000	0	11,250	38,750	388,750
293051	WILDLIFE & FISHERIES BUDGET						
	Revenue						
	Gifts		45,000				
	Sales and Services		100,000				
	Expense						
	Scholarships				15,000		
	Operations and Maintenance				45,000		
	Equipment (Capitalized)				5,000		
	Account Total	675,000	145,000	0	65,000	80,000	755,000

Printed on a Xerox 9700 Laser Printing System at the Computing Services Center / Texas A&M University

Form: URGB01 (02/05/85)

Account	Description	Beginning Balance	Revenues	Net Allocations	Expenditures	Increase (Decrease)	Ending Balance
293052	NUTRITION & FOOD SCIENCE BUDGET						
	Revenue						
	Gifts		50,000				
	Sales and Services		50,000				
	Expense						
	Salaries - Faculty				10,000		
	Salaries - Non-Faculty				15,000		
	Wages				8,000		
	Benefits				10,000		
	Scholarships				12,000		
	Operations and Maintenance				100,000		
	Account Total	650,000	100,000	0	155,000	55,000-	595,000
293053	INST. OF REN NAT RES - BUDGET						
	Revenue						
	Sales and Services		500,000				
	Expense						
	Salaries - Non-Faculty				205,000		
	Wages				20,000		
	Benefits				75,000		
	Scholarships				16,000		
	Operations and Maintenance				60,000		
	Account Total	90,000	500,000	0	376,000	124,000	214,000
293056	TEXAS WATER RESOURCE BUDGET						
	Revenue						
	Sales and Services		125,000				
	Expense						
	Salaries - Non-Faculty				45,000		
	Benefits				16,500		
	Operations and Maintenance				45,000		
	Account Total	220,000	125,000	0	106,500	18,500	238,500
293074	AGRICULTURAL LEADERSHIP,ED - BUDGET						
	Expense						
	Wages				5,000		
	Benefits				750		
	Operations and Maintenance				10,000		
	Account Total	75,000	0	0	15,750	15,750-	59,250

Printed on a Xerox 9700 Laser Printing System at the Computing Services Center / Texas A&M University

Form: URGB01 (02/05/85)

Account	Description	Beginning Balance	Revenues	Net Allocations	Expenditures	Increase (Decrease)	Ending Balance
293080	INST FOR PLANT GEOMICS-BUDG						
	Revenue						
	Sales and Services		130,000				
	Expense						
	Salaries - Non-Faculty				80,000		
	Wages				10,000		
	Benefits				22,000		
	Utilities				1,000		
	Operations and Maintenance				80,000		
	Account Total	300,000	130,000	0	193,000	63,000-	237,000
293081	INFORMATION TECH DESIGN BUDGET ONLY						
	Expense						
	Salaries - Non-Faculty				10,000		
	Wages				1,500		
	Benefits				3,800		
	Operations and Maintenance				10,000		
	Account Total	45,000	0	0	25,300	25,300-	19,700
293086	INST INFECT ANIM DIS - BUDGET ONLY						
	Revenue						
	Sales and Services		10,000				
	Expense						
	Salaries - Faculty				10,000		
	Benefits				1,750		
	Operations and Maintenance				20,000		
	Account Total	50,000	10,000	0	31,750	21,750-	28,250
293094	ECOSYSTEM SCI MGMT DESIGNATE BUDGET						
	Revenue						
	Sales and Services		60,000				
	Expense						
	Salaries - Faculty				250,000		
	Salaries - Non-Faculty				170,000		
	Wages				80,000		
	Benefits				12,500		
	Utilities				1,500		
	Scholarships				10,000		
	Operations and Maintenance				50,000		
	Equipment (Capitalized)				100,000		
	Account Total	2,600,000	60,000	0	674,000	614,000-	1,986,000

Printed on a Xerox 9700 Laser Printing System at the Computing Services Center / Texas A&M University

Form: URGB01 (02/05/85)

Account	Description	Beginning Balance	Revenues	Net Allocations	Expenditures	Increase (Decrease)	Ending Balance
293107	GENOMICS DESIGNATED BUDGET						
	Revenue						
	Sales and Services		750,000				
	Expense						
	Salaries - Non-Faculty				30,000		
	Wages				5,000		
	Benefits				7,500		
	Operations and Maintenance				1,000,000		
	Equipment (Capitalized)				10,000		
	Account Total	900,000	750,000	0	1,052,500	302,500-	597,500
293108	TIGM DESIGNATED BUDGET						
	Revenue						
	Sales and Services		430,000				
	Expense						
	Salaries - Non-Faculty				20,000		
	Wages				2,000		
	Benefits				3,000		
	Operations and Maintenance				300,000		
	Account Total	0	430,000	0	325,000	105,000	105,000
294026	OFFICE TEXAS STATE CHEMIST BUDGET						
	Revenue						
	Sales and Services		120,000				
	Investment Income		130,000				
	Expense						
	Salaries - Faculty				37,000		
	Salaries - Non-Faculty				90,000		
	Wages				50,000		
	Benefits				35,000		
	Operations and Maintenance				200,000		
	Equipment (Capitalized)				15,000		
	Account Total	1,250,000	250,000	0	427,000	177,000-	1,073,000
295033	AMARILLO BUDGET						
	Revenue						
	Gifts		50,000				
	Sales and Services		75,000				
	Expense						
	Salaries - Faculty				20,000		
	Salaries - Non-Faculty				160,000		
	Wages				25,000		
	Benefits				60,000		
	Utilities				1,000		
	Scholarships				22,000		
	Operations and Maintenance				175,000		
	Equipment (Capitalized)				50,000		
	Account Total	2,100,000	125,000	0	513,000	388,000-	1,712,000

Printed on a Xerox 9700 Laser Printing System at the Computing Services Center / Texas A&M University

Form: URGB01 (02/05/85)

Account	Description	Beginning Balance	Revenues	Net Allocations	Expenditures	Increase (Decrease)	Ending Balance
295034	BEAUMONT BUDGET						
	Revenue						
	Gifts		60,000				
	Sales and Services		100,000				
	Expense						
	Salaries - Faculty				30,000		
	Salaries - Non-Faculty				100,000		
	Wages				20,000		
	Benefits				45,000		
	Utilities				5,000		
	Scholarships				1,000		
	Operations and Maintenance				100,000		
	Equipment (Capitalized)				40,000		
	Account Total	1,100,000	160,000	0	341,000	181,000-	919,000
295035	CORPUS CHRISTI BUDGET						
	Revenue						
	Contracts and Grant		10,000				
	Gifts		100,000				
	Expense						
	Salaries - Faculty				10,000		
	Salaries - Non-Faculty				5,000		
	Wages				12,000		
	Benefits				8,000		
	Utilities				1,500		
	Scholarships				3,000		
	Operations and Maintenance				100,000		
	Equipment (Capitalized)				5,000		
	Account Total	1,250,000	110,000	0	144,500	34,500-	1,215,500
295036	DALLAS BUDGET						
	Revenue						
	Contracts and Grant		10,000				
	Gifts		15,000				
	Sales and Services		200,000				
	Expense						
	Salaries - Non-Faculty				30,000		
	Wages				20,000		
	Benefits				15,000		
	Operations and Maintenance				50,000		
	Equipment (Capitalized)				5,000		
	Account Total	500,000	225,000	0	120,000	105,000	605,000

Printed on a Xerox 9700 Laser Printing System at the Computing Services Center / Texas A&M University

Form: URGB01 (02/05/85)

Account	Description	Beginning Balance	Revenues	Net Allocations	Expenditures	Increase (Decrease)	Ending Balance
295037	EL PASO BUDGET						
	Revenue						
	Sales and Services		5,000				
	Expense						
	Salaries - Faculty				10,000		
	Salaries - Non-Faculty				10,000		
	Wages				5,000		
	Benefits				5,000		
	Utilities				2,500		
	Operations and Maintenance				35,000		
	Equipment (Capitalized)				5,000		
	Account Total	650,000	5,000	0	72,500	67,500-	582,500
295038	LUBBOCK BUDGET						
	Revenue						
	Contracts and Grant		50,000				
	Sales and Services		450,000				
	Expense						
	Salaries - Faculty				90,000		
	Salaries - Non-Faculty				180,000		
	Wages				50,000		
	Benefits				65,000		
	Utilities				5,000		
	Operations and Maintenance				270,000		
	Equipment (Capitalized)				5,000		
	Account Total	2,500,000	500,000	0	665,000	165,000-	2,335,000
295039	MCGREGOR BUDGET						
	Revenue						
	Sales and Services		850,000				
	Expense						
	Salaries - Non-Faculty				15,000		
	Wages				25,000		
	Benefits				8,000		
	Utilities				15,000		
	Operations and Maintenance				500,000		
	Account Total	1,000,000	850,000	0	563,000	287,000	1,287,000

Printed on a Xerox 9700 Laser Printing System at the Computing Services Center / Texas A&M University

Form: URGB01 (02/05/85)

Account	Description	Beginning Balance	Revenues	Net Allocations	Expenditures	Increase (Decrease)	Ending Balance
295040	OVERTON BUDGET						
	Revenue						
	Sales and Services		200,000				
	Expense						
	Salaries - Non-Faculty				54,000		
	Wages				17,500		
	Benefits				15,000		
	Utilities				15,000		
	Scholarships				6,500		
	Operations and Maintenance				250,000		
	Equipment (Capitalized)				20,000		
	Account Total	675,000	200,000	0	378,000	178,000-	497,000
295041	SAN ANGELO BUDGET						
	Revenue						
	Sales and Services		275,000				
	Expense						
	Salaries - Non-Faculty				28,500		
	Wages				10,000		
	Benefits				8,000		
	Utilities				1,000		
	Scholarships				8,000		
	Operations and Maintenance				300,000		
	Account Total	250,000	275,000	0	355,500	80,500-	169,500
295042	STEPHENVILLE BUDGET						
	Revenue						
	Sales and Services		5,000				
	Expense						
	Salaries - Non-Faculty				60,000		
	Wages				2,000		
	Benefits				15,000		
	Scholarships				3,000		
	Operations and Maintenance				50,000		
	Equipment (Capitalized)				10,000		
	Account Total	250,000	5,000	0	140,000	135,000-	115,000
295043	TEMPLE BUDGET						
	Revenue						
	Sales and Services		815,000				
	Expense						
	Salaries - Faculty				25,000		
	Salaries - Non-Faculty				150,000		
	Wages				75,000		
	Benefits				60,000		
	Scholarships				10,000		
	Operations and Maintenance				150,000		
	Equipment (Capitalized)				5,000		
	Account Total	1,750,000	815,000	0	475,000	340,000	2,090,000

Printed on a Xerox 9700 Laser Printing System at the Computing Services Center / Texas A&M University

Form: URGB01 (02/05/85)

Account	Description	Beginning Balance	Revenues	Net Allocations	Expenditures	Increase (Decrease)	Ending Balance
295044	UVALDE BUDGET						
	Revenue						
	Gifts		30,000				
	Sales and Services		25,000				
	Expense						
	Salaries - Non-Faculty				5,000		
	Wages				5,000		
	Benefits				2,000		
	Utilities				1,000		
	Scholarships				10,000		
	Operations and Maintenance				25,000		
	Account Total	250,000	55,000	0	48,000	7,000	257,000
295045	VERNON BUDGET						
	Revenue						
	Sales and Services		150,000				
	Expense						
	Salaries - Faculty				1,500		
	Salaries - Non-Faculty				6,500		
	Wages				1,000		
	Benefits				2,500		
	Operations and Maintenance				50,000		
	Equipment (Capitalized)				2,500		
	Account Total	750,000	150,000	0	64,000	86,000	836,000
295046	WESLACO BUDGET						
	Revenue						
	Contracts and Grant		75,000				
	Gifts		45,000				
	Sales and Services		50,000				
	Expense						
	Salaries - Non-Faculty				100,000		
	Wages				20,000		
	Benefits				30,000		
	Utilities				5,000		
	Scholarships				10,000		
	Operations and Maintenance				120,000		
	Account Total	5,500,000	170,000	0	285,000	115,000-	5,385,000
295048	PECOS BUDGET						
	Revenue						
	Sales and Services		1,000				
	Expense						
	Operations and Maintenance				6,000		
	Account Total	50,000	1,000	0	6,000	5,000-	45,000

Printed on a Xerox 9700 Laser Printing System at the Computing Services Center / Texas A&M University

Form: URGB01 (02/05/85)

Account	Description	Beginning Balance	Revenues	Net Allocations	Expenditures	Increase (Decrease)	Ending Balance
295049	SONORA - DESTGNATED BUDGET ONLY						
	Revenue						
	Sales and Services		50,000				
	Expense						
	Salaries - Non-Faculty				3,000		
	Benefits				500		
	Utilities				2,500		
	Operations and Maintenance				40,000		
	Account Total	50,000	50,000	0	46,000	4,000	54,000

Printed on a Xerox 9700 Laser Printing System at the Computing Services Center / Texas A&M University

Form: URGB01 (02/05/85)

Account	Description	Beginning Balance	Revenues	Net Allocations	Expenditures	Increase (Decrease)	Ending Balance
Designated Funds - Board Approved							
	Revenue						
	Contracts and Grant		16,035,000				
	Gifts		2,110,000				
	Sales and Services		17,986,000				
	Investment Income		5,055,000				
	Expense						
	Salaries - Faculty				2,048,700		
	Salaries - Non-Faculty				8,992,600		
	Wages				2,397,200		
	Benefits				2,159,715		
	Utilities				141,200		
	Scholarships				1,267,000		
	Operations and Maintenance				19,971,600		
	Equipment (Capitalized)				2,308,150		
	Grand Total	73,428,300	41,186,000	0	39,286,165	1,899,835	75,328,135

Printed on a Xerox 9700 Laser Printing System at the Computing Services Center / Texas A&M University

Form: URGB01 (02/05/85)

Account	Description	Beginning Balance	Revenues	Net Allocations	Expenditures	Increase (Decrease)	Ending Balance
270030	UNEMPLOYMENT COMP INS RESERVE-LOCAL						
	Revenue						
	Sales and Services		150,000				
	Expense						
	Benefits				188,500		
	Account Total	70,000	150,000	0	188,500	38,500-	31,500
270060-00000	ACCRUED COMPENSABLE LEAVE-LUMP SUM						
	Revenue						
	Sales and Services		275,000				
	Expense						
	Wages				185,000		
	Benefits				13,000		
	Account Total	0	275,000	0	198,000	77,000	77,000
270070-00000	AIT-CENTRALIZED WORKSTATION PROGRAM						
	Revenue						
	Sales and Services		50,000				
	Expense						
	Salaries - Non-Faculty				10,000		
	Benefits				1,000		
	Operations and Maintenance				29,000		
	Account Total	0	50,000	0	40,000	10,000	10,000
292069	LIVESTOCK REVOLVING						
	Revenue						
	Sales and Services		200,000				
	Expense						
	Operations and Maintenance				250,000		
	Account Total	100,000	200,000	0	250,000	50,000-	50,000
293027	FARM SERVICES BUDGET						
	Revenue						
	Sales and Services		160,000				
	Expense						
	Salaries - Non-Faculty				60,000		
	Benefits				2,000		
	Operations and Maintenance				100,000		
	Account Total	40,000	160,000	0	162,000	2,000-	38,000
293068	BIO & BIO STOCKROOM BUDGET						
	Revenue						
	Sales and Services		305,000				
	Expense						
	Salaries - Non-Faculty				70,000		
	Operations and Maintenance				220,000		
	Account Total	0	305,000	0	290,000	15,000	15,000

Printed on a Xerox 9700 Laser Printing System at the Computing Services Center / Texas A&M University

Form: URGB01 (02/05/85)

Account	Description	Beginning Balance	Revenues	Net Allocations	Expenditures	Increase (Decrease)	Ending Balance
Designated Service Departments - Board Approved							
	Revenue						
	Sales and Services		1,140,000				
	Expense						
	Salaries - Non-Faculty				140,000		
	Wages				185,000		
	Benefits				204,500		
	Operations and Maintenance				599,000		
	Grand Total	210,000	1,140,000	0	1,128,500	11,500	221,500

Printed on a Xerox 9700 Laser Printing System at the Computing Services Center / Texas A&M University

Form: URGB01 (02/05/85)

Account	Description	Beginning Balance	Revenues	Net Allocations	Expenditures	Increase (Decrease)	Ending Balance

This section not used.

Printed on a Xerox 9700 Laser Printing System at the Computing Services Center / Texas A&M University

Form: URGB01 (02/05/85)

Account	Description	Beginning Balance	Revenues	Net Allocations	Expenditures	Increase (Decrease)	Ending Balance

****
* *
* BLANK PAGE *
* *
****

Printed on a Xerox 9700 Laser Printing System at the Computing Services Center / Texas A&M University

Form: URGB01 (02/05/85)

Account	Description	Beginning Balance	Revenues	Net Allocations	Expenditures	Increase (Decrease)	Ending Balance
691051	BLACKLAND/WATER CONS BUDGET						
	Revenue						
	Investment Income		550,000				
	Expense						
	Salaries - Faculty				110,000		
	Salaries - Non-Faculty				525,000		
	Wages				100,000		
	Benefits				90,000		
	Scholarships				350,000		
	Operations and Maintenance				500,000		
	Equipment (Capitalized)				1,000,000		
	Account Total	6,000,000	550,000	0	2,675,000	2,125,000-	3,875,000
691075	RF PAYROLL ACCOUNT - BUDGET						
	Revenue						
	Contracts and Grant		1,550,000				
	Expense						
	Salaries - Faculty				100,000		
	Salaries - Non-Faculty				950,000		
	Wages				10,000		
	Benefits				200,000		
	Account Total	100,000	1,550,000	0	1,260,000	290,000	390,000
693002	AG ECONOMICS BUDGET						
	Revenue						
	Contracts and Grant		2,500,000				
	Expense						
	Salaries - Faculty				330,000		
	Salaries - Non-Faculty				1,131,000		
	Wages				250,000		
	Benefits				200,000		
	Scholarships				25,000		
	Operations and Maintenance				1,000,000		
	Account Total	3,000,000	2,500,000	0	2,936,000	436,000-	2,564,000
693003	AG ENGINEERING BUDGET						
	Revenue						
	Contracts and Grant		1,300,000				
	Expense						
	Salaries - Faculty				400,000		
	Salaries - Non-Faculty				855,000		
	Wages				40,000		
	Benefits				85,000		
	Scholarships				30,000		
	Operations and Maintenance				400,000		
	Equipment (Capitalized)				175,000		
	Account Total	1,650,000	1,300,000	0	1,985,000	685,000-	965,000

Printed on a Xerox 9700 Laser Printing System at the Computing Services Center / Texas A&M University

Form: URGB01 (02/05/85)

Account	Description	Beginning Balance	Revenues	Net Allocations	Expenditures	Increase (Decrease)	Ending Balance
693004	ANIMAL SCIENCE BUDGET						
	Revenue						
	Contracts and Grant		3,335,000				
	Expense						
	Salaries - Faculty				500,000		
	Salaries - Non-Faculty				1,120,000		
	Wages				250,000		
	Benefits				100,000		
	Scholarships				85,000		
	Operations and Maintenance				2,000,000		
	Account Total	3,750,000	3,335,000	0	4,055,000	720,000-	3,030,000
693005	BIOCHEM & BIOPHY BUDGET						
	Revenue						
	Contracts and Grant		5,750,000				
	Expense						
	Salaries - Faculty				500,000		
	Salaries - Non-Faculty				2,500,000		
	Wages				250,000		
	Benefits				500,000		
	Scholarships				300,000		
	Operations and Maintenance				2,000,000		
	Equipment (Capitalized)				100,000		
	Account Total	5,000,000	5,750,000	0	6,150,000	400,000-	4,600,000
693006	ENTOMOLOGY BUDGET						
	Revenue						
	Contracts and Grant		3,400,000				
	Expense						
	Salaries - Faculty				500,000		
	Salaries - Non-Faculty				970,000		
	Wages				280,000		
	Benefits				300,000		
	Scholarships				60,000		
	Operations and Maintenance				1,000,000		
	Equipment (Capitalized)				150,000		
	Account Total	5,000,000	3,400,000	0	3,260,000	140,000	5,140,000
693008	HORTICULTURAL SCIENCE BUDGET						
	Revenue						
	Contracts and Grant		1,800,000				
	Expense						
	Salaries - Faculty				60,000		
	Salaries - Non-Faculty				430,000		
	Wages				129,000		
	Benefits				100,000		
	Scholarships				60,000		
	Operations and Maintenance				900,000		
	Account Total	7,000,000	1,800,000	0	1,679,000	121,000	7,121,000

Printed on a Xerox 9700 Laser Printing System at the Computing Services Center / Texas A&M University

Form: URGB01 (02/05/85)

Account	Description	Beginning Balance	Revenues	Net Allocations	Expenditures	Increase (Decrease)	Ending Balance
693009	PLANT PATHOLOGY BUDGET						
	Revenue						
	Contracts and Grant		3,400,000				
	Expense						
	Salaries - Faculty				500,000		
	Salaries - Non-Faculty				780,000		
	Wages				150,000		
	Benefits				200,000		
	Scholarships				40,000		
	Operations and Maintenance				1,700,000		
	Equipment (Capitalized)				39,000		
	Account Total	3,750,000	3,400,000	0	3,409,000	9,000-	3,741,000
693010	POULTRY SCIENCE BUDGET						
	Revenue						
	Contracts and Grant		2,200,000				
	Expense						
	Salaries - Faculty				200,000		
	Salaries - Non-Faculty				300,000		
	Wages				150,000		
	Benefits				57,000		
	Scholarships				10,000		
	Operations and Maintenance				1,500,000		
	Account Total	800,000	2,200,000	0	2,217,000	17,000-	783,000
693012	RECREATION PARKS BUDGET						
	Revenue						
	Contracts and Grant		850,000				
	Expense						
	Salaries - Faculty				100,000		
	Salaries - Non-Faculty				55,000		
	Wages				65,000		
	Benefits				40,000		
	Scholarships				125,000		
	Operations and Maintenance				200,000		
	Account Total	500,000	850,000	0	585,000	265,000	765,000
693015	SOIL AND CROP SCIENCES BUDGET						
	Revenue						
	Contracts and Grant		4,000,000				
	Expense						
	Salaries - Faculty				350,000		
	Salaries - Non-Faculty				1,250,000		
	Wages				500,000		
	Benefits				350,000		
	Scholarships				250,000		
	Operations and Maintenance				1,500,000		
	Account Total	8,000,000	4,000,000	0	4,200,000	200,000-	7,800,000

Printed on a Xerox 9700 Laser Printing System at the Computing Services Center / Texas A&M University

Form: URGB01 (02/05/85)

Account	Description	Beginning Balance	Revenues	Net Allocations	Expenditures	Increase (Decrease)	Ending Balance
693016	VET - DEAN'S OFFICE BUDGET						
	Revenue						
	Contracts and Grant		15,000				
	Expense						
	Scholarships				5,000		
	Account Total	0	15,000	0	5,000	10,000	10,000
693017	VET INTEGRATIVE BIOSCIENCES BUDGET						
	Revenue						
	Contracts and Grant		4,250,000				
	Expense						
	Salaries - Faculty				800,000		
	Salaries - Non-Faculty				1,225,000		
	Wages				250,000		
	Benefits				500,000		
	Scholarships				35,000		
	Operations and Maintenance				2,000,000		
	Equipment (Capitalized)				30,000		
	Account Total	7,000,000	4,250,000	0	4,840,000	590,000-	6,410,000
693018	VET - LARGE ANIMAL BUDGET						
	Revenue						
	Contracts and Grant		300,000				
	Expense						
	Salaries - Non-Faculty				85,000		
	Benefits				20,000		
	Operations and Maintenance				150,000		
	Account Total	100,000	300,000	0	255,000	45,000	145,000
693021	VET PATHOBIOLOGY BUDGET						
	Revenue						
	Contracts and Grant		5,500,000				
	Expense						
	Salaries - Faculty				250,000		
	Salaries - Non-Faculty				850,000		
	Wages				170,000		
	Benefits				200,000		
	Scholarships				350,000		
	Operations and Maintenance				2,000,000		
	Equipment (Capitalized)				30,000		
	Account Total	6,000,000	5,500,000	0	3,850,000	1,650,000	7,650,000

Printed on a Xerox 9700 Laser Printing System at the Computing Services Center / Texas A&M University

Form: URGB01 (02/05/85)

Account	Description	Beginning Balance	Revenues	Net Allocations	Expenditures	Increase (Decrease)	Ending Balance
693022	VET - P & P BUDGET						
	Revenue						
	Contracts and Grant		1,500,000				
	Expense						
	Salaries - Faculty				115,000		
	Salaries - Non-Faculty				350,000		
	Wages				100,000		
	Benefits				140,000		
	Scholarships				15,000		
	Operations and Maintenance				750,000		
	Equipment (Capitalized)				25,000		
	Account Total	2,000,000	1,500,000	0	1,495,000	5,000	2,005,000
693024	VET - SMALL ANIMAL BUDGET						
	Revenue						
	Contracts and Grant		400,000				
	Expense						
	Salaries - Faculty				30,000		
	Salaries - Non-Faculty				30,000		
	Benefits				15,000		
	Operations and Maintenance				150,000		
	Account Total	2,100,000	400,000	0	225,000	175,000	2,275,000
693025	WILDLIFE & FISHERIES BUDGET						
	Revenue						
	Contracts and Grant		1,500,000				
	Expense						
	Salaries - Faculty				95,000		
	Salaries - Non-Faculty				375,000		
	Wages				130,000		
	Benefits				100,000		
	Scholarships				85,000		
	Operations and Maintenance				450,000		
	Account Total	1,000,000	1,500,000	0	1,235,000	265,000	1,265,000
693030	COORDINATOR OF INTER BUDGET						
	Revenue						
	Contracts and Grant		3,000,000				
	Expense						
	Salaries - Faculty				175,000		
	Salaries - Non-Faculty				740,000		
	Wages				200,000		
	Benefits				200,000		
	Utilities				20,000		
	Scholarships				30,000		
	Operations and Maintenance				1,000,000		
	Account Total	3,000,000	3,000,000	0	2,365,000	635,000	3,635,000

Printed on a Xerox 9700 Laser Printing System at the Computing Services Center / Texas A&M University

Form: URGB01 (02/05/85)

Account	Description	Beginning Balance	Revenues	Net Allocations	Expenditures	Increase (Decrease)	Ending Balance
693052	NUTRITION & FOOD SCIENCE BUDGET						
	Revenue						
	Contracts and Grant		3,500,000				
	Expense						
	Salaries - Faculty				425,000		
	Salaries - Non-Faculty				810,000		
	Wages				120,000		
	Benefits				280,000		
	Scholarships				90,000		
	Operations and Maintenance				2,000,000		
	Equipment (Capitalized)				300,000		
	Account Total	3,200,000	3,500,000	0	4,025,000	525,000-	2,675,000
693053	INST. OF RENEW NAT RES BUDGET						
	Revenue						
	Contracts and Grant		3,200,000				
	Expense						
	Salaries - Faculty				80,000		
	Salaries - Non-Faculty				1,460,000		
	Wages				200,000		
	Benefits				300,000		
	Scholarships				5,000		
	Operations and Maintenance				1,000,000		
	Account Total	4,350,000	3,200,000	0	3,045,000	155,000	4,505,000
693056	TEXAS WATER RESOURCE BUDGET						
	Revenue						
	Contracts and Grant		2,750,000				
	Expense						
	Salaries - Faculty				50,000		
	Salaries - Non-Faculty				1,070,000		
	Wages				70,000		
	Benefits				200,000		
	Scholarships				5,000		
	Operations and Maintenance				1,000,000		
	Account Total	4,750,000	2,750,000	0	2,395,000	355,000	5,105,000
693074	AG EDUCATION BUDGET						
	Revenue						
	Contracts and Grant		275,000				
	Expense						
	Salaries - Faculty				75,000		
	Salaries - Non-Faculty				25,000		
	Wages				10,000		
	Benefits				25,000		
	Operations and Maintenance				100,000		
	Account Total	400,000	275,000	0	235,000	40,000	440,000

Printed on a Xerox 9700 Laser Printing System at the Computing Services Center / Texas A&M University

Form: URGB01 (02/05/85)

Account	Description	Beginning Balance	Revenues	Net Allocations	Expenditures	Increase (Decrease)	Ending Balance
693084	INST PLANT GEONOMICS-BUDGET						
	Revenue						
	Contracts and Grant		700,000				
	Expense						
	Salaries - Faculty				20,000		
	Salaries - Non-Faculty				125,000		
	Wages				10,000		
	Benefits				40,000		
	Scholarships				5,000		
	Operations and Maintenance				150,000		
	Account Total	900,000	700,000	0	350,000	350,000	1,250,000
693086	INST INFECT ANIM DIS - BUDGET ONLY						
	Revenue						
	Contracts and Grant		3,000,000				
	Expense						
	Salaries - Faculty				5,000		
	Salaries - Non-Faculty				1,130,000		
	Wages				30,000		
	Benefits				250,000		
	Scholarships				10,000		
	Operations and Maintenance				1,000,000		
	Account Total	4,000,000	3,000,000	0	2,425,000	575,000	4,575,000
693087	OTSC - BUDGET ONLY						
	Revenue						
	Contracts and Grant		800,000				
	Expense						
	Salaries - Faculty				30,000		
	Salaries - Non-Faculty				265,000		
	Benefits				80,000		
	Operations and Maintenance				375,000		
	Account Total	1,000,000	800,000	0	750,000	50,000	1,050,000
693105	ECOSYSTEM SCIENCE MGMT BUDGET						
	Revenue						
	Contracts and Grant		1,650,000				
	Expense						
	Salaries - Faculty				500,000		
	Salaries - Non-Faculty				640,000		
	Wages				100,000		
	Benefits				100,000		
	Scholarships				60,000		
	Operations and Maintenance				750,000		
	Account Total	2,750,000	1,650,000	0	2,150,000	500,000-	2,250,000

Printed on a Xerox 9700 Laser Printing System at the Computing Services Center / Texas A&M University

Form: URGB01 (02/05/85)

Account	Description	Beginning Balance	Revenues	Net Allocations	Expenditures	Increase (Decrease)	Ending Balance
695033	AMARILLO BUDGET						
	Revenue						
	Contracts and Grant		850,000				
	Expense						
	Salaries - Faculty				30,000		
	Salaries - Non-Faculty				285,000		
	Wages				130,000		
	Benefits				100,000		
	Scholarships				5,000		
	Operations and Maintenance				200,000		
	Account Total	1,000,000	850,000	0	750,000	100,000	1,100,000
695034	BEAUMONT BUDGET						
	Revenue						
	Contracts and Grant		1,050,000				
	Expense						
	Salaries - Non-Faculty				450,000		
	Wages				30,000		
	Benefits				140,000		
	Utilities				10,000		
	Scholarships				18,000		
	Operations and Maintenance				350,000		
	Equipment (Capitalized)				10,000		
	Account Total	400,000	1,050,000	0	1,008,000	42,000	442,000
695035	CORPUS CHRISTI BUDGET						
	Revenue						
	Contracts and Grant		800,000				
	Expense						
	Salaries - Non-Faculty				230,000		
	Wages				120,000		
	Benefits				70,000		
	Scholarships				40,000		
	Operations and Maintenance				300,000		
	Account Total	800,000	800,000	0	760,000	40,000	840,000
695036	DALLAS BUDGET						
	Revenue						
	Contracts and Grant		550,000				
	Expense						
	Salaries - Faculty				60,000		
	Salaries - Non-Faculty				100,000		
	Wages				20,000		
	Benefits				30,000		
	Utilities				60,000		
	Operations and Maintenance				100,000		
	Account Total	1,750,000	550,000	0	370,000	180,000	1,930,000

Printed on a Xerox 9700 Laser Printing System at the Computing Services Center / Texas A&M University

Form: URGB01 (02/05/85)

Account	Description	Beginning Balance	Revenues	Net Allocations	Expenditures	Increase (Decrease)	Ending Balance
695037	EL PASO BUDGET						
	Revenue						
	Contracts and Grant		200,000				
	Expense						
	Salaries - Faculty				17,000		
	Salaries - Non-Faculty				20,000		
	Wages				45,000		
	Benefits				17,000		
	Operations and Maintenance				75,000		
	Account Total	400,000	200,000	0	174,000	26,000	426,000
695038	LUBBOCK BUDGET						
	Revenue						
	Contracts and Grant		1,350,000				
	Expense						
	Salaries - Faculty				15,000		
	Salaries - Non-Faculty				330,000		
	Wages				140,000		
	Benefits				100,000		
	Scholarships				10,000		
	Operations and Maintenance				600,000		
	Equipment (Capitalized)				5,000		
	Account Total	1,900,000	1,350,000	0	1,200,000	150,000	2,050,000
695040	OVERTON BUDGET						
	Revenue						
	Contracts and Grant		190,000				
	Expense						
	Salaries - Non-Faculty				45,000		
	Wages				30,000		
	Benefits				18,000		
	Operations and Maintenance				50,000		
	Account Total	150,000	190,000	0	143,000	47,000	197,000
695041	SAN ANGELO BUDGET						
	Revenue						
	Contracts and Grant		90,000				
	Expense						
	Operations and Maintenance				30,000		
	Account Total	100,000	90,000	0	30,000	60,000	160,000

Printed on a Xerox 9700 Laser Printing System at the Computing Services Center / Texas A&M University

Form: URGB01 (02/05/85)

Account	Description	Beginning Balance	Revenues	Net Allocations	Expenditures	Increase (Decrease)	Ending Balance
695042	STEPHENVILLE BUDGET						
	Revenue						
	Contracts and Grant		325,000				
	Expense						
	Salaries - Faculty				20,000		
	Salaries - Non-Faculty				100,000		
	Wages				70,000		
	Benefits				40,000		
	Operations and Maintenance				70,000		
	Account Total	200,000	325,000	0	300,000	25,000	225,000
695043	TEMPLE BUDGET						
	Revenue						
	Contracts and Grant		2,200,000				
	Expense						
	Salaries - Faculty				40,000		
	Salaries - Non-Faculty				1,010,000		
	Wages				90,000		
	Benefits				200,000		
	Operations and Maintenance				400,000		
	Account Total	2,750,000	2,200,000	0	1,740,000	460,000	3,210,000
695044	UVALDE BUDGET						
	Revenue						
	Contracts and Grant		250,000				
	Expense						
	Salaries - Non-Faculty				20,000		
	Wages				10,000		
	Benefits				5,000		
	Operations and Maintenance				100,000		
	Account Total	75,000	250,000	0	135,000	115,000	190,000
695045	VERNON BUDGET						
	Revenue						
	Contracts and Grant		400,000				
	Expense						
	Salaries - Non-Faculty				100,000		
	Wages				48,000		
	Benefits				30,000		
	Operations and Maintenance				200,000		
	Account Total	1,100,000	400,000	0	378,000	22,000	1,122,000

Printed on a Xerox 9700 Laser Printing System at the Computing Services Center / Texas A&M University

Form: URGB01 (02/05/85)

Account	Description	Beginning Balance	Revenues	Net Allocations	Expenditures	Increase (Decrease)	Ending Balance
695046	WESLACO BUDGET						
	Revenue						
	Contracts and Grant		1,550,000				
	Expense						
	Salaries - Faculty				85,000		
	Salaries - Non-Faculty				660,000		
	Wages				125,000		
	Benefits				220,000		
	Scholarships				5,000		
	Operations and Maintenance				500,000		
	Account Total	1,350,000	1,550,000	0	1,595,000	45,000-	1,305,000

Printed on a Xerox 9700 Laser Printing System at the Computing Services Center / Texas A&M University

Form: URGB01 (02/05/85)

Account	Description	Beginning Balance	Revenues	Net Allocations	Expenditures	Increase (Decrease)	Ending Balance
Restricted Funds - Board Approved							
	Revenue						
	Contracts and Grant		72,230,000				
	Investment Income		550,000				
	Expense						
	Salaries - Faculty				6,567,000		
	Salaries - Non-Faculty				23,396,000		
	Wages				4,422,000		
	Benefits				5,642,000		
	Utilities				90,000		
	Scholarships				2,108,000		
	Operations and Maintenance				28,550,000		
	Equipment (Capitalized)				1,864,000		
	Grand Total	99,075,000	72,780,000	0	72,639,000	141,000	99,216,000

Printed on a Xerox 9700 Laser Printing System at the Computing Services Center / Texas A&M University

Form: URGB01 (02/05/85)

Account	Description	Beginning Balance	Revenues	Net Allocations	Expenditures	Increase (Decrease)	Ending Balance

This section not used.

Printed on a Xerox 9700 Laser Printing System at the Computing Services Center / Texas A&M University

Form: URGB01 (02/05/85)

Account	Description	Beginning Balance	Revenues	Net Allocations	Expenditures	Increase (Decrease)	Ending Balance

****
*   *
* BLANK PAGE *
*   *
****

Printed on a Xerox 9700 Laser Printing System at the Computing Services Center / Texas A&M University

Form: URGB01 (02/05/85)

CC	Account	Transaction Description	Offset CC	Offset Account	Amount	Actual Entry From CC	Actual Entry From Account	Actual Entry To CC	Actual Entry To Account	Feed	Mand
06	011100	FY17 R&G RESEARCH									
			28	010000	644,817.00-	06	011100	28	010000	N	
			07	011000	341,176.00-	06	011100	07	011000	N	
		** Decrease in Fund Balance **			985,993.00-						
06	020300	ALL OTHER DESIGNATED ACCOUNTS									
			06	080500	4,300,000.00-	06	020300	06	805000	N	
		AGRILIFE RSCH PUF EQUIP ALLOC	01	080710	900,000.00	01	080710	06	020300	N	
		AGRILIFE VICE CHAN PUF EQUIP	01	080710	3,400,000.00	01	080710	06	020300	N	
			01	088806	1,768,530.00-	06	020300	01	088806	N	Y
		** Decrease in Fund Balance **			1,768,530.00-						
06	080500	PUF EQUIPMENT ACCOUNTS									
			06	020300	4,300,000.00	06	020300	06	805000	N	
		** Increase in Fund Balance **			4,300,000.00						

Printed on a Xerox 9700 Laser Printing System at the Computing Services Center / Texas A&M University

			Actual Entry					
		Offset		From		To		
CC	Account	Transaction Description	CC Account	Amount	CC	Account	CC	Account	Feed	Mand

****
* *
* BLANK PAGE *
* *
****

Form: URGB01 (02/05/85)
Printed on a Xerox 9700 Laser Printing System at the Computing Services Center / Texas A&M University

Form: URGB01 (02/05/85)

CC	Account	Transaction Description	Offset CC	Offset Account	Amount	Actual Entry From CC	Actual Entry From Account	Actual Entry To CC	Actual Entry To Account	Feed	Mand
06	011000	FY17 R&G ADMIN									
			06	100001	11,843,937.00	06	100001	06	011000	Y	
			06	110000-00000	1,362,268.00-	06	011000	06	110000-00000	Y	
			06	110001-00000	1,099,470.00-	06	011000	06	110001-00000	Y	
			06	110002-00000	3,101,054.00-	06	011000	06	110002-00000	Y	
			06	110006-00000	6,281,145.00-	06	011000	06	110006-00000	Y	
		** Potential Decrease in Fund Balan			0.00						
06	011100	FY17 R&G RESEARCH									
			06	100002	42,935,864.00	06	100002	06	011100	Y	
			06	100004	455,712.00	06	100004	06	011100	Y	
			06	100007	9,258,499.00	06	100007	06	011100	Y	
			06	100200	7,041,173.00	06	100200	06	011100	Y	
			06	100201	1,630,699.00	06	100201	06	011100	Y	
			06	100202	484,648.00	06	100202	06	011100	Y	
			06	111002	1,095,700.00-	06	011100	06	111002	Y	
			06	111003	9,258,499.00-	06	011100	06	111003	Y	
			06	111004	22,000.00-	06	011100	06	111004	Y	
			06	111005	485,000.00-	06	011100	06	111005	Y	
			06	111007	150,000.00-	06	011100	06	111007	Y	
			06	111008	350,000.00-	06	011100	06	111008	Y	
			06	111009	204,143.00-	06	011100	06	111009	Y	
			06	111011-00000	66,578.00-	06	011100	06	111011-00000	Y	
			06	111012	120,000.00-	06	011100	06	111012	Y	
			06	111016	632,000.00-	06	011100	06	111016	Y	
			06	111017	2,080,897.00-	06	011100	06	111017	Y	
			06	111019	2,191,488.00-	06	011100	06	111019	Y	
			06	111020	75,000.00-	06	011100	06	111020	Y	
			06	111028	15,000.00-	06	011100	06	111028	Y	
			06	111046-00000	400,000.00-	06	011100	06	111046-00000	Y	
			06	111200-00000	1,382,861.00-	06	011100	06	111200-00000	Y	
			06	111202-00000	439,846.00-	06	011100	06	111202-00000	Y	
			06	111204-00000	1,323,426.00-	06	011100	06	111204-00000	Y	
			06	111206-00000	1,140,190.00-	06	011100	06	111206-00000	Y	
			06	111208-00000	1,221,058.00-	06	011100	06	111208-00000	Y	
			06	111209-00000	801,740.00-	06	011100	06	111209-00000	Y	
			06	111212-00000	854,957.00-	06	011100	06	111212-00000	Y	
			06	111213-00000	246,132.00-	06	011100	06	111213-00000	Y	
			06	111214-00000	655,708.00-	06	011100	06	111214-00000	Y	
			06	111216-00000	612,537.00-	06	011100	06	111216-00000	Y	
			06	111220-00000	317,797.00-	06	011100	06	111220-00000	Y	
			06	111222-00000	1,737,521.00-	06	011100	06	111222-00000	Y	
			06	111224-00000	499,712.00-	06	011100	06	111224-00000	Y	
			06	111259-00000	453,069.00-	06	011100	06	111259-00000	Y	
			06	111262-00000	156,254.00-	06	011100	06	111262-00000	Y	
			06	111264-00000	170,630.00-	06	011100	06	111264-00000	Y	
			06	111265-00000	220,359.00-	06	011100	06	111265-00000	Y	

Printed on a Xerox 9700 Laser Printing System at the Computing Services Center / Texas A&M University

Form: URGB01 (02/05/85)

CC	Account	Transaction Description	Offset CC	Offset Account	Amount	Actual Entry From CC	Actual Entry From Account	Actual Entry To CC	Actual Entry To Account	Feed	Mand
06	011100	FY17 R&G RESEARCH									
			06	111275-00000	533,978.00-	06	011100	06	111275-00000	Y	
			06	111276-00000	588,600.00-	06	011100	06	111276-00000	Y	
			06	111277-00000	171,855.00-	06	011100	06	111277-00000	Y	
			06	111281-00000	130,600.00-	06	011100	06	111281-00000	Y	
			06	111282-00000	400,000.00-	06	011100	06	111282-00000	Y	
			06	112000-00000	75,118.00-	06	011100	06	112000-00000	Y	
			06	112002-00000	272,502.00-	06	011100	06	112002-00000	Y	
			06	112006-00000	1,259,315.00-	06	011100	06	112006-00000	Y	
			06	112008-00000	436,840.00-	06	011100	06	112008-00000	Y	
			06	112500-00000	202,023.00-	06	011100	06	112500-00000	Y	
			06	112501-00000	691,265.00-	06	011100	06	112501-00000	Y	
			06	112502-00000	165,202.00-	06	011100	06	112502-00000	Y	
			06	112508-00000	23,231.00-	06	011100	06	112508-00000	Y	
			06	112510-00000	578,117.00-	06	011100	06	112510-00000	Y	
			06	113000-00000	1,600,163.00-	06	011100	06	113000-00000	Y	
			06	113002-00000	1,546,062.00-	06	011100	06	113002-00000	Y	
			06	113004-00000	1,487,523.00-	06	011100	06	113004-00000	Y	
			06	113006-00000	974,663.00-	06	011100	06	113006-00000	Y	
			06	113007-00000	492,875.00-	06	011100	06	113007-00000	Y	
			06	113008-00000	1,005,352.00-	06	011100	06	113008-00000	Y	
			06	113010-00000	962,504.00-	06	011100	06	113010-00000	Y	
			06	113012-00000	2,188,012.00-	06	011100	06	113012-00000	Y	
			06	113014-00000	301,843.00-	06	011100	06	113014-00000	Y	
			06	113015-00000	1,443,857.00-	06	011100	06	113015-00000	Y	
			06	113017-00000	57,190.00-	06	011100	06	113017-00000	Y	
			06	113018-00000	766,994.00-	06	011100	06	113018-00000	Y	
			06	113020-00000	723,526.00-	06	011100	06	113020-00000	Y	
			06	113022-00000	1,040,639.00-	06	011100	06	113022-00000	Y	
			06	113024-00000	882,055.00-	06	011100	06	113024-00000	Y	
			06	113026-00000	1,772,121.00-	06	011100	06	113026-00000	Y	
			06	113801-00000	175,186.00-	06	011100	06	113801-00000	Y	
			06	113803-00000	248,984.00-	06	011100	06	113803-00000	Y	
			06	114050-00000	364,800.00-	06	011100	06	114050-00000	Y	
			06	114055-00000	115,200.00-	06	011100	06	114055-00000	Y	
			06	114100-00000	36,338.00-	06	011100	06	114100-00000	Y	
			06	114182-00000	2,400,000.00-	06	011100	06	114182-00000	Y	
			06	114252-00000	88,586.00-	06	011100	06	114252-00000	Y	
			06	114257-00000	10,000.00-	06	011100	06	114257-00000	Y	
			06	114258-00000	25,000.00-	06	011100	06	114258-00000	Y	
			06	114259-00000	9,000.00-	06	011100	06	114259-00000	Y	
			06	114260-00000	46,300.00-	06	011100	06	114260-00000	Y	
			06	114401-00000	45,329.00-	06	011100	06	114401-00000	Y	
			06	114410-00000	39,353.00-	06	011100	06	114410-00000	Y	
			06	114413-00000	309,671.00-	06	011100	06	114413-00000	Y	
			06	114416-00000	106,688.00-	06	011100	06	114416-00000	Y	
			06	114427-00000	185,321.00-	06	011100	06	114427-00000	Y	

Printed on a Xerox 9700 Laser Printing System at the Computing Services Center / Texas A&M University

Form: URGB01 (02/05/85)

CC	Account	Transaction Description	--- Offset --- CC	Account	Amount	-------- Actual Entry --------- ---- From ----- CC	Account	----- To ------ CC	Account	Feed	Mand
06	011100	FY17 R&G RESEARCH									
			06	114428-00000	190,772.00-	06	011100	06	114428-00000	Y	
			06	114500-00000	364,869.00-	06	011100	06	114500-00000	Y	
			06	114501-00000	285,076.00-	06	011100	06	114501-00000	Y	
			06	114502-00000	194,334.00-	06	011100	06	114502-00000	Y	
			06	114503-00000	205,794.00-	06	011100	06	114503-00000	Y	
			06	114504-00000	268,195.00-	06	011100	06	114504-00000	Y	
			06	114505-00000	200,762.00-	06	011100	06	114505-00000	Y	
			06	114506-00000	118,023.00-	06	011100	06	114506-00000	Y	
			06	114507-00000	337,136.00-	06	011100	06	114507-00000	Y	
			06	114508-00000	69,604.00-	06	011100	06	114508-00000	Y	
			06	114509-00000	144,644.00-	06	011100	06	114509-00000	Y	
			06	114510-00000	101,453.00-	06	011100	06	114510-00000	Y	
			06	114511-00000	109,754.00-	06	011100	06	114511-00000	Y	
			06	114512-00000	97,915.00-	06	011100	06	114512-00000	Y	
			06	114513-00000	157,429.00-	06	011100	06	114513-00000	Y	
			06	114514-00000	437,159.00-	06	011100	06	114514-00000	Y	
			06	114515-00000	29,296.00-	06	011100	06	114515-00000	Y	
			06	114516-00000	45,411.00-	06	011100	06	114516-00000	Y	
			06	114517-00000	10,000.00-	06	011100	06	114517-00000	Y	
			06	114730-00000	1,093,093.00-	06	011100	06	114730-00000	Y	
		** Potential Increase in Fund Balan			985,993.00						
06	011900	FY17 FEED REGULATORY									
			06	100300	4,510,000.00	06	100300	06	011900	Y	
			06	119000-00000	137,030.00-	06	011900	06	119000-00000	Y	
			06	119001-00000	36,587.00-	06	011900	06	119001-00000	Y	
			06	119003-00000	170,000.00-	06	011900	06	119003-00000	Y	
			06	119005-00000	7,000.00-	06	011900	06	119005-00000	Y	
			06	119006-00000	9,000.00-	06	011900	06	119006-00000	Y	
			06	119007-00000	96,640.00-	06	011900	06	119007-00000	Y	
			06	119009-00000	163,000.00-	06	011900	06	119009-00000	Y	
			06	119010-00000	375,000.00-	06	011900	06	119010-00000	Y	
			06	119011-00000	3,306,993.00-	06	011900	06	119011-00000	Y	
		** Potential Increase in Fund Balan			208,750.00						
06	011950	FY17 FERTILIZER									
			06	100305	1,225,000.00	06	100305	06	011950	Y	
			06	119015-00000	1,171,577.00-	06	011950	06	119015-00000	Y	
			06	119016-00000	42,000.00-	06	011950	06	119016-00000	Y	
			06	119018-00000	2,000.00-	06	011950	06	119018-00000	Y	
			06	119019-00000	2,000.00-	06	011950	06	119019-00000	Y	
			06	119020-00000	23,440.00-	06	011950	06	119020-00000	Y	
			06	119022-00000	63,337.00-	06	011950	06	119022-00000	Y	
			06	119023-00000	18,396.00-	06	011950	06	119023-00000	Y	
			06	119024-00000	70,000.00-	06	011950	06	119024-00000	Y	
			06	119025-00000	41,000.00-	06	011950	06	119025-00000	Y	
		** Potential Decrease in Fund Balan			208,750.00-						

Printed on a Xerox 9700 Laser Printing System at the Computing Services Center / Texas A&M University

Form: URGB01 (02/05/85)

CC	Account	Transaction Description	Offset CC	Offset Account	Amount	Actual Entry From CC	Actual Entry From Account	Actual Entry To CC	Actual Entry To Account	Feed	Mand
06	011960	FY17 FOULBROOD									
			06	100010	265,707.00	06	100010	06	011960	Y	
			06	119012-00000	265,707.00-	06	011960	06	119012-00000	Y	
		** Potential Decrease in Fund Balan			0.00						
06	014000	INDIRECT COST									
			06	100450	288,750.00	06	100450	06	014000	Y	
			06	140001-00000	288,750.00-	06	014000	06	140001-00000	Y	
		** Potential Decrease in Fund Balan			0.00						
06	029000	DESIGNATED ACCOUNTS-BUDGET ONLY									
			06	291052	10,554,350.00-	06	292072	06	291052	N	
			06	292072	10,554,350.00	06	292072	06	291052	N	
			06	292072	7,800.00	06	292072	06	292150	N	
			06	292072	175,000.00	06	292072	06	292105	N	
			06	292072	42,000.00	06	292072	06	292107	N	
			06	292072	75,000.00	06	292072	06	292110	N	
			06	292072	22,000.00	06	292072	06	292120	N	
			06	292072	142,000.00	06	292072	06	292109	N	
			06	292072	140,000.00	06	292072	06	292121	N	
			06	292072	245,000.00	06	292072	06	292113	N	
			06	292072	77,000.00	06	292072	06	292118	N	
			06	292072	27,000.00	06	292072	06	292108	N	
			06	292072	70,000.00	06	292072	06	292122	N	
			06	292072	240,000.00	06	292072	06	292115	N	
			06	292072	95,000.00	06	292072	06	292116	N	
			06	292072	750,000.00	06	292072	06	292104	N	
			06	292072	47,000.00	06	292072	06	292136	N	
			06	292072	193,000.00	06	292072	06	292140	N	
			06	292072	10,000.00	06	292072	06	292147	N	
			06	292072	300,000.00	06	292072	06	292139	N	
			06	292072	85,000.00	06	292072	06	292148	N	
			06	292072	487,000.00	06	292072	06	292141	N	
			06	292072	18,000.00	06	292072	06	292145	N	
			06	292072	147,000.00	06	292072	06	292137	N	
			06	292072	91,000.00	06	292072	06	292149	N	
			06	292072	23,000.00	06	292072	06	292142	N	
			06	292072	25,000.00	06	292072	06	292143	N	
			06	292072	121,000.00	06	292072	06	292103	N	
			06	292072	1,000.00	06	292072	06	292124	N	
			06	292072	3,500.00	06	292072	06	292130	N	
			06	292072	90,000.00	06	292072	06	292127	N	
			06	292072	142,000.00	06	292072	06	292134	N	
			06	292072	17,000.00	06	292072	06	292128	N	
			06	292072	100,000.00	06	292072	06	292133	N	
			06	292072	20,000.00	06	292072	06	292126	N	
			06	292072	70,000.00	06	292072	06	292135	N	

Printed on a Xerox 9700 Laser Printing System at the Computing Services Center / Texas A&M University

Form: URGB01 (02/05/85)

CC	Account	Transaction Description	Offset CC	Offset Account	Amount	Actual Entry From CC	Actual Entry From Account	Actual Entry To CC	Actual Entry To Account	Feed	Mand
06	029000	DESIGNATED ACCOUNTS-BUDGET ONLY									
			06	292072	385,000.00	06	292072	06	292129	N	
			06	292072	198,000.00	06	292072	06	292132	N	
			06	292072	53,000.00	06	292072	06	292102	N	
			06	292072	148,350.00	06	292072	06	292100	N	
			06	292072	63,000.00	06	292072	06	292101	N	
			06	292100	148,350.00-	06	292072	06	292100	N	
			06	292101	63,000.00-	06	292072	06	292101	N	
			06	292102	53,000.00-	06	292072	06	292102	N	
			06	292103	121,000.00-	06	292072	06	292103	N	
			06	292104	750,000.00-	06	292072	06	292104	N	
			06	292105	175,000.00-	06	292072	06	292105	N	
			06	292107	42,000.00-	06	292072	06	292107	N	
			06	292108	27,000.00-	06	292072	06	292108	N	
			06	292109	142,000.00-	06	292072	06	292109	N	
			06	292110	75,000.00-	06	292072	06	292110	N	
			06	292113	245,000.00-	06	292072	06	292113	N	
			06	292115	240,000.00-	06	292072	06	292115	N	
			06	292116	95,000.00-	06	292072	06	292116	N	
			06	292118	77,000.00-	06	292072	06	292118	N	
			06	292120	22,000.00-	06	292072	06	292120	N	
			06	292121	140,000.00-	06	292072	06	292121	N	
			06	292122	70,000.00-	06	292072	06	292122	N	
			06	292124	1,000.00-	06	292072	06	292124	N	
			06	292126	20,000.00-	06	292072	06	292126	N	
			06	292127	90,000.00-	06	292072	06	292127	N	
			06	292128	17,000.00-	06	292072	06	292128	N	
			06	292129	385,000.00-	06	292072	06	292129	N	
			06	292130	3,500.00-	06	292072	06	292130	N	
			06	292132	198,000.00-	06	292072	06	292132	N	
			06	292133	100,000.00-	06	292072	06	292133	N	
			06	292134	142,000.00-	06	292072	06	292134	N	
			06	292135	70,000.00-	06	292072	06	292135	N	
			06	292136	47,000.00-	06	292072	06	292136	N	
			06	292137	147,000.00-	06	292072	06	292137	N	
			06	292139	300,000.00-	06	292072	06	292139	N	
			06	292140	193,000.00-	06	292072	06	292140	N	
			06	292141	487,000.00-	06	292072	06	292141	N	
			06	292142	23,000.00-	06	292072	06	292142	N	
			06	292143	25,000.00-	06	292072	06	292143	N	
			06	292145	18,000.00-	06	292072	06	292145	N	
			06	292147	10,000.00-	06	292072	06	292147	N	
			06	292148	85,000.00-	06	292072	06	292148	N	
			06	292149	91,000.00-	06	292072	06	292149	N	
			06	292150	7,800.00-	06	292072	06	292150	N	
		** Potential Decrease in Fund Balan			0.00						

Printed on a Xerox 9700 Laser Printing System at the Computing Services Center / Texas A&M University

Form: URGB01 (02/05/85)

CC	Account	Transaction Description	Offset CC	Offset Account	Amount	Actual Entry From CC	Actual Entry From Account	Actual Entry To CC	Actual Entry To Account	Feed	Mand
06	080500	PUF EQUIPMENT ACCOUNTS									
			06	805000	4,300,000.00-	06	020300	06	805000	N	
		** Potential Decrease in Fund Balan			4,300,000.00-						
06	100001	FY17 REV S/L- RECORD ADMIN GEN R									
			06	011000	11,843,937.00-	06	100001	06	011000	Y	
		** Decrease in SL Allocation **			11,843,937.00-						
06	100002	FY17 REV S/L- RECORD RESEARCH GR									
			06	011100	42,935,864.00-	06	100002	06	011100	Y	
		** Decrease in SL Allocation **			42,935,864.00-						
06	100004	FY17 REV S/L GR DEDICATED-AIR QU									
			06	011100	455,712.00-	06	100004	06	011100	Y	
		** Decrease in SL Allocation **			455,712.00-						
06	100007	FY17 REV S/L-STATE INSURANCE APP									
			06	011100	9,258,499.00-	06	100007	06	011100	Y	
		** Decrease in SL Allocation **			9,258,499.00-						
06	100010	FY17 REVENUE SL-FOULBROOD REG G									
			06	011960	265,707.00-	06	100010	06	011960	Y	
		** Decrease in SL Allocation **			265,707.00-						
06	100200	FY17 REV S/L HATCH, CURR FED YR									
			06	011100	7,041,173.00-	06	100200	06	011100	Y	
		** Decrease in SL Allocation **			7,041,173.00-						
06	100201	FY17 REV S/L MRF FUNDS CURR FED									
			06	011100	1,630,699.00-	06	100201	06	011100	Y	
		** Decrease in SL Allocation **			1,630,699.00-						
06	100202	FY17 REV S/L MC.STENNIS-CURR FED									
			06	011100	484,648.00-	06	100202	06	011100	Y	
		** Decrease in SL Allocation **			484,648.00-						
06	100300	FY17 REV S/L REGULATORY-FEED									
			06	011900	4,510,000.00-	06	100300	06	011900	Y	
		** Decrease in SL Allocation **			4,510,000.00-						
06	100305	FY17 REV S/L REG. FERTILIZER									
			06	011950	1,225,000.00-	06	100305	06	011950	Y	
		** Decrease in SL Allocation **			1,225,000.00-						
06	100450	REVENUE S/L, INDIRECT COST, FEDE									
			06	014000	288,750.00-	06	100450	06	014000	Y	
		** Decrease in SL Allocation **			288,750.00-						

Printed on a Xerox 9700 Laser Printing System at the Computing Services Center / Texas A&M University

Form: URGB01 (02/05/85)

CC	Account	Transaction Description	--- Offset --- CC	Account	Amount	-------- Actual Entry --------- ---- From ----- CC	Account	----- To ------ CC	Account	Feed	Mand
06	110000-00000	FY19 VICE CHANCELLOR OF AG-STATE									
			06	011000	1,362,268.00	06	011000	06	110000-00000	Y	
		** Increase in SL Allocation **			1,362,268.00						
06	110001-00000	FY19 DIRECTORS OFFICE-STATE									
			06	011000	1,099,470.00	06	011000	06	110001-00000	Y	
		** Increase in SL Allocation **			1,099,470.00						
06	110002-00000	FY19 ADMINSTRATIVE SERVICES-STAT									
			06	011000	3,101,054.00	06	011000	06	110002-00000	Y	
		** Increase in SL Allocation **			3,101,054.00						
06	110006-00000	FY19 INFRASTRUCTURE SUPPORT-STAT									
			06	011000	6,281,145.00	06	011000	06	110006-00000	Y	
		** Increase in SL Allocation **			6,281,145.00						
06	111002	FY19 LONGEVITY-STATE									
			06	011100	1,095,700.00	06	011100	06	111002	Y	
		** Increase in SL Allocation **			1,095,700.00						
06	111003	FY19 STAFF BENEFITS									
			06	011100	9,258,499.00	06	011100	06	111003	Y	
		** Increase in SL Allocation **			9,258,499.00						
06	111004	FY19 UNEMPLOYMENT COMP INS-STATE									
			06	011100	22,000.00	06	011100	06	111004	Y	
		** Increase in SL Allocation **			22,000.00						
06	111005	FY19 FICA CONTRIBUTION-STATE									
			06	011100	485,000.00	06	011100	06	111005	Y	
		** Increase in SL Allocation **			485,000.00						
06	111007	FY19 WORKMENS COMP INS-STATE									
			06	011100	150,000.00	06	011100	06	111007	Y	
		** Increase in SL Allocation **			150,000.00						
06	111008	FY19 TEACHER RETIREMENT-STATE									
			06	011100	350,000.00	06	011100	06	111008	Y	
		** Increase in SL Allocation **			350,000.00						
06	111009	FY19 PROGRAM DEVELOPMENT-STATE									
			06	011100	204,143.00	06	011100	06	111009	Y	
		** Increase in SL Allocation **			204,143.00						
06	111011-00000	FY19 SAFETY & HEALTH R&G-STATE									
			06	011100	66,578.00	06	011100	06	111011-00000	Y	
		** Increase in SL Allocation **			66,578.00						

Printed on a Xerox 9700 Laser Printing System at the Computing Services Center / Texas A&M University

Form: URGB01 (02/05/85)

CC	Account	Transaction Description	--- Offset --- CC	Account	Amount	-------- Actual Entry --------- ---- From ----- CC	Account	----- To ------ CC	Account	Feed	Mand
06	111012	FY19 ORP DIFF 1.19% RESERV-STATE									
			06	011100	120,000.00	06	011100	06	111012	Y	
		** Increase in SL Allocation **			120,000.00						
06	111016	FY19 GIP/FEDERAL									
			06	011100	632,000.00	06	011100	06	111016	Y	
		** Increase in SL Allocation **			632,000.00						
06	111017	FY19 REP/NEW INITIATIVES-STATE									
			06	011100	2,080,897.00	06	011100	06	111017	Y	
		** Increase in SL Allocation **			2,080,897.00						
06	111019	FY19 UNALLOCATED FACULTY SAL-STA									
			06	011100	2,191,488.00	06	011100	06	111019	Y	
		** Increase in SL Allocation **			2,191,488.00						
06	111020	FY19 ORP DIFF-SYS SUPPL.1.31%_ST									
			06	011100	75,000.00	06	011100	06	111020	Y	
		** Increase in SL Allocation **			75,000.00						
06	111028	FY19 UNEMPLOYMENT COMP INS-ST									
			06	011100	15,000.00	06	011100	06	111028	Y	
		** Increase in SL Allocation **			15,000.00						
06	111046-00000	FY19 ACCRUED COMPENSIBLE LEAVE-									
			06	011100	400,000.00	06	011100	06	111046-00000	Y	
		** Increase in SL Allocation **			400,000.00						
06	111200-00000	FY19 AG ECONOMICS R&G BASE									
			06	011100	1,382,861.00	06	011100	06	111200-00000	Y	
		** Increase in SL Allocation **			1,382,861.00						
06	111202-00000	FY19 AG ENGINEERING R&G-STATE									
			06	011100	439,846.00	06	011100	06	111202-00000	Y	
		** Increase in SL Allocation **			439,846.00						
06	111204-00000	FY19 ANIMAL SCIENCE R&G-STATE									
			06	011100	1,323,426.00	06	011100	06	111204-00000	Y	
		** Increase in SL Allocation **			1,323,426.00						
06	111206-00000	FY19 BIOCHEMISTRY-BIOPHYSICS STA									
			06	011100	1,140,190.00	06	011100	06	111206-00000	Y	
		** Increase in SL Allocation **			1,140,190.00						
06	111208-00000	FY19 ENTOMOLOGY R&G STATE									
			06	011100	1,221,058.00	06	011100	06	111208-00000	Y	
		** Increase in SL Allocation **			1,221,058.00						

Printed on a Xerox 9700 Laser Printing System at the Computing Services Center / Texas A&M University

Form: URGB01 (02/05/85)

CC	Account	Transaction Description	Offset CC	Offset Account	Amount	Actual Entry From CC	Actual Entry From Account	Actual Entry To CC	Actual Entry To Account	Feed	Mand
06	111209-00000	FY19 ECOSYSTEM SCIENCE & MGMT_ST									
			06	011100	801,740.00	06	011100	06	111209-00000	Y	
		** Increase in SL Allocation **			801,740.00						
06	111212-00000	FY19 HORTICULTURE R&G STATE									
			06	011100	854,957.00	06	011100	06	111212-00000	Y	
		** Increase in SL Allocation **			854,957.00						
06	111213-00000	FY19 NUTRITION & FOOD SCI R&G ST									
			06	011100	246,132.00	06	011100	06	111213-00000	Y	
		** Increase in SL Allocation **			246,132.00						
06	111214-00000	FY19 PLANT PATHOLOGY R&G STATE									
			06	011100	655,708.00	06	011100	06	111214-00000	Y	
		** Increase in SL Allocation **			655,708.00						
06	111216-00000	FY19 POULTRY SCIENCE R&G STATE									
			06	011100	612,537.00	06	011100	06	111216-00000	Y	
		** Increase in SL Allocation **			612,537.00						
06	111220-00000	FY19 RECREATION PARKS & TOUR STA									
			06	011100	317,797.00	06	011100	06	111220-00000	Y	
		** Increase in SL Allocation **			317,797.00						
06	111222-00000	FY19 SOIL & CROP SCIENCES STATE									
			06	011100	1,737,521.00	06	011100	06	111222-00000	Y	
		** Increase in SL Allocation **			1,737,521.00						
06	111224-00000	FY19 WILDLIFE & FISHERIES STATE									
			06	011100	499,712.00	06	011100	06	111224-00000	Y	
		** Increase in SL Allocation **			499,712.00						
06	111259-00000	FY19 IPGB R & G STATE									
			06	011100	453,069.00	06	011100	06	111259-00000	Y	
		** Increase in SL Allocation **			453,069.00						
06	111262-00000	FY19 INST-INFECTIOUS AN DIS-STAT									
			06	011100	156,254.00	06	011100	06	111262-00000	Y	
		** Increase in SL Allocation **			156,254.00						
06	111264-00000	FY19 INFORMATION TECH R&G STATE									
			06	011100	170,630.00	06	011100	06	111264-00000	Y	
		** Increase in SL Allocation **			170,630.00						
06	111265-00000	FY19 INST OF RENEW NAT RESOUR ST									
			06	011100	220,359.00	06	011100	06	111265-00000	Y	
		** Increase in SL Allocation **			220,359.00						

Printed on a Xerox 9700 Laser Printing System at the Computing Services Center / Texas A&M University

Form: URGB01 (02/05/85)

CC	Account	Transaction Description	Offset CC	Offset Account	Amount	Actual Entry From CC	Actual Entry From Account	Actual Entry To CC	Actual Entry To Account	Feed	Mand
06	111275-00000	FY19 TIGM R&G STATE									
			06	011100	533,978.00	06	011100	06	111275-00000	Y	
		** Increase in SL Allocation **			533,978.00						
06	111276-00000	FY19 GENOMICS CORE R&G_STATE									
			06	011100	588,600.00	06	011100	06	111276-00000	Y	
		** Increase in SL Allocation **			588,600.00						
06	111277-00000	FY19 VEGETABLE & FRUIT IMPV STAT									
			06	011100	171,855.00	06	011100	06	111277-00000	Y	
		** Increase in SL Allocation **			171,855.00						
06	111281-00000	FY19 QUANTUM BIOPHOTONICS STATE									
			06	011100	130,600.00	06	011100	06	111281-00000	Y	
		** Increase in SL Allocation **			130,600.00						
06	111282-00000	FY19 IP ADMINISTRATION STATE									
			06	011100	400,000.00	06	011100	06	111282-00000	Y	
		** Increase in SL Allocation **			400,000.00						
06	112000-00000	FY19 VET RESEARCH-GENERAL R&G_ST									
			06	011100	75,118.00	06	011100	06	112000-00000	Y	
		** Increase in SL Allocation **			75,118.00						
06	112002-00000	FY19 VET INTEGRATIVE BIOSCIENCE									
			06	011100	272,502.00	06	011100	06	112002-00000	Y	
		** Increase in SL Allocation **			272,502.00						
06	112006-00000	FY19 VET PATHOBIOLOGY R&G STATE									
			06	011100	1,259,315.00	06	011100	06	112006-00000	Y	
		** Increase in SL Allocation **			1,259,315.00						
06	112008-00000	FY19 VET PHYS & PHARM R&G STATE									
			06	011100	436,840.00	06	011100	06	112008-00000	Y	
		** Increase in SL Allocation **			436,840.00						
06	112500-00000	FY19 WATER RESOURCES INST R&G ST									
			06	011100	202,023.00	06	011100	06	112500-00000	Y	
		** Increase in SL Allocation **			202,023.00						
06	112501-00000	FY19 AG COMMUNICATION R&G_STATE									
			06	011100	691,265.00	06	011100	06	112501-00000	Y	
		** Increase in SL Allocation **			691,265.00						
06	112502-00000	FY19 FARM SERVICES R&G STATE									
			06	011100	165,202.00	06	011100	06	112502-00000	Y	
		** Increase in SL Allocation **			165,202.00						

Printed on a Xerox 9700 Laser Printing System at the Computing Services Center / Texas A&M University

Form: URGB01 (02/05/85)

CC	Account	Transaction Description	--- Offset --- CC	Account	Amount	-------- Actual Entry --------- ---- From ----- CC	Account	----- To ------ CC	Account	Feed	Mand
06	112508-00000	FY19 AG COMM-PUBLICATIONS_STATE									
			06	011100	23,231.00	06	011100	06	112508-00000	Y	
		** Increase in SL Allocation **			23,231.00						
06	112510-00000	FY19 INTERNATIONAL AG PROGRAM-R&									
			06	011100	578,117.00	06	011100	06	112510-00000	Y	
		** Increase in SL Allocation **			578,117.00						
06	113000-00000	FY19 AMARILLO R&G BASE STATE									
			06	011100	1,600,163.00	06	011100	06	113000-00000	Y	
		** Increase in SL Allocation **			1,600,163.00						
06	113002-00000	FY19 BEAUMONT R&G BASE STATE									
			06	011100	1,546,062.00	06	011100	06	113002-00000	Y	
		** Increase in SL Allocation **			1,546,062.00						
06	113004-00000	FY19 VERNON R&G BASE_STATE									
			06	011100	1,487,523.00	06	011100	06	113004-00000	Y	
		** Increase in SL Allocation **			1,487,523.00						
06	113006-00000	FY19 CORPUS CHRISTI R&G STATE									
			06	011100	974,663.00	06	011100	06	113006-00000	Y	
		** Increase in SL Allocation **			974,663.00						
06	113007-00000	FY19 BEEVILLE R&G STATE									
			06	011100	492,875.00	06	011100	06	113007-00000	Y	
		** Increase in SL Allocation **			492,875.00						
06	113008-00000	FY19 DALLAS R&G STATE									
			06	011100	1,005,352.00	06	011100	06	113008-00000	Y	
		** Increase in SL Allocation **			1,005,352.00						
06	113010-00000	FY19 EL PASO R&G STATE									
			06	011100	962,504.00	06	011100	06	113010-00000	Y	
		** Increase in SL Allocation **			962,504.00						
06	113012-00000	FY19 LUBBOCK R&G STATE									
			06	011100	2,188,012.00	06	011100	06	113012-00000	Y	
		** Increase in SL Allocation **			2,188,012.00						
06	113014-00000	FY19 MCGREGOR R&G STATE									
			06	011100	301,843.00	06	011100	06	113014-00000	Y	
		** Increase in SL Allocation **			301,843.00						
06	113015-00000	FY19 OVERTON R&G STATE									
			06	011100	1,443,857.00	06	011100	06	113015-00000	Y	
		** Increase in SL Allocation **			1,443,857.00						

Printed on a Xerox 9700 Laser Printing System at the Computing Services Center / Texas A&M University

Form: URGB01 (02/05/85)

CC	Account	Transaction Description	--- Offset --- CC	Account	Amount	-------- Actual Entry --------- ---- From ----- CC	Account	----- To ------ CC	Account	Feed	Mand
06	113017-00000	FY19 PRAIRIE VIEW R&G STATE									
			06	011100	57,190.00	06	011100	06	113017-00000	Y	
		** Increase in SL Allocation **			57,190.00						
06	113018-00000	FY19 STEPHENVILLE R&G STATE									
			06	011100	766,994.00	06	011100	06	113018-00000	Y	
		** Increase in SL Allocation **			766,994.00						
06	113020-00000	FY19 SAN ANGELO R&G STATE									
			06	011100	723,526.00	06	011100	06	113020-00000	Y	
		** Increase in SL Allocation **			723,526.00						
06	113022-00000	FY19 TEMPLE R&G STATE									
			06	011100	1,040,639.00	06	011100	06	113022-00000	Y	
		** Increase in SL Allocation **			1,040,639.00						
06	113024-00000	FY19 UVALDE R&G STATE									
			06	011100	882,055.00	06	011100	06	113024-00000	Y	
		** Increase in SL Allocation **			882,055.00						
06	113026-00000	FY19 WESLACO R&G STATE									
			06	011100	1,772,121.00	06	011100	06	113026-00000	Y	
		** Increase in SL Allocation **			1,772,121.00						
06	113801-00000	FY19 PECOS R&G STATE									
			06	011100	175,186.00	06	011100	06	113801-00000	Y	
		** Increase in SL Allocation **			175,186.00						
06	113803-00000	FY19 SONORA R&G STATE									
			06	011100	248,984.00	06	011100	06	113803-00000	Y	
		** Increase in SL Allocation **			248,984.00						
06	114050-00000	FY19 LUBBOCK COTTON FIBERS									
			06	011100	364,800.00	06	011100	06	114050-00000	Y	
		** Increase in SL Allocation **			364,800.00						
06	114055-00000	FY19 SAN ANGELO COTTON FIBERS									
			06	011100	115,200.00	06	011100	06	114055-00000	Y	
		** Increase in SL Allocation **			115,200.00						
06	114100-00000	FY19 LUBBOCK VITICULTURE RESEARC									
			06	011100	36,338.00	06	011100	06	114100-00000	Y	
		** Increase in SL Allocation **			36,338.00						
06	114182-00000	FY19 INVASIVE INSECT HOLDING									
			06	011100	2,400,000.00	06	011100	06	114182-00000	Y	
		** Increase in SL Allocation **			2,400,000.00						

Printed on a Xerox 9700 Laser Printing System at the Computing Services Center / Texas A&M University

Form: URGB01 (02/05/85)

CC	Account	Transaction Description	Offset CC	Offset Account	Amount	Actual Entry From CC	Actual Entry From Account	Actual Entry To CC	Actual Entry To Account	Feed	Mand
06	114252-00000	FY19 SOIL & CROPS-WATER INITIATI									
			06	011100	88,586.00	06	011100	06	114252-00000	Y	
		** Increase in SL Allocation **			88,586.00						
06	114257-00000	FY19 EL PASO WATER INITIATIVE									
			06	011100	10,000.00	06	011100	06	114257-00000	Y	
		** Increase in SL Allocation **			10,000.00						
06	114258-00000	FY19 AG ECON WATER INITIATIVE									
			06	011100	25,000.00	06	011100	06	114258-00000	Y	
		** Increase in SL Allocation **			25,000.00						
06	114259-00000	FY19 TEMP- WATER INITIATIVE									
			06	011100	9,000.00	06	011100	06	114259-00000	Y	
		** Increase in SL Allocation **			9,000.00						
06	114260-00000	FY19 BAEN- WATER INITIATIVE									
			06	011100	46,300.00	06	011100	06	114260-00000	Y	
		** Increase in SL Allocation **			46,300.00						
06	114401-00000	FY19 ENTOMOLOGY-HONEY BEE									
			06	011100	45,329.00	06	011100	06	114401-00000	Y	
		** Increase in SL Allocation **			45,329.00						
06	114410-00000	FY19 AIR QUALITY-DIRECTOR REV.S/									
			06	011100	39,353.00	06	011100	06	114410-00000	Y	
		** Increase in SL Allocation **			39,353.00						
06	114413-00000	FY19 AMARILLO AIR QUALITY									
			06	011100	309,671.00	06	011100	06	114413-00000	Y	
		** Increase in SL Allocation **			309,671.00						
06	114416-00000	FY19 LUBBOCK AIR QUALITY									
			06	011100	106,688.00	06	011100	06	114416-00000	Y	
		** Increase in SL Allocation **			106,688.00						
06	114427-00000	FY19 LUBB-PLANT/CROP-HELMS									
			06	011100	185,321.00	06	011100	06	114427-00000	Y	
		** Increase in SL Allocation **			185,321.00						
06	114428-00000	FY19 LUBBOCK-COTTON GERMPLASM									
			06	011100	190,772.00	06	011100	06	114428-00000	Y	
		** Increase in SL Allocation **			190,772.00						
06	114500-00000	FY19 OFF CAMPUS INFRASTRUCTURE									
			06	011100	364,869.00	06	011100	06	114500-00000	Y	
		** Increase in SL Allocation **			364,869.00						

Printed on a Xerox 9700 Laser Printing System at the Computing Services Center / Texas A&M University

Form: URGB01 (02/05/85)

CC	Account	Transaction Description	--- Offset --- CC	Account	Amount	-------- Actual Entry --------- ---- From ----- CC	Account	----- To ------ CC	Account	Feed	Mand
06	114501-00000	FY19 AMARILLO INFRASTRUCTURE-STA									
			06	011100	285,076.00	06	011100	06	114501-00000	Y	
		** Increase in SL Allocation **			285,076.00						
06	114502-00000	FY19 BEAUMONT INFRASTRUCTURE-STA									
			06	011100	194,334.00	06	011100	06	114502-00000	Y	
		** Increase in SL Allocation **			194,334.00						
06	114503-00000	FY19 VERNON INFRASTRUCTURE-STATE									
			06	011100	205,794.00	06	011100	06	114503-00000	Y	
		** Increase in SL Allocation **			205,794.00						
06	114504-00000	FY19 CORPUS INFRASTRUCTURE-STATE									
			06	011100	268,195.00	06	011100	06	114504-00000	Y	
		** Increase in SL Allocation **			268,195.00						
06	114505-00000	FY19 DALLAS INFRASTRUCTURE-STATE									
			06	011100	200,762.00	06	011100	06	114505-00000	Y	
		** Increase in SL Allocation **			200,762.00						
06	114506-00000	FY19 EL PASO INFRASTRUCTURE-STAT									
			06	011100	118,023.00	06	011100	06	114506-00000	Y	
		** Increase in SL Allocation **			118,023.00						
06	114507-00000	FY19 LUBBOCK INFRASTRUCTURE-STAT									
			06	011100	337,136.00	06	011100	06	114507-00000	Y	
		** Increase in SL Allocation **			337,136.00						
06	114508-00000	FY19 MCGREGOR INFRASTRUCTURE-STA									
			06	011100	69,604.00	06	011100	06	114508-00000	Y	
		** Increase in SL Allocation **			69,604.00						
06	114509-00000	FY19 OVERTON INFRASTRUCTURE-STAT									
			06	011100	144,644.00	06	011100	06	114509-00000	Y	
		** Increase in SL Allocation **			144,644.00						
06	114510-00000	FY19 STEPHENVILLE INFRASTRUCTURE									
			06	011100	101,453.00	06	011100	06	114510-00000	Y	
		** Increase in SL Allocation **			101,453.00						
06	114511-00000	FY19 SAN ANGELO INFRASTRUCTURE-S									
			06	011100	109,754.00	06	011100	06	114511-00000	Y	
		** Increase in SL Allocation **			109,754.00						
06	114512-00000	FY19 TEMPLE INFRASTRUCTURE-STATE									
			06	011100	97,915.00	06	011100	06	114512-00000	Y	
		** Increase in SL Allocation **			97,915.00						

Printed on a Xerox 9700 Laser Printing System at the Computing Services Center / Texas A&M University

Form: URGB01 (02/05/85)

CC	Account	Transaction Description	Offset CC	Offset Account	Amount	Actual Entry From CC	Actual Entry From Account	Actual Entry To CC	Actual Entry To Account	Feed	Mand
06	114513-00000	FY19 UVALDE INFRASTRUCTURE - STA									
			06	011100	157,429.00	06	011100	06	114513-00000	Y	
		** Increase in SL Allocation **			157,429.00						
06	114514-00000	FY19 WESLACO INFRASTRUCTURE-STAT									
			06	011100	437,159.00	06	011100	06	114514-00000	Y	
		** Increase in SL Allocation **			437,159.00						
06	114515-00000	FY19 PECOS INFRASTRUCTURE - STAT									
			06	011100	29,296.00	06	011100	06	114515-00000	Y	
		** Increase in SL Allocation **			29,296.00						
06	114516-00000	FY19 SONORA INFRASTRUCTURE - STA									
			06	011100	45,411.00	06	011100	06	114516-00000	Y	
		** Increase in SL Allocation **			45,411.00						
06	114517-00000	FY19 LA COPITA INFRASTRUCTURE-ST									
			06	011100	10,000.00	06	011100	06	114517-00000	Y	
		** Increase in SL Allocation **			10,000.00						
06	114730-00000	FY19 DIRECTOR'S OFFICE - CORP RE									
			06	011100	1,093,093.00	06	011100	06	114730-00000	Y	
		** Increase in SL Allocation **			1,093,093.00						
06	119000-00000	FY17 DIRECTOR'S REG. FEED									
			06	011900	137,030.00	06	011900	06	119000-00000	Y	
		** Increase in SL Allocation **			137,030.00						
06	119001-00000	FY17 TAES PAYROLL -REGULATORY FE									
			06	011900	36,587.00	06	011900	06	119001-00000	Y	
		** Increase in SL Allocation **			36,587.00						
06	119003-00000	FY17 FICA CONTRIBUTION REGUL-FEE									
			06	011900	170,000.00	06	011900	06	119003-00000	Y	
		** Increase in SL Allocation **			170,000.00						
06	119005-00000	FY17 UNEMP WORK COMP INSURANC-FE									
			06	011900	7,000.00	06	011900	06	119005-00000	Y	
		** Increase in SL Allocation **			7,000.00						
06	119006-00000	FY17 WORKMENS COMP INS-REG FEED									
			06	011900	9,000.00	06	011900	06	119006-00000	Y	
		** Increase in SL Allocation **			9,000.00						
06	119007-00000	FY17 LONGEVITY REGULATORY FEED									
			06	011900	96,640.00	06	011900	06	119007-00000	Y	
		** Increase in SL Allocation **			96,640.00						

Printed on a Xerox 9700 Laser Printing System at the Computing Services Center / Texas A&M University

Form: URGB01 (02/05/85)

CC	Account	Transaction Description	--- Offset --- CC	Account	Amount	-------- Actual Entry --------- ---- From ----- CC	Account	----- To ------ CC	Account	Feed	Mand
06	119009-00000	FY17 TRS/ORP FEED									
			06	011900	163,000.00	06	011900	06	119009-00000	Y	
		** Increase in SL Allocation **			163,000.00						
06	119010-00000	FY17 GIP FEED									
			06	011900	375,000.00	06	011900	06	119010-00000	Y	
		** Increase in SL Allocation **			375,000.00						
06	119011-00000	FY17 OTSC FEED OPERATING ACCOUNT									
			06	011900	3,306,993.00	06	011900	06	119011-00000	Y	
		** Increase in SL Allocation **			3,306,993.00						
06	119012-00000	FY17 FOULBROOD INSPECTION									
			06	011960	265,707.00	06	011960	06	119012-00000	Y	
		** Increase in SL Allocation **			265,707.00						
06	119015-00000	FY17 OTSC FERTILIZER OPERATING									
			06	011950	1,171,577.00	06	011950	06	119015-00000	Y	
		** Increase in SL Allocation **			1,171,577.00						
06	119016-00000	FY17 FICA REG FERTILIZER									
			06	011950	42,000.00	06	011950	06	119016-00000	Y	
		** Increase in SL Allocation **			42,000.00						
06	119018-00000	FY17 UCI REG FERTILIZER									
			06	011950	2,000.00	06	011950	06	119018-00000	Y	
		** Increase in SL Allocation **			2,000.00						
06	119019-00000	FY17 WCI REG FERTILIZER									
			06	011950	2,000.00	06	011950	06	119019-00000	Y	
		** Increase in SL Allocation **			2,000.00						
06	119020-00000	FY17 LONGEVITY FERTILIZER									
			06	011950	23,440.00	06	011950	06	119020-00000	Y	
		** Increase in SL Allocation **			23,440.00						
06	119022-00000	FY17 DIRECTOR'S REG FERTILIZER									
			06	011950	63,337.00	06	011950	06	119022-00000	Y	
		** Increase in SL Allocation **			63,337.00						
06	119023-00000	FY17 PAYROLL SERVICE-FERTILIZER									
			06	011950	18,396.00	06	011950	06	119023-00000	Y	
		** Increase in SL Allocation **			18,396.00						
06	119024-00000	FY17 GIP FERTILIZER									
			06	011950	70,000.00	06	011950	06	119024-00000	Y	
		** Increase in SL Allocation **			70,000.00						

Printed on a Xerox 9700 Laser Printing System at the Computing Services Center / Texas A&M University

Form: URGB01 (02/05/85)

CC	Account	Transaction Description	Offset CC	Offset Account	Amount	Actual Entry From CC	Actual Entry From Account	Actual Entry To CC	Actual Entry To Account	Feed	Mand
06	119025-00000	FY17 TRS/ORP FERTILIZER									
			06	011950	41,000.00	06	011950	06	119025-00000	Y	
		** Increase in SL Allocation **			41,000.00						
06	140001-00000	INDIRECT COST									
			06	014000	288,750.00	06	014000	06	140001-00000	Y	
		** Increase in SL Allocation **			288,750.00						
06	291052	RESEARCH SUPPORT - BUDGET ONLY									
			06	029000	10,554,350.00	06	292072	06	291052	N	
		** Increase in SL Allocation **			10,554,350.00						
06	292072	INDIRECT COST - BUDGET ONLY									
			06	029000	148,350.00-	06	292072	06	292100	N	
			06	029000	147,000.00-	06	292072	06	292137	N	
			06	029000	91,000.00-	06	292072	06	292149	N	
			06	029000	23,000.00-	06	292072	06	292142	N	
			06	029000	25,000.00-	06	292072	06	292143	N	
			06	029000	300,000.00-	06	292072	06	292139	N	
			06	029000	85,000.00-	06	292072	06	292148	N	
			06	029000	487,000.00-	06	292072	06	292141	N	
			06	029000	18,000.00-	06	292072	06	292145	N	
			06	029000	193,000.00-	06	292072	06	292140	N	
			06	029000	10,000.00-	06	292072	06	292147	N	
			06	029000	42,000.00-	06	292072	06	292107	N	
			06	029000	7,800.00-	06	292072	06	292150	N	
			06	029000	175,000.00-	06	292072	06	292105	N	
			06	029000	90,000.00-	06	292072	06	292127	N	
			06	029000	142,000.00-	06	292072	06	292134	N	
			06	029000	17,000.00-	06	292072	06	292128	N	
			06	029000	100,000.00-	06	292072	06	292133	N	
			06	029000	20,000.00-	06	292072	06	292126	N	
			06	029000	70,000.00-	06	292072	06	292135	N	
			06	029000	385,000.00-	06	292072	06	292129	N	
			06	029000	198,000.00-	06	292072	06	292132	N	
			06	029000	1,000.00-	06	292072	06	292124	N	
			06	029000	47,000.00-	06	292072	06	292136	N	
			06	029000	3,500.00-	06	292072	06	292130	N	
			06	029000	750,000.00-	06	292072	06	292104	N	
			06	029000	27,000.00-	06	292072	06	292108	N	
			06	029000	70,000.00-	06	292072	06	292122	N	
			06	029000	240,000.00-	06	292072	06	292115	N	
			06	029000	95,000.00-	06	292072	06	292116	N	
			06	029000	142,000.00-	06	292072	06	292109	N	
			06	029000	140,000.00-	06	292072	06	292121	N	
			06	029000	245,000.00-	06	292072	06	292113	N	
			06	029000	77,000.00-	06	292072	06	292118	N	

Printed on a Xerox 9700 Laser Printing System at the Computing Services Center / Texas A&M University

Form: URGB01 (02/05/85)

CC	Account	Transaction Description	--- Offset --- CC	Account	Amount	-------- Actual Entry --------- ---- From ----- CC	Account	----- To ------ CC	Account	Feed	Mand
06	292072	INDIRECT COST - BUDGET ONLY									
			06	029000	75,000.00-	06	292072	06	292110	N	
			06	029000	22,000.00-	06	292072	06	292120	N	
			06	029000	53,000.00-	06	292072	06	292102	N	
			06	029000	63,000.00-	06	292072	06	292101	N	
			06	029000	10,554,350.00-	06	292072	06	291052	N	
			06	029000	121,000.00-	06	292072	06	292103	N	
		** Decrease in SL Allocation **			15,500,000.00-						
06	292100	AG ECONOMICS IDC - BUDGET ONLY									
			06	029000	148,350.00	06	292072	06	292100	N	
		** Increase in SL Allocation **			148,350.00						
06	292101	AG ENGR IDC - BUDGET ONLY									
			06	029000	63,000.00	06	292072	06	292101	N	
		** Increase in SL Allocation **			63,000.00						
06	292102	AMARILLO IDC - BUDGET ONLY									
			06	029000	53,000.00	06	292072	06	292102	N	
		** Increase in SL Allocation **			53,000.00						
06	292103	ANIMAL SCIENCE IDC - BUDGET ONLY									
			06	029000	121,000.00	06	292072	06	292103	N	
		** Increase in SL Allocation **			121,000.00						
06	292104	B & B IDC - BUDGET ONLY									
			06	029000	750,000.00	06	292072	06	292104	N	
		** Increase in SL Allocation **			750,000.00						
06	292105	B & B SACCHETTINI IDC - BUDGET									
			06	029000	175,000.00	06	292072	06	292105	N	
		** Increase in SL Allocation **			175,000.00						
06	292107	BEAUMONT IDC - BUDGET ONLY									
			06	029000	42,000.00	06	292072	06	292107	N	
		** Increase in SL Allocation **			42,000.00						
06	292108	VERNON IDC - BUDGET									
			06	029000	27,000.00	06	292072	06	292108	N	
		** Increase in SL Allocation **			27,000.00						
06	292109	COORD INTERNA PROG IDC - BUDGET									
			06	029000	142,000.00	06	292072	06	292109	N	
		** Increase in SL Allocation **			142,000.00						
06	292110	CORPUS IDC - BUDGET ONLY									
			06	029000	75,000.00	06	292072	06	292110	N	
		** Increase in SL Allocation **			75,000.00						

Printed on a Xerox 9700 Laser Printing System at the Computing Services Center / Texas A&M University

Form: URGB01 (02/05/85)

CC	Account	Transaction Description	--- Offset --- CC	Account	Amount	-------- Actual Entry --------- ---- From ----- CC	Account	----- To ------ CC	Account	Feed	Mand
06	292113	ENTOMOLOGY IDC - BUDGET ONLY									
			06	029000	245,000.00	06	292072	06	292113	N	
		** Increase in SL Allocation **			245,000.00						
06	292115	SOIL & CROP IDC - BUDGET ONLY									
			06	029000	240,000.00	06	292072	06	292115	N	
		** Increase in SL Allocation **			240,000.00						
06	292116	HORTICULTURE IDC - BUDGET ONLY									
			06	029000	95,000.00	06	292072	06	292116	N	
		** Increase in SL Allocation **			95,000.00						
06	292118	LUBBOCK - IDC BUDGET									
			06	029000	77,000.00	06	292072	06	292118	N	
		** Increase in SL Allocation **			77,000.00						
06	292120	OVERTON IDC BUDGET									
			06	029000	22,000.00	06	292072	06	292120	N	
		** Increase in SL Allocation **			22,000.00						
06	292121	PLANT PATH IDC - BUDGET ONLY									
			06	029000	140,000.00	06	292072	06	292121	N	
		** Increase in SL Allocation **			140,000.00						
06	292122	POULTRY SCIENCE IDC - BUDGET ONL									
			06	029000	70,000.00	06	292072	06	292122	N	
		** Increase in SL Allocation **			70,000.00						
06	292124	SAN ANGELO IDC - BUDGET ONLY									
			06	029000	1,000.00	06	292072	06	292124	N	
		** Increase in SL Allocation **			1,000.00						
06	292126	STEPHENVILLE IDC - BUDGET ONLY									
			06	029000	20,000.00	06	292072	06	292126	N	
		** Increase in SL Allocation **			20,000.00						
06	292127	TEMPLE IDC - BUDGET ONLY									
			06	029000	90,000.00	06	292072	06	292127	N	
		** Increase in SL Allocation **			90,000.00						
06	292128	UVALDE IDC - BUDGET ONLY									
			06	029000	17,000.00	06	292072	06	292128	N	
		** Increase in SL Allocation **			17,000.00						
06	292129	VET INTEGRATIVE BIOSCI IDC-BUDGE									
			06	029000	385,000.00	06	292072	06	292129	N	
		** Increase in SL Allocation **			385,000.00						

Printed on a Xerox 9700 Laser Printing System at the Computing Services Center / Texas A&M University

Form: URGB01 (02/05/85)

CC	Account	Transaction Description	--- Offset --- CC	Account	Amount	-------- Actual Entry --------- ---- From ----- CC	Account	----- To ------ CC	Account	Feed	Mand
06	292130	VET LARGE ANIMAL - DESIGN IDC BU									
			06	029000	3,500.00	06	292072	06	292130	N	
		** Increase in SL Allocation **			3,500.00						
06	292132	VET PATHOBIOLOGY IDC- BUDGET ONL									
			06	029000	198,000.00	06	292072	06	292132	N	
		** Increase in SL Allocation **			198,000.00						
06	292133	VET P & P IDC - BUDGET ONLY									
			06	029000	100,000.00	06	292072	06	292133	N	
		** Increase in SL Allocation **			100,000.00						
06	292134	WESLACO IDC - BUDGET_ONLY									
			06	029000	142,000.00	06	292072	06	292134	N	
		** Increase in SL Allocation **			142,000.00						
06	292135	WILDLIFE FISHERIES IDC - BUDGET									
			06	029000	70,000.00	06	292072	06	292135	N	
		** Increase in SL Allocation **			70,000.00						
06	292136	DALLAS IDC BUDGET									
			06	029000	47,000.00	06	292072	06	292136	N	
		** Increase in SL Allocation **			47,000.00						
06	292137	INST PLANT GEOMICS- IDC BUD ONLY									
			06	029000	147,000.00	06	292072	06	292137	N	
		** Increase in SL Allocation **			147,000.00						
06	292139	NUTRITION & FOOD SCI - IDC BUDGE									
			06	029000	300,000.00	06	292072	06	292139	N	
		** Increase in SL Allocation **			300,000.00						
06	292140	INST. RENEW. NAT. RES.-IDC BUDGE									
			06	029000	193,000.00	06	292072	06	292140	N	
		** Increase in SL Allocation **			193,000.00						
06	292141	IIAD - IDC BUDGET									
			06	029000	487,000.00	06	292072	06	292141	N	
		** Increase in SL Allocation **			487,000.00						
06	292142	AG LEADERSHIP, ED, COMM. IDC BUD									
			06	029000	23,000.00	06	292072	06	292142	N	
		** Increase in SL Allocation **			23,000.00						
06	292143	EL PASO IDC BUDGET									
			06	029000	25,000.00	06	292072	06	292143	N	
		** Increase in SL Allocation **			25,000.00						

Printed on a Xerox 9700 Laser Printing System at the Computing Services Center / Texas A&M University

Form: URGB01 (02/05/85)

CC	Account	Transaction Description	Offset CC	Offset Account	Amount	Actual Entry From CC	Actual Entry From Account	Actual Entry To CC	Actual Entry To Account	Feed	Mand
06	292145	OFFICE OF STATE CHEMIST IDC BUDG									
			06	029000	18,000.00	06	292072	06	292145	N	
		** Increase in SL Allocation **			18,000.00						
06	292147	REC & PARK IDC BUDGET									
			06	029000	10,000.00	06	292072	06	292147	N	
		** Increase in SL Allocation **			10,000.00						
06	292148	TX WATER RESOURCE INST IDC BUDGE									
			06	029000	85,000.00	06	292072	06	292148	N	
		** Increase in SL Allocation **			85,000.00						
06	292149	ECOSYSTEM SCI MGMT IDC BUDGET									
			06	029000	91,000.00	06	292072	06	292149	N	
		** Increase in SL Allocation **			91,000.00						
06	292150	VET SMALL ANIMAL - DESIGN BUDG I									
			06	029000	7,800.00	06	292072	06	292150	N	
		** Increase in SL Allocation **			7,800.00						
06	805000	PUF EQUIPMENT ALLO. BUDGET ONLY									
			06	080500	4,300,000.00	06	020300	06	805000	N	
		** Increase in SL Allocation **			4,300,000.00						

Printed on a Xerox 9700 Laser Printing System at the Computing Services Center / Texas A&M University

Form: URGB01 (02/05/85)

CC	Account	Transaction Description	--- Offset --- CC	Account	Amount	-------- Actual Entry --------- ---- From ----- CC	Account	----- To ------ CC	Account	Feed	Mand

****
* *
* BLANK PAGE *
* *
****

Printed on a Xerox 9700 Laser Printing System at the Computing Services Center / Texas A&M University

Form: URGB01 (02/05/85)

Account	Name	Section	Page
100001-	FY17 REV S/L- RECORD ADMIN GEN REV	2	1
100002-	FY17 REV S/L- RECORD RESEARCH GR	2	1
100004-	FY17 REV S/L GR DEDICATED-AIR QUALI	2	1
100007-	FY17 REV S/L-STATE INSURANCE APPRO	2	1
100010-	FY17 REVENUE SL-FOULBROOD REG G R	2	1
100200-	FY17 REV S/L HATCH, CURR FED YR	2	1
100201-	FY17 REV S/L MRF FUNDS CURR FED YR	2	1
100202-	FY17 REV S/L MC.STENNIS-CURR FED YR	2	1
100300-	FY17 REV S/L REGULATORY-FEED	2	1
100305-	FY17 REV S/L REG. FERTILIZER	2	1
100450-	REVENUE S/L, INDIRECT COST, FEDERAL	2	2
110000-00000	FY19 VICE CHANCELLOR OF AG-STATE	2	2
110001-00000	FY19 DIRECTORS OFFICE-STATE	2	2
110002-00000	FY19 ADMINSTRATIVE SERVICES-STATE	2	2
110006-00000	FY19 INFRASTRUCTURE SUPPORT-STATE	2	2
111002-	FY19 LONGEVITY-STATE	2	2
111003-	FY19 STAFF BENEFITS	2	2
111004-	FY19 UNEMPLOYMENT COMP INS-STATE	2	2
111005-	FY19 FICA CONTRIBUTION-STATE	2	2
111007-	FY19 WORKMENS COMP INS-STATE	2	3
111008-	FY19 TEACHER RETIREMENT-STATE	2	3
111009-	FY19 PROGRAM DEVELOPMENT-STATE	2	3
111011-00000	FY19 SAFETY & HEALTH R&G-STATE	2	3
111012-	FY19 ORP DIFF 1.19% RESERV-STATE	2	3
111016-	FY19 GIP/FEDERAL	2	3
111017-	FY19 REP/NEW INITIATIVES-STATE	2	3
111019-	FY19 UNALLOCATED FACULTY SAL-STATE	2	3
111020-	FY19 ORP DIFF-SYS SUPPL.1.31%_STATE	2	3
111026-	FY19 BENEFITS PD BY ST-RS	2	4
111028-	FY19 UNEMPLOYMENT COMP INS-ST	2	4
111046-00000	FY19 ACCRUED COMPENSIBLE LEAVE-LUM	2	4
111200-00000	FY19 AG ECONOMICS R&G BASE	2	4
111202-00000	FY19 AG ENGINEERING R&G-STATE	2	4
111204-00000	FY19 ANIMAL SCIENCE R&G-STATE	2	4
111206-00000	FY19 BIOCHEMISTRY-BIOPHYSICS STATE	2	4
111208-00000	FY19 ENTOMOLOGY R&G STATE	2	5
111209-00000	FY19 ECOSYSTEM SCIENCE & MGMT_STATE	2	5
111212-00000	FY19 HORTICULTURE R&G STATE	2	5
111213-00000	FY19 NUTRITION & FOOD SCI R&G STATE	2	5
111214-00000	FY19 PLANT PATHOLOGY R&G STATE	2	5
111216-00000	FY19 POULTRY SCIENCE R&G STATE	2	5
111220-00000	FY19 RECREATION PARKS & TOUR STATE	2	5
111222-00000	FY19 SOIL & CROP SCIENCES STATE	2	6
111224-00000	FY19 WILDLIFE & FISHERIES STATE	2	6
111259-00000	FY19 IPGB R & G STATE	2	6
111262-00000	FY19 INST-INFECTIOUS AN DIS-STATE	2	6
111264-00000	FY19 INFORMATION TECH R&G STATE	2	6
111265-00000	FY19 INST OF RENEW NAT RESOUR STATE	2	6
111275-00000	FY19 TIGM R&G STATE	2	6
111276-00000	FY19 GENOMICS CORE R&G_STATE	2	6
111277-00000	FY19 VEGETABLE & FRUIT IMPV STATE	2	7

Printed on a Xerox 9700 Laser Printing System at the Computing Services Center / Texas A&M University

Form: URGB01 (02/05/85)

Account	Name	Section	Page
111281-00000 FY19	QUANTUM BIOPHOTONICS STATE	2	7
111282-00000 FY19	IP ADMINISTRATION STATE	2	7
112000-00000 FY19	VET RESEARCH-GENERAL R&G_STATE	2	7
112002-00000 FY19	VET INTEGRATIVE BIOSCIENCE R&G	2	7
112006-00000 FY19	VET PATHOBIOLOGY R&G STATE	2	7
112008-00000 FY19	VET PHYS & PHARM R&G STATE	2	7
112500-00000 FY19	WATER RESOURCES INST R&G STATE	2	7
112501-00000 FY19	AG COMMUNICATION R&G_STATE	2	8
112502-00000 FY19	FARM SERVICES R&G STATE	2	8
112508-00000 FY19	AG COMM-PUBLICATIONS_STATE	2	8
112510-00000 FY19	INTERNATIONAL AG PROGRAM-R&G	2	8
113000-00000 FY19	AMARILLO R&G BASE STATE	2	8
113002-00000 FY19	BEAUMONT R&G BASE STATE	2	8
113004-00000 FY19	VERNON R&G BASE_STATE	2	8
113006-00000 FY19	CORPUS CHRISTI R&G STATE	2	9
113007-00000 FY19	BEEVILLE R&G STATE	2	9
113008-00000 FY19	DALLAS R&G STATE	2	9
113010-00000 FY19	EL PASO R&G STATE	2	9
113012-00000 FY19	LUBBOCK R&G STATE	2	9
113014-00000 FY19	MCGREGOR R&G STATE	2	9
113015-00000 FY19	OVERTON R&G STATE	2	9
113017-00000 FY19	PRAIRIE VIEW R&G STATE	2	10
113018-00000 FY19	STEPHENVILLE R&G STATE	2	10
113020-00000 FY19	SAN ANGELO R&G STATE	2	10
113022-00000 FY19	TEMPLE R&G STATE	2	10
113024-00000 FY19	UVALDE R&G STATE	2	10
113026-00000 FY19	WESLACO R&G STATE	2	10
113801-00000 FY19	PECOS R&G STATE	2	10
113803-00000 FY19	SONORA R&G STATE	2	11
114050-00000 FY19	LUBBOCK COTTON FIBERS	2	11
114055-00000 FY19	SAN ANGELO COTTON FIBERS	2	11
114100-00000 FY19	LUBBOCK VITICULTURE RESEARCH	2	11
114182-00000 FY19	INVASIVE INSECT HOLDING	2	11
114252-00000 FY19	SOIL & CROPS-WATER INITIATIVE	2	11
114257-00000 FY19	EL PASO WATER INITIATIVE	2	11
114258-00000 FY19	AG ECON WATER INITIATIVE	2	11
114259-00000 FY19	TEMP- WATER INITIATIVE	2	11
114260-00000 FY19	BAEN- WATER INITIATIVE	2	12
114401-00000 FY19	ENTOMOLOGY-HONEY BEE	2	12
114410-00000 FY19	AIR QUALITY-DIRECTOR REV.S/L	2	12
114413-00000 FY19	AMARILLO AIR QUALITY	2	12
114416-00000 FY19	LUBBOCK AIR QUALITY	2	12
114427-00000 FY19	LUBB-PLANT/CROP-HELMS	2	12
114428-00000 FY19	LUBBOCK-COTTON GERMPLASM	2	12
114500-00000 FY19	OFF CAMPUS INFRASTRUCTURE	2	12
114501-00000 FY19	AMARILLO INFRASTRUCTURE-STATE	2	12
114502-00000 FY19	BEAUMONT INFRASTRUCTURE-STATE	2	13
114503-00000 FY19	VERNON INFRASTRUCTURE-STATE	2	13
114504-00000 FY19	CORPUS INFRASTRUCTURE-STATE	2	13
114505-00000 FY19	DALLAS INFRASTRUCTURE-STATE	2	13
114506-00000 FY19	EL PASO INFRASTRUCTURE-STATE	2	13

Printed on a Xerox 9700 Laser Printing System at the Computing Services Center / Texas A&M University

Form: URGB01 (02/05/85)

Account	Name	Section	Page
114507-00000	FY19 LUBBOCK INFRASTRUCTURE-STATE	2	13
114508-00000	FY19 MCGREGOR INFRASTRUCTURE-STATE	2	14
114509-00000	FY19 OVERTON INFRASTRUCTURE-STATE	2	14
114510-00000	FY19 STEPHENVILLE INFRASTRUCTURE	2	14
114511-00000	FY19 SAN ANGELO INFRASTRUCTURE-ST	2	14
114512-00000	FY19 TEMPLE INFRASTRUCTURE-STATE	2	14
114513-00000	FY19 UVALDE INFRASTRUCTURE - STATE	2	14
114514-00000	FY19 WESLACO INFRASTRUCTURE-STATE	2	14
114515-00000	FY19 PECOS INFRASTRUCTURE - STATE	2	15
114516-00000	FY19 SONORA INFRASTRUCTURE - STATE	2	15
114517-00000	FY19 LA COPITA INFRASTRUCTURE-STATE	2	15
114730-00000	FY19 DIRECTOR'S OFFICE - CORP REL	2	15
119000-00000	FY17 DIRECTOR'S REG. FEED	2	15
119001-00000	FY17 TAES PAYROLL -REGULATORY FEED	2	15
119003-00000	FY17 FICA CONTRIBUTION REGUL-FEED	2	15
119005-00000	FY17 UNEMP WORK COMP INSURANC-FEED	2	15
119006-00000	FY17 WORKMENS COMP INS-REG FEED	2	15
119007-00000	FY17 LONGEVITY REGULATORY FEED	2	16
119009-00000	FY17 TRS/ORP FEED	2	16
119010-00000	FY17 GIP FEED	2	16
119011-00000	FY17 OTSC FEED OPERATING ACCOUNT	2	16
119012-00000	FY17 FOULBROOD INSPECTION	2	16
119015-00000	FY17 OTSC FERTILIZER OPERATING	2	16
119016-00000	FY17 FICA REG FERTILIZER	2	16
119018-00000	FY17 UCI REG FERTILIZER	2	16
119019-00000	FY17 WCI REG FERTILIZER	2	16
119020-00000	FY17 LONGEVITY FERTILIZER	2	17
119022-00000	FY17 DIRECTOR'S REG FERTILIZER	2	17
119023-00000	FY17 PAYROLL SERVICE-FERTILIZER	2	17
119024-00000	FY17 GIP FERTILIZER	2	17
119025-00000	FY17 TRS/ORP FERTILIZER	2	17
131012-00000	AG ECONOMICS SALES	2	17
131017-00000	HORTICULTURE SALES	2	17
131022-00000	WILDLIFE & FISHERIES SALES	2	17
132002-00000	BEAUMONT SALES	2	18
132004-00000	VERNON SALES	2	18
132008-00000	CORPUS CHRISTI SALES	2	18
132009-00000	BEEVILLE SALES	2	18
132010-00000	DALLAS SALES	2	18
132011-00000	EL PASO SALES	2	18
132012-00000	LUBBOCK SALES	2	19
132015-00000	OVERTON SALES	2	19
132017-00000	STEPHENVILLE SALES	2	19
132019-00000	SAN ANGELO SALES	2	19
132022-00000	UVALDE SALES	2	19
132024-00000	WESLACO SALES	2	19
133002-00000	TRANS PECOS SALES	2	19
133003-00000	SONORA SALES	2	20
140001-00000	INDIRECT COST	2	20
210000-00000	DESIGNATED - INTEREST	3	1
270030-	UNEMPLOYMENT COMP INS RESERVE-LOCAL	4	1

Printed on a Xerox 9700 Laser Printing System at the Computing Services Center / Texas A&M University

Form: URGB01 (02/05/85)

Account	Name	Section	Page
270060-00000	ACCRUED COMPENSABLE LEAVE-LUMP SUM	4	1
270070-00000	AIT-CENTRALIZED WORKSTATION PROGRAM	4	1
291051-	RESEARCH ADMINISTRATION	3	1
291052-	RESEARCH SUPPORT - BUDGET ONLY	3	1
292069-	LIVESTOCK REVOLVING	4	1
292070-	INTEREST	3	1
292072-	INDIRECT COST - BUDGET ONLY	3	1
292100-	AG ECONOMICS IDC - BUDGET ONLY	3	1
292101-	AG ENGR IDC - BUDGET ONLY	3	2
292102-	AMARILLO IDC - BUDGET ONLY	3	2
292103-	ANIMAL SCIENCE IDC - BUDGET ONLY	3	2
292104-	B & B IDC - BUDGET ONLY	3	2
292105-	B & B SACCHETTINI IDC - BUDGET	3	2
292107-	BEAUMONT IDC - BUDGET ONLY	3	3
292108-	VERNON IDC - BUDGET	3	3
292109-	COORD INTERNA PROG IDC - BUDGET	3	3
292110-	CORPUS IDC - BUDGET ONLY	3	3
292113-	ENTOMOLOGY IDC - BUDGET ONLY	3	3
292115-	SOIL & CROP IDC - BUDGET ONLY	3	4
292116-	HORTICULTURE IDC - BUDGET ONLY	3	4
292118-	LUBBOCK - IDC BUDGET	3	4
292120-	OVERTON IDC BUDGET	3	4
292121-	PLANT PATH IDC - BUDGET ONLY	3	4
292122-	POULTRY SCIENCE IDC - BUDGET ONLY	3	5
292124-	SAN ANGELO IDC - BUDGET ONLY	3	5
292126-	STEPHENVILLE IDC - BUDGET ONLY	3	5
292127-	TEMPLE IDC - BUDGET ONLY	3	5
292128-	UVALDE IDC - BUDGET ONLY	3	5
292129-	VET INTEGRATIVE BIOSCI IDC-BUDGET	3	5
292130-	VET LARGE ANIMAL - DESIGN IDC BUD	3	5
292132-	VET PATHOBIOLOGY IDC- BUDGET ONLY	3	6
292133-	VET P & P IDC - BUDGET ONLY	3	6
292134-	WESLACO IDC - BUDGET_ONLY	3	6
292135-	WILDLIFE FISHERIES IDC - BUDGET	3	6
292136-	DALLAS IDC BUDGET	3	6
292137-	INST PLANT GEOMICS- IDC BUD ONLY	3	7
292139-	NUTRITION & FOOD SCI - IDC BUDGET	3	7
292140-	INST. RENEW. NAT. RES.-IDC BUDGET	3	7
292141-	IIAD - IDC BUDGET	3	7
292142-	AG LEADERSHIP, ED, COMM. IDC BUDGET	3	7
292143-	EL PASO IDC BUDGET	3	7
292144-	MCGREGOR IDC BUDGET	3	7
292145-	OFFICE OF STATE CHEMIST IDC BUDGET	3	8
292146-	PECOS IDC BUDGET	3	8
292147-	REC & PARK IDC BUDGET	3	8
292148-	TX WATER RESOURCE INST IDC BUDGET	3	8
292149-	ECOSYSTEM SCI MGMT IDC BUDGET	3	8
292150-	VET SMALL ANIMAL - DESIGN BUDG IDC	3	8
292151-	SONORA IDC - BUDGET ONLY	3	8
293001-	AGRIC COMMUNICATION-BUDGET	3	9
293002-	AGRIC ECONOMICS-BUDGET	3	9

Printed on a Xerox 9700 Laser Printing System at the Computing Services Center / Texas A&M University

Form: URGB01 (02/05/85)

Account	Name	Section	Page
293003-	AGRIC ENGINEERING-BUDGET	3	9
293004-	ANIMAL SCIENCE-BUDGET	3	9
293005-	BIOCHEM & BIOPHY-BUDGET	3	10
293006-	ENTOMOLOGY -BUDGET	3	10
293008-	HORTICULTURAL SCIENCE BUDGET	3	10
293009-	PLANT PATHOLOGY BUDGET	3	10
293010-	POULTRY SCIENCE BUDGET	3	11
293012-	RECREATION, PARKS & TOURISM BUDGET	3	11
293015-	SOIL & CROP SCIENCES BUDGET	3	11
293016-	VET-DEAN'S OFFICE BUDGET	3	11
293017-	VET INTEGRATIVE BIOSCIENCES-BUDGET	3	12
293018-	VET LARGE ANIMAL DESIG.- BUDGT.	3	12
293021-	VET-PATHOBIOLOGY BUDGET	3	12
293022-	VET PHYS & PHARM BUDGET	3	12
293024-	VET - SMALL ANIMAL BUDGET	3	12
293027-	FARM SERVICES BUDGET	4	1
293028-	FOUNDATION SEED BUDGET	3	13
293029-	CROP TESTING BUDGET	3	13
293030-	COORD INTERNT'L AG PROG BUDGET	3	13
293051-	WILDLIFE & FISHERIES BUDGET	3	13
293052-	NUTRITION & FOOD SCIENCE BUDGET	3	14
293053-	INST. OF REN NAT RES - BUDGET	3	14
293056-	TEXAS WATER RESOURCE BUDGET	3	14
293068-	BIO & BIO STOCKROOM BUDGET	4	1
293074-	AGRICULTURAL LEADERSHIP,ED - BUDGET	3	14
293080-	INST FOR PLANT GEOMICS-BUDG	3	15
293081-	INFORMATION TECH DESIGN BUDGET ONLY	3	15
293086-	INST INFECT ANIM DIS - BUDGET ONLY	3	15
293094-	ECOSYSTEM SCI MGMT DESIGNATE BUDGET	3	15
293107-	GENOMICS DESIGNATED BUDGET	3	16
293108-	TIGM DESIGNATED BUDGET	3	16
294026-	OFFICE TEXAS STATE CHEMIST BUDGET	3	16
295033-	AMARILLO BUDGET	3	16
295034-	BEAUMONT BUDGET	3	17
295035-	CORPUS CHRISTI BUDGET	3	17
295036-	DALLAS BUDGET	3	17
295037-	EL PASO BUDGET	3	18
295038-	LUBBOCK BUDGET	3	18
295039-	MCGREGOR BUDGET	3	18
295040-	OVERTON BUDGET	3	19
295041-	SAN ANGELO BUDGET	3	19
295042-	STEPHENVILLE BUDGET	3	19
295043-	TEMPLE BUDGET	3	19
295044-	UVALDE BUDGET	3	20
295045-	VERNON BUDGET	3	20
295046-	WESLACO BUDGET	3	20
295048-	PECOS BUDGET	3	20
295049-	SONORA - DESTGNATED BUDGET ONLY	3	21
691051-	BLACKLAND/WATER CONS BUDGET	6	1
691075-	RF PAYROLL ACCOUNT - BUDGET	6	1
693002-	AG ECONOMICS BUDGET	6	1

Printed on a Xerox 9700 Laser Printing System at the Computing Services Center / Texas A&M University

Form: URGB01 (02/05/85)

Account	Name	Section	Page
693003-	AG ENGINEERING BUDGET	6	1
693004-	ANIMAL SCIENCE BUDGET	6	2
693005-	BIOCHEM & BIOPHY BUDGET	6	2
693006-	ENTOMOLOGY BUDGET	6	2
693008-	HORTICULTURAL SCIENCE BUDGET	6	2
693009-	PLANT PATHOLOGY BUDGET	6	3
693010-	POULTRY SCIENCE BUDGET	6	3
693012-	RECREATION PARKS BUDGET	6	3
693015-	SOIL AND CROP SCIENCES BUDGET	6	3
693016-	VET - DEAN'S OFFICE BUDGET	6	4
693017-	VET INTEGRATIVE BIOSCIENCES BUDGET	6	4
693018-	VET - LARGE ANIMAL BUDGET	6	4
693021-	VET PATHOBIOLOGY BUDGET	6	4
693022-	VET - P & P BUDGET	6	5
693024-	VET - SMALL ANIMAL BUDGET	6	5
693025-	WILDLIFE & FISHERIES BUDGET	6	5
693030-	COORDINATOR OF INTER BUDGET	6	5
693052-	NUTRITION & FOOD SCIENCE BUDGET	6	6
693053-	INST. OF RENEW NAT RES BUDGET	6	6
693056-	TEXAS WATER RESOURCE BUDGET	6	6
693074-	AG EDUCATION BUDGET	6	6
693084-	INST PLANT GEONOMICS-BUDGET	6	7
693086-	INST INFECT ANIM DIS - BUDGET ONLY	6	7
693087-	OTSC - BUDGET ONLY	6	7
693105-	ECOSYSTEM SCIENCE MGMT BUDGET	6	7
695033-	AMARILLO BUDGET	6	8
695034-	BEAUMONT BUDGET	6	8
695035-	CORPUS CHRISTI BUDGET	6	8
695036-	DALLAS BUDGET	6	8
695037-	EL PASO BUDGET	6	9
695038-	LUBBOCK BUDGET	6	9
695040-	OVERTON BUDGET	6	9
695041-	SAN ANGELO BUDGET	6	9
695042-	STEPHENVILLE BUDGET	6	10
695043-	TEMPLE BUDGET	6	10
695044-	UVALDE BUDGET	6	10
695045-	VERNON BUDGET	6	10
695046-	WESLACO BUDGET	6	11

Printed on a Xerox 9700 Laser Printing System at the Computing Services Center / Texas A&M University

Form: URGB01 (02/05/85)

Name	Account	Section	Page
ACCRUED COMPENSABLE LEAVE-LUMP SUM	270060-00000	4	1
AG ECONOMICS BUDGET	693002-	6	1
AG ECONOMICS IDC - BUDGET ONLY	292100-	3	1
AG ECONOMICS SALES	131012-00000	2	17
AG EDUCATION BUDGET	693074-	6	6
AG ENGINEERING BUDGET	693003-	6	1
AG ENGR IDC - BUDGET ONLY	292101-	3	2
AG LEADERSHIP, ED, COMM. IDC BUDGET	292142-	3	7
AGRIC COMMUNICATION-BUDGET	293001-	3	9
AGRIC ECONOMICS-BUDGET	293002-	3	9
AGRIC ENGINEERING-BUDGET	293003-	3	9
AGRICULTURAL LEADERSHIP,ED - BUDGET	293074-	3	14
AIT-CENTRALIZED WORKSTATION PROGRAM	270070-00000	4	1
AMARILLO BUDGET	295033-	3	16
AMARILLO BUDGET	695033-	6	8
AMARILLO IDC - BUDGET ONLY	292102-	3	2
ANIMAL SCIENCE BUDGET	693004-	6	2
ANIMAL SCIENCE IDC - BUDGET ONLY	292103-	3	2
ANIMAL SCIENCE-BUDGET	293004-	3	9
B & B IDC - BUDGET ONLY	292104-	3	2
B & B SACCHETTINI IDC - BUDGET	292105-	3	2
BEAUMONT BUDGET	295034-	3	17
BEAUMONT BUDGET	695034-	6	8
BEAUMONT IDC - BUDGET ONLY	292107-	3	3
BEAUMONT SALES	132002-00000	2	18
BEEVILLE SALES	132009-00000	2	18
BIO & BIO STOCKROOM BUDGET	293068-	4	1
BIOCHEM & BIOPHY BUDGET	693005-	6	2
BIOCHEM & BIOPHY-BUDGET	293005-	3	10
BLACKLAND/WATER CONS BUDGET	691051-	6	1
COORD INTERNA PROG IDC - BUDGET	292109-	3	3
COORD INTERNT'L AG PROG BUDGET	293030-	3	13
COORDINATOR OF INTER BUDGET	693030-	6	5
CORPUS CHRISTI BUDGET	695035-	6	8
CORPUS CHRISTI BUDGET	295035-	3	17
CORPUS CHRISTI SALES	132008-00000	2	18
CORPUS IDC - BUDGET ONLY	292110-	3	3
CROP TESTING BUDGET	293029-	3	13
DALLAS BUDGET	295036-	3	17
DALLAS BUDGET	695036-	6	8
DALLAS IDC BUDGET	292136-	3	6
DALLAS SALES	132010-00000	2	18
DESIGNATED - INTEREST	210000-00000	3	1
ECOSYSTEM SCI MGMT DESIGNATE BUDGET	293094-	3	15
ECOSYSTEM SCI MGMT IDC BUDGET	292149-	3	8
ECOSYSTEM SCIENCE MGMT BUDGET	693105-	6	7
EL PASO BUDGET	695037-	6	9
EL PASO BUDGET	295037-	3	18
EL PASO IDC BUDGET	292143-	3	7
EL PASO SALES	132011-00000	2	18
ENTOMOLOGY -BUDGET	293006-	3	10

Printed on a Xerox 9700 Laser Printing System at the Computing Services Center / Texas A&M University

Form: URGB01 (02/05/85)

Name	Account	Section	Page
ENTOMOLOGY BUDGET	693006-	6	2
ENTOMOLOGY IDC - BUDGET ONLY	292113-	3	3
FARM SERVICES BUDGET	293027-	4	1
FOUNDATION SEED BUDGET	293028-	3	13
FY17 DIRECTOR'S REG FERTILIZER	119022-00000	2	17
FY17 DIRECTOR'S REG. FEED	119000-00000	2	15
FY17 FICA CONTRIBUTION REGUL-FEED	119003-00000	2	15
FY17 FICA REG FERTILIZER	119016-00000	2	16
FY17 FOULBROOD INSPECTION	119012-00000	2	16
FY17 GIP FEED	119010-00000	2	16
FY17 GIP FERTILIZER	119024-00000	2	17
FY17 LONGEVITY FERTILIZER	119020-00000	2	17
FY17 LONGEVITY REGULATORY FEED	119007-00000	2	16
FY17 OTSC FEED OPERATING ACCOUNT	119011-00000	2	16
FY17 OTSC FERTILIZER OPERATING	119015-00000	2	16
FY17 PAYROLL SERVICE-FERTILIZER	119023-00000	2	17
FY17 REV S/L GR DEDICATED-AIR QUALI	100004-	2	1
FY17 REV S/L HATCH, CURR FED YR	100200-	2	1
FY17 REV S/L MC.STENNIS-CURR FED YR	100202-	2	1
FY17 REV S/L MRF FUNDS CURR FED YR	100201-	2	1
FY17 REV S/L REG. FERTILIZER	100305-	2	1
FY17 REV S/L REGULATORY-FEED	100300-	2	1
FY17 REV S/L- RECORD ADMIN GEN REV	100001-	2	1
FY17 REV S/L- RECORD RESEARCH GR	100002-	2	1
FY17 REV S/L-STATE INSURANCE APPRO	100007-	2	1
FY17 REVENUE SL-FOULBROOD REG G R	100010-	2	1
FY17 TAES PAYROLL -REGULATORY FEED	119001-00000	2	15
FY17 TRS/ORP FEED	119009-00000	2	16
FY17 TRS/ORP FERTILIZER	119025-00000	2	17
FY17 UCI REG FERTILIZER	119018-00000	2	16
FY17 UNEMP WORK COMP INSURANC-FEED	119005-00000	2	15
FY17 WCI REG FERTILIZER	119019-00000	2	16
FY17 WORKMENS COMP INS-REG FEED	119006-00000	2	15
FY19 ACCRUED COMPENSIBLE LEAVE-LUM	111046-00000	2	4
FY19 ADMINSTRATIVE SERVICES-STATE	110002-00000	2	2
FY19 AG COMM-PUBLICATIONS_STATE	112508-00000	2	8
FY19 AG COMMUNICATION R&G_STATE	112501-00000	2	8
FY19 AG ECON WATER INITIATIVE	114258-00000	2	11
FY19 AG ECONOMICS R&G BASE	111200-00000	2	4
FY19 AG ENGINEERING R&G-STATE	111202-00000	2	4
FY19 AIR QUALITY-DIRECTOR REV.S/L	114410-00000	2	12
FY19 AMARILLO AIR QUALITY	114413-00000	2	12
FY19 AMARILLO INFRASTRUCTURE-STATE	114501-00000	2	12
FY19 AMARILLO R&G BASE STATE	113000-00000	2	8
FY19 ANIMAL SCIENCE R&G-STATE	111204-00000	2	4
FY19 BAEN- WATER INITIATIVE	114260-00000	2	12
FY19 BEAUMONT INFRASTRUCTURE-STATE	114502-00000	2	13
FY19 BEAUMONT R&G BASE STATE	113002-00000	2	8
FY19 BEEVILLE R&G STATE	113007-00000	2	9
FY19 BENEFITS PD BY ST-RS	111026-	2	4
FY19 BIOCHEMISTRY-BIOPHYSICS STATE	111206-00000	2	4

Printed on a Xerox 9700 Laser Printing System at the Computing Services Center / Texas A&M University

Form: URGB01 (02/05/85)

Name	Account	Section	Page
FY19 CORPUS CHRISTI R&G STATE	113006-00000	2	9
FY19 CORPUS INFRASTRUCTURE-STATE	114504-00000	2	13
FY19 DALLAS INFRASTRUCTURE-STATE	114505-00000	2	13
FY19 DALLAS R&G STATE	113008-00000	2	9
FY19 DIRECTOR'S OFFICE - CORP REL	114730-00000	2	15
FY19 DIRECTORS OFFICE-STATE	110001-00000	2	2
FY19 ECOSYSTEM SCIENCE & MGMT_STATE	111209-00000	2	5
FY19 EL PASO INFRASTRUCTURE-STATE	114506-00000	2	13
FY19 EL PASO R&G STATE	113010-00000	2	9
FY19 EL PASO WATER INITIATIVE	114257-00000	2	11
FY19 ENTOMOLOGY R&G STATE	111208-00000	2	5
FY19 ENTOMOLOGY-HONEY BEE	114401-00000	2	12
FY19 FARM SERVICES R&G STATE	112502-00000	2	8
FY19 FICA CONTRIBUTION-STATE	111005-	2	2
FY19 GENOMICS CORE R&G_STATE	111276-00000	2	6
FY19 GIP/FEDERAL	111016-	2	3
FY19 HORTICULTURE R&G STATE	111212-00000	2	5
FY19 INFORMATION TECH R&G STATE	111264-00000	2	6
FY19 INFRASTRUCTURE SUPPORT-STATE	110006-00000	2	2
FY19 INST OF RENEW NAT RESOUR STATE	111265-00000	2	6
FY19 INST-INFECTIOUS AN DIS-STATE	111262-00000	2	6
FY19 INTERNATIONAL AG PROGRAM-R&G	112510-00000	2	8
FY19 INVASIVE INSECT HOLDING	114182-00000	2	11
FY19 IP ADMINISTRATION STATE	111282-00000	2	7
FY19 IPGB R & G STATE	111259-00000	2	6
FY19 LA COPITA INFRASTRUCTURE-STATE	114517-00000	2	15
FY19 LONGEVITY-STATE	111002-	2	2
FY19 LUBB-PLANT/CROP-HELMS	114427-00000	2	12
FY19 LUBBOCK AIR QUALITY	114416-00000	2	12
FY19 LUBBOCK COTTON FIBERS	114050-00000	2	11
FY19 LUBBOCK INFRASTRUCTURE-STATE	114507-00000	2	13
FY19 LUBBOCK R&G STATE	113012-00000	2	9
FY19 LUBBOCK VITICULTURE RESEARCH	114100-00000	2	11
FY19 LUBBOCK-COTTON GERMPLASM	114428-00000	2	12
FY19 MCGREGOR INFRASTRUCTURE-STATE	114508-00000	2	14
FY19 MCGREGOR R&G STATE	113014-00000	2	9
FY19 NUTRITION & FOOD SCI R&G STATE	111213-00000	2	5
FY19 OFF CAMPUS INFRASTRUCTURE	114500-00000	2	12
FY19 ORP DIFF 1.19% RESERV-STATE	111012-	2	3
FY19 ORP DIFF-SYS SUPPL.1.31%_STATE	111020-	2	3
FY19 OVERTON INFRASTRUCTURE-STATE	114509-00000	2	14
FY19 OVERTON R&G STATE	113015-00000	2	9
FY19 PECOS INFRASTRUCTURE - STATE	114515-00000	2	15
FY19 PECOS R&G STATE	113801-00000	2	10
FY19 PLANT PATHOLOGY R&G STATE	111214-00000	2	5
FY19 POULTRY SCIENCE R&G STATE	111216-00000	2	5
FY19 PRAIRIE VIEW R&G STATE	113017-00000	2	10
FY19 PROGRAM DEVELOPMENT-STATE	111009-	2	3
FY19 QUANTUM BIOPHOTONICS STATE	111281-00000	2	7
FY19 RECREATION PARKS & TOUR STATE	111220-00000	2	5
FY19 REP/NEW INITIATIVES-STATE	111017-	2	3

Printed on a Xerox 9700 Laser Printing System at the Computing Services Center / Texas A&M University

Form: URGB01 (02/05/85)

Name	Account	Section	Page
FY19 SAFETY & HEALTH R&G-STATE	111011-00000	2	3
FY19 SAN ANGELO COTTON FIBERS	114055-00000	2	11
FY19 SAN ANGELO INFRASTRUCTURE-ST	114511-00000	2	14
FY19 SAN ANGELO R&G STATE	113020-00000	2	10
FY19 SOIL & CROP SCIENCES STATE	111222-00000	2	6
FY19 SOIL & CROPS-WATER INITIATIVE	114252-00000	2	11
FY19 SONORA INFRASTRUCTURE - STATE	114516-00000	2	15
FY19 SONORA R&G STATE	113803-00000	2	11
FY19 STAFF BENEFITS	111003-	2	2
FY19 STEPHENVILLE INFRASTRUCTURE	114510-00000	2	14
FY19 STEPHENVILLE R&G STATE	113018-00000	2	10
FY19 TEACHER RETIREMENT-STATE	111008-	2	3
FY19 TEMP- WATER INITIATIVE	114259-00000	2	11
FY19 TEMPLE INFRASTRUCTURE-STATE	114512-00000	2	14
FY19 TEMPLE R&G STATE	113022-00000	2	10
FY19 TIGM R&G STATE	111275-00000	2	6
FY19 UNALLOCATED FACULTY SAL-STATE	111019-	2	3
FY19 UNEMPLOYMENT COMP INS-ST	111028-	2	4
FY19 UNEMPLOYMENT COMP INS-STATE	111004-	2	2
FY19 UVALDE INFRASTRUCTURE - STATE	114513-00000	2	14
FY19 UVALDE R&G STATE	113024-00000	2	10
FY19 VEGETABLE & FRUIT IMPV STATE	111277-00000	2	7
FY19 VERNON INFRASTRUCTURE-STATE	114503-00000	2	13
FY19 VERNON R&G BASE_STATE	113004-00000	2	8
FY19 VET INTEGRATIVE BIOSCIENCE R&G	112002-00000	2	7
FY19 VET PATHOBIOLOGY R&G STATE	112006-00000	2	7
FY19 VET PHYS & PHARM R&G STATE	112008-00000	2	7
FY19 VET RESEARCH-GENERAL R&G_STATE	112000-00000	2	7
FY19 VICE CHANCELLOR OF AG-STATE	110000-00000	2	2
FY19 WATER RESOURCES INST R&G STATE	112500-00000	2	7
FY19 WESLACO INFRASTRUCTURE-STATE	114514-00000	2	14
FY19 WESLACO R&G STATE	113026-00000	2	10
FY19 WILDLIFE & FISHERIES STATE	111224-00000	2	6
FY19 WORKMENS COMP INS-STATE	111007-	2	3
GENOMICS DESIGNATED BUDGET	293107-	3	16
HORTICULTURAL SCIENCE BUDGET	293008-	3	10
HORTICULTURAL SCIENCE BUDGET	693008-	6	2
HORTICULTURE IDC - BUDGET ONLY	292116-	3	4
HORTICULTURE SALES	131017-00000	2	17
IIAD - IDC BUDGET	292141-	3	7
INDIRECT COST	140001-00000	2	20
INDIRECT COST - BUDGET ONLY	292072-	3	1
INFORMATION TECH DESIGN BUDGET ONLY	293081-	3	15
INST FOR PLANT GEOMICS-BUDG	293080-	3	15
INST INFECT ANIM DIS - BUDGET ONLY	293086-	3	15
INST INFECT ANIM DIS - BUDGET ONLY	693086-	6	7
INST PLANT GEOMICS- IDC BUD ONLY	292137-	3	7
INST PLANT GEONOMICS-BUDGET	693084-	6	7
INST. OF REN NAT RES - BUDGET	293053-	3	14
INST. OF RENEW NAT RES BUDGET	693053-	6	6
INST. RENEW. NAT. RES.-IDC BUDGET	292140-	3	7

Printed on a Xerox 9700 Laser Printing System at the Computing Services Center / Texas A&M University

Form: URGB01 (02/05/85)

Name	Account	Section	Page
INTEREST	292070-	3	1
LIVESTOCK REVOLVING	292069-	4	1
LUBBOCK - IDC BUDGET	292118-	3	4
LUBBOCK BUDGET	295038-	3	18
LUBBOCK BUDGET	695038-	6	9
LUBBOCK SALES	132012-00000	2	19
MCGREGOR BUDGET	295039-	3	18
MCGREGOR IDC BUDGET	292144-	3	7
NUTRITION & FOOD SCI - IDC BUDGET	292139-	3	7
NUTRITION & FOOD SCIENCE BUDGET	293052-	3	14
NUTRITION & FOOD SCIENCE BUDGET	693052-	6	6
OFFICE OF STATE CHEMIST IDC BUDGET	292145-	3	8
OFFICE TEXAS STATE CHEMIST BUDGET	294026-	3	16
OTSC - BUDGET ONLY	693087-	6	7
OVERTON BUDGET	695040-	6	9
OVERTON BUDGET	295040-	3	19
OVERTON IDC BUDGET	292120-	3	4
OVERTON SALES	132015-00000	2	19
PECOS BUDGET	295048-	3	20
PECOS IDC BUDGET	292146-	3	8
PLANT PATH IDC - BUDGET ONLY	292121-	3	4
PLANT PATHOLOGY BUDGET	293009-	3	10
PLANT PATHOLOGY BUDGET	693009-	6	3
POULTRY SCIENCE BUDGET	693010-	6	3
POULTRY SCIENCE BUDGET	293010-	3	11
POULTRY SCIENCE IDC - BUDGET ONLY	292122-	3	5
REC & PARK IDC BUDGET	292147-	3	8
RECREATION PARKS BUDGET	693012-	6	3
RECREATION, PARKS & TOURISM BUDGET	293012-	3	11
RESEARCH ADMINISTRATION	291051-	3	1
RESEARCH SUPPORT - BUDGET ONLY	291052-	3	1
REVENUE S/L, INDIRECT COST, FEDERAL	100450-	2	2
RF PAYROLL ACCOUNT - BUDGET	691075-	6	1
SAN ANGELO BUDGET	695041-	6	9
SAN ANGELO BUDGET	295041-	3	19
SAN ANGELO IDC - BUDGET ONLY	292124-	3	5
SAN ANGELO SALES	132019-00000	2	19
SOIL & CROP IDC - BUDGET ONLY	292115-	3	4
SOIL & CROP SCIENCES BUDGET	293015-	3	11
SOIL AND CROP SCIENCES BUDGET	693015-	6	3
SONORA - DESTGNATED BUDGET ONLY	295049-	3	21
SONORA IDC - BUDGET ONLY	292151-	3	8
SONORA SALES	133003-00000	2	20
STEPHENVILLE BUDGET	295042-	3	19
STEPHENVILLE BUDGET	695042-	6	10
STEPHENVILLE IDC - BUDGET ONLY	292126-	3	5
STEPHENVILLE SALES	132017-00000	2	19
TEMPLE BUDGET	295043-	3	19
TEMPLE BUDGET	695043-	6	10
TEMPLE IDC - BUDGET ONLY	292127-	3	5
TEXAS WATER RESOURCE BUDGET	293056-	3	14

Printed on a Xerox 9700 Laser Printing System at the Computing Services Center / Texas A&M University

Form: URGB01 (02/05/85)

Name	Account	Section	Page
TEXAS WATER RESOURCE BUDGET	693056-	6	6
TIGM DESIGNATED BUDGET	293108-	3	16
TRANS PECOS SALES	133002-00000	2	19
TX WATER RESOURCE INST IDC BUDGET	292148-	3	8
UNEMPLOYMENT COMP INS RESERVE-LOCAL	270030-	4	1
UVALDE BUDGET	295044-	3	20
UVALDE BUDGET	695044-	6	10
UVALDE IDC - BUDGET ONLY	292128-	3	5
UVALDE SALES	132022-00000	2	19
VERNON BUDGET	295045-	3	20
VERNON BUDGET	695045-	6	10
VERNON IDC - BUDGET	292108-	3	3
VERNON SALES	132004-00000	2	18
VET - DEAN'S OFFICE BUDGET	693016-	6	4
VET - LARGE ANIMAL BUDGET	693018-	6	4
VET - P & P BUDGET	693022-	6	5
VET - SMALL ANIMAL BUDGET	693024-	6	5
VET - SMALL ANIMAL BUDGET	293024-	3	12
VET INTEGRATIVE BIOSCI IDC-BUDGET	292129-	3	5
VET INTEGRATIVE BIOSCIENCES BUDGET	693017-	6	4
VET INTEGRATIVE BIOSCIENCES-BUDGET	293017-	3	12
VET LARGE ANIMAL - DESIGN IDC BUD	292130-	3	5
VET LARGE ANIMAL DESIG.- BUDGT.	293018-	3	12
VET P & P IDC - BUDGET ONLY	292133-	3	6
VET PATHOBIOLOGY BUDGET	693021-	6	4
VET PATHOBIOLOGY IDC- BUDGET ONLY	292132-	3	6
VET PHYS & PHARM BUDGET	293022-	3	12
VET SMALL ANIMAL - DESIGN BUDG IDC	292150-	3	8
VET-DEAN'S OFFICE BUDGET	293016-	3	11
VET-PATHOBIOLOGY BUDGET	293021-	3	12
WESLACO BUDGET	295046-	3	20
WESLACO BUDGET	695046-	6	11
WESLACO IDC - BUDGET_ONLY	292134-	3	6
WESLACO SALES	132024-00000	2	19
WILDLIFE & FISHERIES BUDGET	293051-	3	13
WILDLIFE & FISHERIES BUDGET	693025-	6	5
WILDLIFE & FISHERIES SALES	131022-00000	2	17
WILDLIFE FISHERIES IDC - BUDGET	292135-	3	6

Printed on a Xerox 9700 Laser Printing System at the Computing Services Center / Texas A&M University



Board Approved Operating Budgets

Fiscal Year Ending August 31, 2019

Table of Contents

Section	Title
1	Statement of Changes in Fund Balance
2	Functional and General Funds
3	Designated Funds
4	Designated Service Departments
5	Auxiliary Enterprises
6	Restricted Funds
7	Plant Funds
8	Transfers by Account
9	Allocations by Account
10	Index by Account Number
11	Index by Account Name

Form: URGB01 (02/05/85)
Printed on a Xerox 9700 Laser Printing System at the Computing Services Center / Texas A&M University

Table of Contents

Section	Title

BLANK PAGE

Form: URGB01 (02/05/85)
Printed on a Xerox 9700 Laser Printing System at the Computing Services Center / Texas A&M University

Description	Current Funds: Functional and General	Current Funds: Designated	Current Funds: Auxiliary Enterprises	Current Funds: Restricted	Plant Funds	Total
Revenues						
State Approp - General Revenue	44,054,523					44,054,523
State Approp - Benefits Pd by St	22,874,908					22,874,908
Federal Appropriations	13,404,685			4,429,168		17,833,853
Contracts and Grants	372,942	3,800,000		27,153,686		31,326,628
Gifts		1,486,055				1,486,055
Sales and Services		8,129,050				8,129,050
Investment Income		586,884				586,884
Other Operating Income	22,000	342,004				364,004
Total Revenue	80,729,058	14,343,993		31,582,854		126,655,905
Expenses						
Salaries - Faculty	9,631,906	691,433		530,260		10,853,599
Salaries - Non-Faculty	43,426,608	1,741,050		16,803,163		61,970,821
Wages	124,233	696,564		1,269,227		2,090,024
Benefits	25,584,318	1,129,876		6,067,014		32,781,208
Utilities	789,392	112,720		25,688		927,800
Scholarships		40,089		46,000		86,089
Operations and Maintenance	5,857,298	9,446,691		7,265,019		22,569,008
Equipment (Capitalized)		951,000				951,000
Total Expense(Less Service Depts)	85,413,755	14,809,423		32,006,371		132,229,549
Net Service Departments		23,366				23,366
Total Expense	85,413,755	14,832,789		32,006,371		132,252,915
Transfers						
Retirement of Indebtedness		279,400-				279,400-
Other Transfers	2,621,176	600,000				3,221,176
Total Transfers	2,621,176	320,600				2,941,776
Net Change in Fund Balance	2,063,521-	168,196-		423,517-		2,655,234-

Form: URGB01 (02/05/85)
Printed on a Xerox 9700 Laser Printing System at the Computing Services Center / Texas A&M University

Form: URGB01 (02/05/85)

Description	Current Funds: Functional and General	Current Funds: Designated	Current Funds: Auxiliary Enterprises	Current Funds: Restricted	Plant Funds	Total

****
* *
* BLANK PAGE *
* *
****

Printed on a Xerox 9700 Laser Printing System at the Computing Services Center / Texas A&M University

Form: URGB01 (02/05/85)

Account	Description	Beginning Balance	Revenues	Net Allocations	Expenditures	Increase (Decrease)	Ending Balance
101000-00000	STATE BASIC AID REVENUE						
	Revenue						
	State Approp - Gene		44,054,523				
	Account Total	0	44,054,523	44,054,523-	0	0	0
101001-00000	FEDERAL E & G REVENUE						
	Revenue						
	Federal Appropriati		13,313,464				
	Account Total	0	13,313,464	13,313,464-	0	0	0
101008-00000	STATE INTERAGENCY CONTRACTS						
	Revenue						
	Contracts and Grant		372,942				
	Account Total	0	372,942	372,942-	0	0	0
101100-00000	ES SPECIAL NEEDS						
	Revenue						
	Federal Appropriati		91,221				
	Account Total	0	91,221	91,221-	0	0	0
101101-00000	BENEFITS FUNDED BY THE STATE - REV						
	Revenue						
	State Approp - Bene		6,816,334				
	Account Total	0	6,816,334	6,816,334-	0	0	0
102000-00000	STAFF BENEFITS REVENUE (SGIP)						
	Revenue						
	State Approp - Bene		16,058,574				
	Account Total	0	16,058,574	16,058,574-	0	0	0
110000-00000	VICE CHANCELLOR						
	Expense						
	Salaries - Non-Faculty				418,076		
	Account Total	0	0	418,076	418,076	0	0
110100-00000	OFFICE OF THE DIRECTOR						
	Expense						
	Salaries - Non-Faculty				609,921		
	Wages				15,870		
	Operations and Maintenance				55,051		
	Account Total	0	0	680,842	680,842	0	0
110200-00000	FISCAL OFFICE						
	Expense						
	Salaries - Non-Faculty				1,367,737		
	Wages				10,379		
	Account Total	0	0	1,378,116	1,378,116	0	0

Printed on a Xerox 9700 Laser Printing System at the Computing Services Center / Texas A&M University

Form: URGB01 (02/05/85)

Account	Description	Beginning Balance	Revenues	Net Allocations	Expenditures	Increase (Decrease)	Ending Balance
110300-00000	HUMAN RESOURCE OFFICE						
	Expense						
	Salaries - Non-Faculty				299,514		
	Wages				6,298		
	Account Total	0	0	305,812	305,812	0	0
110400-00000	ADMIN SERVICES- OPERATING						
	Expense						
	Operations and Maintenance				94,459		
	Account Total	0	0	94,459	94,459	0	0
110610-00000	FEDERAL MAIL ALLOCATION						
	Expense						
	Operations and Maintenance				266,280		
	Account Total	0	0	266,280	266,280	0	0
110900-00000	EXTENSION RELOCATION ALLOWANCE						
	Expense						
	Operations and Maintenance				15,000		
	Account Total	0	0	15,000	15,000	0	0
110910-00000	INFRASTRUCTURE SUPPORT - IN BRAZOS						
	Expense						
	Utilities				460,697		
	Operations and Maintenance				252,883		
	Account Total	0	0	713,580	713,580	0	0
110915-00000	INFRASTRUCTURE - OUTSIDE BRAZOS CO						
	Expense						
	Salaries - Non-Faculty				313,375		
	Utilities				328,695		
	Account Total	0	0	642,070	642,070	0	0
111000-00000	EXTENSION LONGEVITY PAY						
	Expense						
	Salaries - Non-Faculty				1,295,000		
	Account Total	0	0	1,295,000	1,295,000	0	0
111100-29000	STAFF BENEFITS - GIP						
	Expense						
	Benefits				14,356,366		
	Account Total	0	0	14,356,366	14,356,366	0	0
111100-29001	STAFF BENEFITS - GIP- RESEARCH						
	Expense						
	Benefits				48,176		
	Account Total	0	0	48,176	48,176	0	0

Printed on a Xerox 9700 Laser Printing System at the Computing Services Center / Texas A&M University

Form: URGB01 (02/05/85)

Account	Description	Beginning Balance	Revenues	Net Allocations	Expenditures	Increase (Decrease)	Ending Balance
111100-29003	STAFF BENEFITS - GIP INSTIT SUPT						
	Expense						
	Benefits				1,654,032		
	Account Total	0	0	1,654,032	1,654,032	0	0
111101-29000	BENEFITS FUNDED BY THE STATE						
	Expense						
	Benefits				6,093,803		
	Account Total	0	0	6,093,803	6,093,803	0	0
111101-29001	BENEFITS FUNDED BY THE STATE- RESEA						
	Expense						
	Benefits				20,449		
	Account Total	0	0	20,449	20,449	0	0
111101-29003	BENEFITS FUNDED BY THE STATE-INSTIT						
	Expense						
	Benefits				702,082		
	Account Total	0	0	702,082	702,082	0	0
111110-00000	TERMINAL LEAVE ACCOUNT						
	Expense						
	Wages				80,000		
	Account Total	0	0	80,000	80,000	0	0
111200-29000	AGENCY FUNDED DIFFERENTIAL - 1.19%						
	Expense						
	Benefits				80,460		
	Account Total	0	0	80,460	80,460	0	0
111200-29001	AGENCY FUNDED DIFFERENTIAL - 1.19%						
	Expense						
	Benefits				270		
	Account Total	0	0	270	270	0	0
111200-29003	AGENCY FUNDED DIFFERENTIAL - 1.19%						
	Expense						
	Benefits				9,270		
	Account Total	0	0	9,270	9,270	0	0
111250-29000	AGENCY FUNDED SUPPLEMENTAL - 1.31%						
	Expense						
	Benefits				45,594		
	Account Total	0	0	45,594	45,594	0	0
111250-29001	AGENCY FUNDED SUPPLEMENTAL - 1.31%						
	Expense						
	Benefits				153		
	Account Total	0	0	153	153	0	0

Printed on a Xerox 9700 Laser Printing System at the Computing Services Center / Texas A&M University

Form: URGB01 (02/05/85)

Account	Description	Beginning Balance	Revenues	Net Allocations	Expenditures	Increase (Decrease)	Ending Balance
111250-29003	AGENCY FUNDED SUPPLEMENTAL - 1.31%						
	Expense						
	Benefits				5,253		
	Account Total	0	0	5,253	5,253	0	0
111400-00000	EXTENSION FEDERAL BENEFITS						
	Expense						
	Benefits				42,000		
	Account Total	0	0	42,000	42,000	0	0
111410-00000	AGENCY GROUP INSURANCE PREMUIMS						
	Expense						
	Benefits				1,646,120		
	Account Total	0	0	1,317,615	1,646,120	328,505-	328,505-
111500-29000	EXTENSION WCI						
	Expense						
	Benefits				224,394		
	Account Total	0	0	224,394	224,394	0	0
111500-29001	EXTENSION WCI-RESEARCH						
	Expense						
	Benefits				753		
	Account Total	0	0	753	753	0	0
111500-29003	EXTENSION WCI						
	Expense						
	Benefits				25,853		
	Account Total	0	0	25,853	25,853	0	0
111600-29000	EXTENSION UCI						
	Expense						
	Benefits				32,630		
	Account Total	0	0	32,630	32,630	0	0
111600-29001	EXTENSION UCI- RESEARCH						
	Expense						
	Benefits				110		
	Account Total	0	0	110	110	0	0
111600-29003	EXTENSION UCI						
	Expense						
	Benefits				3,760		
	Account Total	0	0	3,760	3,760	0	0
111800-00000	EXTENSION FICA						
	Expense						
	Benefits				342,290		
	Account Total	0	0	342,290	342,290	0	0

Printed on a Xerox 9700 Laser Printing System at the Computing Services Center / Texas A&M University

Form: URGB01 (02/05/85)

Account	Description	Beginning Balance	Revenues	Net Allocations	Expenditures	Increase (Decrease)	Ending Balance
111900-00000	EXTENSION ORP/TRS MATCHING						
	Expense						
	Benefits				200,500		
	Account Total	0	0	200,500	200,500	0	0
111910-29000	TRS 90 DAYS						
	Expense						
	Benefits				44,700		
	Account Total	0	0	44,700	44,700	0	0
111910-29001	TRS 90 DAYS- RESEARCH						
	Expense						
	Benefits				150		
	Account Total	0	0	150	150	0	0
111910-29003	TRS 90 DAYS						
	Expense						
	Benefits				5,150		
	Account Total	0	0	5,150	5,150	0	0
111999-00000	PROGRAMMING SUPPORT						
	Expense						
	Salaries - Non-Faculty				1,237,100		
	Operations and Maintenance				725,285		
	Account Total	0	0	227,369	1,962,385	1,735,016-	1,735,016-
112450-00000	WATER RESOURCE MANAGEMENT						
	Expense						
	Salaries - Non-Faculty				71,167		
	Operations and Maintenance				101,176		
	Account Total	0	0	172,343	172,343	0	0
112500-00000	SCSC- PROFIT INITIATIVE						
	Expense						
	Salaries - Faculty				67,861		
	Salaries - Non-Faculty				35,052		
	Operations and Maintenance				5		
	Account Total	0	0	102,918	102,918	0	0
112528-00000	TWAR- WATER INITIATIVE						
	Expense						
	Salaries - Non-Faculty				10,000		
	Operations and Maintenance				20,833		
	Account Total	0	0	30,833	30,833	0	0
112551-00000	SCSC-WATER RESOURCE MGMT						
	Expense						
	Salaries - Faculty				59,378		
	Account Total	0	0	59,378	59,378	0	0

Printed on a Xerox 9700 Laser Printing System at the Computing Services Center / Texas A&M University

Form: URGB01 (02/05/85)

Account	Description	Beginning Balance	Revenues	Net Allocations	Expenditures	Increase (Decrease)	Ending Balance
112552-00000	ESSM- WATER RESOURCE MGMT						
	Expense						
	Salaries - Faculty				19,793		
	Account Total	0	0	19,793	19,793	0	0
112553-00000	AGEN- WATER RESOURCE MGMT						
	Expense						
	Salaries - Non-Faculty				30,450		
	Account Total	0	0	30,450	30,450	0	0
112555-00000	FOUR- WATER RESOURCE MGMT						
	Expense						
	Salaries - Non-Faculty				30,450		
	Account Total	0	0	30,450	30,450	0	0
112570-00000	RISK MANAGEMENT						
	Expense						
	Salaries - Faculty				635,119		
	Salaries - Non-Faculty				557,118		
	Account Total	0	0	1,192,237	1,192,237	0	0
112593-00000	SCSC- PRECISION AG INITIATIVE						
	Expense						
	Salaries - Faculty				72,145		
	Operations and Maintenance				19		
	Account Total	0	0	72,164	72,164	0	0
112610-00000	ENTO- FIRE ANT INITIATIVE						
	Expense						
	Salaries - Faculty				78,312		
	Salaries - Non-Faculty				190,756		
	Operations and Maintenance				5,987		
	Account Total	0	0	275,055	275,055	0	0
112670-00000	WATER - TEMPLE						
	Expense						
	Salaries - Non-Faculty				25,513		
	Operations and Maintenance				1,044		
	Account Total	0	0	26,557	26,557	0	0
112710-00000	ES SPECIAL NEEDS						
	Expense						
	Salaries - Faculty				13,168		
	Salaries - Non-Faculty				78,053		
	Account Total	0	0	91,221	91,221	0	0

Printed on a Xerox 9700 Laser Printing System at the Computing Services Center / Texas A&M University

Form: URGB01 (02/05/85)

Account	Description	Beginning Balance	Revenues	Net Allocations	Expenditures	Increase (Decrease)	Ending Balance
116000-00000	HEALTHY SOUTH TEXAS						
	Expense						
	Salaries - Faculty				85,500		
	Salaries - Non-Faculty				1,696,404		
	Operations and Maintenance				498,096		
	Account Total	0	0	2,280,000	2,280,000	0	0
118000-00000	FIELD SUPERVISION						
	Expense						
	Salaries - Non-Faculty				1,028,119		
	Account Total	0	0	1,028,119	1,028,119	0	0
118100-00000	COUNTY EXTENSION ADMINISTRATION						
	Expense						
	Salaries - Non-Faculty				366,869		
	Operations and Maintenance				126,518		
	Account Total	0	0	493,387	493,387	0	0
118101-00000	DS01 - AMARILLO SUPPORT STAFF						
	Expense						
	Salaries - Non-Faculty				185,899		
	Account Total	0	0	185,899	185,899	0	0
118102-00000	DS02 - LUBBOCK SUPPORT STAFF						
	Expense						
	Salaries - Non-Faculty				139,343		
	Account Total	0	0	139,343	139,343	0	0
118103-00000	DS03 - VERNON SUPPORT STAFF						
	Expense						
	Salaries - Non-Faculty				102,407		
	Account Total	0	0	102,407	102,407	0	0
118104-00000	DS04 - DALLAS SUPPORT STAFF						
	Expense						
	Salaries - Non-Faculty				141,395		
	Account Total	0	0	141,395	141,395	0	0
118105-00000	DS05 - OVERTON SUPPORT STAFF						
	Expense						
	Salaries - Non-Faculty				168,368		
	Account Total	0	0	168,368	168,368	0	0
118106-00000	DS06 - FORT STOCKTON SUPPORT STAFF						
	Expense						
	Salaries - Non-Faculty				64,595		
	Account Total	0	0	64,595	64,595	0	0

Printed on a Xerox 9700 Laser Printing System at the Computing Services Center / Texas A&M University

Form: URGB01 (02/05/85)

Account	Description	Beginning Balance	Revenues	Net Allocations	Expenditures	Increase (Decrease)	Ending Balance
118107-00000	DS07 - SAN ANGELO SUPPORT STAFF						
	Expense						
	Salaries - Non-Faculty				137,772		
	Account Total	0	0	137,772	137,772	0	0
118108-00000	DS08 - STEPHEVILLE SUPPORT STAFF						
	Expense						
	Salaries - Non-Faculty				99,818		
	Account Total	0	0	99,818	99,818	0	0
118109-00000	DS09 - BRYAN SUPPORT STAFF						
	Expense						
	Salaries - Non-Faculty				111,197		
	Account Total	0	0	111,197	111,197	0	0
118110-00000	DS10 - UVALDE SUPPORT STAFF						
	Expense						
	Salaries - Non-Faculty				109,488		
	Account Total	0	0	109,488	109,488	0	0
118111-00000	DS11 - CORPUS CHRISTI SUPPORT STAFF						
	Expense						
	Salaries - Non-Faculty				195,121		
	Account Total	0	0	195,121	195,121	0	0
118112-00000	DS12 - WESLACO SUPPORT STAFF						
	Expense						
	Salaries - Non-Faculty				118,159		
	Account Total	0	0	118,159	118,159	0	0
118340-00000	INTEGRATED PEST MANAGEMENT						
	Expense						
	Salaries - Faculty				90,907		
	Salaries - Non-Faculty				741,681		
	Operations and Maintenance				46,100		
	Account Total	0	0	878,688	878,688	0	0
118390-00000	PROGRAMMING FUNDS						
	Expense						
	Salaries - Non-Faculty				1,551,444		
	Operations and Maintenance				1,224,532		
	Account Total	0	0	2,775,976	2,775,976	0	0
118391-00000	COUNTY PROGRAMMING						
	Expense						
	Salaries - Non-Faculty				1,400,487		
	Operations and Maintenance				38,756		
	Account Total	0	0	1,439,243	1,439,243	0	0

Printed on a Xerox 9700 Laser Printing System at the Computing Services Center / Texas A&M University

Form: URGB01 (02/05/85)

Account	Description	Beginning Balance	Revenues	Net Allocations	Expenditures	Increase (Decrease)	Ending Balance
118400-00000	COUNTY EXTENSION-HEADQUARTERS						
	Expense						
	Operations and Maintenance				112,706		
	Account Total	0	0	112,706	112,706	0	0
118401-00000	DS01 - COUNTY EXTENSION AGENTS						
	Expense						
	Salaries - Non-Faculty				1,192,622		
	Account Total	0	0	1,192,622	1,192,622	0	0
118402-00000	DS02 - COUNTY EXTENSION AGENTS						
	Expense						
	Salaries - Non-Faculty				1,247,417		
	Account Total	0	0	1,247,417	1,247,417	0	0
118403-00000	DS03 - COUNTY EXTENSION AGENTS						
	Expense						
	Salaries - Non-Faculty				1,474,925		
	Account Total	0	0	1,474,925	1,474,925	0	0
118404-00000	DS04 - COUNTY EXTENSION AGENTS						
	Expense						
	Salaries - Non-Faculty				1,713,640		
	Account Total	0	0	1,713,640	1,713,640	0	0
118405-00000	DS05 - COUNTY EXTENSION AGENTS						
	Expense						
	Salaries - Non-Faculty				1,730,673		
	Account Total	0	0	1,730,673	1,730,673	0	0
118406-00000	DS06 - COUNTY EXTENSION AGENTS						
	Expense						
	Salaries - Non-Faculty				692,363		
	Account Total	0	0	692,363	692,363	0	0
118407-00000	DS07 - COUNTY EXTENSION AGENTS						
	Expense						
	Salaries - Non-Faculty				1,212,927		
	Account Total	0	0	1,212,927	1,212,927	0	0
118408-00000	DS08 - COUNTY EXTENSION AGENTS						
	Expense						
	Salaries - Non-Faculty				1,473,165		
	Account Total	0	0	1,473,165	1,473,165	0	0
118409-00000	DS09 - COUNTY EXTENSION AGENTS						
	Expense						
	Salaries - Non-Faculty				1,638,281		
	Account Total	0	0	1,638,281	1,638,281	0	0

Printed on a Xerox 9700 Laser Printing System at the Computing Services Center / Texas A&M University

Form: URGB01 (02/05/85)

Account	Description	Beginning Balance	Revenues	Net Allocations	Expenditures	Increase (Decrease)	Ending Balance
118410-00000	DS10 - COUNTY EXTENSION AGENTS						
	Expense						
	Salaries - Non-Faculty				1,687,530		
	Account Total	0	0	1,687,530	1,687,530	0	0
118411-00000	DS11 - COUNTY EXTENSION AGENTS						
	Expense						
	Salaries - Non-Faculty				1,199,387		
	Account Total	0	0	1,199,387	1,199,387	0	0
118412-00000	DS12 - COUNTY EXTENSION AGENTS						
	Expense						
	Salaries - Non-Faculty				1,140,505		
	Account Total	0	0	1,140,505	1,140,505	0	0
119810-00000	DEPARTMENT HEADS						
	Expense						
	Salaries - Faculty				625,232		
	Salaries - Non-Faculty				72,465		
	Account Total	0	0	697,697	697,697	0	0
119820-00000	AG & NR PROGRAMS						
	Expense						
	Salaries - Non-Faculty				207,734		
	Operations and Maintenance				52,405		
	Account Total	0	0	260,139	260,139	0	0
119830-00000	EXTENSION PROGRAM DEVELOPMENT						
	Expense						
	Salaries - Non-Faculty				1,084,144		
	Operations and Maintenance				613,316		
	Account Total	0	0	1,697,460	1,697,460	0	0
120000-00000	AG & ENVIRONMENTAL SAFETY						
	Expense						
	Salaries - Faculty				92,028		
	Salaries - Non-Faculty				83,041		
	Operations and Maintenance				1,780		
	Account Total	0	0	176,849	176,849	0	0
122000-00000	AGRICULTURAL ECONOMICS						
	Expense						
	Salaries - Faculty				1,057,036		
	Salaries - Non-Faculty				406,371		
	Operations and Maintenance				32,466		
	Account Total	0	0	1,495,873	1,495,873	0	0

Printed on a Xerox 9700 Laser Printing System at the Computing Services Center / Texas A&M University

Form: URGB01 (02/05/85)

Account	Description	Beginning Balance	Revenues	Net Allocations	Expenditures	Increase (Decrease)	Ending Balance
125000-00000	AGRICULTURAL EDUCATION						
	Expense						
	Salaries - Faculty				201,920		
	Salaries - Non-Faculty				412,293		
	Operations and Maintenance				2,719		
	Account Total	0	0	616,932	616,932	0	0
127000-00000	AGRICULTURAL ENGINEERING						
	Expense						
	Salaries - Faculty				478,614		
	Salaries - Non-Faculty				223,100		
	Operations and Maintenance				7,668		
	Account Total	0	0	709,382	709,382	0	0
128000-00000	WATER RESOURCES INSTITUTE						
	Expense						
	Salaries - Non-Faculty				17,540		
	Operations and Maintenance				15,723		
	Account Total	0	0	33,263	33,263	0	0
129000-00000	ANIMAL SCIENCE						
	Expense						
	Salaries - Faculty				994,699		
	Salaries - Non-Faculty				237,984		
	Operations and Maintenance				44,240		
	Account Total	0	0	1,276,923	1,276,923	0	0
130000-00000	NUTRITION						
	Expense						
	Salaries - Faculty				99,578		
	Salaries - Non-Faculty				114,001		
	Operations and Maintenance				12,718		
	Account Total	0	0	226,297	226,297	0	0
132000-00000	ECOSYSTEM SCIENCE AND MANAGEMENT						
	Expense						
	Salaries - Faculty				382,348		
	Salaries - Non-Faculty				138,105		
	Operations and Maintenance				68,747		
	Account Total	0	0	589,200	589,200	0	0
133000-00000	ENTOMOLOGY						
	Expense						
	Salaries - Faculty				818,053		
	Salaries - Non-Faculty				70,287		
	Operations and Maintenance				28,584		
	Account Total	0	0	916,924	916,924	0	0

Printed on a Xerox 9700 Laser Printing System at the Computing Services Center / Texas A&M University

Form: URGB01 (02/05/85)

Account	Description	Beginning Balance	Revenues	Net Allocations	Expenditures	Increase (Decrease)	Ending Balance
137000-00000	HORTICULTURAL SCIENCES						
	Expense						
	Salaries - Faculty				734,412		
	Salaries - Non-Faculty				442,427		
	Operations and Maintenance				60,330		
	Account Total	0	0	1,237,169	1,237,169	0	0
137010-00000	VITICULTURE						
	Expense						
	Salaries - Faculty				170,800		
	Salaries - Non-Faculty				305,091		
	Operations and Maintenance				241,229		
	Account Total	0	0	717,120	717,120	0	0
140000-00000	PLANT PATHOLOGY AND MICROBIOLOGY						
	Expense						
	Salaries - Faculty				538,640		
	Salaries - Non-Faculty				111,312		
	Operations and Maintenance				343		
	Account Total	0	0	650,295	650,295	0	0
142000-00000	POULTRY SCIENCE						
	Expense						
	Salaries - Faculty				229,860		
	Salaries - Non-Faculty				14,714		
	Operations and Maintenance				12,104		
	Account Total	0	0	256,678	256,678	0	0
146000-00000	RECREATION, PARK & TOURISM SCIENCES						
	Expense						
	Salaries - Faculty				219,385		
	Salaries - Non-Faculty				16,860		
	Operations and Maintenance				23,342		
	Account Total	0	0	259,587	259,587	0	0
149000-00000	INSTITUTE RENEWABLE & NATURAL RES						
	Expense						
	Salaries - Non-Faculty				235,498		
	Operations and Maintenance				54,803		
	Account Total	0	0	290,301	290,301	0	0
150000-00000	SOIL AND CROP SCIENCES						
	Expense						
	Salaries - Faculty				1,059,462		
	Salaries - Non-Faculty				373,218		
	Operations and Maintenance				24,358		
	Account Total	0	0	1,457,038	1,457,038	0	0

Printed on a Xerox 9700 Laser Printing System at the Computing Services Center / Texas A&M University

Form: URGB01 (02/05/85)

Account	Description	Beginning Balance	Revenues	Net Allocations	Expenditures	Increase (Decrease)	Ending Balance
152000-00000	IIAD - EXTENSION						
	Expense						
	Salaries - Faculty				71,075		
	Salaries - Non-Faculty				49,160		
	Operations and Maintenance				3		
	Account Total	0	0	120,238	120,238	0	0
154000-00000	WILDLIFE AND FISHERIES SCIENCES						
	Expense						
	Salaries - Faculty				292,733		
	Salaries - Non-Faculty				110,904		
	Operations and Maintenance				83,820		
	Account Total	0	0	487,457	487,457	0	0
155000-00000	4-H PROGRAM STAFF						
	Expense						
	Salaries - Faculty				258,354		
	Salaries - Non-Faculty				1,183,645		
	Operations and Maintenance				5,186		
	Account Total	0	0	1,447,185	1,447,185	0	0
155400-00000	4-H CENTER BROWNWOOD						
	Expense						
	Salaries - Non-Faculty				181,881		
	Account Total	0	0	181,881	181,881	0	0
156000-00000	AGRICULTURAL COMMUNICATIONS						
	Expense						
	Salaries - Non-Faculty				880,017		
	Operations and Maintenance				117,739		
	Account Total	0	0	997,756	997,756	0	0
156200-00000	EDUCATIONAL MATERIALS DISTRIBUTION						
	Expense						
	Salaries - Non-Faculty				186,881		
	Wages				11,686		
	Operations and Maintenance				8,780		
	Account Total	0	0	207,347	207,347	0	0
156220-00000	COPY SERVICES						
	Expense						
	Salaries - Non-Faculty				216,333		
	Operations and Maintenance				72		
	Account Total	0	0	216,405	216,405	0	0

Printed on a Xerox 9700 Laser Printing System at the Computing Services Center / Texas A&M University

Form: URGB01 (02/05/85)

Account	Description	Beginning Balance	Revenues	Net Allocations	Expenditures	Increase (Decrease)	Ending Balance
157000-00000	EXTENSION INFORMATION TECHNOLOGY						
	Expense						
	Salaries - Non-Faculty				1,486,450		
	Operations and Maintenance				18,536		
	Account Total	0	0	1,504,986	1,504,986	0	0
158000-00000	FAMILY & COMMUNITY HEALTH						
	Expense						
	Salaries - Faculty				185,494		
	Salaries - Non-Faculty				490,417		
	Operations and Maintenance				20,520		
	Account Total	0	0	696,431	696,431	0	0
159000-00000	COUNTY GOVERNMENT						
	Expense						
	Salaries - Non-Faculty				124,513		
	Operations and Maintenance				618		
	Account Total	0	0	125,131	125,131	0	0
160000-00000	LEADERSHIP PROGRAMS						
	Expense						
	Salaries - Non-Faculty				101,573		
	Operations and Maintenance				1,800		
	Account Total	0	0	103,373	103,373	0	0
185820-00000	WILDLIFE SERVICES						
	Expense						
	Salaries - Non-Faculty				2,517,366		
	Operations and Maintenance				696,619		
	Account Total	0	0	3,213,985	3,213,985	0	0
198137-49999	LICENSE PLATE- MASTER GARDENER						
	Revenue						
	Other Operating Inc		8,000				
	Expense						
	Operations and Maintenance				8,000		
	Account Total	0	8,000	0	8,000	0	0
198155-49999	LICENSE PLATE- 4-H						
	Revenue						
	Other Operating Inc		14,000				
	Expense						
	Operations and Maintenance				14,000		
	Account Total	0	14,000	0	14,000	0	0

Printed on a Xerox 9700 Laser Printing System at the Computing Services Center / Texas A&M University

Form: URGB01 (02/05/85)

Account	Description	Beginning Balance	Revenues	Net Allocations	Expenditures	Increase (Decrease)	Ending Balance
Functional and General Funds - Board Approved							
	Revenue						
	State Approp - Gene		44,054,523				
	State Approp - Bene		22,874,908				
	Federal Appropriati		13,404,685				
	Contracts and Grant		372,942				
	Other Operating Inc		22,000				
	Expense						
	Salaries - Faculty				9,631,906		
	Salaries - Non-Faculty				43,426,608		
	Wages				124,233		
	Benefits				25,584,318		
	Utilities				789,392		
	Operations and Maintenance				5,857,298		
	Grand Total	0	80,729,058	2,621,176	85,413,755	2,063,521-	2,063,521-

Printed on a Xerox 9700 Laser Printing System at the Computing Services Center / Texas A&M University

Form: URGB01 (02/05/85)

Account	Description	Beginning Balance	Revenues	Net Allocations	Expenditures	Increase (Decrease)	Ending Balance

****
* *
* BLANK PAGE *
* *
****

Printed on a Xerox 9700 Laser Printing System at the Computing Services Center / Texas A&M University

Form: URGB01 (02/05/85)

Account	Description	Beginning Balance	Revenues	Net Allocations	Expenditures	Increase (Decrease)	Ending Balance
210399-00000	STILES FARM PROGRAM SUPPORT						
	Revenue						
	Other Operating Inc		95,892				
	Expense						
	Salaries - Non-Faculty				67,626		
	Benefits				22,000		
	Operations and Maintenance				3,740		
	Account Total	0	95,892	0	93,366	2,526	2,526
210406-00000	SPECIAL ACTIVITIES ACCOUNT						
	Revenue						
	Sales and Services		330,840				
	Investment Income		556,291				
	Other Operating Inc		4,543				
	Expense						
	Salaries - Non-Faculty				95,402		
	Benefits				30,000		
	Operations and Maintenance				625,569		
	Account Total	1,900,000	891,674	304,001-	750,971	163,298-	1,736,702
210410-00000	COST RECOVERY						
	Revenue						
	Sales and Services		1,204,148				
	Account Total	1,750,000	1,204,148	0	0	1,204,148	2,954,148
210415-00000	CONFERENCE SERVICES						
	Revenue						
	Sales and Services		23,897				
	Expense						
	Salaries - Non-Faculty				113,528		
	Benefits				36,612		
	Operations and Maintenance				2,122		
	Account Total	0	23,897	128,365	152,262	0	0
210417-00000	PUF ACQUISITONS						
	Expense						
	Equipment (Capitalized)				524,000		
	Account Total	425,000	0	600,000	524,000	76,000	501,000
210425-00000	SOUTH CAMPUS						
	Expense						
	Operations and Maintenance				175,636		
	Account Total	0	0	175,636	175,636	0	0
210430-00000	RESOURCE ALLOCATION PROGRAM-RAP						
	Expense						
	Operations and Maintenance				5,000		
	Account Total	5,000	0	0	5,000	5,000-	0

Printed on a Xerox 9700 Laser Printing System at the Computing Services Center / Texas A&M University

Form: URGB01 (02/05/85)

Account	Description	Beginning Balance	Revenues	Net Allocations	Expenditures	Increase (Decrease)	Ending Balance
210550-00000	ADMN - ERC FUNDS						
	Revenue						
	Sales and Services		21,910				
	Expense						
	Operations and Maintenance				35,936		
	Account Total	24,050	21,910	0	35,936	14,026-	10,024
210700-00000	INDIRECT COSTS RECOVERIES						
	Revenue						
	Contracts and Grant		3,800,000				
	Expense						
	Salaries - Non-Faculty				248,876		
	Wages				20,235		
	Benefits				80,000		
	Operations and Maintenance				2,659,401		
	Equipment (Capitalized)				280,000		
	Account Total	3,800,000	3,800,000	0	3,288,512	511,488	4,311,488
210902-00000	EXT EDUC - D STEELE						
	Expense						
	Wages				15,377		
	Benefits				3,545		
	Operations and Maintenance				129,976		
	Account Total	425,000	0	0	148,898	148,898-	276,102
210910-00000	EXT EDUCATIONAL PROGRAMMING						
	Expense						
	Wages				10,538		
	Operations and Maintenance				283,182		
	Account Total	925,000	0	0	293,720	293,720-	631,280
211411	AGENCY GIP- SYSTEM						
	Expense						
	Benefits				341,000		
	Account Total	401,000	0	0	341,000	341,000-	60,000
214700-00000	HUMAN SCIENCE - PROGRAM DEV FUNDS						
	Revenue						
	Sales and Services		46,267				
	Expense						
	Wages				6,210		
	Benefits				932		
	Operations and Maintenance				279,912		
	Account Total	1,400,000	46,267	0	287,054	240,787-	1,159,213

Printed on a Xerox 9700 Laser Printing System at the Computing Services Center / Texas A&M University

Form: URGB01 (02/05/85)

Account	Description	Beginning Balance	Revenues	Net Allocations	Expenditures	Increase (Decrease)	Ending Balance
215550-00000	AGNR - ERC FUNDS						
	Revenue						
	Gifts		10,000				
	Sales and Services		7,284				
	Expense						
	Wages				13,547		
	Benefits				1,151		
	Operations and Maintenance				9,458		
	Account Total	400,000	17,284	0	24,156	6,872-	393,128
218550-00000	COUNTY PROGRAMS - ERC FUNDS						
	Revenue						
	Sales and Services		9,900				
	Expense						
	Operations and Maintenance				29,881		
	Account Total	65,000	9,900	0	29,881	19,981-	45,019
218719-00000	MILT- PRGM DEVELOPMENT FUNDS						
	Expense						
	Operations and Maintenance				7,937		
	Account Total	100,000	0	0	7,937	7,937-	92,063
220888-00000	AGCH-DESIGNATED PRGM-BUDGET ONLY						
	Revenue						
	Gifts		10,000				
	Sales and Services		413,327				
	Expense						
	Salaries - Faculty				69,988		
	Salaries - Non-Faculty				34,059		
	Wages				11,379		
	Benefits				35,000		
	Operations and Maintenance				184,477		
	Account Total	325,000	423,327	0	334,903	88,424	413,424
222888-00000	AGEC DESIGNATED PRGM- BUDGET ONLY						
	Revenue						
	Gifts		160,000				
	Sales and Services		30,574				
	Investment Income		3,706				
	Expense						
	Salaries - Faculty				79,627		
	Salaries - Non-Faculty				21,136		
	Wages				11,405		
	Benefits				34,424		
	Operations and Maintenance				56,320		
	Account Total	325,000	194,280	0	202,912	8,632-	316,368

Printed on a Xerox 9700 Laser Printing System at the Computing Services Center / Texas A&M University

Form: URGB01 (02/05/85)

Account	Description	Beginning Balance	Revenues	Net Allocations	Expenditures	Increase (Decrease)	Ending Balance
225888-00000	AGED DESIGNATED PRGM- BUDGET ONLY						
	Revenue						
	Sales and Services		79,850				
	Expense						
	Salaries - Faculty				29,203		
	Wages				4,485		
	Benefits				8,138		
	Operations and Maintenance				28,381		
	Account Total	145,000	79,850	0	70,207	9,643	154,643
227888-00000	AGEN DESIGNATED PRGM- BUDGET ONLY						
	Revenue						
	Sales and Services		137,088				
	Expense						
	Salaries - Faculty				30,275		
	Salaries - Non-Faculty				29,895		
	Wages				18,918		
	Benefits				18,281		
	Operations and Maintenance				93,626		
	Account Total	250,000	137,088	0	190,995	53,907-	196,093
228888-00000	TWAR DESIGNATED PRGM- BUDGET ONLY						
	Expense						
	Operations and Maintenance				2,415		
	Account Total	300,000	0	0	2,415	2,415-	297,585
229888-00000	ANSC DESIGNATED PRGM- BUDGET ONLY						
	Revenue						
	Gifts		138,232				
	Sales and Services		308,836				
	Expense						
	Salaries - Faculty				103,821		
	Salaries - Non-Faculty				32,891		
	Wages				62,481		
	Benefits				45,000		
	Scholarships				5,213		
	Operations and Maintenance				239,903		
	Account Total	725,000	447,068	0	489,309	42,241-	682,759
230710-00000	BLTX - PROGRAM DEVELOPMENT FUNDS						
	Expense						
	Operations and Maintenance				25,000		
	Account Total	80,000	0	0	25,000	25,000-	55,000

Printed on a Xerox 9700 Laser Printing System at the Computing Services Center / Texas A&M University

Form: URGB01 (02/05/85)

Account	Description	Beginning Balance	Revenues	Net Allocations	Expenditures	Increase (Decrease)	Ending Balance
230888-00000	NUTR DESIGNATED PRGM- BUDGET ONLY						
	Revenue						
	Sales and Services		174,954				
	Expense						
	Salaries - Faculty				13,350		
	Salaries - Non-Faculty				32,352		
	Wages				7,280		
	Benefits				15,000		
	Operations and Maintenance				167,883		
	Account Total	550,000	174,954	0	235,865	60,911-	489,089
232888-00000	ESSM DESIGNATED PRGM- BUDGET ONLY						
	Revenue						
	Gifts		86,700				
	Sales and Services		3,582				
	Expense						
	Salaries - Faculty				13,481		
	Salaries - Non-Faculty				10,608		
	Wages				1,360		
	Benefits				8,100		
	Operations and Maintenance				64,911		
	Account Total	650,000	90,282	0	98,460	8,178-	641,822
233888-00000	ENTO DESIGNATED PRGM- BUDGET ONLY						
	Revenue						
	Gifts		204,595				
	Sales and Services		50,641				
	Expense						
	Salaries - Faculty				45,191		
	Salaries - Non-Faculty				75,555		
	Wages				83,968		
	Benefits				37,000		
	Scholarships				10,000		
	Operations and Maintenance				121,425		
	Account Total	1,100,000	255,236	0	373,139	117,903-	982,097
237888-00000	HORT DESIGNATED PRGM- BUDGET ONLY						
	Revenue						
	Gifts		137,259				
	Sales and Services		318,304				
	Expense						
	Salaries - Faculty				35,252		
	Salaries - Non-Faculty				95,901		
	Wages				44,134		
	Benefits				40,000		
	Utilities				3,850		
	Operations and Maintenance				182,865		
	Account Total	375,000	455,563	0	402,002	53,561	428,561

Printed on a Xerox 9700 Laser Printing System at the Computing Services Center / Texas A&M University

Form: URGB01 (02/05/85)

Account	Description	Beginning Balance	Revenues	Net Allocations	Expenditures	Increase (Decrease)	Ending Balance
240888-00000	PLPM DESIGNATED PRGM- BUDGET ONLY						
	Revenue						
	Gifts		158,197				
	Sales and Services		82,293				
	Expense						
	Salaries - Faculty				57,801		
	Salaries - Non-Faculty				29,482		
	Wages				5,863		
	Benefits				28,000		
	Utilities				285		
	Operations and Maintenance				127,633		
	Account Total	475,000	240,490	0	249,064	8,574-	466,426
242888-00000	POSC DESIGNATED PRGM- BUDGET ONLY						
	Revenue						
	Gifts		4,000				
	Sales and Services		216,524				
	Expense						
	Salaries - Non-Faculty				48,677		
	Wages				13,902		
	Benefits				13,000		
	Operations and Maintenance				143,483		
	Equipment (Capitalized)				50,000		
	Account Total	230,000	220,524	0	269,062	48,538-	181,462
246888-00000	REPK DESIGNATED PRGM- BUDGET ONLY						
	Revenue						
	Sales and Services		42,795				
	Expense						
	Salaries - Faculty				12,752		
	Salaries - Non-Faculty				15,020		
	Wages				5,310		
	Benefits				9,277		
	Operations and Maintenance				85,531		
	Account Total	150,000	42,795	0	127,890	85,095-	64,905
249888-00000	IRNR DESIGNATED PRGM- BUDGET ONLY						
	Revenue						
	Sales and Services		4,583				
	Expense						
	Salaries - Non-Faculty				24,227		
	Wages				5,423		
	Benefits				8,905		
	Operations and Maintenance				79,599		
	Account Total	360,000	4,583	0	118,154	113,571-	246,429

Printed on a Xerox 9700 Laser Printing System at the Computing Services Center / Texas A&M University

Form: URGB01 (02/05/85)

Account	Description	Beginning Balance	Revenues	Net Allocations	Expenditures	Increase (Decrease)	Ending Balance
250888-00000	SCSC DESIGNATED PRGM- BUDGET ONLY						
	Revenue						
	Gifts		386,100				
	Sales and Services		729,805				
	Investment Income		8,178				
	Expense						
	Salaries - Faculty				123,191		
	Salaries - Non-Faculty				329,637		
	Wages				107,891		
	Benefits				150,000		
	Scholarships				24,876		
	Operations and Maintenance				385,856		
	Equipment (Capitalized)				42,000		
	Account Total	1,400,000	1,124,083	0	1,163,451	39,368-	1,360,632
252888-00000	IIAD DESIGNATED PRGM- BUDGET ONLY						
	Revenue						
	Sales and Services		98,929				
	Expense						
	Salaries - Faculty				4,301		
	Salaries - Non-Faculty				11,468		
	Wages				7,442		
	Benefits				4,498		
	Operations and Maintenance				64,115		
	Account Total	90,000	98,929	0	91,824	7,105	97,105
254888-00000	WFSC DESIGNATED PRGM- BUDGET ONLY						
	Revenue						
	Gifts		15,172				
	Sales and Services		338,498				
	Investment Income		18,709				
	Expense						
	Operations and Maintenance				224,246		
	Account Total	475,000	372,379	0	224,246	148,133	623,133
255888-00000	FOUR DESIGNATED PRGM- BUDGET ONLY						
	Revenue						
	Gifts		72,850				
	Sales and Services		2,677,365				
	Expense						
	Salaries - Non-Faculty				295,772		
	Wages				141,222		
	Benefits				95,000		
	Utilities				107,145		
	Operations and Maintenance				1,663,573		
	Account Total	1,972,000	2,750,215	0	2,302,712	447,503	2,419,503

Printed on a Xerox 9700 Laser Printing System at the Computing Services Center / Texas A&M University

Form: URGB01 (02/05/85)

Account	Description	Beginning Balance	Revenues	Net Allocations	Expenditures	Increase (Decrease)	Ending Balance
256888-00000	AGCO - BUDGET ONLY						
	Expense						
	Operations and Maintenance				15,000		
	Account Total	15,000	0	0	15,000	15,000-	0
257888-00000	AIT DESIGNATED PRGM- BUDGET ONLY						
	Revenue						
	Other Operating Inc		241,569				
	Expense						
	Operations and Maintenance				173,422		
	Account Total	50,000	241,569	0	173,422	68,147	118,147
258888-00000	FDRM DESIGNATED PRGM- BUDGET ONLY						
	Revenue						
	Gifts		25,500				
	Sales and Services		246,804				
	Expense						
	Salaries - Faculty				73,200		
	Salaries - Non-Faculty				87,987		
	Wages				37,713		
	Benefits				50,000		
	Operations and Maintenance				40,285		
	Account Total	2,500,000	272,304	0	289,185	16,881-	2,483,119
259888-00000	VGYI- DESIGNATED PRGM-BUDGET ONLY						
	Revenue						
	Sales and Services		309,046				
	Expense						
	Salaries - Non-Faculty				14,214		
	Wages				6,886		
	Benefits				4,000		
	Operations and Maintenance				215,999		
	Account Total	0	309,046	0	241,099	67,947	67,947
259999-00000	VGYI - UNRESTRICTED CONTRIBUTIONS						
	Account Total	550,000	0	0	0	0	550,000
260999-00000	TALL- UNRESTRICTED CONTRIBUTION						
	Revenue						
	Gifts		53,585				
	Expense						
	Salaries - Non-Faculty				26,737		
	Benefits				7,333		
	Operations and Maintenance				6,438		
	Account Total	30,000	53,585	0	40,508	13,077	43,077

Printed on a Xerox 9700 Laser Printing System at the Computing Services Center / Texas A&M University

Form: URGB01 (02/05/85)

Account	Description	Beginning Balance	Revenues	Net Allocations	Expenditures	Increase (Decrease)	Ending Balance
261888	CIAP DESIGNATED PRGM- BUDGET ONLY						
	Revenue						
	Sales and Services		16,460				
	Expense						
	Operations and Maintenance				6,189		
	Account Total	165,000	16,460	0	6,189	10,271	175,271
271100-00000	DS01 WORKSHOP						
	Revenue						
	Sales and Services		428				
	Expense						
	Operations and Maintenance				46,259		
	Account Total	45,831	428	0	46,259	45,831-	0
272100-00000	DS02 - DISTRICT WORKSHOPS						
	Revenue						
	Sales and Services		5,256				
	Expense						
	Operations and Maintenance				46,435		
	Account Total	41,179	5,256	0	46,435	41,179-	0
273100-00000	DS03 - DISTRICT WORSKHOPS						
	Revenue						
	Sales and Services		4,297				
	Expense						
	Operations and Maintenance				44,789		
	Account Total	40,492	4,297	0	44,789	40,492-	0
274100-00000	DS04 - WORKSHOPS						
	Revenue						
	Sales and Services		43,935				
	Expense						
	Operations and Maintenance				134,107		
	Account Total	90,172	43,935	0	134,107	90,172-	0
275100-00000	DS05 - DISTRICT WORKSHOPS						
	Revenue						
	Sales and Services		4,209				
	Expense						
	Operations and Maintenance				42,256		
	Account Total	38,047	4,209	0	42,256	38,047-	0
276100-00000	DS06 - DISTRICT WORKSHOPS						
	Revenue						
	Sales and Services		10,815				
	Expense						
	Operations and Maintenance				54,989		
	Account Total	44,174	10,815	0	54,989	44,174-	0

Printed on a Xerox 9700 Laser Printing System at the Computing Services Center / Texas A&M University

Form: URGB01 (02/05/85)

Account	Description	Beginning Balance	Revenues	Net Allocations	Expenditures	Increase (Decrease)	Ending Balance
277100-00000	DS07 - DISTRICT WORKSHOPS						
	Revenue						
	Sales and Services		2,466				
	Expense						
	Wages				34,000		
	Benefits				2,380		
	Utilities				1,440		
	Operations and Maintenance				59,796		
	Account Total	130,000	2,466	0	97,616	95,150-	34,850
278100-00000	DS08 - DISTRICT WORKSHOPS						
	Revenue						
	Sales and Services		2,779				
	Expense						
	Operations and Maintenance				33,716		
	Account Total	30,937	2,779	0	33,716	30,937-	0
279100-00000	DS09 - DISTRICT WORKSHOPS						
	Revenue						
	Sales and Services		3,804				
	Expense						
	Wages				684		
	Operations and Maintenance				38,975		
	Account Total	35,855	3,804	0	39,659	35,855-	0
280100-00000	DS10 - DISTRICT WORKSHOPS						
	Revenue						
	Sales and Services		79,911				
	Expense						
	Operations and Maintenance				140,009		
	Account Total	299,568	79,911	0	140,009	60,098-	239,470
280999-00000	DS10 - UNRESTRICTED CONTRIBUTIONS						
	Revenue						
	Gifts		23,865				
	Account Total	0	23,865	0	0	23,865	23,865
281100-00000	DS11 - DISTRICT WORKSHOPS						
	Revenue						
	Sales and Services		1,208				
	Expense						
	Wages				18,911		
	Benefits				1,300		
	Operations and Maintenance				59,917		
	Account Total	79,226	1,208	0	80,128	78,920-	306

Printed on a Xerox 9700 Laser Printing System at the Computing Services Center / Texas A&M University

Form: URGB01 (02/05/85)

Account	Description	Beginning Balance	Revenues	Net Allocations	Expenditures	Increase (Decrease)	Ending Balance
282100-00000	DS12 - DISTRICT WORKSHOPS						
	Revenue						
	Sales and Services		25,527				
	Expense						
	Operations and Maintenance				74,263		
	Account Total	55,000	25,527	0	74,263	48,736-	6,264
285888-00000	WDMS- BUDGET ONLY						
	Revenue						
	Sales and Services		19,911				
	Expense						
	Operations and Maintenance				24,855		
	Equipment (Capitalized)				55,000		
	Account Total	75,000	19,911	0	79,855	59,944-	15,056

Printed on a Xerox 9700 Laser Printing System at the Computing Services Center / Texas A&M University

Form: URGB01 (02/05/85)

Account	Description	Beginning Balance	Revenues	Net Allocations	Expenditures	Increase (Decrease)	Ending Balance
Designated Funds - Board Approved							
	Revenue						
	Contracts and Grant		3,800,000				
	Gifts		1,486,055				
	Sales and Services		8,129,050				
	Investment Income		586,884				
	Other Operating Inc		342,004				
	Expense						
	Salaries - Faculty				691,433		
	Salaries - Non-Faculty				1,741,050		
	Wages				696,564		
	Benefits				1,129,876		
	Utilities				112,720		
	Scholarships				40,089		
	Operations and Maintenance				9,446,691		
	Equipment (Capitalized)				951,000		
	Grand Total	25,912,531	14,343,993	600,000	14,809,423	134,570	26,047,101

Printed on a Xerox 9700 Laser Printing System at the Computing Services Center / Texas A&M University

Form: URGB01 (02/05/85)

Account	Description	Beginning Balance	Revenues	Net Allocations	Expenditures	Increase (Decrease)	Ending Balance
210440-00000	FLEET SERVICE CENTER						
	Revenue						
	Sales and Services		818,000				
	Other Operating Inc		45,000				
	Expense						
	Operations and Maintenance				887,000		
	Account Total	100,000	863,000	0	887,000	24,000-	76,000
210445-00000	FLEET - VEHICLE RESERVE						
	Account Total	376,154	0	0	0	0	376,154
211000-00000	UCI RESERVE - LOCAL FUNDS						
	Revenue						
	Sales and Services		64,535				
	Expense						
	Benefits				64,535		
	Account Total	50,000	64,535	0	64,535	0	50,000
211005-00000	SERVICE CENTER - LUMP SUM PAYMENTS						
	Revenue						
	Sales and Services		197,659				
	Expense						
	Wages				200,000		
	Benefits				16,125		
	Account Total	57,000	197,659	0	216,125	18,466-	38,534
256440	COPY SERVICE CENTER						
	Revenue						
	Sales and Services		529,900				
	Expense						
	Operations and Maintenance				510,800		
	Account Total	100,000	529,900	0	510,800	19,100	119,100
256445	COPY SERVICE CENTER RESERVE						
	Account Total	120,000	0	0	0	0	120,000
257440	COMPUTER SERVICE CENTER						
	Revenue						
	Sales and Services		98,500				
	Expense						
	Salaries - Non-Faculty				7,575		
	Benefits				3,048		
	Operations and Maintenance				87,877		
	Account Total	0	98,500	0	98,500	0	0

Printed on a Xerox 9700 Laser Printing System at the Computing Services Center / Texas A&M University

Form: URGB01 (02/05/85)

Account	Description	Beginning Balance	Revenues	Net Allocations	Expenditures	Increase (Decrease)	Ending Balance
Designated Service Departments - Board Approved							
	Revenue						
	Sales and Services		1,708,594				
	Other Operating Inc		45,000				
	Expense						
	Salaries - Non-Faculty				7,575		
	Wages				200,000		
	Benefits				83,708		
	Operations and Maintenance				1,485,677		
	Grand Total	803,154	1,753,594	0	1,776,960	23,366-	779,788

Printed on a Xerox 9700 Laser Printing System at the Computing Services Center / Texas A&M University

Form: URGB01 (02/05/85)

Account	Description	Beginning Balance	Revenues	Net Allocations	Expenditures	Increase (Decrease)	Ending Balance

This section not used.

Printed on a Xerox 9700 Laser Printing System at the Computing Services Center / Texas A&M University

Form: URGB01 (02/05/85)

Account	Description	Beginning Balance	Revenues	Net Allocations	Expenditures	Increase (Decrease)	Ending Balance

****
* *
* BLANK PAGE *
* *
****

Printed on a Xerox 9700 Laser Printing System at the Computing Services Center / Texas A&M University

Form: URGB01 (02/05/85)

Account	Description	Beginning Balance	Revenues	Net Allocations	Expenditures	Increase (Decrease)	Ending Balance
418888	COUNTY PRGMS- RESTR BUDGET ONLY						
	Revenue						
	Contracts and Grant		747,506				
	Expense						
	Salaries - Non-Faculty				585,000		
	Benefits				162,506		
	Account Total	0	747,506	0	747,506	0	0
424180-00000	BETTER LIVING FOR TEXANS '18						
	Revenue						
	Contracts and Grant		5,542,239				
	Expense						
	Salaries - Faculty				32,892		
	Salaries - Non-Faculty				3,437,207		
	Wages				100,384		
	Benefits				1,352,576		
	Operations and Maintenance				619,180		
	Account Total	0	5,542,239	0	5,542,239	0	0
449888	IRNR RESTRICTED PRGM- BUDGET ONLY						
	Revenue						
	Federal Appropriati		98,593				
	Contracts and Grant		2,837,199				
	Expense						
	Salaries - Non-Faculty				1,262,785		
	Wages				68,122		
	Benefits				456,522		
	Operations and Maintenance				1,148,363		
	Account Total	0	2,935,792	0	2,935,792	0	0
454570-68003	FY18-19 - AGRILIFE RESEARCH SEABURY						
	Revenue						
	Contracts and Grant		457,000				
	Expense						
	Salaries - Non-Faculty				74,955		
	Wages				15,000		
	Benefits				25,478		
	Operations and Maintenance				341,567		
	Account Total	0	457,000	0	457,000	0	0
461888	CIAP RESTRICTED PRGM- BUDGET ONLY						
	Revenue						
	Contracts and Grant		360,000				
	Expense						
	Salaries - Non-Faculty				30,300		
	Wages				10,000		
	Benefits				9,395		
	Operations and Maintenance				310,305		
	Account Total	0	360,000	0	360,000	0	0

Printed on a Xerox 9700 Laser Printing System at the Computing Services Center / Texas A&M University

Form: URGB01 (02/05/85)

Account	Description	Beginning Balance	Revenues	Net Allocations	Expenditures	Increase (Decrease)	Ending Balance
485888	WDMS-RESTRICTED PRGM- BUDGET ONLY						
	Revenue						
	Contracts and Grant		4,100,000				
	Expense						
	Salaries - Faculty				65,000		
	Salaries - Non-Faculty				2,484,203		
	Wages				25,000		
	Benefits				925,000		
	Operations and Maintenance				600,797		
	Account Total	0	4,100,000	0	4,100,000	0	0
522888	AGEC-RESTRICTED PRGM-BUDGET ONLY						
	Revenue						
	Contracts and Grant		700,000				
	Expense						
	Salaries - Faculty				34,257		
	Salaries - Non-Faculty				262,521		
	Wages				15,644		
	Benefits				80,810		
	Scholarships				15,000		
	Operations and Maintenance				291,768		
	Account Total	0	700,000	0	700,000	0	0
525888	AGED-RESTRICTED PRGM-BUDGET ONLY						
	Revenue						
	Contracts and Grant		90,000				
	Expense						
	Salaries - Non-Faculty				59,489		
	Wages				13,850		
	Benefits				16,661		
	Account Total	0	90,000	0	90,000	0	0
526400-00000	FT. SAM MILITARY LIFE SKILLS SUBSTA						
	Revenue						
	Contracts and Grant		337,807				
	Expense						
	Salaries - Non-Faculty				260,564		
	Benefits				72,372		
	Operations and Maintenance				4,871		
	Account Total	0	337,807	0	337,807	0	0

Printed on a Xerox 9700 Laser Printing System at the Computing Services Center / Texas A&M University

Form: URGB01 (02/05/85)

Account	Description	Beginning Balance	Revenues	Net Allocations	Expenditures	Increase (Decrease)	Ending Balance
527888	AGEN-RESTRICTED PRGM-BUDGET ONLY						
	Revenue						
	Contracts and Grant		237,220				
	Expense						
	Salaries - Non-Faculty				67,268		
	Wages				24,710		
	Benefits				17,750		
	Scholarships				29,074		
	Operations and Maintenance				98,418		
	Account Total	0	237,220	0	237,220	0	0
528888	TWAR- RESTRICTED BUDGET ONLY						
	Revenue						
	Contracts and Grant		127,228				
	Expense						
	Salaries - Non-Faculty				22,473		
	Wages				9,504		
	Benefits				7,353		
	Operations and Maintenance				87,898		
	Account Total	0	127,228	0	127,228	0	0
529888	ANSC- RESTRICTED BUDGET ONLY						
	Revenue						
	Contracts and Grant		75,000				
	Expense						
	Wages				15,000		
	Operations and Maintenance				60,000		
	Account Total	0	75,000	0	75,000	0	0
533888	ENTO RESTRICTED PRGM- BUDGET ONLY						
	Revenue						
	Contracts and Grant		700,693				
	Expense						
	Salaries - Faculty				11,800		
	Salaries - Non-Faculty				275,645		
	Wages				77,710		
	Benefits				80,000		
	Operations and Maintenance				255,538		
	Account Total	0	700,693	0	700,693	0	0

Printed on a Xerox 9700 Laser Printing System at the Computing Services Center / Texas A&M University

Form: URGB01 (02/05/85)

Account	Description	Beginning Balance	Revenues	Net Allocations	Expenditures	Increase (Decrease)	Ending Balance
537888	HORT- RESTRICTED BUDGET ONLY						
	Revenue						
	Contracts and Grant		628,024				
	Expense						
	Salaries - Faculty				25,120		
	Salaries - Non-Faculty				116,079		
	Wages				77,617		
	Benefits				37,932		
	Operations and Maintenance				371,276		
	Account Total	0	628,024	0	628,024	0	0
540888	PLPM- RESTRICTED BUDGET ONLY						
	Revenue						
	Contracts and Grant		886,598				
	Expense						
	Salaries - Non-Faculty				464,270		
	Wages				80,829		
	Benefits				138,458		
	Operations and Maintenance				203,041		
	Account Total	0	886,598	0	886,598	0	0
542888	POSC- RESTRICTED BUDGET ONLY						
	Revenue						
	Contracts and Grant		145,549				
	Expense						
	Salaries - Non-Faculty				7,190		
	Wages				50,746		
	Benefits				2,166		
	Operations and Maintenance				85,447		
	Account Total	0	145,549	0	145,549	0	0
546888	REPK RESTRICTED PRGM- BUDGET ONLY						
	Revenue						
	Contracts and Grant		600,000				
	Expense						
	Salaries - Non-Faculty				444,400		
	Wages				20,000		
	Benefits				135,000		
	Operations and Maintenance				600		
	Account Total	0	600,000	0	600,000	0	0

Printed on a Xerox 9700 Laser Printing System at the Computing Services Center / Texas A&M University

Form: URGB01 (02/05/85)

Account	Description	Beginning Balance	Revenues	Net Allocations	Expenditures	Increase (Decrease)	Ending Balance
550888	SCSC RESTRICTED PRGM- BUDGET ONLY						
	Revenue						
	Contracts and Grant		1,722,717				
	Expense						
	Salaries - Faculty				26,065		
	Salaries - Non-Faculty				881,000		
	Wages				59,434		
	Benefits				242,296		
	Scholarships				1,926		
	Operations and Maintenance				511,996		
	Account Total	0	1,722,717	0	1,722,717	0	0
552888	IIAD- RESTRICTED BUDGET ONLY						
	Revenue						
	Contracts and Grant		45,000				
	Expense						
	Salaries - Non-Faculty				24,240		
	Benefits				6,200		
	Operations and Maintenance				14,560		
	Account Total	0	45,000	0	45,000	0	0
554888	WFSC- RESTRICTED BUDGET ONLY						
	Revenue						
	Contracts and Grant		445,000				
	Expense						
	Salaries - Faculty				20,200		
	Salaries - Non-Faculty				186,850		
	Wages				35,000		
	Benefits				62,000		
	Operations and Maintenance				140,950		
	Account Total	0	445,000	0	445,000	0	0
555888	FOUR RESTRICTED PRGM- BUDGET ONLY						
	Revenue						
	Contracts and Grant		2,032,306				
	Expense						
	Salaries - Non-Faculty				1,200,000		
	Wages				100,000		
	Benefits				432,000		
	Operations and Maintenance				300,306		
	Account Total	0	2,032,306	0	2,032,306	0	0

Printed on a Xerox 9700 Laser Printing System at the Computing Services Center / Texas A&M University

Form: URGB01 (02/05/85)

Account	Description	Beginning Balance	Revenues	Net Allocations	Expenditures	Increase (Decrease)	Ending Balance
558888	FDRM RESTRICTED PRGM- BUDGET ONLY						
	Revenue						
	Contracts and Grant		4,173,004				
	Expense						
	Salaries - Faculty				274,728		
	Salaries - Non-Faculty				1,776,768		
	Wages				390,408		
	Benefits				739,000		
	Operations and Maintenance				992,100		
	Account Total	0	4,173,004	0	4,173,004	0	0
586888	ESPE-RESTRICTED PRGM-BUDGET ONLY						
	Revenue						
	Contracts and Grant		163,596				
	Expense						
	Salaries - Faculty				19,989		
	Salaries - Non-Faculty				28,223		
	Wages				20,911		
	Benefits				15,000		
	Operations and Maintenance				79,473		
	Account Total	0	163,596	0	163,596	0	0
611700-00000	FES EMPL. RETIREMENT MATCHING						
	Expense						
	Benefits				150,539		
	Account Total	300,000	0	0	150,539	150,539-	149,461
618400-00000	EXPANDED NUTRITION PROGRAM						
	Revenue						
	Federal Appropriati		4,330,575				
	Expense						
	Salaries - Faculty				20,209		
	Salaries - Non-Faculty				2,851,733		
	Wages				59,358		
	Benefits				900,000		
	Utilities				25,688		
	Operations and Maintenance				746,565		
	Account Total	0	4,330,575	0	4,603,553	272,978-	272,978-

Printed on a Xerox 9700 Laser Printing System at the Computing Services Center / Texas A&M University

Form: URGB01 (02/05/85)

Account	Description	Beginning Balance	Revenues	Net Allocations	Expenditures	Increase (Decrease)	Ending Balance
Restricted Funds - Board Approved							
	Revenue						
	Federal Appropriati		4,429,168				
	Contracts and Grant		27,153,686				
	Expense						
	Salaries - Faculty				530,260		
	Salaries - Non-Faculty				16,803,163		
	Wages				1,269,227		
	Benefits				6,067,014		
	Utilities				25,688		
	Scholarships				46,000		
	Operations and Maintenance				7,265,019		
	Grand Total	300,000	31,582,854	0	32,006,371	423,517-	123,517-

Printed on a Xerox 9700 Laser Printing System at the Computing Services Center / Texas A&M University

Form: URGB01 (02/05/85)

Account	Description	Beginning Balance	Revenues	Net Allocations	Expenditures	Increase (Decrease)	Ending Balance

****
* *
* BLANK PAGE *
* *
****

Printed on a Xerox 9700 Laser Printing System at the Computing Services Center / Texas A&M University

Form: URGB01 (02/05/85)

Account	Description	Beginning Balance	Revenues	Net Allocations	Expenditures	Increase (Decrease)	Ending Balance

This section not used.

Printed on a Xerox 9700 Laser Printing System at the Computing Services Center / Texas A&M University

Form: URGB01 (02/05/85)

Account	Description	Beginning Balance	Revenues	Net Allocations	Expenditures	Increase (Decrease)	Ending Balance

****
*   *
* BLANK PAGE *
*   *
****

Printed on a Xerox 9700 Laser Printing System at the Computing Services Center / Texas A&M University

Form: URGB01 (02/05/85)

CC	Account	Transaction Description	- Offset - CC	Account	Amount	-------- Actual Entry --------- ---- From ----- CC	Account	----- To ------ CC	Account	Feed	Mand
07	011000	STATE BASIC AID									
			06	011100	341,176.00	06	011100	07	011000	N	
		HST-AG CONTRACT	23	018300	2,280,000.00	23	018300	07	011000	N	
		** Increase in Fund Balance **			2,621,176.00						
07	021000	ADMINISTRATION - DESIG									
		ALLOCATE	07	021040	600,000.00-	07	021000	07	210417-00000	Y	
		DEBT SERVICE FY 19	01	088807	279,400.00-	07	021000	01	088807	N	Y
		** Decrease in Fund Balance **			879,400.00-						
07	021040	PUF ACQUISITIONS GL									
		ALLOCATE	07	021000	600,000.00	07	021000	07	210417-00000	Y	
		AGRILIFE EXT PUF EQUIP ALLOC	01	080710	600,000.00	01	080710	07	021040	N	
		** Increase in Fund Balance **			1,200,000.00						

Printed on a Xerox 9700 Laser Printing System at the Computing Services Center / Texas A&M University

CC	Account	Transaction Description	- Offset - CC	Account	Amount	Actual Entry From CC	Account	To CC	Account	Feed	Mand

BLANK PAGE

Form: URGB01 (02/05/85)
Printed on a Xerox 9700 Laser Printing System at the Computing Services Center / Texas A&M University

Form: URGB01 (02/05/85)

CC	Account	Transaction Description	Offset CC	Offset Account	Amount	Actual Entry From CC	Actual Entry From Account	Actual Entry To CC	Actual Entry To Account	Feed	Mand
07	011000	STATE BASIC AID									
		ALLOCATE	07	101000-00000	44,054,523.00	07	101000-00000	07	119700-00000	Y	
		ALLOCATE	07	101001-00000	13,313,464.00	07	101001-00000	07	119700-00000	Y	
		ALLOCATE	07	101008-00000	372,942.00	07	101008-00000	07	119700-00000	Y	
		ALLOCATE	07	110000-00000	418,076.00-	07	119700-00000	07	110000-00000	Y	
		ALLOCATE	07	110100-00000	680,842.00-	07	119700-00000	07	110100-00000	Y	
		ALLOCATE	07	110200-00000	1,378,116.00-	07	119700-00000	07	110200-00000	Y	
		ALLOCATE	07	110300-00000	305,812.00-	07	119700-00000	07	110300-00000	Y	
		ALLOCATE	07	110400-00000	94,459.00-	07	119700-00000	07	110400-00000	Y	
		ALLOCATE	07	110610-00000	266,280.00-	07	119700-00000	07	110610-00000	Y	
		ALLOCATE	07	110900-00000	15,000.00-	07	119700-00000	07	110900-00000	Y	
		ALLOCATE	07	110910-00000	713,580.00-	07	119700-00000	07	110910-00000	Y	
		ALLOCATE	07	110915-00000	642,070.00-	07	119700-00000	07	110915-00000	Y	
		ALLOCATE	07	111000-00000	1,295,000.00-	07	119700-00000	07	111000-00000	Y	
		ALLOCATE	07	111110-00000	80,000.00-	07	119700-00000	07	111110-00000	Y	
		ALLOCATE TO FUNCTION	07	111200-00000	9,270.00	07	111200-00000	07	111200-29003	Y	
		ALLOCATE	07	111200-00000	90,000.00-	07	119700-00000	07	111200-00000	Y	
		ALLOCATE TO FUNCTION	07	111200-00000	270.00	07	111200-00000	07	111200-29001	Y	
		ALLOCATE TO FUNCTION	07	111200-00000	80,460.00	07	111200-00000	07	111200-29000	Y	
		ALLOCATE TO FUNCTION	07	111200-29000	80,460.00-	07	111200-00000	07	111200-29000	Y	
		ALLOCATE TO FUNCTION	07	111200-29001	270.00-	07	111200-00000	07	111200-29001	Y	
		ALLOCATE TO FUNCTION	07	111200-29003	9,270.00-	07	111200-00000	07	111200-29003	Y	
		ALLOCATE TO FUNCTION	07	111250-00000	45,594.00	07	111250-00000	07	111250-29000	Y	
		ALLOCATE	07	111250-00000	51,000.00-	07	119700-00000	07	111250-00000	Y	
		ALLOCATE TO FUNCTION	07	111250-00000	153.00	07	111250-00000	07	111250-29001	Y	
		ALLOCATE TO FUNCTION	07	111250-00000	5,253.00	07	111250-00000	07	111250-29003	Y	
		ALLOCATE TO FUNCTION	07	111250-29000	45,594.00-	07	111250-00000	07	111250-29000	Y	
		ALLOCATE TO FUNCTION	07	111250-29001	153.00-	07	111250-00000	07	111250-29001	Y	
		ALLOCATE TO FUNCTION	07	111250-29003	5,253.00-	07	111250-00000	07	111250-29003	Y	
		ALLOCATE	07	111400-00000	42,000.00-	07	119700-00000	07	111400-00000	Y	
		ALLOCATE	07	111410-00000	1,317,615.00-	07	119700-00000	07	111410-00000	Y	
		ALLOCATE	07	111500-00000	251,000.00-	07	119700-00000	07	111500-00000	Y	
		ALLOCATE TO FUNCTION	07	111500-00000	224,394.00	07	111500-00000	07	111500-29000	Y	
		ALLOCATE TO FUNCTION	07	111500-00000	753.00	07	111500-00000	07	111500-29001	Y	
		ALLOCATE TO FUNCTION	07	111500-00000	25,853.00	07	111500-00000	07	111500-29003	Y	
		ALLOCATE TO FUNCTION	07	111500-29000	224,394.00-	07	111500-00000	07	111500-29000	Y	
		ALLOCATE TO FUNCTION	07	111500-29001	753.00-	07	111500-00000	07	111500-29001	Y	
		ALLOCATE TO FUNCTION	07	111500-29003	25,853.00-	07	111500-00000	07	111500-29003	Y	
		ALLOCATE TO FUNCTION	07	111600-00000	32,630.00	07	111600-00000	07	111600-29000	Y	
		ALLOCATE	07	111600-00000	36,500.00-	07	119700-00000	07	111600-00000	Y	
		ALLOCATE TO FUNCTION	07	111600-00000	3,760.00	07	111600-00000	07	111600-29003	Y	
		ALLOCATE TO FUNCTION	07	111600-00000	110.00	07	111600-00000	07	111600-29001	Y	
		ALLOCATE TO FUNCTION	07	111600-29000	32,630.00-	07	111600-00000	07	111600-29000	Y	
		ALLOCATE TO FUNCTION	07	111600-29001	110.00-	07	111600-00000	07	111600-29001	Y	
		ALLOCATE TO FUNCTION	07	111600-29003	3,760.00-	07	111600-00000	07	111600-29003	Y	
		ALLOCATE	07	111800-00000	342,290.00-	07	119700-00000	07	111800-00000	Y	
		ALLOCATE	07	111900-00000	200,500.00-	07	119700-00000	07	111900-00000	Y	

Printed on a Xerox 9700 Laser Printing System at the Computing Services Center / Texas A&M University

Form: URGB01 (02/05/85)

CC	Account	Transaction Description	--- Offset --- CC	Account	Amount	-------- Actual Entry --------- ---- From ----- CC	Account	----- To ------ CC	Account	Feed	Mand
07	011000	STATE BASIC AID									
		ALLOCATE	07	111910-00000	50,000.00-	07	119700-00000	07	111910-00000	Y	
		ALLOCATE TO FUNCTION	07	111910-00000	150.00	07	111910-00000	07	111910-29001	Y	
		ALLOCATE TO FUNCTION	07	111910-00000	5,150.00	07	111910-00000	07	111910-29003	Y	
		ALLOCATE TO FUNCTION	07	111910-00000	44,700.00	07	111910-00000	07	111910-29000	Y	
		ALLOCATE TO FUNCTION	07	111910-29000	44,700.00-	07	111910-00000	07	111910-29000	Y	
		ALLOCATE TO FUNCTION	07	111910-29001	150.00-	07	111910-00000	07	111910-29001	Y	
		ALLOCATE TO FUNCTION	07	111910-29003	5,150.00-	07	111910-00000	07	111910-29003	Y	
		ALLOCATE	07	111999-00000	227,369.00-	07	119700-00000	07	111999-00000	Y	
		ALLOCATE	07	112450-00000	172,343.00-	07	119700-00000	07	112450-00000	Y	
		ALLOCATE	07	112500-00000	102,918.00-	07	119700-00000	07	112500-00000	Y	
		ALLOCATE	07	112528-00000	30,833.00-	07	119700-00000	07	112528-00000	Y	
		ALLOCATE	07	112551-00000	59,378.00-	07	119700-00000	07	112551-00000	Y	
		ALLOCATE	07	112552-00000	19,793.00-	07	119700-00000	07	112552-00000	Y	
		ALLOCATE	07	112553-00000	30,450.00-	07	119700-00000	07	112553-00000	Y	
		ALLOCATE	07	112555-00000	30,450.00-	07	119700-00000	07	112555-00000	Y	
		ALLOCATE	07	112570-00000	1,192,237.00-	07	119700-00000	07	112570-00000	Y	
		ALLOCATE	07	112593-00000	72,164.00-	07	119700-00000	07	112593-00000	Y	
		ALLOCATE	07	112610-00000	275,055.00-	07	119700-00000	07	112610-00000	Y	
		ALLOCATE	07	112670-00000	26,557.00-	07	119700-00000	07	112670-00000	Y	
		ALLOCATE	07	116000-00000	2,280,000.00-	07	119700-00000	07	116000-00000	Y	
		ALLOCATE	07	118000-00000	1,028,119.00-	07	119700-00000	07	118000-00000	Y	
		ALLOCATE	07	118100-00000	493,387.00-	07	119700-00000	07	118100-00000	Y	
		ALLOCATE	07	118101-00000	185,899.00-	07	119700-00000	07	118101-00000	Y	
		ALLOCATE	07	118102-00000	139,343.00-	07	119700-00000	07	118102-00000	Y	
		ALLOCATE	07	118103-00000	102,407.00-	07	119700-00000	07	118103-00000	Y	
		ALLOCATE	07	118104-00000	141,395.00-	07	119700-00000	07	118104-00000	Y	
		ALLOCATE	07	118105-00000	168,368.00-	07	119700-00000	07	118105-00000	Y	
		ALLOCATE	07	118106-00000	64,595.00-	07	119700-00000	07	118106-00000	Y	
		ALLOCATE	07	118107-00000	137,772.00-	07	119700-00000	07	118107-00000	Y	
		ALLOCATE	07	118108-00000	99,818.00-	07	119700-00000	07	118108-00000	Y	
		ALLOCATE	07	118109-00000	111,197.00-	07	119700-00000	07	118109-00000	Y	
		ALLOCATE	07	118110-00000	109,488.00-	07	119700-00000	07	118110-00000	Y	
		ALLOCATE	07	118111-00000	195,121.00-	07	119700-00000	07	118111-00000	Y	
		ALLOCATE	07	118112-00000	118,159.00-	07	119700-00000	07	118112-00000	Y	
		ALLOCATE	07	118340-00000	878,688.00-	07	119700-00000	07	118340-00000	Y	
		ALLOCATE	07	118390-00000	2,775,976.00-	07	119700-00000	07	118390-00000	Y	
		ALLOCATE	07	118391-00000	1,439,243.00-	07	119700-00000	07	118391-00000	Y	
		ALLOCATE	07	118400-00000	112,706.00-	07	119700-00000	07	118400-00000	Y	
		ALLOCATE	07	118401-00000	1,192,622.00-	07	119700-00000	07	118401-00000	Y	
		ALLOCATE	07	118402-00000	1,247,417.00-	07	119700-00000	07	118402-00000	Y	
		ALLOCATE	07	118403-00000	1,474,925.00-	07	119700-00000	07	118403-00000	Y	
		ALLOCATE	07	118404-00000	1,713,640.00-	07	119700-00000	07	118404-00000	Y	
		ALLOCATE	07	118405-00000	1,730,673.00-	07	119700-00000	07	118405-00000	Y	
		ALLOCATE	07	118406-00000	692,363.00-	07	119700-00000	07	118406-00000	Y	
		ALLOCATE	07	118407-00000	1,212,927.00-	07	119700-00000	07	118407-00000	Y	
		ALLOCATE	07	118408-00000	1,473,165.00-	07	119700-00000	07	118408-00000	Y	

Printed on a Xerox 9700 Laser Printing System at the Computing Services Center / Texas A&M University

Form: URGB01 (02/05/85)

CC	Account	Transaction Description	Offset CC	Offset Account	Amount	Actual Entry From CC	Actual Entry From Account	Actual Entry To CC	Actual Entry To Account	Feed	Mand
07	011000	STATE BASIC AID									
		ALLOCATE	07	118409-00000	1,638,281.00-	07	119700-00000	07	118409-00000	Y	
		ALLOCATE	07	118410-00000	1,687,530.00-	07	119700-00000	07	118410-00000	Y	
		ALLOCATE	07	118411-00000	1,199,387.00-	07	119700-00000	07	118411-00000	Y	
		ALLOCATE	07	118412-00000	1,140,505.00-	07	119700-00000	07	118412-00000	Y	
		ALLOCATE	07	119700-00000	692,363.00	07	119700-00000	07	118406-00000	Y	
		ALLOCATE	07	119700-00000	1,687,530.00	07	119700-00000	07	118410-00000	Y	
		ALLOCATE	07	119700-00000	1,730,673.00	07	119700-00000	07	118405-00000	Y	
		ALLOCATE	07	119700-00000	1,199,387.00	07	119700-00000	07	118411-00000	Y	
		ALLOCATE	07	119700-00000	1,474,925.00	07	119700-00000	07	118403-00000	Y	
		ALLOCATE	07	119700-00000	697,697.00	07	119700-00000	07	119810-00000	Y	
		ALLOCATE	07	119700-00000	1,473,165.00	07	119700-00000	07	118408-00000	Y	
		ALLOCATE	07	119700-00000	1,713,640.00	07	119700-00000	07	118404-00000	Y	
		ALLOCATE	07	119700-00000	1,140,505.00	07	119700-00000	07	118412-00000	Y	
		ALLOCATE	07	119700-00000	1,212,927.00	07	119700-00000	07	118407-00000	Y	
		ALLOCATE	07	119700-00000	1,638,281.00	07	119700-00000	07	118409-00000	Y	
		ALLOCATE	07	119700-00000	195,121.00	07	119700-00000	07	118111-00000	Y	
		ALLOCATE	07	119700-00000	207,347.00	07	119700-00000	07	156200-00000	Y	
		ALLOCATE	07	119700-00000	103,373.00	07	119700-00000	07	160000-00000	Y	
		ALLOCATE	07	119700-00000	997,756.00	07	119700-00000	07	156000-00000	Y	
		ALLOCATE	07	119700-00000	3,213,985.00	07	119700-00000	07	185820-00000	Y	
		ALLOCATE	07	119700-00000	216,405.00	07	119700-00000	07	156220-00000	Y	
		ALLOCATE	07	119700-00000	125,131.00	07	119700-00000	07	159000-00000	Y	
		ALLOCATE	07	119700-00000	181,881.00	07	119700-00000	07	155400-00000	Y	
		ALLOCATE	07	119700-00000	1,504,986.00	07	119700-00000	07	157000-00000	Y	
		ALLOCATE	07	119700-00000	696,431.00	07	119700-00000	07	158000-00000	Y	
		ALLOCATE	07	119700-00000	112,706.00	07	119700-00000	07	118400-00000	Y	
		ALLOCATE	07	119700-00000	916,924.00	07	119700-00000	07	133000-00000	Y	
		ALLOCATE	07	119700-00000	1,447,185.00	07	119700-00000	07	155000-00000	Y	
		ALLOCATE	07	119700-00000	259,587.00	07	119700-00000	07	146000-00000	Y	
		ALLOCATE	07	119700-00000	717,120.00	07	119700-00000	07	137010-00000	Y	
		ALLOCATE	07	119700-00000	120,238.00	07	119700-00000	07	152000-00000	Y	
		ALLOCATE	07	119700-00000	650,295.00	07	119700-00000	07	140000-00000	Y	
		ALLOCATE	07	119700-00000	1,457,038.00	07	119700-00000	07	150000-00000	Y	
		ALLOCATE	07	119700-00000	1,237,169.00	07	119700-00000	07	137000-00000	Y	
		ALLOCATE	07	119700-00000	487,457.00	07	119700-00000	07	154000-00000	Y	
		ALLOCATE	07	119700-00000	256,678.00	07	119700-00000	07	142000-00000	Y	
		ALLOCATE	07	119700-00000	290,301.00	07	119700-00000	07	149000-00000	Y	
		ALLOCATE	07	119700-00000	109,488.00	07	119700-00000	07	118110-00000	Y	
		ALLOCATE	07	119700-00000	176,849.00	07	119700-00000	07	120000-00000	Y	
		ALLOCATE	07	119700-00000	1,276,923.00	07	119700-00000	07	129000-00000	Y	
		ALLOCATE	07	119700-00000	1,697,460.00	07	119700-00000	07	119830-00000	Y	
		ALLOCATE	07	119700-00000	226,297.00	07	119700-00000	07	130000-00000	Y	
		ALLOCATE	07	119700-00000	1,495,873.00	07	119700-00000	07	122000-00000	Y	
		ALLOCATE	07	119700-00000	33,263.00	07	119700-00000	07	128000-00000	Y	
		ALLOCATE	07	119700-00000	260,139.00	07	119700-00000	07	119820-00000	Y	
		ALLOCATE	07	119700-00000	589,200.00	07	119700-00000	07	132000-00000	Y	

Printed on a Xerox 9700 Laser Printing System at the Computing Services Center / Texas A&M University

Form: URGB01 (02/05/85)

CC	Account	Transaction Description	Offset CC	Offset Account	Amount	Actual Entry From CC	Actual Entry From Account	Actual Entry To CC	Actual Entry To Account	Feed	Mand
07	011000	STATE BASIC AID									
		ALLOCATE	07	119700-00000	616,932.00	07	119700-00000	07	125000-00000	Y	
		ALLOCATE	07	119700-00000	709,382.00	07	119700-00000	07	127000-00000	Y	
		ALLOCATE	07	119700-00000	1,192,622.00	07	119700-00000	07	118401-00000	Y	
		ALLOCATE	07	119700-00000	118,159.00	07	119700-00000	07	118112-00000	Y	
		ALLOCATE	07	119700-00000	1,439,243.00	07	119700-00000	07	118391-00000	Y	
		ALLOCATE	07	119700-00000	111,197.00	07	119700-00000	07	118109-00000	Y	
		ALLOCATE	07	119700-00000	1,247,417.00	07	119700-00000	07	118402-00000	Y	
		ALLOCATE	07	119700-00000	878,688.00	07	119700-00000	07	118340-00000	Y	
		ALLOCATE	07	119700-00000	2,775,976.00	07	119700-00000	07	118390-00000	Y	
		ALLOCATE	07	119700-00000	493,387.00	07	119700-00000	07	118100-00000	Y	
		ALLOCATE	07	119700-00000	64,595.00	07	119700-00000	07	118106-00000	Y	
		ALLOCATE	07	119700-00000	139,343.00	07	119700-00000	07	118102-00000	Y	
		ALLOCATE	07	119700-00000	141,395.00	07	119700-00000	07	118104-00000	Y	
		ALLOCATE	07	119700-00000	185,899.00	07	119700-00000	07	118101-00000	Y	
		ALLOCATE	07	119700-00000	168,368.00	07	119700-00000	07	118105-00000	Y	
		ALLOCATE	07	119700-00000	1,028,119.00	07	119700-00000	07	118000-00000	Y	
		ALLOCATE	07	119700-00000	137,772.00	07	119700-00000	07	118107-00000	Y	
		ALLOCATE	07	119700-00000	2,280,000.00	07	119700-00000	07	116000-00000	Y	
		ALLOCATE	07	119700-00000	99,818.00	07	119700-00000	07	118108-00000	Y	
		ALLOCATE	07	119700-00000	102,407.00	07	119700-00000	07	118103-00000	Y	
		ALLOCATE	07	119700-00000	59,378.00	07	119700-00000	07	112551-00000	Y	
		ALLOCATE	07	119700-00000	72,164.00	07	119700-00000	07	112593-00000	Y	
		ALLOCATE	07	119700-00000	30,833.00	07	119700-00000	07	112528-00000	Y	
		ALLOCATE	07	119700-00000	275,055.00	07	119700-00000	07	112610-00000	Y	
		ALLOCATE	07	119700-00000	19,793.00	07	119700-00000	07	112552-00000	Y	
		ALLOCATE	07	119700-00000	1,192,237.00	07	119700-00000	07	112570-00000	Y	
		ALLOCATE	07	119700-00000	102,918.00	07	119700-00000	07	112500-00000	Y	
		ALLOCATE	07	119700-00000	26,557.00	07	119700-00000	07	112670-00000	Y	
		ALLOCATE	07	119700-00000	30,450.00	07	119700-00000	07	112553-00000	Y	
		ALLOCATE	07	119700-00000	30,450.00	07	119700-00000	07	112555-00000	Y	
		ALLOCATE	07	119700-00000	90,000.00	07	119700-00000	07	111200-00000	Y	
		ALLOCATE	07	119700-00000	172,343.00	07	119700-00000	07	112450-00000	Y	
		ALLOCATE	07	119700-00000	36,500.00	07	119700-00000	07	111600-00000	Y	
		ALLOCATE	07	119700-00000	42,000.00	07	119700-00000	07	111400-00000	Y	
		ALLOCATE	07	119700-00000	50,000.00	07	119700-00000	07	111910-00000	Y	
		ALLOCATE	07	119700-00000	1,317,615.00	07	119700-00000	07	111410-00000	Y	
		ALLOCATE	07	119700-00000	200,500.00	07	119700-00000	07	111900-00000	Y	
		ALLOCATE	07	119700-00000	51,000.00	07	119700-00000	07	111250-00000	Y	
		ALLOCATE	07	119700-00000	227,369.00	07	119700-00000	07	111999-00000	Y	
		ALLOCATE	07	119700-00000	251,000.00	07	119700-00000	07	111500-00000	Y	
		ALLOCATE	07	119700-00000	342,290.00	07	119700-00000	07	111800-00000	Y	
		ALLOCATE	07	119700-00000	418,076.00	07	119700-00000	07	110000-00000	Y	
		ALLOCATE	07	119700-00000	44,054,523.00-	07	101000-00000	07	119700-00000	Y	
		ALLOCATE	07	119700-00000	1,378,116.00	07	119700-00000	07	110200-00000	Y	
		ALLOCATE	07	119700-00000	1,295,000.00	07	119700-00000	07	111000-00000	Y	
		ALLOCATE	07	119700-00000	94,459.00	07	119700-00000	07	110400-00000	Y	

Printed on a Xerox 9700 Laser Printing System at the Computing Services Center / Texas A&M University

Form: URGB01 (02/05/85)

CC	Account	Transaction Description	--- Offset --- CC	Account	Amount	-------- Actual Entry --------- ---- From ----- CC	Account	----- To ------ CC	Account	Feed	Mand
07	011000	STATE BASIC AID									
		ALLOCATE	07	119700-00000	713,580.00	07	119700-00000	07	110910-00000	Y	
		ALLOCATE	07	119700-00000	305,812.00	07	119700-00000	07	110300-00000	Y	
		ALLOCATE	07	119700-00000	642,070.00	07	119700-00000	07	110915-00000	Y	
		ALLOCATE	07	119700-00000	680,842.00	07	119700-00000	07	110100-00000	Y	
		ALLOCATE	07	119700-00000	80,000.00	07	119700-00000	07	111110-00000	Y	
		ALLOCATE	07	119700-00000	266,280.00	07	119700-00000	07	110610-00000	Y	
		ALLOCATE	07	119700-00000	15,000.00	07	119700-00000	07	110900-00000	Y	
		ALLOCATE	07	119700-00000	372,942.00-	07	101008-00000	07	119700-00000	Y	
		ALLOCATE	07	119700-00000	13,313,464.00-	07	101001-00000	07	119700-00000	Y	
		ALLOCATE	07	119700-00000	2,280,000.00-	07	011000	07	119700-00000	Y	
		ALLOCATE	07	119700-00000	341,176.00-	07	011000	07	119700-00000	Y	
		ALLOCATE	07	119810-00000	697,697.00-	07	119700-00000	07	119810-00000	Y	
		ALLOCATE	07	119820-00000	260,139.00-	07	119700-00000	07	119820-00000	Y	
		ALLOCATE	07	119830-00000	1,697,460.00-	07	119700-00000	07	119830-00000	Y	
		ALLOCATE	07	120000-00000	176,849.00-	07	119700-00000	07	120000-00000	Y	
		ALLOCATE	07	122000-00000	1,495,873.00-	07	119700-00000	07	122000-00000	Y	
		ALLOCATE	07	125000-00000	616,932.00-	07	119700-00000	07	125000-00000	Y	
		ALLOCATE	07	127000-00000	709,382.00-	07	119700-00000	07	127000-00000	Y	
		ALLOCATE	07	128000-00000	33,263.00-	07	119700-00000	07	128000-00000	Y	
		ALLOCATE	07	129000-00000	1,276,923.00-	07	119700-00000	07	129000-00000	Y	
		ALLOCATE	07	130000-00000	226,297.00-	07	119700-00000	07	130000-00000	Y	
		ALLOCATE	07	132000-00000	589,200.00-	07	119700-00000	07	132000-00000	Y	
		ALLOCATE	07	133000-00000	916,924.00-	07	119700-00000	07	133000-00000	Y	
		ALLOCATE	07	137000-00000	1,237,169.00-	07	119700-00000	07	137000-00000	Y	
		ALLOCATE	07	137010-00000	717,120.00-	07	119700-00000	07	137010-00000	Y	
		ALLOCATE	07	140000-00000	650,295.00-	07	119700-00000	07	140000-00000	Y	
		ALLOCATE	07	142000-00000	256,678.00-	07	119700-00000	07	142000-00000	Y	
		ALLOCATE	07	146000-00000	259,587.00-	07	119700-00000	07	146000-00000	Y	
		ALLOCATE	07	149000-00000	290,301.00-	07	119700-00000	07	149000-00000	Y	
		ALLOCATE	07	150000-00000	1,457,038.00-	07	119700-00000	07	150000-00000	Y	
		ALLOCATE	07	152000-00000	120,238.00-	07	119700-00000	07	152000-00000	Y	
		ALLOCATE	07	154000-00000	487,457.00-	07	119700-00000	07	154000-00000	Y	
		ALLOCATE	07	155000-00000	1,447,185.00-	07	119700-00000	07	155000-00000	Y	
		ALLOCATE	07	155400-00000	181,881.00-	07	119700-00000	07	155400-00000	Y	
		ALLOCATE	07	156000-00000	997,756.00-	07	119700-00000	07	156000-00000	Y	
		ALLOCATE	07	156200-00000	207,347.00-	07	119700-00000	07	156200-00000	Y	
		ALLOCATE	07	156220-00000	216,405.00-	07	119700-00000	07	156220-00000	Y	
		ALLOCATE	07	157000-00000	1,504,986.00-	07	119700-00000	07	157000-00000	Y	
		ALLOCATE	07	158000-00000	696,431.00-	07	119700-00000	07	158000-00000	Y	
		ALLOCATE	07	159000-00000	125,131.00-	07	119700-00000	07	159000-00000	Y	
		ALLOCATE	07	160000-00000	103,373.00-	07	119700-00000	07	160000-00000	Y	
		ALLOCATE	07	185820-00000	3,213,985.00-	07	119700-00000	07	185820-00000	Y	
		** Potential Decrease in Fund Balan			2,621,176.00-						
07	011100	ES SPECIAL NEEDS									
		ALLOCATE	07	101100-00000	91,221.00	07	101100-00000	07	112710-00000	Y	

Printed on a Xerox 9700 Laser Printing System at the Computing Services Center / Texas A&M University

Form: URGB01 (02/05/85)

CC	Account	Transaction Description	--- Offset --- CC	Account	Amount	-------- Actual Entry --------- ---- From ----- CC	Account	----- To ------ CC	Account	Feed	Mand
07	011100	ES SPECIAL NEEDS									
		ALLOCATE	07	112710-00000	91,221.00-	07	101100-00000	07	112710-00000	Y	
		** Potential Decrease in Fund Balan			0.00						
07	011101	BENEFITS FUNDED BY THE STATE									
		ALLOCATE	07	101101-00000	6,816,334.00	07	101101-00000	07	111101-00000	Y	
		ALLOCATE	07	111101-00000	6,816,334.00-	07	101101-00000	07	111101-00000	Y	
		ALLOCATE TO FUNCTION	07	111101-00000	20,449.00	07	111101-00000	07	111101-29001	Y	
		ALLOCATE TO FUNCTION	07	111101-00000	702,082.00	07	111101-00000	07	111101-29003	Y	
		ALLOCATE TO FUNCTION	07	111101-00000	6,093,803.00	07	111101-00000	07	111101-29000	Y	
		ALLOCATE TO FUNCTION	07	111101-29000	6,093,803.00-	07	111101-00000	07	111101-29000	Y	
		ALLOCATE TO FUNCTION	07	111101-29001	20,449.00-	07	111101-00000	07	111101-29001	Y	
		ALLOCATE TO FUNCTION	07	111101-29003	702,082.00-	07	111101-00000	07	111101-29003	Y	
		** Potential Decrease in Fund Balan			0.00						
07	012000	STATE GROUP INSURANCE									
		ALLOCATE	07	102000-00000	16,058,574.00	07	102000-00000	07	111100-00000	Y	
		ALLOCATE	07	111100-00000	16,058,574.00-	07	102000-00000	07	111100-00000	Y	
		ALLOCATE TO FUNCTION	07	111100-00000	48,176.00	07	111100-00000	07	111100-29001	Y	
		ALLOCATE TO FUNCTION	07	111100-00000	1,654,032.00	07	111100-00000	07	111100-29003	Y	
		ALLOCATE TO FUNCTION	07	111100-00000	14,356,366.00	07	111100-00000	07	111100-29000	Y	
		ALLOCATE TO FUNCTION	07	111100-29000	14,356,366.00-	07	111100-00000	07	111100-29000	Y	
		ALLOCATE TO FUNCTION	07	111100-29001	48,176.00-	07	111100-00000	07	111100-29001	Y	
		ALLOCATE TO FUNCTION	07	111100-29003	1,654,032.00-	07	111100-00000	07	111100-29003	Y	
		** Potential Decrease in Fund Balan			0.00						
07	021000	ADMINISTRATION - DESIG									
		ALLOCATE	07	210406-00000	175,636.00	07	210406-00000	07	210425-00000	N	
		ALLOCATE	07	210406-00000	128,365.00	07	210406-00000	07	210415-00000	N	
		ALLOCATE	07	210415-00000	128,365.00-	07	210406-00000	07	210415-00000	N	
		ALLOCATE	07	210425-00000	175,636.00-	07	210406-00000	07	210425-00000	N	
		** Potential Decrease in Fund Balan			0.00						
07	021040	PUF ACQUISITIONS GL									
		ALLOCATE	07	210417-00000	600,000.00-	07	021000	07	210417-00000	Y	
		** Potential Decrease in Fund Balan			600,000.00-						
07	101000-00000	STATE BASIC AID REVENUE									
		ALLOCATE	07	011000	44,054,523.00-	07	101000-00000	07	119700-00000	Y	
		** Decrease in SL Allocation **			44,054,523.00-						
07	101001-00000	FEDERAL E & G REVENUE									
		ALLOCATE	07	011000	13,313,464.00-	07	101001-00000	07	119700-00000	Y	
		** Decrease in SL Allocation **			13,313,464.00-						
07	101008-00000	STATE INTERAGENCY CONTRACTS									
		ALLOCATE	07	011000	372,942.00-	07	101008-00000	07	119700-00000	Y	
		** Decrease in SL Allocation **			372,942.00-						

Printed on a Xerox 9700 Laser Printing System at the Computing Services Center / Texas A&M University

Form: URGB01 (02/05/85)

CC	Account	Transaction Description	Offset CC	Offset Account	Amount	Actual Entry From CC	Actual Entry From Account	Actual Entry To CC	Actual Entry To Account	Feed	Mand
07	101100-00000	ES SPECIAL NEEDS									
		ALLOCATE	07	011100	91,221.00-	07	101100-00000	07	112710-00000	Y	
		** Decrease in SL Allocation **			91,221.00-						
07	101101-00000	BENEFITS FUNDED BY THE STATE - R									
		ALLOCATE	07	011101	6,816,334.00-	07	101101-00000	07	111101-00000	Y	
		** Decrease in SL Allocation **			6,816,334.00-						
07	102000-00000	STAFF BENEFITS REVENUE (SGIP)									
		ALLOCATE	07	012000	16,058,574.00-	07	102000-00000	07	111100-00000	Y	
		** Decrease in SL Allocation **			16,058,574.00-						
07	110000-00000	VICE CHANCELLOR									
		ALLOCATE	07	011000	418,076.00	07	119700-00000	07	110000-00000	Y	
		** Increase in SL Allocation **			418,076.00						
07	110100-00000	OFFICE OF THE DIRECTOR									
		ALLOCATE	07	011000	680,842.00	07	119700-00000	07	110100-00000	Y	
		** Increase in SL Allocation **			680,842.00						
07	110200-00000	FISCAL OFFICE									
		ALLOCATE	07	011000	1,378,116.00	07	119700-00000	07	110200-00000	Y	
		** Increase in SL Allocation **			1,378,116.00						
07	110300-00000	HUMAN RESOURCE OFFICE									
		ALLOCATE	07	011000	305,812.00	07	119700-00000	07	110300-00000	Y	
		** Increase in SL Allocation **			305,812.00						
07	110400-00000	ADMIN SERVICES- OPERATING									
		ALLOCATE	07	011000	94,459.00	07	119700-00000	07	110400-00000	Y	
		** Increase in SL Allocation **			94,459.00						
07	110610-00000	FEDERAL MAIL ALLOCATION									
		ALLOCATE	07	011000	266,280.00	07	119700-00000	07	110610-00000	Y	
		** Increase in SL Allocation **			266,280.00						
07	110900-00000	EXTENSION RELOCATION ALLOWANCE									
		ALLOCATE	07	011000	15,000.00	07	119700-00000	07	110900-00000	Y	
		** Increase in SL Allocation **			15,000.00						
07	110910-00000	INFRASTRUCTURE SUPPORT - IN BRAZ									
		ALLOCATE	07	011000	713,580.00	07	119700-00000	07	110910-00000	Y	
		** Increase in SL Allocation **			713,580.00						
07	110915-00000	INFRASTRUCTURE - OUTSIDE BRAZOS									
		ALLOCATE	07	011000	642,070.00	07	119700-00000	07	110915-00000	Y	
		** Increase in SL Allocation **			642,070.00						

Printed on a Xerox 9700 Laser Printing System at the Computing Services Center / Texas A&M University

Form: URGB01 (02/05/85)

CC	Account	Transaction Description	--- Offset --- CC	Account	Amount	-------- Actual Entry --------- ---- From ----- CC	Account	----- To ------ CC	Account	Feed	Mand
07	111000-00000	EXTENSION LONGEVITY PAY									
		ALLOCATE	07	011000	1,295,000.00	07	119700-00000	07	111000-00000	Y	
		** Increase in SL Allocation **			1,295,000.00						
07	111100-00000	STAFF BENEFITS - SGIP									
		ALLOCATE	07	012000	16,058,574.00	07	102000-00000	07	111100-00000	Y	
		ALLOCATE TO FUNCTION	07	012000	1,654,032.00-	07	111100-00000	07	111100-29003	Y	
		ALLOCATE TO FUNCTION	07	012000	48,176.00-	07	111100-00000	07	111100-29001	Y	
		ALLOCATE TO FUNCTION	07	012000	14,356,366.00-	07	111100-00000	07	111100-29000	Y	
		** Decrease in SL Allocation **			0.00						
07	111100-29000	STAFF BENEFITS - GIP									
		ALLOCATE TO FUNCTION	07	012000	14,356,366.00	07	111100-00000	07	111100-29000	Y	
		** Increase in SL Allocation **			14,356,366.00						
07	111100-29001	STAFF BENEFITS - GIP- RESEARCH									
		ALLOCATE TO FUNCTION	07	012000	48,176.00	07	111100-00000	07	111100-29001	Y	
		** Increase in SL Allocation **			48,176.00						
07	111100-29003	STAFF BENEFITS - GIP INSTIT SUPT									
		ALLOCATE TO FUNCTION	07	012000	1,654,032.00	07	111100-00000	07	111100-29003	Y	
		** Increase in SL Allocation **			1,654,032.00						
07	111101-00000	BENEFITS FUNDED BY THE STATE									
		ALLOCATE TO FUNCTION	07	011101	6,093,803.00-	07	111101-00000	07	111101-29000	Y	
		ALLOCATE TO FUNCTION	07	011101	702,082.00-	07	111101-00000	07	111101-29003	Y	
		ALLOCATE TO FUNCTION	07	011101	20,449.00-	07	111101-00000	07	111101-29001	Y	
		ALLOCATE	07	011101	6,816,334.00	07	101101-00000	07	111101-00000	Y	
		** Decrease in SL Allocation **			0.00						
07	111101-29000	BENEFITS FUNDED BY THE STATE									
		ALLOCATE TO FUNCTION	07	011101	6,093,803.00	07	111101-00000	07	111101-29000	Y	
		** Increase in SL Allocation **			6,093,803.00						
07	111101-29001	BENEFITS FUNDED BY THE STATE- RE									
		ALLOCATE TO FUNCTION	07	011101	20,449.00	07	111101-00000	07	111101-29001	Y	
		** Increase in SL Allocation **			20,449.00						
07	111101-29003	BENEFITS FUNDED BY THE STATE-INS									
		ALLOCATE TO FUNCTION	07	011101	702,082.00	07	111101-00000	07	111101-29003	Y	
		** Increase in SL Allocation **			702,082.00						
07	111110-00000	TERMINAL LEAVE ACCOUNT									
		ALLOCATE	07	011000	80,000.00	07	119700-00000	07	111110-00000	Y	
		** Increase in SL Allocation **			80,000.00						
07	111200-00000	AGENCY FUNDED DIFFERENTIAL - 1.1									
		ALLOCATE TO FUNCTION	07	011000	80,460.00-	07	111200-00000	07	111200-29000	Y	

Printed on a Xerox 9700 Laser Printing System at the Computing Services Center / Texas A&M University

Form: URGB01 (02/05/85)

CC	Account	Transaction Description	--- Offset --- CC	Account	Amount	-------- Actual Entry --------- ---- From ----- CC	Account	----- To ------ CC	Account	Feed	Mand
07	111200-00000	AGENCY FUNDED DIFFERENTIAL - 1.1									
		ALLOCATE	07	011000	90,000.00	07	119700-00000	07	111200-00000	Y	
		ALLOCATE TO FUNCTION	07	011000	270.00-	07	111200-00000	07	111200-29001	Y	
		ALLOCATE TO FUNCTION	07	011000	9,270.00-	07	111200-00000	07	111200-29003	Y	
		** Decrease in SL Allocation **			0.00						
07	111200-29000	AGENCY FUNDED DIFFERENTIAL - 1.1									
		ALLOCATE TO FUNCTION	07	011000	80,460.00	07	111200-00000	07	111200-29000	Y	
		** Increase in SL Allocation **			80,460.00						
07	111200-29001	AGENCY FUNDED DIFFERENTIAL - 1.1									
		ALLOCATE TO FUNCTION	07	011000	270.00	07	111200-00000	07	111200-29001	Y	
		** Increase in SL Allocation **			270.00						
07	111200-29003	AGENCY FUNDED DIFFERENTIAL - 1.1									
		ALLOCATE TO FUNCTION	07	011000	9,270.00	07	111200-00000	07	111200-29003	Y	
		** Increase in SL Allocation **			9,270.00						
07	111250-00000	AGENCY FUNDED SUPPLEMENTAL - 1.3									
		ALLOCATE TO FUNCTION	07	011000	45,594.00-	07	111250-00000	07	111250-29000	Y	
		ALLOCATE	07	011000	51,000.00	07	119700-00000	07	111250-00000	Y	
		ALLOCATE TO FUNCTION	07	011000	153.00-	07	111250-00000	07	111250-29001	Y	
		ALLOCATE TO FUNCTION	07	011000	5,253.00-	07	111250-00000	07	111250-29003	Y	
		** Decrease in SL Allocation **			0.00						
07	111250-29000	AGENCY FUNDED SUPPLEMENTAL - 1.3									
		ALLOCATE TO FUNCTION	07	011000	45,594.00	07	111250-00000	07	111250-29000	Y	
		** Increase in SL Allocation **			45,594.00						
07	111250-29001	AGENCY FUNDED SUPPLEMENTAL - 1.3									
		ALLOCATE TO FUNCTION	07	011000	153.00	07	111250-00000	07	111250-29001	Y	
		** Increase in SL Allocation **			153.00						
07	111250-29003	AGENCY FUNDED SUPPLEMENTAL - 1.3									
		ALLOCATE TO FUNCTION	07	011000	5,253.00	07	111250-00000	07	111250-29003	Y	
		** Increase in SL Allocation **			5,253.00						
07	111400-00000	EXTENSION FEDERAL BENEFITS									
		ALLOCATE	07	011000	42,000.00	07	119700-00000	07	111400-00000	Y	
		** Increase in SL Allocation **			42,000.00						
07	111410-00000	AGENCY GROUP INSURANCE PREMUIMS									
		ALLOCATE	07	011000	1,317,615.00	07	119700-00000	07	111410-00000	Y	
		** Increase in SL Allocation **			1,317,615.00						
07	111500-00000	EXTENSION WCI									
		ALLOCATE	07	011000	251,000.00	07	119700-00000	07	111500-00000	Y	

Printed on a Xerox 9700 Laser Printing System at the Computing Services Center / Texas A&M University

Form: URGB01 (02/05/85)

CC	Account	Transaction Description	--- Offset --- CC	Account	Amount	-------- Actual Entry --------- ---- From ----- CC	Account	----- To ------ CC	Account	Feed	Mand
07	111500-00000	EXTENSION WCI									
		ALLOCATE TO FUNCTION	07	011000	224,394.00-	07	111500-00000	07	111500-29000	Y	
		ALLOCATE TO FUNCTION	07	011000	753.00-	07	111500-00000	07	111500-29001	Y	
		ALLOCATE TO FUNCTION	07	011000	25,853.00-	07	111500-00000	07	111500-29003	Y	
		** Decrease in SL Allocation **			0.00						
07	111500-29000	EXTENSION WCI									
		ALLOCATE TO FUNCTION	07	011000	224,394.00	07	111500-00000	07	111500-29000	Y	
		** Increase in SL Allocation **			224,394.00						
07	111500-29001	EXTENSION WCI-RESEARCH									
		ALLOCATE TO FUNCTION	07	011000	753.00	07	111500-00000	07	111500-29001	Y	
		** Increase in SL Allocation **			753.00						
07	111500-29003	EXTENSION WCI									
		ALLOCATE TO FUNCTION	07	011000	25,853.00	07	111500-00000	07	111500-29003	Y	
		** Increase in SL Allocation **			25,853.00						
07	111600-00000	EXTENSION UCI									
		ALLOCATE TO FUNCTION	07	011000	32,630.00-	07	111600-00000	07	111600-29000	Y	
		ALLOCATE	07	011000	36,500.00	07	119700-00000	07	111600-00000	Y	
		ALLOCATE TO FUNCTION	07	011000	3,760.00-	07	111600-00000	07	111600-29003	Y	
		ALLOCATE TO FUNCTION	07	011000	110.00-	07	111600-00000	07	111600-29001	Y	
		** Decrease in SL Allocation **			0.00						
07	111600-29000	EXTENSION UCI									
		ALLOCATE TO FUNCTION	07	011000	32,630.00	07	111600-00000	07	111600-29000	Y	
		** Increase in SL Allocation **			32,630.00						
07	111600-29001	EXTENSION UCI- RESEARCH									
		ALLOCATE TO FUNCTION	07	011000	110.00	07	111600-00000	07	111600-29001	Y	
		** Increase in SL Allocation **			110.00						
07	111600-29003	EXTENSION UCI									
		ALLOCATE TO FUNCTION	07	011000	3,760.00	07	111600-00000	07	111600-29003	Y	
		** Increase in SL Allocation **			3,760.00						
07	111800-00000	EXTENSION FICA									
		ALLOCATE	07	011000	342,290.00	07	119700-00000	07	111800-00000	Y	
		** Increase in SL Allocation **			342,290.00						
07	111900-00000	EXTENSION ORP/TRS MATCHING									
		ALLOCATE	07	011000	200,500.00	07	119700-00000	07	111900-00000	Y	
		** Increase in SL Allocation **			200,500.00						
07	111910-00000	TRS 90 DAYS									
		ALLOCATE	07	011000	50,000.00	07	119700-00000	07	111910-00000	Y	

Printed on a Xerox 9700 Laser Printing System at the Computing Services Center / Texas A&M University

Form: URGB01 (02/05/85)

CC	Account	Transaction Description	--- Offset --- CC	Account	Amount	-------- Actual Entry --------- ---- From ----- CC	Account	----- To ------ CC	Account	Feed	Mand
07	111910-00000	TRS 90 DAYS									
		ALLOCATE TO FUNCTION	07	011000	150.00-	07	111910-00000	07	111910-29001	Y	
		ALLOCATE TO FUNCTION	07	011000	5,150.00-	07	111910-00000	07	111910-29003	Y	
		ALLOCATE TO FUNCTION	07	011000	44,700.00-	07	111910-00000	07	111910-29000	Y	
		** Decrease in SL Allocation **			0.00						
07	111910-29000	TRS 90 DAYS									
		ALLOCATE TO FUNCTION	07	011000	44,700.00	07	111910-00000	07	111910-29000	Y	
		** Increase in SL Allocation **			44,700.00						
07	111910-29001	TRS 90 DAYS- RESEARCH									
		ALLOCATE TO FUNCTION	07	011000	150.00	07	111910-00000	07	111910-29001	Y	
		** Increase in SL Allocation **			150.00						
07	111910-29003	TRS 90 DAYS									
		ALLOCATE TO FUNCTION	07	011000	5,150.00	07	111910-00000	07	111910-29003	Y	
		** Increase in SL Allocation **			5,150.00						
07	111999-00000	PROGRAMMING SUPPORT									
		ALLOCATE	07	011000	227,369.00	07	119700-00000	07	111999-00000	Y	
		** Increase in SL Allocation **			227,369.00						
07	112450-00000	WATER RESOURCE MANAGEMENT									
		ALLOCATE	07	011000	172,343.00	07	119700-00000	07	112450-00000	Y	
		** Increase in SL Allocation **			172,343.00						
07	112500-00000	SCSC- PROFIT INITIATIVE									
		ALLOCATE	07	011000	102,918.00	07	119700-00000	07	112500-00000	Y	
		** Increase in SL Allocation **			102,918.00						
07	112528-00000	TWAR- WATER INITIATIVE									
		ALLOCATE	07	011000	30,833.00	07	119700-00000	07	112528-00000	Y	
		** Increase in SL Allocation **			30,833.00						
07	112551-00000	SCSC-WATER RESOURCE MGMT									
		ALLOCATE	07	011000	59,378.00	07	119700-00000	07	112551-00000	Y	
		** Increase in SL Allocation **			59,378.00						
07	112552-00000	ESSM- WATER RESOURCE MGMT									
		ALLOCATE	07	011000	19,793.00	07	119700-00000	07	112552-00000	Y	
		** Increase in SL Allocation **			19,793.00						
07	112553-00000	AGEN- WATER RESOURCE MGMT									
		ALLOCATE	07	011000	30,450.00	07	119700-00000	07	112553-00000	Y	
		** Increase in SL Allocation **			30,450.00						
07	112555-00000	FOUR- WATER RESOURCE MGMT									
		ALLOCATE	07	011000	30,450.00	07	119700-00000	07	112555-00000	Y	
		** Increase in SL Allocation **			30,450.00						

Printed on a Xerox 9700 Laser Printing System at the Computing Services Center / Texas A&M University

Form: URGB01 (02/05/85)

CC	Account	Transaction Description	--- Offset --- CC	Account	Amount	-------- Actual Entry --------- ---- From ----- CC	Account	----- To ------ CC	Account	Feed	Mand
07	112570-00000	RISK MANAGEMENT									
		ALLOCATE	07	011000	1,192,237.00	07	119700-00000	07	112570-00000	Y	
		** Increase in SL Allocation **			1,192,237.00						
07	112593-00000	SCSC- PRECISION AG INITIATIVE									
		ALLOCATE	07	011000	72,164.00	07	119700-00000	07	112593-00000	Y	
		** Increase in SL Allocation **			72,164.00						
07	112610-00000	ENTO- FIRE ANT INITIATIVE									
		ALLOCATE	07	011000	275,055.00	07	119700-00000	07	112610-00000	Y	
		** Increase in SL Allocation **			275,055.00						
07	112670-00000	WATER - TEMPLE									
		ALLOCATE	07	011000	26,557.00	07	119700-00000	07	112670-00000	Y	
		** Increase in SL Allocation **			26,557.00						
07	112710-00000	ES SPECIAL NEEDS									
		ALLOCATE	07	011100	91,221.00	07	101100-00000	07	112710-00000	Y	
		** Increase in SL Allocation **			91,221.00						
07	116000-00000	HEALTHY SOUTH TEXAS									
		ALLOCATE	07	011000	2,280,000.00	07	119700-00000	07	116000-00000	Y	
		** Increase in SL Allocation **			2,280,000.00						
07	118000-00000	FIELD SUPERVISION									
		ALLOCATE	07	011000	1,028,119.00	07	119700-00000	07	118000-00000	Y	
		** Increase in SL Allocation **			1,028,119.00						
07	118100-00000	COUNTY EXTENSION ADMINISTRATION									
		ALLOCATE	07	011000	493,387.00	07	119700-00000	07	118100-00000	Y	
		** Increase in SL Allocation **			493,387.00						
07	118101-00000	DS01 - AMARILLO SUPPORT STAFF									
		ALLOCATE	07	011000	185,899.00	07	119700-00000	07	118101-00000	Y	
		** Increase in SL Allocation **			185,899.00						
07	118102-00000	DS02 - LUBBOCK SUPPORT STAFF									
		ALLOCATE	07	011000	139,343.00	07	119700-00000	07	118102-00000	Y	
		** Increase in SL Allocation **			139,343.00						
07	118103-00000	DS03 - VERNON SUPPORT STAFF									
		ALLOCATE	07	011000	102,407.00	07	119700-00000	07	118103-00000	Y	
		** Increase in SL Allocation **			102,407.00						
07	118104-00000	DS04 - DALLAS SUPPORT STAFF									
		ALLOCATE	07	011000	141,395.00	07	119700-00000	07	118104-00000	Y	
		** Increase in SL Allocation **			141,395.00						

Printed on a Xerox 9700 Laser Printing System at the Computing Services Center / Texas A&M University

Form: URGB01 (02/05/85)

CC	Account	Transaction Description	--- Offset --- CC	Account	Amount	-------- Actual Entry --------- ---- From ----- CC	Account	----- To ------ CC	Account	Feed	Mand
07	118105-00000	DS05 - OVERTON SUPPORT STAFF									
		ALLOCATE	07	011000	168,368.00	07	119700-00000	07	118105-00000	Y	
		** Increase in SL Allocation **			168,368.00						
07	118106-00000	DS06 - FORT STOCKTON SUPPORT STA									
		ALLOCATE	07	011000	64,595.00	07	119700-00000	07	118106-00000	Y	
		** Increase in SL Allocation **			64,595.00						
07	118107-00000	DS07 - SAN ANGELO SUPPORT STAFF									
		ALLOCATE	07	011000	137,772.00	07	119700-00000	07	118107-00000	Y	
		** Increase in SL Allocation **			137,772.00						
07	118108-00000	DS08 - STEPHEVILLE SUPPORT STAFF									
		ALLOCATE	07	011000	99,818.00	07	119700-00000	07	118108-00000	Y	
		** Increase in SL Allocation **			99,818.00						
07	118109-00000	DS09 - BRYAN SUPPORT STAFF									
		ALLOCATE	07	011000	111,197.00	07	119700-00000	07	118109-00000	Y	
		** Increase in SL Allocation **			111,197.00						
07	118110-00000	DS10 - UVALDE SUPPORT STAFF									
		ALLOCATE	07	011000	109,488.00	07	119700-00000	07	118110-00000	Y	
		** Increase in SL Allocation **			109,488.00						
07	118111-00000	DS11 - CORPUS CHRISTI SUPPORT ST									
		ALLOCATE	07	011000	195,121.00	07	119700-00000	07	118111-00000	Y	
		** Increase in SL Allocation **			195,121.00						
07	118112-00000	DS12 - WESLACO SUPPORT STAFF									
		ALLOCATE	07	011000	118,159.00	07	119700-00000	07	118112-00000	Y	
		** Increase in SL Allocation **			118,159.00						
07	118340-00000	INTEGRATED PEST MANAGEMENT									
		ALLOCATE	07	011000	878,688.00	07	119700-00000	07	118340-00000	Y	
		** Increase in SL Allocation **			878,688.00						
07	118390-00000	PROGRAMMING FUNDS									
		ALLOCATE	07	011000	2,775,976.00	07	119700-00000	07	118390-00000	Y	
		** Increase in SL Allocation **			2,775,976.00						
07	118391-00000	COUNTY PROGRAMMING									
		ALLOCATE	07	011000	1,439,243.00	07	119700-00000	07	118391-00000	Y	
		** Increase in SL Allocation **			1,439,243.00						
07	118400-00000	COUNTY EXTENSION-HEADQUARTERS									
		ALLOCATE	07	011000	112,706.00	07	119700-00000	07	118400-00000	Y	
		** Increase in SL Allocation **			112,706.00						

Printed on a Xerox 9700 Laser Printing System at the Computing Services Center / Texas A&M University

Form: URGB01 (02/05/85)

CC	Account	Transaction Description	--- Offset --- CC	Account	Amount	-------- Actual Entry --------- ---- From ----- CC	Account	----- To ------ CC	Account	Feed	Mand
07	118401-00000	DS01 - COUNTY EXTENSION AGENTS ALLOCATE	07	011000	1,192,622.00	07	119700-00000	07	118401-00000	Y	
		** Increase in SL Allocation **			1,192,622.00						
07	118402-00000	DS02 - COUNTY EXTENSION AGENTS ALLOCATE	07	011000	1,247,417.00	07	119700-00000	07	118402-00000	Y	
		** Increase in SL Allocation **			1,247,417.00						
07	118403-00000	DS03 - COUNTY EXTENSION AGENTS ALLOCATE	07	011000	1,474,925.00	07	119700-00000	07	118403-00000	Y	
		** Increase in SL Allocation **			1,474,925.00						
07	118404-00000	DS04 - COUNTY EXTENSION AGENTS ALLOCATE	07	011000	1,713,640.00	07	119700-00000	07	118404-00000	Y	
		** Increase in SL Allocation **			1,713,640.00						
07	118405-00000	DS05 - COUNTY EXTENSION AGENTS ALLOCATE	07	011000	1,730,673.00	07	119700-00000	07	118405-00000	Y	
		** Increase in SL Allocation **			1,730,673.00						
07	118406-00000	DS06 - COUNTY EXTENSION AGENTS ALLOCATE	07	011000	692,363.00	07	119700-00000	07	118406-00000	Y	
		** Increase in SL Allocation **			692,363.00						
07	118407-00000	DS07 - COUNTY EXTENSION AGENTS ALLOCATE	07	011000	1,212,927.00	07	119700-00000	07	118407-00000	Y	
		** Increase in SL Allocation **			1,212,927.00						
07	118408-00000	DS08 - COUNTY EXTENSION AGENTS ALLOCATE	07	011000	1,473,165.00	07	119700-00000	07	118408-00000	Y	
		** Increase in SL Allocation **			1,473,165.00						
07	118409-00000	DS09 - COUNTY EXTENSION AGENTS ALLOCATE	07	011000	1,638,281.00	07	119700-00000	07	118409-00000	Y	
		** Increase in SL Allocation **			1,638,281.00						
07	118410-00000	DS10 - COUNTY EXTENSION AGENTS ALLOCATE	07	011000	1,687,530.00	07	119700-00000	07	118410-00000	Y	
		** Increase in SL Allocation **			1,687,530.00						
07	118411-00000	DS11 - COUNTY EXTENSION AGENTS ALLOCATE	07	011000	1,199,387.00	07	119700-00000	07	118411-00000	Y	
		** Increase in SL Allocation **			1,199,387.00						
07	118412-00000	DS12 - COUNTY EXTENSION AGENTS ALLOCATE	07	011000	1,140,505.00	07	119700-00000	07	118412-00000	Y	
		** Increase in SL Allocation **			1,140,505.00						

Printed on a Xerox 9700 Laser Printing System at the Computing Services Center / Texas A&M University

Form: URGB01 (02/05/85)

CC	Account	Transaction Description	--- Offset --- CC	Account	Amount	-------- Actual Entry --------- ---- From ----- CC	Account	----- To ------ CC	Account	Feed	Mand
07	119700-00000	INTERDISCIPLINARY PROGRAMS									
		ALLOCATE	07	011000	1,713,640.00-	07	119700-00000	07	118404-00000	Y	
		ALLOCATE	07	011000	697,697.00-	07	119700-00000	07	119810-00000	Y	
		ALLOCATE	07	011000	1,473,165.00-	07	119700-00000	07	118408-00000	Y	
		ALLOCATE	07	011000	1,638,281.00-	07	119700-00000	07	118409-00000	Y	
		ALLOCATE	07	011000	1,730,673.00-	07	119700-00000	07	118405-00000	Y	
		ALLOCATE	07	011000	1,140,505.00-	07	119700-00000	07	118412-00000	Y	
		ALLOCATE	07	011000	1,212,927.00-	07	119700-00000	07	118407-00000	Y	
		ALLOCATE	07	011000	1,687,530.00-	07	119700-00000	07	118410-00000	Y	
		ALLOCATE	07	011000	692,363.00-	07	119700-00000	07	118406-00000	Y	
		ALLOCATE	07	011000	1,199,387.00-	07	119700-00000	07	118411-00000	Y	
		ALLOCATE	07	011000	1,474,925.00-	07	119700-00000	07	118403-00000	Y	
		ALLOCATE	07	011000	195,121.00-	07	119700-00000	07	118111-00000	Y	
		ALLOCATE	07	011000	181,881.00-	07	119700-00000	07	155400-00000	Y	
		ALLOCATE	07	011000	1,504,986.00-	07	119700-00000	07	157000-00000	Y	
		ALLOCATE	07	011000	696,431.00-	07	119700-00000	07	158000-00000	Y	
		ALLOCATE	07	011000	207,347.00-	07	119700-00000	07	156200-00000	Y	
		ALLOCATE	07	011000	103,373.00-	07	119700-00000	07	160000-00000	Y	
		ALLOCATE	07	011000	997,756.00-	07	119700-00000	07	156000-00000	Y	
		ALLOCATE	07	011000	3,213,985.00-	07	119700-00000	07	185820-00000	Y	
		ALLOCATE	07	011000	216,405.00-	07	119700-00000	07	156220-00000	Y	
		ALLOCATE	07	011000	125,131.00-	07	119700-00000	07	159000-00000	Y	
		ALLOCATE	07	011000	1,192,622.00-	07	119700-00000	07	118401-00000	Y	
		ALLOCATE	07	011000	1,237,169.00-	07	119700-00000	07	137000-00000	Y	
		ALLOCATE	07	011000	487,457.00-	07	119700-00000	07	154000-00000	Y	
		ALLOCATE	07	011000	256,678.00-	07	119700-00000	07	142000-00000	Y	
		ALLOCATE	07	011000	290,301.00-	07	119700-00000	07	149000-00000	Y	
		ALLOCATE	07	011000	717,120.00-	07	119700-00000	07	137010-00000	Y	
		ALLOCATE	07	011000	120,238.00-	07	119700-00000	07	152000-00000	Y	
		ALLOCATE	07	011000	650,295.00-	07	119700-00000	07	140000-00000	Y	
		ALLOCATE	07	011000	1,457,038.00-	07	119700-00000	07	150000-00000	Y	
		ALLOCATE	07	011000	916,924.00-	07	119700-00000	07	133000-00000	Y	
		ALLOCATE	07	011000	1,447,185.00-	07	119700-00000	07	155000-00000	Y	
		ALLOCATE	07	011000	259,587.00-	07	119700-00000	07	146000-00000	Y	
		ALLOCATE	07	011000	118,159.00-	07	119700-00000	07	118112-00000	Y	
		ALLOCATE	07	011000	176,849.00-	07	119700-00000	07	120000-00000	Y	
		ALLOCATE	07	011000	1,276,923.00-	07	119700-00000	07	129000-00000	Y	
		ALLOCATE	07	011000	1,697,460.00-	07	119700-00000	07	119830-00000	Y	
		ALLOCATE	07	011000	226,297.00-	07	119700-00000	07	130000-00000	Y	
		ALLOCATE	07	011000	1,495,873.00-	07	119700-00000	07	122000-00000	Y	
		ALLOCATE	07	011000	33,263.00-	07	119700-00000	07	128000-00000	Y	
		ALLOCATE	07	011000	260,139.00-	07	119700-00000	07	119820-00000	Y	
		ALLOCATE	07	011000	589,200.00-	07	119700-00000	07	132000-00000	Y	
		ALLOCATE	07	011000	616,932.00-	07	119700-00000	07	125000-00000	Y	
		ALLOCATE	07	011000	709,382.00-	07	119700-00000	07	127000-00000	Y	
		ALLOCATE	07	011000	112,706.00-	07	119700-00000	07	118400-00000	Y	
		ALLOCATE	07	011000	109,488.00-	07	119700-00000	07	118110-00000	Y	

Printed on a Xerox 9700 Laser Printing System at the Computing Services Center / Texas A&M University

Form: URGB01 (02/05/85)

CC	Account	Transaction Description	Offset CC	Offset Account	Amount	Actual Entry From CC	Actual Entry From Account	Actual Entry To CC	Actual Entry To Account	Feed	Mand
07	119700-00000	INTERDISCIPLINARY PROGRAMS									
		ALLOCATE	07	011000	1,247,417.00-	07	119700-00000	07	118402-00000	Y	
		ALLOCATE	07	011000	878,688.00-	07	119700-00000	07	118340-00000	Y	
		ALLOCATE	07	011000	1,439,243.00-	07	119700-00000	07	118391-00000	Y	
		ALLOCATE	07	011000	111,197.00-	07	119700-00000	07	118109-00000	Y	
		ALLOCATE	07	011000	2,775,976.00-	07	119700-00000	07	118390-00000	Y	
		ALLOCATE	07	011000	185,899.00-	07	119700-00000	07	118101-00000	Y	
		ALLOCATE	07	011000	64,595.00-	07	119700-00000	07	118106-00000	Y	
		ALLOCATE	07	011000	102,407.00-	07	119700-00000	07	118103-00000	Y	
		ALLOCATE	07	011000	141,395.00-	07	119700-00000	07	118104-00000	Y	
		ALLOCATE	07	011000	139,343.00-	07	119700-00000	07	118102-00000	Y	
		ALLOCATE	07	011000	168,368.00-	07	119700-00000	07	118105-00000	Y	
		ALLOCATE	07	011000	493,387.00-	07	119700-00000	07	118100-00000	Y	
		ALLOCATE	07	011000	137,772.00-	07	119700-00000	07	118107-00000	Y	
		ALLOCATE	07	011000	1,028,119.00-	07	119700-00000	07	118000-00000	Y	
		ALLOCATE	07	011000	99,818.00-	07	119700-00000	07	118108-00000	Y	
		ALLOCATE	07	011000	2,280,000.00-	07	119700-00000	07	116000-00000	Y	
		ALLOCATE	07	011000	30,833.00-	07	119700-00000	07	112528-00000	Y	
		ALLOCATE	07	011000	26,557.00-	07	119700-00000	07	112670-00000	Y	
		ALLOCATE	07	011000	30,450.00-	07	119700-00000	07	112553-00000	Y	
		ALLOCATE	07	011000	1,192,237.00-	07	119700-00000	07	112570-00000	Y	
		ALLOCATE	07	011000	59,378.00-	07	119700-00000	07	112551-00000	Y	
		ALLOCATE	07	011000	275,055.00-	07	119700-00000	07	112610-00000	Y	
		ALLOCATE	07	011000	19,793.00-	07	119700-00000	07	112552-00000	Y	
		ALLOCATE	07	011000	72,164.00-	07	119700-00000	07	112593-00000	Y	
		ALLOCATE	07	011000	102,918.00-	07	119700-00000	07	112500-00000	Y	
		ALLOCATE	07	011000	30,450.00-	07	119700-00000	07	112555-00000	Y	
		ALLOCATE	07	011000	1,317,615.00-	07	119700-00000	07	111410-00000	Y	
		ALLOCATE	07	011000	50,000.00-	07	119700-00000	07	111910-00000	Y	
		ALLOCATE	07	011000	42,000.00-	07	119700-00000	07	111400-00000	Y	
		ALLOCATE	07	011000	227,369.00-	07	119700-00000	07	111999-00000	Y	
		ALLOCATE	07	011000	251,000.00-	07	119700-00000	07	111500-00000	Y	
		ALLOCATE	07	011000	200,500.00-	07	119700-00000	07	111900-00000	Y	
		ALLOCATE	07	011000	51,000.00-	07	119700-00000	07	111250-00000	Y	
		ALLOCATE	07	011000	172,343.00-	07	119700-00000	07	112450-00000	Y	
		ALLOCATE	07	011000	36,500.00-	07	119700-00000	07	111600-00000	Y	
		ALLOCATE	07	011000	342,290.00-	07	119700-00000	07	111800-00000	Y	
		ALLOCATE	07	011000	90,000.00-	07	119700-00000	07	111200-00000	Y	
		ALLOCATE	07	011000	680,842.00-	07	119700-00000	07	110100-00000	Y	
		ALLOCATE	07	011000	15,000.00-	07	119700-00000	07	110900-00000	Y	
		ALLOCATE	07	011000	94,459.00-	07	119700-00000	07	110400-00000	Y	
		ALLOCATE	07	011000	642,070.00-	07	119700-00000	07	110915-00000	Y	
		ALLOCATE	07	011000	305,812.00-	07	119700-00000	07	110300-00000	Y	
		ALLOCATE	07	011000	1,295,000.00-	07	119700-00000	07	111000-00000	Y	
		ALLOCATE	07	011000	1,378,116.00-	07	119700-00000	07	110200-00000	Y	
		ALLOCATE	07	011000	80,000.00-	07	119700-00000	07	111110-00000	Y	
		ALLOCATE	07	011000	266,280.00-	07	119700-00000	07	110610-00000	Y	

Printed on a Xerox 9700 Laser Printing System at the Computing Services Center / Texas A&M University

Form: URGB01 (02/05/85)

CC	Account	Transaction Description	--- Offset --- CC	Account	Amount	-------- Actual Entry --------- ---- From ----- CC	Account	----- To ------ CC	Account	Feed	Mand
07	119700-00000	INTERDISCIPLINARY PROGRAMS									
		ALLOCATE	07	011000	713,580.00-	07	119700-00000	07	110910-00000	Y	
		ALLOCATE	07	011000	418,076.00-	07	119700-00000	07	110000-00000	Y	
		ALLOCATE	07	011000	44,054,523.00	07	101000-00000	07	119700-00000	Y	
		ALLOCATE	07	011000	13,313,464.00	07	101001-00000	07	119700-00000	Y	
		ALLOCATE	07	011000	2,280,000.00	07	011000	07	119700-00000	Y	
		ALLOCATE	07	011000	341,176.00	07	011000	07	119700-00000	Y	
		ALLOCATE	07	011000	372,942.00	07	101008-00000	07	119700-00000	Y	
		** Decrease in SL Allocation **			0.00						
07	119810-00000	DEPARTMENT HEADS									
		ALLOCATE	07	011000	697,697.00	07	119700-00000	07	119810-00000	Y	
		** Increase in SL Allocation **			697,697.00						
07	119820-00000	AG & NR PROGRAMS									
		ALLOCATE	07	011000	260,139.00	07	119700-00000	07	119820-00000	Y	
		** Increase in SL Allocation **			260,139.00						
07	119830-00000	EXTENSION PROGRAM DEVELOPMENT									
		ALLOCATE	07	011000	1,697,460.00	07	119700-00000	07	119830-00000	Y	
		** Increase in SL Allocation **			1,697,460.00						
07	120000-00000	AG & ENVIRONMENTAL SAFETY									
		ALLOCATE	07	011000	176,849.00	07	119700-00000	07	120000-00000	Y	
		** Increase in SL Allocation **			176,849.00						
07	122000-00000	AGRICULTURAL ECONOMICS									
		ALLOCATE	07	011000	1,495,873.00	07	119700-00000	07	122000-00000	Y	
		** Increase in SL Allocation **			1,495,873.00						
07	125000-00000	AGRICULTURAL EDUCATION									
		ALLOCATE	07	011000	616,932.00	07	119700-00000	07	125000-00000	Y	
		** Increase in SL Allocation **			616,932.00						
07	127000-00000	AGRICULTURAL ENGINEERING									
		ALLOCATE	07	011000	709,382.00	07	119700-00000	07	127000-00000	Y	
		** Increase in SL Allocation **			709,382.00						
07	128000-00000	WATER RESOURCES INSTITUTE									
		ALLOCATE	07	011000	33,263.00	07	119700-00000	07	128000-00000	Y	
		** Increase in SL Allocation **			33,263.00						
07	129000-00000	ANIMAL SCIENCE									
		ALLOCATE	07	011000	1,276,923.00	07	119700-00000	07	129000-00000	Y	
		** Increase in SL Allocation **			1,276,923.00						
07	130000-00000	NUTRITION									
		ALLOCATE	07	011000	226,297.00	07	119700-00000	07	130000-00000	Y	
		** Increase in SL Allocation **			226,297.00						

Printed on a Xerox 9700 Laser Printing System at the Computing Services Center / Texas A&M University

Form: URGB01 (02/05/85)

CC	Account	Transaction Description	--- Offset --- CC	Account	Amount	-------- Actual Entry --------- ---- From ----- CC	Account	----- To ------ CC	Account	Feed	Mand
07	132000-00000	ECOSYSTEM SCIENCE AND MANAGEMENT									
		ALLOCATE	07	011000	589,200.00	07	119700-00000	07	132000-00000	Y	
		** Increase in SL Allocation **			589,200.00						
07	133000-00000	ENTOMOLOGY									
		ALLOCATE	07	011000	916,924.00	07	119700-00000	07	133000-00000	Y	
		** Increase in SL Allocation **			916,924.00						
07	137000-00000	HORTICULTURAL SCIENCES									
		ALLOCATE	07	011000	1,237,169.00	07	119700-00000	07	137000-00000	Y	
		** Increase in SL Allocation **			1,237,169.00						
07	137010-00000	VITICULTURE									
		ALLOCATE	07	011000	717,120.00	07	119700-00000	07	137010-00000	Y	
		** Increase in SL Allocation **			717,120.00						
07	140000-00000	PLANT PATHOLOGY AND MICROBIOLOGY									
		ALLOCATE	07	011000	650,295.00	07	119700-00000	07	140000-00000	Y	
		** Increase in SL Allocation **			650,295.00						
07	142000-00000	POULTRY SCIENCE									
		ALLOCATE	07	011000	256,678.00	07	119700-00000	07	142000-00000	Y	
		** Increase in SL Allocation **			256,678.00						
07	146000-00000	RECREATION, PARK & TOURISM SCIEN									
		ALLOCATE	07	011000	259,587.00	07	119700-00000	07	146000-00000	Y	
		** Increase in SL Allocation **			259,587.00						
07	149000-00000	INSTITUTE RENEWABLE & NATURAL RE									
		ALLOCATE	07	011000	290,301.00	07	119700-00000	07	149000-00000	Y	
		** Increase in SL Allocation **			290,301.00						
07	150000-00000	SOIL AND CROP SCIENCES									
		ALLOCATE	07	011000	1,457,038.00	07	119700-00000	07	150000-00000	Y	
		** Increase in SL Allocation **			1,457,038.00						
07	152000-00000	IIAD - EXTENSION									
		ALLOCATE	07	011000	120,238.00	07	119700-00000	07	152000-00000	Y	
		** Increase in SL Allocation **			120,238.00						
07	154000-00000	WILDLIFE AND FISHERIES SCIENCES									
		ALLOCATE	07	011000	487,457.00	07	119700-00000	07	154000-00000	Y	
		** Increase in SL Allocation **			487,457.00						
07	155000-00000	4-H PROGRAM STAFF									
		ALLOCATE	07	011000	1,447,185.00	07	119700-00000	07	155000-00000	Y	
		** Increase in SL Allocation **			1,447,185.00						

Printed on a Xerox 9700 Laser Printing System at the Computing Services Center / Texas A&M University

Form: URGB01 (02/05/85)

CC	Account	Transaction Description	--- Offset --- CC	Account	Amount	-------- Actual Entry --------- ---- From ----- CC	Account	----- To ------ CC	Account	Feed	Mand
07	155400-00000	4-H CENTER BROWNWOOD									
		ALLOCATE	07	011000	181,881.00	07	119700-00000	07	155400-00000	Y	
		** Increase in SL Allocation **			181,881.00						
07	156000-00000	AGRICULTURAL COMMUNICATIONS									
		ALLOCATE	07	011000	997,756.00	07	119700-00000	07	156000-00000	Y	
		** Increase in SL Allocation **			997,756.00						
07	156200-00000	EDUCATIONAL MATERIALS DISTRIBUTI									
		ALLOCATE	07	011000	207,347.00	07	119700-00000	07	156200-00000	Y	
		** Increase in SL Allocation **			207,347.00						
07	156220-00000	COPY SERVICES									
		ALLOCATE	07	011000	216,405.00	07	119700-00000	07	156220-00000	Y	
		** Increase in SL Allocation **			216,405.00						
07	157000-00000	EXTENSION INFORMATION TECHNOLOGY									
		ALLOCATE	07	011000	1,504,986.00	07	119700-00000	07	157000-00000	Y	
		** Increase in SL Allocation **			1,504,986.00						
07	158000-00000	FAMILY & COMMUNITY HEALTH									
		ALLOCATE	07	011000	696,431.00	07	119700-00000	07	158000-00000	Y	
		** Increase in SL Allocation **			696,431.00						
07	159000-00000	COUNTY GOVERNMENT									
		ALLOCATE	07	011000	125,131.00	07	119700-00000	07	159000-00000	Y	
		** Increase in SL Allocation **			125,131.00						
07	160000-00000	LEADERSHIP PROGRAMS									
		ALLOCATE	07	011000	103,373.00	07	119700-00000	07	160000-00000	Y	
		** Increase in SL Allocation **			103,373.00						
07	185820-00000	WILDLIFE SERVICES									
		ALLOCATE	07	011000	3,213,985.00	07	119700-00000	07	185820-00000	Y	
		** Increase in SL Allocation **			3,213,985.00						
07	210406-00000	SPECIAL ACTIVITIES ACCOUNT									
		ALLOCATE	07	021000	128,365.00-	07	210406-00000	07	210415-00000	N	
		ALLOCATE	07	021000	175,636.00-	07	210406-00000	07	210425-00000	N	
		** Decrease in SL Allocation **			304,001.00-						
07	210415-00000	CONFERENCE SERVICES									
		ALLOCATE	07	021000	128,365.00	07	210406-00000	07	210415-00000	N	
		** Increase in SL Allocation **			128,365.00						
07	210417-00000	PUF ACQUISITONS									
		ALLOCATE	07	021040	600,000.00	07	021000		07 210417-00000	Y	
		** Increase in SL Allocation **			600,000.00						

Printed on a Xerox 9700 Laser Printing System at the Computing Services Center / Texas A&M University

Form: URGB01 (02/05/85)

CC	Account	Transaction Description	--- Offset --- CC	Account	Amount	-------- Actual Entry --------- ---- From ----- CC	Account	----- To ------ CC	Account	Feed	Mand
07	210425-00000	SOUTH CAMPUS ALLOCATE	07	021000	175,636.00	07	210406-00000	07	210425-00000	N	
		** Increase in SL Allocation **			175,636.00						

Printed on a Xerox 9700 Laser Printing System at the Computing Services Center / Texas A&M University

Form: URGB01 (02/05/85)

Account	Name	Section	Page
101000-00000	STATE BASIC AID REVENUE	2	1
101001-00000	FEDERAL E & G REVENUE	2	1
101008-00000	STATE INTERAGENCY CONTRACTS	2	1
101100-00000	ES SPECIAL NEEDS	2	1
101101-00000	BENEFITS FUNDED BY THE STATE - REV	2	1
102000-00000	STAFF BENEFITS REVENUE (SGIP)	2	1
110000-00000	VICE CHANCELLOR	2	1
110100-00000	OFFICE OF THE DIRECTOR	2	1
110200-00000	FISCAL OFFICE	2	1
110300-00000	HUMAN RESOURCE OFFICE	2	2
110400-00000	ADMIN SERVICES- OPERATING	2	2
110610-00000	FEDERAL MAIL ALLOCATION	2	2
110900-00000	EXTENSION RELOCATION ALLOWANCE	2	2
110910-00000	INFRASTRUCTURE SUPPORT - IN BRAZOS	2	2
110915-00000	INFRASTRUCTURE - OUTSIDE BRAZOS CO	2	2
111000-00000	EXTENSION LONGEVITY PAY	2	2
111100-29000	STAFF BENEFITS - GIP	2	2
111100-29001	STAFF BENEFITS - GIP- RESEARCH	2	2
111100-29003	STAFF BENEFITS - GIP INSTIT SUPT	2	3
111101-29000	BENEFITS FUNDED BY THE STATE	2	3
111101-29001	BENEFITS FUNDED BY THE STATE- RESEA	2	3
111101-29003	BENEFITS FUNDED BY THE STATE-INSTIT	2	3
111110-00000	TERMINAL LEAVE ACCOUNT	2	3
111200-29000	AGENCY FUNDED DIFFERENTIAL - 1.19%	2	3
111200-29001	AGENCY FUNDED DIFFERENTIAL - 1.19%	2	3
111200-29003	AGENCY FUNDED DIFFERENTIAL - 1.19%	2	3
111250-29000	AGENCY FUNDED SUPPLEMENTAL - 1.31%	2	3
111250-29001	AGENCY FUNDED SUPPLEMENTAL - 1.31%	2	3
111250-29003	AGENCY FUNDED SUPPLEMENTAL - 1.31%	2	4
111400-00000	EXTENSION FEDERAL BENEFITS	2	4
111410-00000	AGENCY GROUP INSURANCE PREMUIMS	2	4
111500-29000	EXTENSION WCI	2	4
111500-29001	EXTENSION WCI-RESEARCH	2	4
111500-29003	EXTENSION WCI	2	4
111600-29000	EXTENSION UCI	2	4
111600-29001	EXTENSION UCI- RESEARCH	2	4
111600-29003	EXTENSION UCI	2	4
111800-00000	EXTENSION FICA	2	4
111900-00000	EXTENSION ORP/TRS MATCHING	2	5
111910-29000	TRS 90 DAYS	2	5
111910-29001	TRS 90 DAYS- RESEARCH	2	5
111910-29003	TRS 90 DAYS	2	5
111999-00000	PROGRAMMING SUPPORT	2	5
112450-00000	WATER RESOURCE MANAGEMENT	2	5
112500-00000	SCSC- PROFIT INITIATIVE	2	5
112528-00000	TWAR- WATER INITIATIVE	2	5
112551-00000	SCSC-WATER RESOURCE MGMT	2	5
112552-00000	ESSM- WATER RESOURCE MGMT	2	6
112553-00000	AGEN- WATER RESOURCE MGMT	2	6
112555-00000	FOUR- WATER RESOURCE MGMT	2	6
112570-00000	RISK MANAGEMENT	2	6

Printed on a Xerox 9700 Laser Printing System at the Computing Services Center / Texas A&M University

Form: URGB01 (02/05/85)

Account	Name	Section	Page
112593-00000	SCSC- PRECISION AG INITIATIVE	2	6
112610-00000	ENTO- FIRE ANT INITIATIVE	2	6
112670-00000	WATER - TEMPLE	2	6
112710-00000	ES SPECIAL NEEDS	2	6
116000-00000	HEALTHY SOUTH TEXAS	2	7
118000-00000	FIELD SUPERVISION	2	7
118100-00000	COUNTY EXTENSION ADMINISTRATION	2	7
118101-00000	DS01 - AMARILLO SUPPORT STAFF	2	7
118102-00000	DS02 - LUBBOCK SUPPORT STAFF	2	7
118103-00000	DS03 - VERNON SUPPORT STAFF	2	7
118104-00000	DS04 - DALLAS SUPPORT STAFF	2	7
118105-00000	DS05 - OVERTON SUPPORT STAFF	2	7
118106-00000	DS06 - FORT STOCKTON SUPPORT STAFF	2	7
118107-00000	DS07 - SAN ANGELO SUPPORT STAFF	2	8
118108-00000	DS08 - STEPHEVILLE SUPPORT STAFF	2	8
118109-00000	DS09 - BRYAN SUPPORT STAFF	2	8
118110-00000	DS10 - UVALDE SUPPORT STAFF	2	8
118111-00000	DS11 - CORPUS CHRISTI SUPPORT STAFF	2	8
118112-00000	DS12 - WESLACO SUPPORT STAFF	2	8
118340-00000	INTEGRATED PEST MANAGEMENT	2	8
118390-00000	PROGRAMMING FUNDS	2	8
118391-00000	COUNTY PROGRAMMING	2	8
118400-00000	COUNTY EXTENSION-HEADQUARTERS	2	9
118401-00000	DS01 - COUNTY EXTENSION AGENTS	2	9
118402-00000	DS02 - COUNTY EXTENSION AGENTS	2	9
118403-00000	DS03 - COUNTY EXTENSION AGENTS	2	9
118404-00000	DS04 - COUNTY EXTENSION AGENTS	2	9
118405-00000	DS05 - COUNTY EXTENSION AGENTS	2	9
118406-00000	DS06 - COUNTY EXTENSION AGENTS	2	9
118407-00000	DS07 - COUNTY EXTENSION AGENTS	2	9
118408-00000	DS08 - COUNTY EXTENSION AGENTS	2	9
118409-00000	DS09 - COUNTY EXTENSION AGENTS	2	9
118410-00000	DS10 - COUNTY EXTENSION AGENTS	2	10
118411-00000	DS11 - COUNTY EXTENSION AGENTS	2	10
118412-00000	DS12 - COUNTY EXTENSION AGENTS	2	10
119810-00000	DEPARTMENT HEADS	2	10
119820-00000	AG & NR PROGRAMS	2	10
119830-00000	EXTENSION PROGRAM DEVELOPMENT	2	10
120000-00000	AG & ENVIRONMENTAL SAFETY	2	10
122000-00000	AGRICULTURAL ECONOMICS	2	10
125000-00000	AGRICULTURAL EDUCATION	2	11
127000-00000	AGRICULTURAL ENGINEERING	2	11
128000-00000	WATER RESOURCES INSTITUTE	2	11
129000-00000	ANIMAL SCIENCE	2	11
130000-00000	NUTRITION	2	11
132000-00000	ECOSYSTEM SCIENCE AND MANAGEMENT	2	11
133000-00000	ENTOMOLOGY	2	11
137000-00000	HORTICULTURAL SCIENCES	2	12
137010-00000	VITICULTURE	2	12
140000-00000	PLANT PATHOLOGY AND MICROBIOLOGY	2	12
142000-00000	POULTRY SCIENCE	2	12

Printed on a Xerox 9700 Laser Printing System at the Computing Services Center / Texas A&M University

Form: URGB01 (02/05/85)

Account	Name	Section	Page
146000-00000	RECREATION, PARK & TOURISM SCIENCES	2	12
149000-00000	INSTITUTE RENEWABLE & NATURAL RES	2	12
150000-00000	SOIL AND CROP SCIENCES	2	12
152000-00000	IIAD - EXTENSION	2	13
154000-00000	WILDLIFE AND FISHERIES SCIENCES	2	13
155000-00000	4-H PROGRAM STAFF	2	13
155400-00000	4-H CENTER BROWNWOOD	2	13
156000-00000	AGRICULTURAL COMMUNICATIONS	2	13
156200-00000	EDUCATIONAL MATERIALS DISTRIBUTION	2	13
156220-00000	COPY SERVICES	2	13
157000-00000	EXTENSION INFORMATION TECHNOLOGY	2	14
158000-00000	FAMILY & COMMUNITY HEALTH	2	14
159000-00000	COUNTY GOVERNMENT	2	14
160000-00000	LEADERSHIP PROGRAMS	2	14
185820-00000	WILDLIFE SERVICES	2	14
198137-49999	LICENSE PLATE- MASTER GARDENER	2	14
198155-49999	LICENSE PLATE- 4-H	2	14
210399-00000	STILES FARM PROGRAM SUPPORT	3	1
210406-00000	SPECIAL ACTIVITIES ACCOUNT	3	1
210410-00000	COST RECOVERY	3	1
210415-00000	CONFERENCE SERVICES	3	1
210417-00000	PUF ACQUISITONS	3	1
210425-00000	SOUTH CAMPUS	3	1
210430-00000	RESOURCE ALLOCATION PROGRAM-RAP	3	1
210440-00000	FLEET SERVICE CENTER	4	1
210445-00000	FLEET - VEHICLE RESERVE	4	1
210550-00000	ADMN - ERC FUNDS	3	2
210700-00000	INDIRECT COSTS RECOVERIES	3	2
210902-00000	EXT EDUC - D STEELE	3	2
210910-00000	EXT EDUCATIONAL PROGRAMMING	3	2
211000-00000	UCI RESERVE - LOCAL FUNDS	4	1
211005-00000	SERVICE CENTER - LUMP SUM PAYMENTS	4	1
211411-	AGENCY GIP- SYSTEM	3	2
214700-00000	HUMAN SCIENCE - PROGRAM DEV FUNDS	3	2
215550-00000	AGNR - ERC FUNDS	3	3
218550-00000	COUNTY PROGRAMS - ERC FUNDS	3	3
218719-00000	MILT- PRGM DEVELOPMENT FUNDS	3	3
220888-00000	AGCH-DESIGNATED PRGM-BUDGET ONLY	3	3
222888-00000	AGEC DESIGNATED PRGM- BUDGET ONLY	3	3
225888-00000	AGED DESIGNATED PRGM- BUDGET ONLY	3	4
227888-00000	AGEN DESIGNATED PRGM- BUDGET ONLY	3	4
228888-00000	TWAR DESIGNATED PRGM- BUDGET ONLY	3	4
229888-00000	ANSC DESIGNATED PRGM- BUDGET ONLY	3	4
230710-00000	BLTX - PROGRAM DEVELOPMENT FUNDS	3	4
230888-00000	NUTR DESIGNATED PRGM- BUDGET ONLY	3	5
232888-00000	ESSM DESIGNATED PRGM- BUDGET ONLY	3	5
233888-00000	ENTO DESIGNATED PRGM- BUDGET ONLY	3	5
237888-00000	HORT DESIGNATED PRGM- BUDGET ONLY	3	5
240888-00000	PLPM DESIGNATED PRGM- BUDGET ONLY	3	6
242888-00000	POSC DESIGNATED PRGM- BUDGET ONLY	3	6
246888-00000	REPK DESIGNATED PRGM- BUDGET ONLY	3	6

Printed on a Xerox 9700 Laser Printing System at the Computing Services Center / Texas A&M University

Form: URGB01 (02/05/85)

Account	Name	Section	Page
249888-00000	IRNR DESIGNATED PRGM- BUDGET ONLY	3	6
250888-00000	SCSC DESIGNATED PRGM- BUDGET ONLY	3	7
252888-00000	IIAD DESIGNATED PRGM- BUDGET ONLY	3	7
254888-00000	WFSC DESIGNATED PRGM- BUDGET ONLY	3	7
255888-00000	FOUR DESIGNATED PRGM- BUDGET ONLY	3	7
256440-	COPY SERVICE CENTER	4	1
256445-	COPY SERVICE CENTER RESERVE	4	1
256888-00000	AGCO - BUDGET ONLY	3	8
257440-	COMPUTER SERVICE CENTER	4	1
257888-00000	AIT DESIGNATED PRGM- BUDGET ONLY	3	8
258888-00000	FDRM DESIGNATED PRGM- BUDGET ONLY	3	8
259888-00000	VGYI- DESIGNATED PRGM-BUDGET ONLY	3	8
259999-00000	VGYI - UNRESTRICTED CONTRIBUTIONS	3	8
260999-00000	TALL- UNRESTRICTED CONTRIBUTION	3	8
261888-	CIAP DESIGNATED PRGM- BUDGET ONLY	3	9
271100-00000	DS01 WORKSHOP	3	9
272100-00000	DS02 - DISTRICT WORKSHOPS	3	9
273100-00000	DS03 - DISTRICT WORSKHOPS	3	9
274100-00000	DS04 - WORKSHOPS	3	9
275100-00000	DS05 - DISTRICT WORKSHOPS	3	9
276100-00000	DS06 - DISTRICT WORKSHOPS	3	9
277100-00000	DS07 - DISTRICT WORKSHOPS	3	10
278100-00000	DS08 - DISTRICT WORKSHOPS	3	10
279100-00000	DS09 - DISTRICT WORKSHOPS	3	10
280100-00000	DS10 - DISTRICT WORKSHOPS	3	10
280999-00000	DS10 - UNRESTRICTED CONTRIBUTIONS	3	10
281100-00000	DS11 - DISTRICT WORKSHOPS	3	10
282100-00000	DS12 - DISTRICT WORKSHOPS	3	11
285888-00000	WDMS- BUDGET ONLY	3	11
418888-	COUNTY PRGMS- RESTR BUDGET ONLY	6	1
424180-00000	BETTER LIVING FOR TEXANS '18	6	1
449888-	IRNR RESTRICTED PRGM- BUDGET ONLY	6	1
454570-68003	FY18-19 - AGRILIFE RESEARCH SEABURY	6	1
461888-	CIAP RESTRICTED PRGM- BUDGET ONLY	6	1
485888-	WDMS-RESTRICTED PRGM- BUDGET ONLY	6	2
522888-	AGEC-RESTRICTED PRGM-BUDGET ONLY	6	2
525888-	AGED-RESTRICTED PRGM-BUDGET ONLY	6	2
526400-00000	FT. SAM MILITARY LIFE SKILLS SUBSTA	6	2
527888-	AGEN-RESTRICTED PRGM-BUDGET ONLY	6	3
528888-	TWAR- RESTRICTED BUDGET ONLY	6	3
529888-	ANSC- RESTRICTED BUDGET ONLY	6	3
533888-	ENTO RESTRICTED PRGM- BUDGET ONLY	6	3
537888-	HORT- RESTRICTED BUDGET ONLY	6	4
540888-	PLPM- RESTRICTED BUDGET ONLY	6	4
542888-	POSC- RESTRICTED BUDGET ONLY	6	4
546888-	REPK RESTRICTED PRGM- BUDGET ONLY	6	4
550888-	SCSC RESTRICTED PRGM- BUDGET ONLY	6	5
552888-	IIAD- RESTRICTED BUDGET ONLY	6	5
554888-	WFSC- RESTRICTED BUDGET ONLY	6	5
555888-	FOUR RESTRICTED PRGM- BUDGET ONLY	6	5
558888-	FDRM RESTRICTED PRGM- BUDGET ONLY	6	6

Printed on a Xerox 9700 Laser Printing System at the Computing Services Center / Texas A&M University

Form: URGB01 (02/05/85)

Account	Name	Section	Page
586888-	ESPE-RESTRICTED PRGM-BUDGET ONLY	6	6
611700-00000	FES EMPL. RETIREMENT MATCHING	6	6
618400-00000	EXPANDED NUTRITION PROGRAM	6	6

Printed on a Xerox 9700 Laser Printing System at the Computing Services Center / Texas A&M University

Form: URGB01 (02/05/85)

Account	Name	Section	Page

****
* *
* BLANK PAGE *
* *
****

Printed on a Xerox 9700 Laser Printing System at the Computing Services Center / Texas A&M University

Form: URGB01 (02/05/85)

Name	Account	Section	Page
ADMIN SERVICES- OPERATING	110400-00000	2	2
ADMN - ERC FUNDS	210550-00000	3	2
AG & ENVIRONMENTAL SAFETY	120000-00000	2	10
AG & NR PROGRAMS	119820-00000	2	10
AGCH-DESIGNATED PRGM-BUDGET ONLY	220888-00000	3	3
AGCO - BUDGET ONLY	256888-00000	3	8
AGEC DESIGNATED PRGM- BUDGET ONLY	222888-00000	3	3
AGEC-RESTRICTED PRGM-BUDGET ONLY	522888-	6	2
AGED DESIGNATED PRGM- BUDGET ONLY	225888-00000	3	4
AGED-RESTRICTED PRGM-BUDGET ONLY	525888-	6	2
AGEN DESIGNATED PRGM- BUDGET ONLY	227888-00000	3	4
AGEN- WATER RESOURCE MGMT	112553-00000	2	6
AGEN-RESTRICTED PRGM-BUDGET ONLY	527888-	6	3
AGENCY FUNDED DIFFERENTIAL - 1.19%	111200-29003	2	3
AGENCY FUNDED DIFFERENTIAL - 1.19%	111200-29000	2	3
AGENCY FUNDED DIFFERENTIAL - 1.19%	111200-29001	2	3
AGENCY FUNDED SUPPLEMENTAL - 1.31%	111250-29000	2	3
AGENCY FUNDED SUPPLEMENTAL - 1.31%	111250-29003	2	4
AGENCY FUNDED SUPPLEMENTAL - 1.31%	111250-29001	2	3
AGENCY GIP- SYSTEM	211411-	3	2
AGENCY GROUP INSURANCE PREMUIMS	111410-00000	2	4
AGNR - ERC FUNDS	215550-00000	3	3
AGRICULTURAL COMMUNICATIONS	156000-00000	2	13
AGRICULTURAL ECONOMICS	122000-00000	2	10
AGRICULTURAL EDUCATION	125000-00000	2	11
AGRICULTURAL ENGINEERING	127000-00000	2	11
AIT DESIGNATED PRGM- BUDGET ONLY	257888-00000	3	8
ANIMAL SCIENCE	129000-00000	2	11
ANSC DESIGNATED PRGM- BUDGET ONLY	229888-00000	3	4
ANSC- RESTRICTED BUDGET ONLY	529888-	6	3
BENEFITS FUNDED BY THE STATE	111101-29000	2	3
BENEFITS FUNDED BY THE STATE - REV	101101-00000	2	1
BENEFITS FUNDED BY THE STATE- RESEA	111101-29001	2	3
BENEFITS FUNDED BY THE STATE-INSTIT	111101-29003	2	3
BETTER LIVING FOR TEXANS '18	424180-00000	6	1
BLTX - PROGRAM DEVELOPMENT FUNDS	230710-00000	3	4
CIAP DESIGNATED PRGM- BUDGET ONLY	261888-	3	9
CIAP RESTRICTED PRGM- BUDGET ONLY	461888-	6	1
COMPUTER SERVICE CENTER	257440-	4	1
CONFERENCE SERVICES	210415-00000	3	1
COPY SERVICE CENTER	256440-	4	1
COPY SERVICE CENTER RESERVE	256445-	4	1
COPY SERVICES	156220-00000	2	13
COST RECOVERY	210410-00000	3	1
COUNTY EXTENSION ADMINISTRATION	118100-00000	2	7
COUNTY EXTENSION-HEADQUARTERS	118400-00000	2	9
COUNTY GOVERNMENT	159000-00000	2	14
COUNTY PRGMS- RESTR BUDGET ONLY	418888-	6	1
COUNTY PROGRAMMING	118391-00000	2	8
COUNTY PROGRAMS - ERC FUNDS	218550-00000	3	3
DEPARTMENT HEADS	119810-00000	2	10

Printed on a Xerox 9700 Laser Printing System at the Computing Services Center / Texas A&M University

Form: URGB01 (02/05/85)

Name	Account	Section	Page
DS01 - AMARILLO SUPPORT STAFF	118101-00000	2	7
DS01 - COUNTY EXTENSION AGENTS	118401-00000	2	9
DS01 WORKSHOP	271100-00000	3	9
DS02 - COUNTY EXTENSION AGENTS	118402-00000	2	9
DS02 - DISTRICT WORKSHOPS	272100-00000	3	9
DS02 - LUBBOCK SUPPORT STAFF	118102-00000	2	7
DS03 - COUNTY EXTENSION AGENTS	118403-00000	2	9
DS03 - DISTRICT WORSKHOPS	273100-00000	3	9
DS03 - VERNON SUPPORT STAFF	118103-00000	2	7
DS04 - COUNTY EXTENSION AGENTS	118404-00000	2	9
DS04 - DALLAS SUPPORT STAFF	118104-00000	2	7
DS04 - WORKSHOPS	274100-00000	3	9
DS05 - COUNTY EXTENSION AGENTS	118405-00000	2	9
DS05 - DISTRICT WORKSHOPS	275100-00000	3	9
DS05 - OVERTON SUPPORT STAFF	118105-00000	2	7
DS06 - COUNTY EXTENSION AGENTS	118406-00000	2	9
DS06 - DISTRICT WORKSHOPS	276100-00000	3	9
DS06 - FORT STOCKTON SUPPORT STAFF	118106-00000	2	7
DS07 - COUNTY EXTENSION AGENTS	118407-00000	2	9
DS07 - DISTRICT WORKSHOPS	277100-00000	3	10
DS07 - SAN ANGELO SUPPORT STAFF	118107-00000	2	8
DS08 - COUNTY EXTENSION AGENTS	118408-00000	2	9
DS08 - DISTRICT WORKSHOPS	278100-00000	3	10
DS08 - STEPHEVILLE SUPPORT STAFF	118108-00000	2	8
DS09 - BRYAN SUPPORT STAFF	118109-00000	2	8
DS09 - COUNTY EXTENSION AGENTS	118409-00000	2	9
DS09 - DISTRICT WORKSHOPS	279100-00000	3	10
DS10 - COUNTY EXTENSION AGENTS	118410-00000	2	10
DS10 - DISTRICT WORKSHOPS	280100-00000	3	10
DS10 - UNRESTRICTED CONTRIBUTIONS	280999-00000	3	10
DS10 - UVALDE SUPPORT STAFF	118110-00000	2	8
DS11 - CORPUS CHRISTI SUPPORT STAFF	118111-00000	2	8
DS11 - COUNTY EXTENSION AGENTS	118411-00000	2	10
DS11 - DISTRICT WORKSHOPS	281100-00000	3	10
DS12 - COUNTY EXTENSION AGENTS	118412-00000	2	10
DS12 - DISTRICT WORKSHOPS	282100-00000	3	11
DS12 - WESLACO SUPPORT STAFF	118112-00000	2	8
ECOSYSTEM SCIENCE AND MANAGEMENT	132000-00000	2	11
EDUCATIONAL MATERIALS DISTRIBUTION	156200-00000	2	13
ENTO DESIGNATED PRGM- BUDGET ONLY	233888-00000	3	5
ENTO RESTRICTED PRGM- BUDGET ONLY	533888-	6	3
ENTO- FIRE ANT INITIATIVE	112610-00000	2	6
ENTOMOLOGY	133000-00000	2	11
ES SPECIAL NEEDS	112710-00000	2	6
ES SPECIAL NEEDS	101100-00000	2	1
ESPE-RESTRICTED PRGM-BUDGET ONLY	586888-	6	6
ESSM DESIGNATED PRGM- BUDGET ONLY	232888-00000	3	5
ESSM- WATER RESOURCE MGMT	112552-00000	2	6
EXPANDED NUTRITION PROGRAM	618400-00000	6	6
EXT EDUC - D STEELE	210902-00000	3	2
EXT EDUCATIONAL PROGRAMMING	210910-00000	3	2

Printed on a Xerox 9700 Laser Printing System at the Computing Services Center / Texas A&M University

Form: URGB01 (02/05/85)

Name	Account	Section	Page
EXTENSION FEDERAL BENEFITS	111400-00000	2	4
EXTENSION FICA	111800-00000	2	4
EXTENSION INFORMATION TECHNOLOGY	157000-00000	2	14
EXTENSION LONGEVITY PAY	111000-00000	2	2
EXTENSION ORP/TRS MATCHING	111900-00000	2	5
EXTENSION PROGRAM DEVELOPMENT	119830-00000	2	10
EXTENSION RELOCATION ALLOWANCE	110900-00000	2	2
EXTENSION UCI	111600-29000	2	4
EXTENSION UCI	111600-29003	2	4
EXTENSION UCI- RESEARCH	111600-29001	2	4
EXTENSION WCI	111500-29000	2	4
EXTENSION WCI	111500-29003	2	4
EXTENSION WCI-RESEARCH	111500-29001	2	4
FAMILY & COMMUNITY HEALTH	158000-00000	2	14
FDRM DESIGNATED PRGM- BUDGET ONLY	258888-00000	3	8
FDRM RESTRICTED PRGM- BUDGET ONLY	558888-	6	6
FEDERAL E & G REVENUE	101001-00000	2	1
FEDERAL MAIL ALLOCATION	110610-00000	2	2
FES EMPL. RETIREMENT MATCHING	611700-00000	6	6
FIELD SUPERVISION	118000-00000	2	7
FISCAL OFFICE	110200-00000	2	1
FLEET - VEHICLE RESERVE	210445-00000	4	1
FLEET SERVICE CENTER	210440-00000	4	1
FOUR DESIGNATED PRGM- BUDGET ONLY	255888-00000	3	7
FOUR RESTRICTED PRGM- BUDGET ONLY	555888-	6	5
FOUR- WATER RESOURCE MGMT	112555-00000	2	6
FT. SAM MILITARY LIFE SKILLS SUBSTA	526400-00000	6	2
FY18-19 - AGRILIFE RESEARCH SEABURY	454570-68003	6	1
HEALTHY SOUTH TEXAS	116000-00000	2	7
HORT DESIGNATED PRGM- BUDGET ONLY	237888-00000	3	5
HORT- RESTRICTED BUDGET ONLY	537888-	6	4
HORTICULTURAL SCIENCES	137000-00000	2	12
HUMAN RESOURCE OFFICE	110300-00000	2	2
HUMAN SCIENCE - PROGRAM DEV FUNDS	214700-00000	3	2
IIAD - EXTENSION	152000-00000	2	13
IIAD DESIGNATED PRGM- BUDGET ONLY	252888-00000	3	7
IIAD- RESTRICTED BUDGET ONLY	552888-	6	5
INDIRECT COSTS RECOVERIES	210700-00000	3	2
INFRASTRUCTURE - OUTSIDE BRAZOS CO	110915-00000	2	2
INFRASTRUCTURE SUPPORT - IN BRAZOS	110910-00000	2	2
INSTITUTE RENEWABLE & NATURAL RES	149000-00000	2	12
INTEGRATED PEST MANAGEMENT	118340-00000	2	8
IRNR DESIGNATED PRGM- BUDGET ONLY	249888-00000	3	6
IRNR RESTRICTED PRGM- BUDGET ONLY	449888-	6	1
LEADERSHIP PROGRAMS	160000-00000	2	14
LICENSE PLATE- MASTER GARDENER	198137-49999	2	14
LICENSE PLATE- 4-H	198155-49999	2	14
MILT- PRGM DEVELOPMENT FUNDS	218719-00000	3	3
NUTR DESIGNATED PRGM- BUDGET ONLY	230888-00000	3	5
NUTRITION	130000-00000	2	11
OFFICE OF THE DIRECTOR	110100-00000	2	1

Printed on a Xerox 9700 Laser Printing System at the Computing Services Center / Texas A&M University

Form: URGB01 (02/05/85)

Name	Account	Section	Page
PLANT PATHOLOGY AND MICROBIOLOGY	140000-00000	2	12
PLPM DESIGNATED PRGM- BUDGET ONLY	240888-00000	3	6
PLPM- RESTRICTED BUDGET ONLY	540888-	6	4
POSC DESIGNATED PRGM- BUDGET ONLY	242888-00000	3	6
POSC- RESTRICTED BUDGET ONLY	542888-	6	4
POULTRY SCIENCE	142000-00000	2	12
PROGRAMMING FUNDS	118390-00000	2	8
PROGRAMMING SUPPORT	111999-00000	2	5
PUF ACQUISITONS	210417-00000	3	1
RECREATION, PARK & TOURISM SCIENCES	146000-00000	2	12
REPK DESIGNATED PRGM- BUDGET ONLY	246888-00000	3	6
REPK RESTRICTED PRGM- BUDGET ONLY	546888-	6	4
RESOURCE ALLOCATION PROGRAM-RAP	210430-00000	3	1
RISK MANAGEMENT	112570-00000	2	6
SCSC DESIGNATED PRGM- BUDGET ONLY	250888-00000	3	7
SCSC RESTRICTED PRGM- BUDGET ONLY	550888-	6	5
SCSC- PRECISION AG INITIATIVE	112593-00000	2	6
SCSC- PROFIT INITIATIVE	112500-00000	2	5
SCSC-WATER RESOURCE MGMT	112551-00000	2	5
SERVICE CENTER - LUMP SUM PAYMENTS	211005-00000	4	1
SOIL AND CROP SCIENCES	150000-00000	2	12
SOUTH CAMPUS	210425-00000	3	1
SPECIAL ACTIVITIES ACCOUNT	210406-00000	3	1
STAFF BENEFITS - GIP	111100-29000	2	2
STAFF BENEFITS - GIP INSTIT SUPT	111100-29003	2	3
STAFF BENEFITS - GIP- RESEARCH	111100-29001	2	2
STAFF BENEFITS REVENUE (SGIP)	102000-00000	2	1
STATE BASIC AID REVENUE	101000-00000	2	1
STATE INTERAGENCY CONTRACTS	101008-00000	2	1
STILES FARM PROGRAM SUPPORT	210399-00000	3	1
TALL- UNRESTRICTED CONTRIBUTION	260999-00000	3	8
TERMINAL LEAVE ACCOUNT	111110-00000	2	3
TRS 90 DAYS	111910-29000	2	5
TRS 90 DAYS	111910-29003	2	5
TRS 90 DAYS- RESEARCH	111910-29001	2	5
TWAR DESIGNATED PRGM- BUDGET ONLY	228888-00000	3	4
TWAR- RESTRICTED BUDGET ONLY	528888-	6	3
TWAR- WATER INITIATIVE	112528-00000	2	5
UCI RESERVE - LOCAL FUNDS	211000-00000	4	1
VGYI - UNRESTRICTED CONTRIBUTIONS	259999-00000	3	8
VGYI- DESIGNATED PRGM-BUDGET ONLY	259888-00000	3	8
VICE CHANCELLOR	110000-00000	2	1
VITICULTURE	137010-00000	2	12
WATER - TEMPLE	112670-00000	2	6
WATER RESOURCE MANAGEMENT	112450-00000	2	5
WATER RESOURCES INSTITUTE	128000-00000	2	11
WDMS- BUDGET ONLY	285888-00000	3	11
WDMS-RESTRICTED PRGM- BUDGET ONLY	485888-	6	2
WFSC DESIGNATED PRGM- BUDGET ONLY	254888-00000	3	7
WFSC- RESTRICTED BUDGET ONLY	554888-	6	5
WILDLIFE AND FISHERIES SCIENCES	154000-00000	2	13

Printed on a Xerox 9700 Laser Printing System at the Computing Services Center / Texas A&M University

Form: URGB01 (02/05/85)

Name	Account	Section	Page
WILDLIFE SERVICES	185820-00000	2	14
4-H CENTER BROWNWOOD	155400-00000	2	13
4-H PROGRAM STAFF	155000-00000	2	13

Printed on a Xerox 9700 Laser Printing System at the Computing Services Center / Texas A&M University

Form: URGB01 (02/05/85)

Name	Account	Section	Page

****
*   *
* BLANK PAGE *
*   *
****

Printed on a Xerox 9700 Laser Printing System at the Computing Services Center / Texas A&M University



TEXAS A&M
FOREST SERVICE

Board Approved Operating Budgets

Fiscal Year Ending August 31, 2019

Table of Contents

Section	Title
1	Statement of Changes in Fund Balance
2	Functional and General Funds
3	Designated Funds
4	Designated Service Departments
5	Auxiliary Enterprises
6	Restricted Funds
7	Plant Funds
8	Transfers by Account
9	Allocations by Account
10	Index by Account Number
11	Index by Account Name

Form: URGB01 (02/05/85)
Printed on a Xerox 9700 Laser Printing System at the Computing Services Center / Texas A&M University

Table of Contents

Section	Title

BLANK PAGE

Form: URGB01 (02/05/85)
Printed on a Xerox 9700 Laser Printing System at the Computing Services Center / Texas A&M University

Statement of Changes in Fund Balance - Board Approved

Description	Current Funds: Functional and General	Current Funds: Designated	Current Funds: Auxiliary Enterprises	Current Funds: Restricted	Plant Funds	Total
Revenues						
State Approp - General Revenue	10,645,108					10,645,108
State Approp - Benefits Pd by St	2,005,467					2,005,467
State Approp - Other	26,228,568					26,228,568
Contracts and Grants	4,059,673	1,102,364		2,938,921		8,100,958
Sales and Services	735,612	855,693		365,965		1,957,270
Investment Income	150,000	249,554		9,000		408,554
Other Operating Income	24,531,549					24,531,549
Total Revenue	68,355,977	2,207,611		3,313,886		73,877,474
Expenses						
Salaries - Non-Faculty	22,903,914	352,976		731,393		23,988,283
Wages	1,008,135	107,050		47,000		1,162,185
Benefits	8,465,015	107,959		213,375		8,786,349
Utilities	299,519	15,500		10,500		325,519
Operations and Maintenance	30,547,503	1,580,786		2,310,388		34,438,677
Equipment (Capitalized)	5,174,215					5,174,215
Other Non-Operating Expense	3,792	43,340		1,230		48,362
Total Expense(Less Service Depts)	68,402,093	2,207,611		3,313,886		73,923,590
Net Service Departments						
Total Expense	68,402,093	2,207,611		3,313,886		73,923,590
Transfers						
Retirement of Indebtedness						
Other Transfers					100,000	100,000
Total Transfers					100,000	100,000
Net Change in Fund Balance	46,116-				100,000	53,884

Form: URGB01 (02/05/85)
Printed on a Xerox 9700 Laser Printing System at the Computing Services Center / Texas A&M University

Form: URGB01 (02/05/85)

Description	Current Funds: Functional and General	Current Funds: Designated	Current Funds: Auxiliary Enterprises	Current Funds: Restricted	Plant Funds	Total

****
* *
* BLANK PAGE *
* *
****

Printed on a Xerox 9700 Laser Printing System at the Computing Services Center / Texas A&M University

Form: URGB01 (02/05/85)

Account	Description	Beginning Balance	Revenues	Net Allocations	Expenditures	Increase (Decrease)	Ending Balance
100201	STATE APPROPRIATIONS - FUND 0001						
	Revenue						
	State Approp - Gene		10,645,108				
	Account Total	0	10,645,108	10,645,108-	0	0	0
100203	OASI BENEFIT APPN - FUND 0001						
	Revenue						
	State Approp - Bene		303,307				
	Account Total	0	303,307	303,307-	0	0	0
100211	GIP BENEFIT APPN - FUND 0001						
	Revenue						
	State Approp - Bene		1,367,315				
	Account Total	0	1,367,315	1,367,315-	0	0	0
110501	DIRECTOR'S OFFICE						
	Expense						
	Salaries - Non-Faculty				54,973		
	Account Total	0	0	54,973	54,973	0	0
110507	FINANCE & ADMIN						
	Expense						
	Salaries - Non-Faculty				12,652		
	Account Total	0	0	12,652	12,652	0	0
110511	BUDGETS & ACCOUNTING DEPT - FD 0001						
	Expense						
	Salaries - Non-Faculty				29,093		
	Account Total	0	0	29,093	29,093	0	0
110512	SYSTEM ASSESSMENTS-ADMIN FD 0001						
	Expense						
	Operations and Maintenance				44,991		
	Account Total	0	0	44,991	44,991	0	0
110514	INFRASTRUCTURE SUPP - BRAZOS CO						
	Expense						
	Operations and Maintenance				271,970		
	Account Total	0	0	271,970	271,970	0	0
110515	TFS HEADQUARTERS BUILDING EXPENSES						
	Expense						
	Operations and Maintenance				30,000		
	Account Total	0	0	30,000	30,000	0	0

Printed on a Xerox 9700 Laser Printing System at the Computing Services Center / Texas A&M University

Form: URGB01 (02/05/85)

Account	Description	Beginning Balance	Revenues	Net Allocations	Expenditures	Increase (Decrease)	Ending Balance
110522	BENEFITS - INSTIT SUPPORT - FD 0001						
	Expense						
	Salaries - Non-Faculty				3,000		
	Benefits				28,053		
	Account Total	0	0	31,053	31,053	0	0
110523-00000	BENEFITS - PUBLIC SERVICE - FD 0001						
	Expense						
	Salaries - Non-Faculty				120,000		
	Wages				50,000		
	Benefits				1,259,976		
	Account Total	0	0	1,429,976	1,429,976	0	0
110524	BENEFITS - O&M OF PLANT - FD 0001						
	Expense						
	Salaries - Non-Faculty				3,600		
	Benefits				23,618		
	Account Total	0	0	27,218	27,218	0	0
110525	BENEFITS-RETIREE - PUB SERV-FD 0001						
	Expense						
	Benefits				532,606		
	Account Total	0	0	532,606	532,606	0	0
110526	BENEFITS - RESEARCH - FD 0001						
	Expense						
	Salaries - Non-Faculty				6,500		
	Benefits				92,947		
	Account Total	0	0	99,447	99,447	0	0
110531	PURCHASING DEPARTMENT						
	Expense						
	Salaries - Non-Faculty				30,567		
	Account Total	0	0	30,567	30,567	0	0
110552	COMMUNICATIONS						
	Expense						
	Salaries - Non-Faculty				17,500		
	Account Total	0	0	17,500	17,500	0	0
110561	ENVIRONMENTAL HEALTH & SAFETY						
	Expense						
	Salaries - Non-Faculty				11,094		
	Account Total	0	0	11,094	11,094	0	0
110571	EMPLOYEE DEVELOPMENT						
	Expense						
	Salaries - Non-Faculty				53,100		
	Account Total	0	0	53,100	53,100	0	0

Printed on a Xerox 9700 Laser Printing System at the Computing Services Center / Texas A&M University

Form: URGB01 (02/05/85)

Account	Description	Beginning Balance	Revenues	Net Allocations	Expenditures	Increase (Decrease)	Ending Balance
112003	LARGE EQUIPMENT REPAIR - FUND 0001						
	Expense						
	Operations and Maintenance				250,000		
	Account Total	0	0	250,000	250,000	0	0
112006	SYSTEM ASSESSMENTS-FRP FD 0001						
	Expense						
	Operations and Maintenance				43,284		
	Account Total	0	0	43,284	43,284	0	0
112013	EQUIPMENT PURCHASES TWPP - FD 0001						
	Expense						
	Equipment (Capitalized)				2,322,346		
	Account Total	0	0	2,322,346	2,322,346	0	0
112175-00123	TASK FORCE - SB1 - FUND 0001						
	Expense						
	Salaries - Non-Faculty				106,291		
	Account Total	0	0	106,291	106,291	0	0
112176-00123	TASK FORCE - WB1 - FUND 0001						
	Expense						
	Salaries - Non-Faculty				127,853		
	Account Total	0	0	127,853	127,853	0	0
112178-00090	HUMBLE - SC BRANCH TWPP - FD 0001						
	Expense						
	Salaries - Non-Faculty				72,332		
	Account Total	0	0	72,332	72,332	0	0
112178-00123	TASK FORCE - SCB1 - FUND 0001						
	Expense						
	Salaries - Non-Faculty				109,203		
	Account Total	0	0	109,203	109,203	0	0
112183	RESPONSE OPERATIONS TWPP -FUND 0001						
	Expense						
	Salaries - Non-Faculty				26,156		
	Operations and Maintenance				50,000		
	Account Total	0	0	76,156	76,156	0	0
112184-00000	MITIGATION PROJ SUPPORT - FUND 0001						
	Expense						
	Wages				15,000		
	Operations and Maintenance				85,000		
	Account Total	0	0	100,000	100,000	0	0

Printed on a Xerox 9700 Laser Printing System at the Computing Services Center / Texas A&M University

Form: URGB01 (02/05/85)

Account	Description	Beginning Balance	Revenues	Net Allocations	Expenditures	Increase (Decrease)	Ending Balance
112186-00113	ADMIN - SOC TWPP - FUND 0001						
	Expense						
	Salaries - Non-Faculty				70,000		
	Account Total	0	0	70,000	70,000	0	0
112187	LOGISTICS TWPP - FUND 0001						
	Expense						
	Salaries - Non-Faculty				43,586		
	Utilities				5,000		
	Operations and Maintenance				64,896		
	Account Total	0	0	113,482	113,482	0	0
112188	RADIO PURCH & REPLACE - FUND 0001						
	Expense						
	Operations and Maintenance				50,000		
	Equipment (Capitalized)				100,000		
	Account Total	0	0	150,000	150,000	0	0
114111	FACILITIES						
	Expense						
	Salaries - Non-Faculty				58,341		
	Wages				10,000		
	Operations and Maintenance				47,715		
	Account Total	0	0	116,056	116,056	0	0
114112	FACILITIES - SEASONALS						
	Expense						
	Wages				27,000		
	Account Total	0	0	27,000	27,000	0	0
115001-00000	FOREST RESOURCE DEVELOPMENT						
	Expense						
	Salaries - Non-Faculty				175,574		
	Wages				15,000		
	Operations and Maintenance				11,235		
	Account Total	0	0	201,809	201,809	0	0
115001-43226	FSTDP SPB RESEARCH MATCH FY16						
	Expense						
	Salaries - Non-Faculty				8,440		
	Account Total	0	0	8,440	8,440	0	0
115002	FRD COMMUNICATIONS						
	Expense						
	Salaries - Non-Faculty				36,000		
	Account Total	0	0	36,000	36,000	0	0

Printed on a Xerox 9700 Laser Printing System at the Computing Services Center / Texas A&M University

Form: URGB01 (02/05/85)

Account	Description	Beginning Balance	Revenues	Net Allocations	Expenditures	Increase (Decrease)	Ending Balance
115003	CONSERVATION EDUCATION						
	Expense						
	Salaries - Non-Faculty				45,569		
	Operations and Maintenance				166		
	Account Total	0	0	45,735	45,735	0	0
115004	FOREST RESOURCE DEVELOPMENT						
	Expense						
	Salaries - Non-Faculty				15,492		
	Account Total	0	0	15,492	15,492	0	0
115005	SUPERVISOR DEVELOPMENT PROGRAM-FRD						
	Expense						
	Operations and Maintenance				5,000		
	Account Total	0	0	5,000	5,000	0	0
115006	SYSTEM ASSESSMENTS-FRD FD 0001						
	Expense						
	Operations and Maintenance				169,625		
	Account Total	0	0	169,625	169,625	0	0
115031	PINE TREE IMPROVEMENT						
	Expense						
	Salaries - Non-Faculty				21,474		
	Utilities				2,500		
	Operations and Maintenance				28,615		
	Account Total	0	0	52,589	52,589	0	0
115032	HARDWOOD TREE IMPROVEMENT						
	Expense						
	Salaries - Non-Faculty				59,742		
	Operations and Maintenance				5,822		
	Account Total	0	0	65,564	65,564	0	0
115033	MAGNOLIA SPRINGS SEED ORCHARD						
	Expense						
	Salaries - Non-Faculty				125,723		
	Wages				15,000		
	Utilities				5,200		
	Operations and Maintenance				118,637		
	Account Total	0	0	264,560	264,560	0	0
115042-00000	WEST TEXAS TECHNICAL ASSISTANCE						
	Expense						
	Salaries - Non-Faculty				94,868		
	Operations and Maintenance				9,601		
	Account Total	0	0	104,469	104,469	0	0

Printed on a Xerox 9700 Laser Printing System at the Computing Services Center / Texas A&M University

Form: URGB01 (02/05/85)

Account	Description	Beginning Balance	Revenues	Net Allocations	Expenditures	Increase (Decrease)	Ending Balance
115081-00102	EAST TEXAS ADMIN-RESOURCE DEVELOP						
	Expense						
	Salaries - Non-Faculty				40,963		
	Wages				34,684		
	Account Total	0	0	75,647	75,647	0	0
115082-00008	HENDERSON - RSDV - NORTH						
	Expense						
	Salaries - Non-Faculty				105,037		
	Operations and Maintenance				30,652		
	Account Total	0	0	135,689	135,689	0	0
115082-00010	LONGVIEW - RSDV - NORTH						
	Expense						
	Salaries - Non-Faculty				11,485		
	Operations and Maintenance				5,093		
	Account Total	0	0	16,578	16,578	0	0
115082-00011	GILMER - RSDV - NORTH						
	Expense						
	Salaries - Non-Faculty				98,470		
	Operations and Maintenance				16,373		
	Account Total	0	0	114,843	114,843	0	0
115082-00012	PITTSBURG - RSDV - NORTH						
	Expense						
	Salaries - Non-Faculty				92,070		
	Operations and Maintenance				14,544		
	Account Total	0	0	106,614	106,614	0	0
115082-00013	NEW BOSTON - RSDV - NORTH						
	Expense						
	Salaries - Non-Faculty				137,648		
	Operations and Maintenance				14,601		
	Account Total	0	0	152,249	152,249	0	0
115082-00014	LINDEN - RSDV - NORTH						
	Expense						
	Salaries - Non-Faculty				136,361		
	Operations and Maintenance				31,114		
	Account Total	0	0	167,475	167,475	0	0
115082-00016	MARSHALL - RSDV - NORTH						
	Expense						
	Salaries - Non-Faculty				76,647		
	Operations and Maintenance				8,578		
	Account Total	0	0	85,225	85,225	0	0

Printed on a Xerox 9700 Laser Printing System at the Computing Services Center / Texas A&M University

Form: URGB01 (02/05/85)

Account	Description	Beginning Balance	Revenues	Net Allocations	Expenditures	Increase (Decrease)	Ending Balance
115082-00017	CARTHAGE - RSDV - NORTH						
	Expense						
	Salaries - Non-Faculty				28,522		
	Operations and Maintenance				10,001		
	Account Total	0	0	38,523	38,523	0	0
115082-00104	NORTH REGION ADMIN - EAST ZONE						
	Expense						
	Salaries - Non-Faculty				61,000		
	Operations and Maintenance				17,484		
	Account Total	0	0	78,484	78,484	0	0
115083-00004	CROCKETT - RSDV - CENTRAL						
	Expense						
	Salaries - Non-Faculty				79,496		
	Operations and Maintenance				4,706		
	Account Total	0	0	84,202	84,202	0	0
115083-00006	PALESTINE - RSDV - CENTRAL						
	Expense						
	Salaries - Non-Faculty				100,466		
	Operations and Maintenance				7,543		
	Account Total	0	0	108,009	108,009	0	0
115083-00007	JACKSONVILLE - RSDV - CENTRAL						
	Expense						
	Salaries - Non-Faculty				146,687		
	Operations and Maintenance				9,583		
	Account Total	0	0	156,270	156,270	0	0
115083-00020	NACOGDOCHES - RSDV - CENTRAL						
	Expense						
	Salaries - Non-Faculty				98,504		
	Operations and Maintenance				10,829		
	Account Total	0	0	109,333	109,333	0	0
115083-00021	SAN AUGUSTINE - RSDV - CENTRAL						
	Expense						
	Salaries - Non-Faculty				76,762		
	Operations and Maintenance				5,731		
	Account Total	0	0	82,493	82,493	0	0
115083-00046	HUDSON - RSDV - CENTRAL						
	Expense						
	Salaries - Non-Faculty				156,417		
	Operations and Maintenance				7,892		
	Account Total	0	0	164,309	164,309	0	0

Printed on a Xerox 9700 Laser Printing System at the Computing Services Center / Texas A&M University

Form: URGB01 (02/05/85)

Account	Description	Beginning Balance	Revenues	Net Allocations	Expenditures	Increase (Decrease)	Ending Balance
115083-00105	CENTRAL REGION ADMIN - EAST ZONE						
	Expense						
	Salaries - Non-Faculty				37,943		
	Operations and Maintenance				19,635		
	Account Total	0	0	57,578	57,578	0	0
115083-46296	RD-CNTRL LONGLEAF RIDGE STW FY16						
	Expense						
	Salaries - Non-Faculty				13,339		
	Account Total	0	0	13,339	13,339	0	0
115084-00002	HUNTSVILLE - RSDV - SOUTH						
	Expense						
	Salaries - Non-Faculty				125,415		
	Operations and Maintenance				14,489		
	Account Total	0	0	139,904	139,904	0	0
115084-00023	JASPER - RSDV - SOUTH						
	Expense						
	Salaries - Non-Faculty				108,704		
	Operations and Maintenance				17,172		
	Account Total	0	0	125,876	125,876	0	0
115084-00026	LIVINGSTON - RSDV - SOUTH						
	Expense						
	Salaries - Non-Faculty				104,568		
	Operations and Maintenance				12,548		
	Account Total	0	0	117,116	117,116	0	0
115084-00027	OLIVE - RSDV - SOUTH						
	Expense						
	Salaries - Non-Faculty				111,826		
	Operations and Maintenance				14,661		
	Account Total	0	0	126,487	126,487	0	0
115084-00030	CONROE - RSDV - SOUTH						
	Expense						
	Salaries - Non-Faculty				128,538		
	Operations and Maintenance				17,652		
	Account Total	0	0	146,190	146,190	0	0
115084-00106	SOUTH REGION ADMIN - EAST ZONE						
	Expense						
	Salaries - Non-Faculty				40,170		
	Operations and Maintenance				20,000		
	Account Total	0	0	60,170	60,170	0	0

Printed on a Xerox 9700 Laser Printing System at the Computing Services Center / Texas A&M University

Form: URGB01 (02/05/85)

Account	Description	Beginning Balance	Revenues	Net Allocations	Expenditures	Increase (Decrease)	Ending Balance
115084-43416	RES DEV SOUTH-BIG THICKET MATCH '16						
	Expense						
	Salaries - Non-Faculty				9,188		
	Account Total	0	0	9,188	9,188	0	0
115084-46296	RD-SOUTH LONGLEAF RIDGE MATCH FY16						
	Expense						
	Salaries - Non-Faculty				2,090		
	Account Total	0	0	2,090	2,090	0	0
115115	SUSTAINABLE FORESTRY						
	Expense						
	Salaries - Non-Faculty				400,974		
	Operations and Maintenance				36,941		
	Account Total	0	0	437,915	437,915	0	0
115121-00000	PEST CONTROL						
	Expense						
	Salaries - Non-Faculty				27,419		
	Operations and Maintenance				919		
	Account Total	0	0	28,338	28,338	0	0
115122	SOUTHERN PINE BEETLE PROGRAM						
	Expense						
	Salaries - Non-Faculty				74,799		
	Operations and Maintenance				3,503		
	Account Total	0	0	78,302	78,302	0	0
115131-00000	FOREST HEALTH PROGRAM						
	Expense						
	Salaries - Non-Faculty				207,139		
	Account Total	0	0	207,139	207,139	0	0
115132-00000	FHM OFF-PLOT DETECTION						
	Expense						
	Salaries - Non-Faculty				11,786		
	Account Total	0	0	11,786	11,786	0	0
115132-43226	FSTDP SPB RESEARCH MATCH FY16						
	Expense						
	Salaries - Non-Faculty				1,862		
	Account Total	0	0	1,862	1,862	0	0
115141	OAK WILT PROGRAM						
	Expense						
	Salaries - Non-Faculty				183,748		
	Account Total	0	0	183,748	183,748	0	0

Printed on a Xerox 9700 Laser Printing System at the Computing Services Center / Texas A&M University

Form: URGB01 (02/05/85)

Account	Description	Beginning Balance	Revenues	Net Allocations	Expenditures	Increase (Decrease)	Ending Balance
115161-00000	WATER RESOURCES						
	Expense						
	Salaries - Non-Faculty				100,409		
	Account Total	0	0	100,409	100,409	0	0
115161-13539	WATER RESOURCES PROJECT FY19 MATCH						
	Expense						
	Salaries - Non-Faculty				77,815		
	Account Total	0	0	77,815	77,815	0	0
115161-43300	SRS-TX & OK MID-SO FRST ASMT MATCH						
	Expense						
	Salaries - Non-Faculty				3,283		
	Account Total	0	0	3,283	3,283	0	0
115161-43519	RIPARIAN PROJECT FY19-MATCH						
	Expense						
	Salaries - Non-Faculty				7,728		
	Account Total	0	0	7,728	7,728	0	0
115161-46296	NFWF FY16 LONGLEAF RIDGE MATCH						
	Expense						
	Salaries - Non-Faculty				8,207		
	Account Total	0	0	8,207	8,207	0	0
115171-00000	FOREST STEWARDSHIP - FUND 0001						
	Expense						
	Salaries - Non-Faculty				196,520		
	Operations and Maintenance				2,192		
	Account Total	0	0	198,712	198,712	0	0
115171-43250	FS - FOREST LEGACY MATCH						
	Expense						
	Salaries - Non-Faculty				10,961		
	Account Total	0	0	10,961	10,961	0	0
115171-46296	FS - LONGLEAF RIDGE MATCH FY16						
	Expense						
	Salaries - Non-Faculty				6,459		
	Account Total	0	0	6,459	6,459	0	0
115182-00000	RESOURCE DVLP-FUEL-NORTH						
	Expense						
	Operations and Maintenance				15,000		
	Account Total	0	0	15,000	15,000	0	0

Printed on a Xerox 9700 Laser Printing System at the Computing Services Center / Texas A&M University

Form: URGB01 (02/05/85)

Account	Description	Beginning Balance	Revenues	Net Allocations	Expenditures	Increase (Decrease)	Ending Balance
115184-00000	RESOURCE DVLP-FUEL-SOUTH						
	Expense						
	Operations and Maintenance				16,200		
	Account Total	0	0	16,200	16,200	0	0
115191-00000	URBAN FORESTRY						
	Expense						
	Salaries - Non-Faculty				207,630		
	Operations and Maintenance				136,979		
	Account Total	0	0	344,609	344,609	0	0
115222-00000	ECONOMIC DEVELOPMENT PROGRAM						
	Expense						
	Salaries - Non-Faculty				146,231		
	Operations and Maintenance				17,797		
	Account Total	0	0	164,028	164,028	0	0
115231-00000	FOREST INVENTORY - FUND 0001						
	Expense						
	Salaries - Non-Faculty				117,693		
	Operations and Maintenance				124,899		
	Account Total	0	0	242,592	242,592	0	0
115231-46600	NRS FIA MATCH						
	Expense						
	Salaries - Non-Faculty				9,147		
	Account Total	0	0	9,147	9,147	0	0
115907	PROMOTIONS & MARKET ADJ-FRD						
	Expense						
	Salaries - Non-Faculty				142,538		
	Account Total	0	0	142,538	142,538	0	0
116014-00000	INFRASTRUCTURE SUPPORT-NORTH						
	Expense						
	Utilities				13,000		
	Operations and Maintenance				33,873		
	Account Total	0	0	46,873	46,873	0	0
116015-00000	INFRASTRUCTURE SUPPORT-CENTRAL						
	Expense						
	Utilities				14,441		
	Account Total	0	0	14,441	14,441	0	0
116016-00000	INFRASTRUCTURE SUPPORT-SOUTH						
	Expense						
	Utilities				10,063		
	Operations and Maintenance				13,800		
	Account Total	0	0	23,863	23,863	0	0

Printed on a Xerox 9700 Laser Printing System at the Computing Services Center / Texas A&M University

Form: URGB01 (02/05/85)

Account	Description	Beginning Balance	Revenues	Net Allocations	Expenditures	Increase (Decrease)	Ending Balance
116017	WEST TEXAS NURSERY-INFRAST SPPT						
	Expense						
	Utilities				14,322		
	Operations and Maintenance				2,038		
	Account Total	0	0	16,360	16,360	0	0
116019	OAK WILT-INFRASTRUCTURE SUPPORT						
	Expense						
	Utilities				4,398		
	Operations and Maintenance				23,000		
	Account Total	0	0	27,398	27,398	0	0
116020	FSTW-INFRASTRUCTURE SUPPORT						
	Expense						
	Operations and Maintenance				15,585		
	Account Total	0	0	15,585	15,585	0	0
116022	URBAN-INFRASTRUCTURE SUPPORT						
	Expense						
	Operations and Maintenance				40,917		
	Account Total	0	0	40,917	40,917	0	0
116023	WATER RESOURCE PROG-INFRASTRUCTURE						
	Expense						
	Operations and Maintenance				10,550		
	Account Total	0	0	10,550	10,550	0	0
116024	FINV-INFRASTRUCTURE SUPPORT						
	Expense						
	Operations and Maintenance				19,558		
	Account Total	0	0	19,558	19,558	0	0
124001	REVENUE - FUND 0036						
	Revenue						
	State Approp - Othe		22,140,483				
	Account Total	0	22,140,483	22,140,483-	0	0	0
124002	GIP BENEFIT APPN - FUND 0036						
	Revenue						
	State Approp - Othe		2,695,286				
	Account Total	0	2,695,286	2,695,286-	0	0	0
124003	OASI/TRS/ORP TRANSFER - FUND 0036						
	Revenue						
	State Approp - Othe		1,392,799				
	Account Total	0	1,392,799	1,392,799-	0	0	0

Printed on a Xerox 9700 Laser Printing System at the Computing Services Center / Texas A&M University

Form: URGB01 (02/05/85)

Account	Description	Beginning Balance	Revenues	Net Allocations	Expenditures	Increase (Decrease)	Ending Balance
124009	PAYROLL & SUPPORT SERVICES DEPT						
	Expense						
	Salaries - Non-Faculty				232,266		
	Account Total	0	0	232,266	232,266	0	0
124010	FRP ADMINISTRATION-FUND 0036						
	Expense						
	Salaries - Non-Faculty				229,120		
	Wages				10,000		
	Operations and Maintenance				135,296		
	Equipment (Capitalized)				106,120		
	Account Total	0	0	480,536	480,536	0	0
124012-00000	LAW ENFORCEMENT-FUND 0036						
	Expense						
	Salaries - Non-Faculty				472,297		
	Operations and Maintenance				156,215		
	Account Total	0	0	628,512	628,512	0	0
124013	LAW ENFORCEMENT-INFRASTRUCTURE						
	Expense						
	Utilities				2,200		
	Account Total	0	0	2,200	2,200	0	0
124014-00000	CAPACITY BUILDING DEPARTMENT						
	Expense						
	Salaries - Non-Faculty				147,865		
	Wages				20,000		
	Operations and Maintenance				75,000		
	Account Total	0	0	242,865	242,865	0	0
124015	FEDERAL EXCESS PERS PROP -FUND 0036						
	Expense						
	Wages				10,000		
	Operations and Maintenance				148,267		
	Account Total	0	0	158,267	158,267	0	0
124017	CPBD OPERATIONS - INFRASTRUCTURE						
	Expense						
	Utilities				500		
	Account Total	0	0	500	500	0	0
124018	FOREST RESOURCE DEVELOPMENT						
	Expense						
	Salaries - Non-Faculty				93,777		
	Account Total	0	0	93,777	93,777	0	0

Printed on a Xerox 9700 Laser Printing System at the Computing Services Center / Texas A&M University

Form: URGB01 (02/05/85)

Account	Description	Beginning Balance	Revenues	Net Allocations	Expenditures	Increase (Decrease)	Ending Balance
124019	LUKIN COMPOUND - INFRASTRUCTURE						
	Expense						
	Wages				30,000		
	Utilities				52,700		
	Account Total	0	0	82,700	82,700	0	0
124020-00000	TWPP MITIGATION & PREVENTION-ADMIN						
	Expense						
	Salaries - Non-Faculty				90,580		
	Operations and Maintenance				76,068		
	Equipment (Capitalized)				12,000		
	Account Total	0	0	178,648	178,648	0	0
124023	REMOTE SATELLITE SUPPORT - FD 0036						
	Expense						
	Operations and Maintenance				32,500		
	Account Total	0	0	32,500	32,500	0	0
124024-00000	MITIGATION & PREVENTION - FD 0036						
	Expense						
	Salaries - Non-Faculty				1,061,175		
	Wages				8,000		
	Operations and Maintenance				289,496		
	Account Total	0	0	1,358,671	1,358,671	0	0
124025-00000	MITIGATION & PREVENTION-INFRASTRUCT						
	Expense						
	Utilities				5,121		
	Operations and Maintenance				22,000		
	Account Total	0	0	27,121	27,121	0	0
124026	ASSESSMENT-INFRASTRUCTURE						
	Expense						
	Utilities				16,480		
	Account Total	0	0	16,480	16,480	0	0
124028	FACILITIES						
	Expense						
	Salaries - Non-Faculty				40,114		
	Account Total	0	0	40,114	40,114	0	0
124029-00014	LINDEN SHOP						
	Expense						
	Salaries - Non-Faculty				71,723		
	Wages				6,300		
	Operations and Maintenance				49,485		
	Account Total	0	0	127,508	127,508	0	0

Printed on a Xerox 9700 Laser Printing System at the Computing Services Center / Texas A&M University

Form: URGB01 (02/05/85)

Account	Description	Beginning Balance	Revenues	Net Allocations	Expenditures	Increase (Decrease)	Ending Balance
124029-00024	WOODVILLE SHOP						
	Expense						
	Salaries - Non-Faculty				35,016		
	Operations and Maintenance				47,658		
	Account Total	0	0	82,674	82,674	0	0
124029-00030	CONROE SHOP						
	Expense						
	Salaries - Non-Faculty				20,822		
	Operations and Maintenance				35,975		
	Account Total	0	0	56,797	56,797	0	0
124029-00046	HUDSON SHOP						
	Expense						
	Salaries - Non-Faculty				155,953		
	Wages				10,000		
	Operations and Maintenance				57,847		
	Account Total	0	0	223,800	223,800	0	0
124030	EMERGENCY DISPATCH						
	Expense						
	Salaries - Non-Faculty				110,008		
	Operations and Maintenance				54,000		
	Account Total	0	0	164,008	164,008	0	0
124031	TICC - INFRASTRUCTURE						
	Expense						
	Utilities				13,900		
	Account Total	0	0	13,900	13,900	0	0
124032	SEASONAL WAGES - FUND 0036						
	Expense						
	Wages				60,000		
	Account Total	0	0	60,000	60,000	0	0
124033	EQUIPMENT PURCHASES TWPP - FD 0036						
	Expense						
	Equipment (Capitalized)				2,070,387		
	Account Total	0	0	2,070,387	2,070,387	0	0
124034	PLANNING & PREPAREDNESS FUND 0036						
	Expense						
	Salaries - Non-Faculty				350,049		
	Operations and Maintenance				146,320		
	Account Total	0	0	496,369	496,369	0	0

Printed on a Xerox 9700 Laser Printing System at the Computing Services Center / Texas A&M University

Form: URGB01 (02/05/85)

Account	Description	Beginning Balance	Revenues	Net Allocations	Expenditures	Increase (Decrease)	Ending Balance
124035	EAST ZONE-SOUTH REGION-TOWER RENTAL						
	Expense						
	Operations and Maintenance				37,373		
	Account Total	0	0	37,373	37,373	0	0
124036-00002	HUNTSVILLE-SEASONAL WAGES-SOUTH						
	Expense						
	Wages				3,000		
	Account Total	0	0	3,000	3,000	0	0
124036-00023	JASPER-SEASONAL WAGES-SOUTH						
	Expense						
	Wages				2,000		
	Account Total	0	0	2,000	2,000	0	0
124036-00026	LIVINGSTON-SEASONAL WAGES-SOUTH						
	Expense						
	Wages				2,000		
	Account Total	0	0	2,000	2,000	0	0
124036-00027	OLIVE-SEASONAL WAGES-SOUTH						
	Expense						
	Wages				2,000		
	Account Total	0	0	2,000	2,000	0	0
124036-00030	CONROE-SEASONAL WAGES-SOUTH						
	Expense						
	Wages				3,000		
	Account Total	0	0	3,000	3,000	0	0
124036-00106	SOUTH REGION ADMIN-SEASONAL WAGES						
	Expense						
	Wages				4,000		
	Account Total	0	0	4,000	4,000	0	0
124037	SEASONAL WAGES-WEST ZONE-FD 0036						
	Expense						
	Wages				30,000		
	Account Total	0	0	30,000	30,000	0	0
124038-00000	SEASONAL WAGES-MITI & PREV-FD 0036						
	Expense						
	Wages				20,000		
	Account Total	0	0	20,000	20,000	0	0
124040	EMERGENCY OPERATIONS CTR-FD 0036						
	Expense						
	Operations and Maintenance				68,301		
	Account Total	0	0	68,301	68,301	0	0

Printed on a Xerox 9700 Laser Printing System at the Computing Services Center / Texas A&M University

Form: URGB01 (02/05/85)

Account	Description	Beginning Balance	Revenues	Net Allocations	Expenditures	Increase (Decrease)	Ending Balance
124046	WEST ZONE - INFRASTRUCTURE						
	Expense						
	Utilities				20,000		
	Operations and Maintenance				268,500		
	Account Total	0	0	288,500	288,500	0	0
124047	EMERGENCY MEDICAL PERSONNEL						
	Expense						
	Operations and Maintenance				20,000		
	Account Total	0	0	20,000	20,000	0	0
124055-00008	HENDERSON-SEASONAL WAGES-NORTH						
	Expense						
	Wages				2,000		
	Account Total	0	0	2,000	2,000	0	0
124055-00010	LONGVIEW-SEASONAL WAGES-NORTH						
	Expense						
	Wages				4,000		
	Account Total	0	0	4,000	4,000	0	0
124055-00011	GILMER-SEASONAL WAGES-NORTH						
	Expense						
	Wages				3,000		
	Account Total	0	0	3,000	3,000	0	0
124055-00012	PITTSBURG-SEASONAL WAGES-NORTH						
	Expense						
	Wages				3,000		
	Account Total	0	0	3,000	3,000	0	0
124055-00013	NEW BOSTON-SEASONAL WAGES-NORTH						
	Expense						
	Wages				3,000		
	Account Total	0	0	3,000	3,000	0	0
124055-00014	LINDEN-SEASONAL WAGES-NORTH						
	Expense						
	Wages				3,000		
	Account Total	0	0	3,000	3,000	0	0
124055-00016	MARSHALL-SEASONAL WAGES-NORTH						
	Expense						
	Wages				3,000		
	Account Total	0	0	3,000	3,000	0	0

Printed on a Xerox 9700 Laser Printing System at the Computing Services Center / Texas A&M University

Form: URGB01 (02/05/85)

Account	Description	Beginning Balance	Revenues	Net Allocations	Expenditures	Increase (Decrease)	Ending Balance
124055-00017	CARTHAGE-SEASONAL WAGES-NORTH						
	Expense						
	Wages				3,000		
	Account Total	0	0	3,000	3,000	0	0
124056-00004	CROCKETT-SEASONAL WAGES-CENTRAL						
	Expense						
	Wages				2,000		
	Account Total	0	0	2,000	2,000	0	0
124056-00006	PALESTINE-SEASONAL WAGES-CENTRAL						
	Expense						
	Wages				2,000		
	Account Total	0	0	2,000	2,000	0	0
124056-00007	JACKSONVILLE-SEASONAL WAGES-CENTRAL						
	Expense						
	Wages				2,000		
	Account Total	0	0	2,000	2,000	0	0
124056-00020	NACOGDOCHES-SEASONAL WAGES-CENTRAL						
	Expense						
	Wages				2,000		
	Account Total	0	0	2,000	2,000	0	0
124056-00021	SAN AUGUSTINE-SEASONAL WAGES-CNTR						
	Expense						
	Wages				1,000		
	Account Total	0	0	1,000	1,000	0	0
124056-00105	CENTRAL REG ADMIN-SEASONAL WAGES						
	Expense						
	Wages				1,000		
	Account Total	0	0	1,000	1,000	0	0
124057-00000	ETX OPER-PROGRAM DELIVERY-FD 0036						
	Expense						
	Salaries - Non-Faculty				99,423		
	Operations and Maintenance				85,743		
	Account Total	0	0	185,166	185,166	0	0
124058-00008	HENDERSON-EZON-NORTH REGION-FD 0036						
	Expense						
	Salaries - Non-Faculty				108,778		
	Operations and Maintenance				5,444		
	Account Total	0	0	114,222	114,222	0	0

Printed on a Xerox 9700 Laser Printing System at the Computing Services Center / Texas A&M University

Form: URGB01 (02/05/85)

Account	Description	Beginning Balance	Revenues	Net Allocations	Expenditures	Increase (Decrease)	Ending Balance
124058-00010	LONGVIEW-EZON-NORTH REGION-FD 0036						
	Expense						
	Salaries - Non-Faculty				17,226		
	Operations and Maintenance				10,057		
	Account Total	0	0	27,283	27,283	0	0
124058-00011	GILMER-EZON-NORTH REGION-FUND 0036						
	Expense						
	Salaries - Non-Faculty				98,471		
	Operations and Maintenance				14,873		
	Account Total	0	0	113,344	113,344	0	0
124058-00012	PITTSBURG-EZON-NORTH REG-FUND 0036						
	Expense						
	Salaries - Non-Faculty				118,170		
	Operations and Maintenance				21,837		
	Account Total	0	0	140,007	140,007	0	0
124058-00013	NEW BOSTON-EZON-NORTH REG-FUND 0036						
	Expense						
	Salaries - Non-Faculty				166,880		
	Operations and Maintenance				18,737		
	Account Total	0	0	185,617	185,617	0	0
124058-00014	LINDEN-EZON-NORTH REGION-FUND 0036						
	Expense						
	Salaries - Non-Faculty				175,073		
	Operations and Maintenance				5,838		
	Account Total	0	0	180,911	180,911	0	0
124058-00016	MARSHALL-EZON-NORTH REGION-FD 0036						
	Expense						
	Salaries - Non-Faculty				76,659		
	Operations and Maintenance				19,894		
	Account Total	0	0	96,553	96,553	0	0
124058-00017	CARTHAGE-EZON-NORTH REGION-FD 0036						
	Expense						
	Salaries - Non-Faculty				53,578		
	Operations and Maintenance				17,172		
	Account Total	0	0	70,750	70,750	0	0
124058-00104	NORTH REGION ADMIN-EZON-FUND 0036						
	Expense						
	Salaries - Non-Faculty				61,000		
	Operations and Maintenance				10,871		
	Account Total	0	0	71,871	71,871	0	0

Printed on a Xerox 9700 Laser Printing System at the Computing Services Center / Texas A&M University

Form: URGB01 (02/05/85)

Account	Description	Beginning Balance	Revenues	Net Allocations	Expenditures	Increase (Decrease)	Ending Balance
124058-43224	EAST ZONE-NORTH REGION SPB MATCH						
	Expense						
	Salaries - Non-Faculty				2,912		
	Operations and Maintenance				14		
	Account Total	0	0	2,926	2,926	0	0
124059-00004	CROCKETT-EZON-CENTRAL REG-FD 0036						
	Expense						
	Salaries - Non-Faculty				79,497		
	Operations and Maintenance				13,177		
	Account Total	0	0	92,674	92,674	0	0
124059-00006	PALESTINE-EZONE-CENTRAL REG-FD 0036						
	Expense						
	Salaries - Non-Faculty				100,466		
	Operations and Maintenance				18,801		
	Account Total	0	0	119,267	119,267	0	0
124059-00007	JACKSONVILLE-EZON-CNTRL REG-FD 0036						
	Expense						
	Salaries - Non-Faculty				152,606		
	Operations and Maintenance				17,982		
	Account Total	0	0	170,588	170,588	0	0
124059-00020	NACOGDOCHES-EZON-CNTRL REG-FD 0036						
	Expense						
	Salaries - Non-Faculty				112,574		
	Operations and Maintenance				15,409		
	Account Total	0	0	127,983	127,983	0	0
124059-00021	SAN AUGUSTINE-EZON-CNTR REG-FD 0036						
	Expense						
	Salaries - Non-Faculty				77,854		
	Operations and Maintenance				11,475		
	Account Total	0	0	89,329	89,329	0	0
124059-00046	HUDSON-EZON-CENTRAL REGION-FD 0036						
	Expense						
	Salaries - Non-Faculty				140,743		
	Operations and Maintenance				14,347		
	Account Total	0	0	155,090	155,090	0	0
124059-00105	CENTRAL REGION ADMIN-EZON-FUND 0036						
	Expense						
	Salaries - Non-Faculty				108,183		
	Operations and Maintenance				30,076		
	Account Total	0	0	138,259	138,259	0	0

Printed on a Xerox 9700 Laser Printing System at the Computing Services Center / Texas A&M University

Form: URGB01 (02/05/85)

Account	Description	Beginning Balance	Revenues	Net Allocations	Expenditures	Increase (Decrease)	Ending Balance
124059-43224	CENTRAL REGION-EZON-SPB MATCH						
	Expense						
	Salaries - Non-Faculty				25,419		
	Operations and Maintenance				821		
	Account Total	0	0	26,240	26,240	0	0
124060-00002	HUNTSVILLE-EZON-SOUTH REG-FD 0036						
	Expense						
	Salaries - Non-Faculty				99,267		
	Operations and Maintenance				13,832		
	Account Total	0	0	113,099	113,099	0	0
124060-00023	JASPER-EZON-SOUTH REGION-FD 0036						
	Expense						
	Salaries - Non-Faculty				152,161		
	Operations and Maintenance				20,041		
	Account Total	0	0	172,202	172,202	0	0
124060-00026	LIVINGSTON-EZON-SOUTH REG-FD 0036						
	Expense						
	Salaries - Non-Faculty				175,606		
	Operations and Maintenance				22,611		
	Account Total	0	0	198,217	198,217	0	0
124060-00027	OLIVE-EZON-SOUTH REGION-FD 0036						
	Expense						
	Salaries - Non-Faculty				123,618		
	Operations and Maintenance				18,105		
	Account Total	0	0	141,723	141,723	0	0
124060-00030	CONROE-EZON-SOUTH REGION-FD 0036						
	Expense						
	Salaries - Non-Faculty				97,198		
	Operations and Maintenance				23,785		
	Account Total	0	0	120,983	120,983	0	0
124060-00106	SOUTH REGION ADMIN-EZON-FUND 0036						
	Expense						
	Salaries - Non-Faculty				78,506		
	Operations and Maintenance				10,762		
	Account Total	0	0	89,268	89,268	0	0
124060-43224	EZON-SOUTH SPB MATCH						
	Expense						
	Salaries - Non-Faculty				18,330		
	Operations and Maintenance				80		
	Account Total	0	0	18,410	18,410	0	0

Printed on a Xerox 9700 Laser Printing System at the Computing Services Center / Texas A&M University

Form: URGB01 (02/05/85)

Account	Description	Beginning Balance	Revenues	Net Allocations	Expenditures	Increase (Decrease)	Ending Balance
124061-00000	RISK ASSESSMENT - FUND 0036						
	Expense						
	Salaries - Non-Faculty				166,949		
	Operations and Maintenance				120,319		
	Equipment (Capitalized)				10,000		
	Account Total	0	0	297,268	297,268	0	0
124062-00000	FBA - EAST ZONE - FUND 0036						
	Expense						
	Salaries - Non-Faculty				178,344		
	Wages				3,000		
	Operations and Maintenance				48,857		
	Account Total	0	0	230,201	230,201	0	0
124063-00000	FBA - WEST ZONE - FUND 0036						
	Expense						
	Salaries - Non-Faculty				159,873		
	Operations and Maintenance				39,885		
	Equipment (Capitalized)				10,000		
	Account Total	0	0	209,758	209,758	0	0
124064-00000	WEATHER STATIONS - FUND 0036						
	Expense						
	Wages				3,000		
	Operations and Maintenance				119,461		
	Equipment (Capitalized)				60,000		
	Account Total	0	0	182,461	182,461	0	0
124065	EAST ZONE - DETECTION - FUND 0036						
	Expense						
	Operations and Maintenance				125,000		
	Account Total	0	0	125,000	125,000	0	0
124066-00000	EAST ZONE-NORTH REG-INFRASTRUCTURE						
	Expense						
	Utilities				26,106		
	Operations and Maintenance				30,838		
	Account Total	0	0	56,944	56,944	0	0
124067-00000	EAST ZONE-CENT REG-INFRASTRUCTURE						
	Expense						
	Utilities				19,440		
	Account Total	0	0	19,440	19,440	0	0
124068-00000	EAST ZONE-SOUTH REG-INFRASTRUCTURE						
	Expense						
	Utilities				10,863		
	Operations and Maintenance				18,000		
	Account Total	0	0	28,863	28,863	0	0

Printed on a Xerox 9700 Laser Printing System at the Computing Services Center / Texas A&M University

Form: URGB01 (02/05/85)

Account	Description	Beginning Balance	Revenues	Net Allocations	Expenditures	Increase (Decrease)	Ending Balance
124070-00000	ADMINISTRATION TWPP - FUND 0036						
	Expense						
	Salaries - Non-Faculty				323,437		
	Operations and Maintenance				97,465		
	Account Total	0	0	420,902	420,902	0	0
124071	TX INTERAGENCY COORD CENTER-FD 0036						
	Expense						
	Salaries - Non-Faculty				175,537		
	Wages				5,000		
	Operations and Maintenance				78,357		
	Account Total	0	0	258,894	258,894	0	0
124072-00055	GRANBURY - N BRANCH TWPP - FD 0036						
	Expense						
	Salaries - Non-Faculty				68,410		
	Account Total	0	0	68,410	68,410	0	0
124072-00056	GREENVILLE - N BRANCH TWPP -FD 0036						
	Expense						
	Salaries - Non-Faculty				57,038		
	Account Total	0	0	57,038	57,038	0	0
124072-00066	MCGREGOR - N BRANCH TWPP - FD 0036						
	Expense						
	Salaries - Non-Faculty				109,003		
	Account Total	0	0	109,003	109,003	0	0
124072-00077	KILLEEN - N BRANCH TWPP - FD 0036						
	Expense						
	Salaries - Non-Faculty				43,500		
	Account Total	0	0	43,500	43,500	0	0
124072-00113	ADMIN - N BRANCH TWPP - FUND 0036						
	Expense						
	Salaries - Non-Faculty				55,500		
	Utilities				1,091		
	Operations and Maintenance				64,069		
	Account Total	0	0	120,660	120,660	0	0
124072-00123	TASK FORCE - NB1 - FUND 0036						
	Expense						
	Salaries - Non-Faculty				210,270		
	Account Total	0	0	210,270	210,270	0	0
124072-00133	TASK FORCE - NB2 - FUND 0036						
	Expense						
	Salaries - Non-Faculty				358,064		
	Account Total	0	0	358,064	358,064	0	0

Printed on a Xerox 9700 Laser Printing System at the Computing Services Center / Texas A&M University

Form: URGB01 (02/05/85)

Account	Description	Beginning Balance	Revenues	Net Allocations	Expenditures	Increase (Decrease)	Ending Balance
124072-00143	TASK FORCE - NB3 - FUND 0036						
	Expense						
	Salaries - Non-Faculty				76,503		
	Account Total	0	0	76,503	76,503	0	0
124073-00008	HENDERSON - E BRANCH TWPP - FD 0036						
	Expense						
	Salaries - Non-Faculty				37,000		
	Operations and Maintenance				20,000		
	Account Total	0	0	57,000	57,000	0	0
124073-00026	LIVINGSTON - E BRANCH TWPP -FD 0036						
	Expense						
	Salaries - Non-Faculty				53,916		
	Operations and Maintenance				20,500		
	Account Total	0	0	74,416	74,416	0	0
124073-00080	MT PLEASANT - E BRANCH TWPP-FD 0036						
	Expense						
	Salaries - Non-Faculty				53,842		
	Operations and Maintenance				20,000		
	Account Total	0	0	73,842	73,842	0	0
124073-00113	ADMIN - E BRANCH TWPP - FUND 0036						
	Expense						
	Salaries - Non-Faculty				129,240		
	Operations and Maintenance				64,000		
	Account Total	0	0	193,240	193,240	0	0
124074-00001	COLLEGE STATION-CENT BRCH TWPP-0036						
	Expense						
	Salaries - Non-Faculty				25,056		
	Operations and Maintenance				30,000		
	Account Total	0	0	55,056	55,056	0	0
124074-00031	LA GRANGE - CENT BRANCH TWPP - 0036						
	Expense						
	Salaries - Non-Faculty				42,500		
	Operations and Maintenance				25,000		
	Account Total	0	0	67,500	67,500	0	0
124074-00078	VICTORIA - CENT BRANCH TWPP-FD 0036						
	Expense						
	Utilities				1,000		
	Operations and Maintenance				19,000		
	Account Total	0	0	20,000	20,000	0	0

Printed on a Xerox 9700 Laser Printing System at the Computing Services Center / Texas A&M University

Form: URGB01 (02/05/85)

Account	Description	Beginning Balance	Revenues	Net Allocations	Expenditures	Increase (Decrease)	Ending Balance
124074-00113	ADMIN - CENT BRANCH TWPP - FD 0036						
	Expense						
	Salaries - Non-Faculty				99,285		
	Utilities				2,000		
	Operations and Maintenance				88,000		
	Account Total	0	0	189,285	189,285	0	0
124074-00123	TASK FORCE - CB1 - FD 0036						
	Expense						
	Salaries - Non-Faculty				263,936		
	Operations and Maintenance				75,000		
	Account Total	0	0	338,936	338,936	0	0
124075-00036	FREDERICKSBURG - S BRANCH TWPP-0036						
	Expense						
	Salaries - Non-Faculty				48,408		
	Account Total	0	0	48,408	48,408	0	0
124075-00072	EDINBURG - S BRANCH TWPP - FD 0036						
	Expense						
	Salaries - Non-Faculty				42,770		
	Account Total	0	0	42,770	42,770	0	0
124075-00076	UVALDE - S BRANCH TWPP - FD 0036						
	Expense						
	Salaries - Non-Faculty				36,000		
	Account Total	0	0	36,000	36,000	0	0
124075-00081	BEEVILLE - S BRANCH TWPP -FD 0036						
	Expense						
	Salaries - Non-Faculty				41,500		
	Account Total	0	0	41,500	41,500	0	0
124075-00113	ADMIN - S BRANCH TWPP - FUND 0036						
	Expense						
	Salaries - Non-Faculty				70,000		
	Account Total	0	0	70,000	70,000	0	0
124075-00123	TASK FORCE - SB1 - FUND 0036						
	Expense						
	Salaries - Non-Faculty				203,662		
	Account Total	0	0	203,662	203,662	0	0
124076-00053	FT STOCKTON - W BRANCH TWPP - 0036						
	Expense						
	Salaries - Non-Faculty				36,000		
	Utilities				2,000		
	Operations and Maintenance				23,000		
	Account Total	0	0	61,000	61,000	0	0

Printed on a Xerox 9700 Laser Printing System at the Computing Services Center / Texas A&M University

Form: URGB01 (02/05/85)

Account	Description	Beginning Balance	Revenues	Net Allocations	Expenditures	Increase (Decrease)	Ending Balance
124076-00062	ALPINE - W BRANCH TWPP - 0036						
	Expense						
	Operations and Maintenance				25,000		
	Account Total	0	0	25,000	25,000	0	0
124076-00063	SAN ANGELO - W BRANCH TWPP -FD 0036						
	Expense						
	Salaries - Non-Faculty				66,748		
	Utilities				500		
	Operations and Maintenance				32,400		
	Account Total	0	0	99,648	99,648	0	0
124076-00113	ADMIN - W BRANCH TWPP - FUND 0036						
	Expense						
	Salaries - Non-Faculty				73,240		
	Utilities				2,500		
	Operations and Maintenance				87,500		
	Account Total	0	0	163,240	163,240	0	0
124076-00123	TASK FORCE - WB1 - FUND 0036						
	Expense						
	Salaries - Non-Faculty				142,772		
	Utilities				2,000		
	Operations and Maintenance				73,000		
	Account Total	0	0	217,772	217,772	0	0
124077-00034	MERKEL-NW BRANCH-FD 0036						
	Expense						
	Salaries - Non-Faculty				75,406		
	Account Total	0	0	75,406	75,406	0	0
124077-00074	WICHITA FALLS-NW BRANCH TWPP-0036						
	Expense						
	Salaries - Non-Faculty				39,000		
	Account Total	0	0	39,000	39,000	0	0
124077-00113	ADMIN - NW BRANCH TWPP - FUND 0036						
	Expense						
	Salaries - Non-Faculty				73,240		
	Account Total	0	0	73,240	73,240	0	0
124077-00123	TASK FORCE - NWB1 - FUND 0036						
	Expense						
	Salaries - Non-Faculty				189,278		
	Account Total	0	0	189,278	189,278	0	0

Printed on a Xerox 9700 Laser Printing System at the Computing Services Center / Texas A&M University

Form: URGB01 (02/05/85)

Account	Description	Beginning Balance	Revenues	Net Allocations	Expenditures	Increase (Decrease)	Ending Balance
124078-00030	CONROE - SC BRANCH TWPP - FD 0036						
	Expense						
	Utilities				2,000		
	Operations and Maintenance				18,000		
	Account Total	0	0	20,000	20,000	0	0
124078-00090	HUMBLE - SC BRANCH TWPP - FD 0036						
	Expense						
	Operations and Maintenance				20,000		
	Account Total	0	0	20,000	20,000	0	0
124078-00113	ADMIN - SC BRANCH TWPP - FUND 0036						
	Expense						
	Operations and Maintenance				65,000		
	Account Total	0	0	65,000	65,000	0	0
124078-00123	TASK FORCE - SCB1 - FUND 0036						
	Expense						
	Utilities				2,000		
	Operations and Maintenance				43,000		
	Account Total	0	0	45,000	45,000	0	0
124079-00123	TASK FORCE - FUEL FOR HAULING						
	Expense						
	Operations and Maintenance				134,500		
	Account Total	0	0	134,500	134,500	0	0
124080	FIRE TRAINING COORD - FUND 0036						
	Expense						
	Salaries - Non-Faculty				384,939		
	Operations and Maintenance				59,535		
	Account Total	0	0	444,474	444,474	0	0
124081	PURCHASING DEPARTMENT						
	Expense						
	Salaries - Non-Faculty				176,598		
	Account Total	0	0	176,598	176,598	0	0
124082	AGRILIFE HUMAN RESOURCES						
	Expense						
	Salaries - Non-Faculty				117,125		
	Account Total	0	0	117,125	117,125	0	0
124083	BUDGETS & ACCOUNTING DEPT - FD 0036						
	Expense						
	Salaries - Non-Faculty				287,545		
	Wages				7,830		
	Operations and Maintenance				24,603		
	Account Total	0	0	319,978	319,978	0	0

Printed on a Xerox 9700 Laser Printing System at the Computing Services Center / Texas A&M University

Form: URGB01 (02/05/85)

Account	Description	Beginning Balance	Revenues	Net Allocations	Expenditures	Increase (Decrease)	Ending Balance
124085	EMPLOYEE DEVELOPMENT						
	Expense						
	Salaries - Non-Faculty				79,585		
	Account Total	0	0	79,585	79,585	0	0
124086	ENVIRONMENTAL HEALTH & SAFETY						
	Expense						
	Salaries - Non-Faculty				44,375		
	Account Total	0	0	44,375	44,375	0	0
124089	INFRASTRUCTURE SUPP - BRAZOS CO						
	Expense						
	Operations and Maintenance				33,354		
	Account Total	0	0	33,354	33,354	0	0
124091	SYSTEM ASSESSMENTS-FRP FD 0036						
	Expense						
	Operations and Maintenance				346,823		
	Account Total	0	0	346,823	346,823	0	0
124093	DIRECTOR'S OFFICE						
	Expense						
	Salaries - Non-Faculty				203,259		
	Account Total	0	0	203,259	203,259	0	0
124094	FRP COMMUNICATIONS						
	Expense						
	Salaries - Non-Faculty				49,500		
	Wages				7,306		
	Account Total	0	0	56,806	56,806	0	0
124097	FINANCE & ADMIN						
	Expense						
	Salaries - Non-Faculty				268,539		
	Account Total	0	0	268,539	268,539	0	0
124099	OVERTIME FUND - EMERGENCY RESPONSE						
	Expense						
	Wages				335,223		
	Account Total	0	0	335,223	335,223	0	0
124102	BENEFITS - INSTIT SUPPORT - FD 0036						
	Expense						
	Salaries - Non-Faculty				33,000		
	Benefits				343,475		
	Account Total	0	0	376,475	376,475	0	0

Printed on a Xerox 9700 Laser Printing System at the Computing Services Center / Texas A&M University

Form: URGB01 (02/05/85)

Account	Description	Beginning Balance	Revenues	Net Allocations	Expenditures	Increase (Decrease)	Ending Balance
124103-00000	BENEFITS - PUBLIC SERVICE - FD 0036						
	Expense						
	Salaries - Non-Faculty				210,000		
	Wages				80,000		
	Benefits				3,106,170		
	Account Total	0	0	3,396,170	3,396,170	0	0
124104	BENEFITS - O&M OF PLANT - FD 0036						
	Expense						
	Salaries - Non-Faculty				500		
	Benefits				15,646		
	Account Total	0	0	16,146	16,146	0	0
124105	BENEFITS-RETIREE - PUB SERV-FD 0036						
	Expense						
	Benefits				921,614		
	Account Total	0	0	921,614	921,614	0	0
124120	IR SUPPORT-FRP FD 0036						
	Expense						
	Operations and Maintenance				303,523		
	Account Total	0	0	303,523	303,523	0	0
124121	MITIGATION OUTREACH - FUND 0036						
	Expense						
	Operations and Maintenance				90,000		
	Equipment (Capitalized)				10,000		
	Account Total	0	0	100,000	100,000	0	0
124122	SUPERVISOR DEVELOPMENT PROGRAM-FRP						
	Expense						
	Operations and Maintenance				5,000		
	Account Total	0	0	5,000	5,000	0	0
124126	OUT OF REGION RESPONSE COST-FD 0036						
	Expense						
	Operations and Maintenance				248,000		
	Account Total	0	0	248,000	248,000	0	0
124127	SOC/DDC TRAVEL-RELATED EXP						
	Expense						
	Operations and Maintenance				15,000		
	Account Total	0	0	15,000	15,000	0	0
124141	CAPACITY BUILDING DEPT-ADMIN						
	Expense						
	Operations and Maintenance				20,000		
	Account Total	0	0	20,000	20,000	0	0

Printed on a Xerox 9700 Laser Printing System at the Computing Services Center / Texas A&M University

Form: URGB01 (02/05/85)

Account	Description	Beginning Balance	Revenues	Net Allocations	Expenditures	Increase (Decrease)	Ending Balance
124158-00000	EAST ZONE-NORTH REGION-FUEL FD 0036						
	Expense						
	Operations and Maintenance				54,668		
	Account Total	0	0	54,668	54,668	0	0
124159-00000	EAST ZONE-CENTRAL REG-FUEL FD 0036						
	Expense						
	Operations and Maintenance				58,196		
	Account Total	0	0	58,196	58,196	0	0
124160-00000	EAST ZONE-SOUTH REGION-FUEL FD 0036						
	Expense						
	Operations and Maintenance				51,666		
	Account Total	0	0	51,666	51,666	0	0
124165	GEOSPATIAL PROGRAMS - FUND 0036						
	Expense						
	Salaries - Non-Faculty				298,913		
	Wages				10,000		
	Operations and Maintenance				50,000		
	Account Total	0	0	358,913	358,913	0	0
124180	NEW EMPLOYEE TRAINING SUPPORT-FD 36						
	Expense						
	Operations and Maintenance				120,000		
	Account Total	0	0	120,000	120,000	0	0
124185-00033	WOLFFORTH - P BRANCH TWPP - FD 0036						
	Expense						
	Utilities				2,000		
	Operations and Maintenance				18,000		
	Account Total	0	0	20,000	20,000	0	0
124185-00058	AMARILLO - P BRANCH TWPP - FD 0036						
	Expense						
	Salaries - Non-Faculty				51,092		
	Utilities				2,000		
	Operations and Maintenance				18,000		
	Account Total	0	0	71,092	71,092	0	0
124185-00060	CHILDRESS - P BRANCH TWPP - FD 0036						
	Expense						
	Salaries - Non-Faculty				36,000		
	Utilities				2,000		
	Operations and Maintenance				18,000		
	Account Total	0	0	56,000	56,000	0	0

Printed on a Xerox 9700 Laser Printing System at the Computing Services Center / Texas A&M University

Form: URGB01 (02/05/85)

Account	Description	Beginning Balance	Revenues	Net Allocations	Expenditures	Increase (Decrease)	Ending Balance
124185-00113	ADMIN - P BRANCH TWPP - FUND 0036						
	Expense						
	Utilities				2,500		
	Operations and Maintenance				137,500		
	Account Total	0	0	140,000	140,000	0	0
124185-00123	TASK FORCE - PB1 - FUND 0036						
	Expense						
	Utilities				2,000		
	Operations and Maintenance				73,000		
	Account Total	0	0	75,000	75,000	0	0
124185-00133	TASK FORCE - PB2 - FUND 0036						
	Expense						
	Utilities				2,000		
	Operations and Maintenance				73,000		
	Account Total	0	0	75,000	75,000	0	0
124185-00143	TASK FORCE - PB3 - FUND 0036						
	Expense						
	Utilities				2,000		
	Operations and Maintenance				73,000		
	Account Total	0	0	75,000	75,000	0	0
124186-00113	ADMIN - SOC TWPP - FUND 0036						
	Expense						
	Utilities				2,000		
	Operations and Maintenance				33,000		
	Account Total	0	0	35,000	35,000	0	0
124189-00116	COMMUNICATIONS - LOGISTICS -FD 0036						
	Expense						
	Operations and Maintenance				47,870		
	Account Total	0	0	47,870	47,870	0	0
124197	PROMOTIONS & MARKET ADJ-DIRC/FIAD						
	Expense						
	Salaries - Non-Faculty				37,087		
	Account Total	0	0	37,087	37,087	0	0
124198	PROMOTIONS & MARKET ADJ-FRP						
	Expense						
	Salaries - Non-Faculty				165,375		
	Account Total	0	0	165,375	165,375	0	0
124201	VFD INSURANCE PGM REVENUE - FD 5066						
	Revenue						
	Other Operating Inc		1,465,000				
	Account Total	0	1,465,000	1,465,000-	0	0	0

Printed on a Xerox 9700 Laser Printing System at the Computing Services Center / Texas A&M University

Form: URGB01 (02/05/85)

Account	Description	Beginning Balance	Revenues	Net Allocations	Expenditures	Increase (Decrease)	Ending Balance
124223-00000	BENEFITS - PUBLIC SERVICE - FD 5066						
	Expense						
	Salaries - Non-Faculty				1,000		
	Benefits				11,764		
	Account Total	0	0	12,764	12,764	0	0
124225	BENEFITS-RETIREE - PUB SERV-FD 5066						
	Expense						
	Benefits				3,347		
	Account Total	0	0	3,347	3,347	0	0
124241	VFD INSURANCE PGM OPER - FUND 5066						
	Expense						
	Salaries - Non-Faculty				21,399		
	Wages				15,000		
	Utilities				2,000		
	Operations and Maintenance				18,242		
	Account Total	0	0	56,641	56,641	0	0
124251-00000	VFD INSURANCE PGM GRANTS - FD 5066						
	Expense						
	Operations and Maintenance				1,392,248		
	Account Total	0	0	1,392,248	1,392,248	0	0
124301	VFD ASSISTANCE PGM REVENUE -FD 5064						
	Revenue						
	Other Operating Inc		23,051,549				
	Account Total	0	23,051,549	23,051,549-	0	0	0
124311	BUDGETS & ACCOUNTING DEPT - FD 5064						
	Expense						
	Salaries - Non-Faculty				97,481		
	Operations and Maintenance				6,035		
	Account Total	0	0	103,516	103,516	0	0
124312	EMPLOYEE DEVELOPMENT						
	Expense						
	Salaries - Non-Faculty				35,657		
	Account Total	0	0	35,657	35,657	0	0
124314	PAYROLL & SUPPORT SVC DEPT -FD 5064						
	Expense						
	Salaries - Non-Faculty				29,822		
	Account Total	0	0	29,822	29,822	0	0
124317	PURCHASING DEPARTMENT - FUND 5064						
	Expense						
	Salaries - Non-Faculty				38,455		
	Account Total	0	0	38,455	38,455	0	0

Printed on a Xerox 9700 Laser Printing System at the Computing Services Center / Texas A&M University

Form: URGB01 (02/05/85)

Account	Description	Beginning Balance	Revenues	Net Allocations	Expenditures	Increase (Decrease)	Ending Balance
124322	BENEFITS - INSTIT SUPPORT - FD 5064						
	Expense						
	Salaries - Non-Faculty				5,700		
	Benefits				64,198		
	Account Total	0	0	69,898	69,898	0	0
124323-00000	BENEFITS - PUBLIC SERVICE - FD 5064						
	Expense						
	Salaries - Non-Faculty				11,000		
	Benefits				76,652		
	Account Total	0	0	87,652	87,652	0	0
124325	BENEFITS-RETIREE - PUB SERV-FD 5064						
	Expense						
	Benefits				43,839		
	Account Total	0	0	43,839	43,839	0	0
124326-00000	BENEFITS-PUB SVC-TWPP - FUND 5064						
	Expense						
	Salaries - Non-Faculty				42,000		
	Benefits				755,747		
	Account Total	0	0	797,747	797,747	0	0
124327	BENE-RETIREE-PUB SVC-TWPP-FUND 5064						
	Expense						
	Benefits				209,196		
	Account Total	0	0	209,196	209,196	0	0
124330	FRP ADMINISTRATION-FUND 5064						
	Expense						
	Salaries - Non-Faculty				291,495		
	Account Total	0	0	291,495	291,495	0	0
124341	VFD ASSISTANCE PGM OPER - FD 5064						
	Expense						
	Salaries - Non-Faculty				377,738		
	Wages				45,000		
	Operations and Maintenance				130,923		
	Account Total	0	0	553,661	553,661	0	0
124345	FEDERAL EXCESS PERS PROP -FUND 5064						
	Expense						
	Salaries - Non-Faculty				232,211		
	Account Total	0	0	232,211	232,211	0	0
124351-00000	VFD ASSISTANCE PGM GRANTS - FD 5064						
	Expense						
	Operations and Maintenance				17,276,395		
	Account Total	0	0	17,276,395	17,276,395	0	0

Printed on a Xerox 9700 Laser Printing System at the Computing Services Center / Texas A&M University

Form: URGB01 (02/05/85)

Account	Description	Beginning Balance	Revenues	Net Allocations	Expenditures	Increase (Decrease)	Ending Balance
124370-00000	ADMINISTRATION TWPP - FUND 5064						
	Expense						
	Salaries - Non-Faculty				268,941		
	Operations and Maintenance				27,296		
	Account Total	0	0	296,237	296,237	0	0
124372-00055	GRANBURY - N BRANCH TWPP - FD 5064						
	Expense						
	Utilities				1,000		
	Operations and Maintenance				24,000		
	Account Total	0	0	25,000	25,000	0	0
124372-00056	GREENVILLE - N BRANCH TWPP -FD 5064						
	Expense						
	Salaries - Non-Faculty				47,380		
	Operations and Maintenance				30,000		
	Account Total	0	0	77,380	77,380	0	0
124372-00066	MCGREGOR - N BRANCH TWPP - FD 5064						
	Expense						
	Operations and Maintenance				22,000		
	Account Total	0	0	22,000	22,000	0	0
124372-00077	KILLEEN - N BRANCH TWPP - FUND 5064						
	Expense						
	Operations and Maintenance				20,000		
	Account Total	0	0	20,000	20,000	0	0
124372-00113	ADMIN - N BRANCH TWPP - FUND 5064						
	Expense						
	Salaries - Non-Faculty				75,800		
	Utilities				809		
	Operations and Maintenance				42,031		
	Account Total	0	0	118,640	118,640	0	0
124372-00123	TASK FORCE - NB1 - FUND 5064						
	Expense						
	Salaries - Non-Faculty				44,000		
	Utilities				500		
	Operations and Maintenance				64,500		
	Account Total	0	0	109,000	109,000	0	0
124372-00133	TASK FORCE - NB2 - FUND 5064						
	Expense						
	Operations and Maintenance				75,000		
	Account Total	0	0	75,000	75,000	0	0

Printed on a Xerox 9700 Laser Printing System at the Computing Services Center / Texas A&M University

Form: URGB01 (02/05/85)

Account	Description	Beginning Balance	Revenues	Net Allocations	Expenditures	Increase (Decrease)	Ending Balance
124372-00143	TASK FORCE - NB3 - FUND 5064						
	Expense						
	Operations and Maintenance				25,000		
	Account Total	0	0	25,000	25,000	0	0
124374-00001	COLLEGE STATION-CENT BRCH TWPP-5064						
	Expense						
	Salaries - Non-Faculty				42,720		
	Account Total	0	0	42,720	42,720	0	0
124374-00078	VICTORIA - CENT BRANCH TWPP-FD 5064						
	Expense						
	Salaries - Non-Faculty				38,500		
	Account Total	0	0	38,500	38,500	0	0
124374-00123	TASK FORCE - CB1 - FD 5064						
	Expense						
	Salaries - Non-Faculty				130,006		
	Account Total	0	0	130,006	130,006	0	0
124375-00036	FREDERICKSBURG - S BRANCH TWPP-5064						
	Expense						
	Operations and Maintenance				20,000		
	Account Total	0	0	20,000	20,000	0	0
124375-00072	EDINBURG - S BRANCH TWPP - FD 5064						
	Expense						
	Operations and Maintenance				20,000		
	Account Total	0	0	20,000	20,000	0	0
124375-00076	UVALDE - S BRANCH TWPP - FUND 5064						
	Expense						
	Operations and Maintenance				20,000		
	Account Total	0	0	20,000	20,000	0	0
124375-00081	BEEVILLE - S BRANCH TWPP -FD 5064						
	Expense						
	Operations and Maintenance				20,000		
	Account Total	0	0	20,000	20,000	0	0
124375-00113	ADMIN - S BRANCH TWPP - FUND 5064						
	Expense						
	Operations and Maintenance				90,000		
	Account Total	0	0	90,000	90,000	0	0

Printed on a Xerox 9700 Laser Printing System at the Computing Services Center / Texas A&M University

Form: URGB01 (02/05/85)

Account	Description	Beginning Balance	Revenues	Net Allocations	Expenditures	Increase (Decrease)	Ending Balance
124375-00123	TASK FORCE - SB1 - FUND 5064						
	Expense						
	Salaries - Non-Faculty				45,500		
	Utilities				3,300		
	Operations and Maintenance				71,700		
	Account Total	0	0	120,500	120,500	0	0
124376-00062	ALPINE - W BRANCH TWPP - FUND 5064						
	Expense						
	Salaries - Non-Faculty				50,530		
	Account Total	0	0	50,530	50,530	0	0
124377-00034	MERKEL-NW BRANCH-FD 5064						
	Expense						
	Utilities				2,000		
	Operations and Maintenance				23,000		
	Account Total	0	0	25,000	25,000	0	0
124377-00074	WICHITA FALLS-NW BRANCH TWPP-5064						
	Expense						
	Utilities				2,000		
	Operations and Maintenance				18,000		
	Account Total	0	0	20,000	20,000	0	0
124377-00113	ADMIN - NW BRANCH TWPP - FUND 5064						
	Expense						
	Utilities				2,100		
	Operations and Maintenance				117,900		
	Account Total	0	0	120,000	120,000	0	0
124377-00123	TASK FORCE - NWB1 - FUND 5064						
	Expense						
	Salaries - Non-Faculty				148,311		
	Utilities				500		
	Operations and Maintenance				74,500		
	Account Total	0	0	223,311	223,311	0	0
124377-00133	TASK FORCE - NWB2 - FUND 5064						
	Expense						
	Salaries - Non-Faculty				339,090		
	Utilities				2,000		
	Operations and Maintenance				74,000		
	Account Total	0	0	415,090	415,090	0	0
124378-00090	HUMBLE - SC BRANCH TWPP - FD 5064						
	Expense						
	Salaries - Non-Faculty				68,000		
	Account Total	0	0	68,000	68,000	0	0

Printed on a Xerox 9700 Laser Printing System at the Computing Services Center / Texas A&M University

Form: URGB01 (02/05/85)

Account	Description	Beginning Balance	Revenues	Net Allocations	Expenditures	Increase (Decrease)	Ending Balance
124380-02019	C.I.P. FY2019 TRANSPORT TRUCK BEDS						
	Expense						
	Equipment (Capitalized)				60,488		
	Account Total	0	0	60,488	60,488	0	0
124385-00033	WOLFFORTH - P BRANCH TWPP - FD 5064						
	Expense						
	Salaries - Non-Faculty				36,000		
	Account Total	0	0	36,000	36,000	0	0
124385-00113	ADMIN - P BRANCH TWPP - FUND 5064						
	Expense						
	Salaries - Non-Faculty				70,578		
	Account Total	0	0	70,578	70,578	0	0
124385-00123	TASK FORCE - PB1 - FUND 5064						
	Expense						
	Salaries - Non-Faculty				308,508		
	Account Total	0	0	308,508	308,508	0	0
124385-00133	TASK FORCE - PB2 - FUND 5064						
	Expense						
	Salaries - Non-Faculty				243,156		
	Account Total	0	0	243,156	243,156	0	0
124385-00143	TASK FORCE - PB3 - FUND 5064						
	Expense						
	Salaries - Non-Faculty				253,145		
	Account Total	0	0	253,145	253,145	0	0
124387	LOGISTICS TWPP - FUND 5064						
	Expense						
	Salaries - Non-Faculty				33,897		
	Account Total	0	0	33,897	33,897	0	0
124389-00116	COMMUNICATIONS - LOGISTICS -FD 5064						
	Expense						
	Salaries - Non-Faculty				84,319		
	Account Total	0	0	84,319	84,319	0	0
124451-00000	TIFMAS GRANT ASSISTANCE PROGRAM						
	Expense						
	Operations and Maintenance				1,000,000		
	Account Total	0	0	1,000,000	1,000,000	0	0

Printed on a Xerox 9700 Laser Printing System at the Computing Services Center / Texas A&M University

Form: URGB01 (02/05/85)

Account	Description	Beginning Balance	Revenues	Net Allocations	Expenditures	Increase (Decrease)	Ending Balance
125010	URBAN FORESTRY LICENSE PLATES						
	Revenue						
	Other Operating Inc		5,000				
	Expense						
	Operations and Maintenance				5,000		
	Account Total	0	5,000	0	5,000	0	0
132108	STATE FIRE ASSISTANCE GRANT FY18						
	Revenue						
	Contracts and Grant		166,400				
	Expense						
	Operations and Maintenance				166,400		
	Account Total	0	166,400	0	166,400	0	0
132307	COMMUNITY FIRE PROTECTION FY17						
	Revenue						
	Contracts and Grant		188,567				
	Expense						
	Wages				34,072		
	Benefits				2,908		
	Operations and Maintenance				151,587		
	Account Total	0	188,567	0	188,567	0	0
134108	VOLUNTEER FIRE ASST GRANT FY18						
	Revenue						
	Contracts and Grant		355,854				
	Expense						
	Operations and Maintenance				355,854		
	Account Total	0	355,854	0	355,854	0	0
134307	COMMUNITY FIRE PROTECTION C/S FY17						
	Revenue						
	Contracts and Grant		199,680				
	Expense						
	Operations and Maintenance				199,680		
	Account Total	0	199,680	0	199,680	0	0
135107-00000	FOREST HEALTH GRANT FY17						
	Revenue						
	Contracts and Grant		71,919				
	Expense						
	Salaries - Non-Faculty				43,199		
	Benefits				12,960		
	Operations and Maintenance				15,760		
	Account Total	0	71,919	0	71,919	0	0

Printed on a Xerox 9700 Laser Printing System at the Computing Services Center / Texas A&M University

Form: URGB01 (02/05/85)

Account	Description	Beginning Balance	Revenues	Net Allocations	Expenditures	Increase (Decrease)	Ending Balance
135108	FOREST HEALTH GRANT FY18						
	Revenue						
	Contracts and Grant		140,232				
	Expense						
	Salaries - Non-Faculty				48,231		
	Benefits				14,469		
	Utilities				5,200		
	Operations and Maintenance				72,332		
	Account Total	0	140,232	0	140,232	0	0
135117	FHM OFF-PLOT DETECTION GRANT FY17						
	Revenue						
	Contracts and Grant		34,234				
	Expense						
	Salaries - Non-Faculty				20,573		
	Benefits				6,172		
	Operations and Maintenance				7,489		
	Account Total	0	34,234	0	34,234	0	0
135118	FHM OFF-PLOT DETECTION GRANT FY18						
	Revenue						
	Contracts and Grant		115,320				
	Expense						
	Salaries - Non-Faculty				61,150		
	Benefits				18,000		
	Operations and Maintenance				36,170		
	Account Total	0	115,320	0	115,320	0	0
135309	WATER RESOURCES PROJECT GRANT FY19						
	Revenue						
	Contracts and Grant		152,208				
	Expense						
	Salaries - Non-Faculty				80,416		
	Benefits				24,125		
	Operations and Maintenance				47,667		
	Account Total	0	152,208	0	152,208	0	0
135607-00000	URBAN FORESTRY GRANT FY17						
	Revenue						
	Contracts and Grant		295,892				
	Expense						
	Salaries - Non-Faculty				177,805		
	Benefits				53,342		
	Operations and Maintenance				64,745		
	Account Total	0	295,892	0	295,892	0	0

Printed on a Xerox 9700 Laser Printing System at the Computing Services Center / Texas A&M University

Form: URGB01 (02/05/85)

Account	Description	Beginning Balance	Revenues	Net Allocations	Expenditures	Increase (Decrease)	Ending Balance
135608-00000	URBAN FORESTRY GRANT FY18						
	Revenue						
	Contracts and Grant		658,034				
	Expense						
	Salaries - Non-Faculty				265,825		
	Benefits				79,747		
	Utilities				910		
	Operations and Maintenance				311,552		
	Account Total	0	658,034	0	658,034	0	0
135708-00000	FOREST INVENTORY & ANALYSIS FY18						
	Revenue						
	Contracts and Grant		607,880				
	Expense						
	Salaries - Non-Faculty				467,600		
	Benefits				140,280		
	Account Total	0	607,880	0	607,880	0	0
135709-00000	FOREST INVENTORY & ANALYSIS FY19						
	Revenue						
	Contracts and Grant		301,046				
	Expense						
	Salaries - Non-Faculty				155,866		
	Benefits				46,760		
	Utilities				2,375		
	Operations and Maintenance				96,045		
	Account Total	0	301,046	0	301,046	0	0
135717-00000	FIA-SUPPLEMENTAL FY17						
	Revenue						
	Contracts and Grant		101,314				
	Expense						
	Salaries - Non-Faculty				77,934		
	Benefits				23,380		
	Account Total	0	101,314	0	101,314	0	0
135727	FIA-SUPPLEMENT FY17 (PREFUND FY18)						
	Revenue						
	Contracts and Grant		303,939				
	Expense						
	Salaries - Non-Faculty				233,799		
	Benefits				70,140		
	Account Total	0	303,939	0	303,939	0	0

Printed on a Xerox 9700 Laser Printing System at the Computing Services Center / Texas A&M University

Form: URGB01 (02/05/85)

Account	Description	Beginning Balance	Revenues	Net Allocations	Expenditures	Increase (Decrease)	Ending Balance
135807-00000	FOREST STEWARDSHIP GRANT FY17						
	Revenue						
	Contracts and Grant		39,865				
	Expense						
	Salaries - Non-Faculty				23,957		
	Benefits				7,187		
	Operations and Maintenance				8,721		
	Account Total	0	39,865	0	39,865	0	0
135808-00000	FOREST STEWARDSHIP GRANT FY18						
	Revenue						
	Contracts and Grant		120,574				
	Expense						
	Salaries - Non-Faculty				50,000		
	Benefits				8,925		
	Utilities				2,550		
	Operations and Maintenance				59,099		
	Account Total	0	120,574	0	120,574	0	0
135817-00000	RESOURCE DEVELOPMENT GRANT FY17						
	Revenue						
	Contracts and Grant		66,027				
	Expense						
	Salaries - Non-Faculty				29,484		
	Benefits				14,100		
	Operations and Maintenance				22,443		
	Account Total	0	66,027	0	66,027	0	0
135828-00000	RSDV EAST TEXAS GRANT FY18						
	Revenue						
	Contracts and Grant		14,390				
	Expense						
	Salaries - Non-Faculty				8,648		
	Benefits				2,594		
	Operations and Maintenance				3,148		
	Account Total	0	14,390	0	14,390	0	0
135858	FSTW GRANT-FY18 CONSERVATION EDU						
	Revenue						
	Contracts and Grant		9,298				
	Expense						
	Operations and Maintenance				9,298		
	Account Total	0	9,298	0	9,298	0	0

Printed on a Xerox 9700 Laser Printing System at the Computing Services Center / Texas A&M University

Form: URGB01 (02/05/85)

Account	Description	Beginning Balance	Revenues	Net Allocations	Expenditures	Increase (Decrease)	Ending Balance
135868-00000	FSTW GRT FY18-EAST TX FUEL-NORTH						
	Revenue						
	Contracts and Grant		41,000				
	Expense						
	Operations and Maintenance				41,000		
	Account Total	0	41,000	0	41,000	0	0
135878-00000	FSTW GRT FY18-EAST TX FUEL-CENTRAL						
	Revenue						
	Contracts and Grant		38,000				
	Expense						
	Operations and Maintenance				38,000		
	Account Total	0	38,000	0	38,000	0	0
135888-00000	FSTW GRT FY18-EAST TX FUEL-SOUTH						
	Revenue						
	Contracts and Grant		38,000				
	Expense						
	Operations and Maintenance				38,000		
	Account Total	0	38,000	0	38,000	0	0
140111	INVESTMENT INCOME						
	Revenue						
	Investment Income		150,000				
	Expense						
	Operations and Maintenance				7,808		
	Other Non-Operating Expense				3,792		
	Account Total	0	150,000	138,400-	11,600	0	0
140123-00000	BENEFITS - PUBLIC SERVICE - LOCAL						
	Expense						
	Salaries - Non-Faculty				4,600		
	Benefits				88,921		
	Account Total	0	0	93,521	93,521	0	0
140125	BENEFITS-RETIREE - PUB SERV- LOCAL						
	Expense						
	Benefits				25,103		
	Account Total	0	0	25,103	25,103	0	0
140126	BENEFITS - RESEARCH - LOCAL						
	Expense						
	Benefits				2,209		
	Account Total	0	0	2,209	2,209	0	0

Printed on a Xerox 9700 Laser Printing System at the Computing Services Center / Texas A&M University

Form: URGB01 (02/05/85)

Account	Description	Beginning Balance	Revenues	Net Allocations	Expenditures	Increase (Decrease)	Ending Balance
142140	SURPLUS EQUIPMENT SALE						
	Revenue						
	Sales and Services		415,374				
	Expense						
	Operations and Maintenance				2,500		
	Account Total	0	415,374	412,874-	2,500	0	0
142142-00000	FRD EQUIPMENT REPLACEMENT - SURPLUS						
	Expense						
	Equipment (Capitalized)				412,874		
	Account Total	0	0	412,874	412,874	0	0
145230	FOREST ECONOMICS & TAXATION						
	Revenue						
	Sales and Services		25,900				
	Expense						
	Salaries - Non-Faculty				19,208		
	Operations and Maintenance				6,692		
	Account Total	0	25,900	0	25,900	0	0
145252	IR SUPPORT-FRD						
	Expense						
	Operations and Maintenance				27,567		
	Account Total	0	0	27,567	27,567	0	0
145310-00140	FAIRCHILD STATE FOREST						
	Revenue						
	Sales and Services		11,600				
	Account Total	0	11,600	11,600-	0	0	0
145310-00142	KIRBY STATE FOREST						
	Revenue						
	Sales and Services		31,814				
	Account Total	0	31,814	31,814-	0	0	0
145310-00143	MASTERSON STATE FOREST						
	Revenue						
	Sales and Services		14,600				
	Account Total	0	14,600	14,600-	0	0	0
145310-00144	SIECKE STATE FOREST						
	Revenue						
	Sales and Services		33,000				
	Account Total	0	33,000	33,000-	0	0	0

Printed on a Xerox 9700 Laser Printing System at the Computing Services Center / Texas A&M University

Form: URGB01 (02/05/85)

Account	Description	Beginning Balance	Revenues	Net Allocations	Expenditures	Increase (Decrease)	Ending Balance
145312-00102	TIMBER MANAGEMENT PROGRAM ADMIN						
	Expense						
	Wages				18,720		
	Operations and Maintenance				7,500		
	Account Total	46,116	0	19,896-	26,220	46,116-	0
145312-00140	FAIRCHILD STATE FOREST						
	Expense						
	Utilities				1,350		
	Operations and Maintenance				13,650		
	Account Total	0	0	15,000	15,000	0	0
145312-00141	JONES STATE FOREST						
	Expense						
	Wages				8,000		
	Utilities				1,600		
	Operations and Maintenance				31,170		
	Account Total	0	0	40,770	40,770	0	0
145312-00142	KIRBY STATE FOREST						
	Expense						
	Operations and Maintenance				9,000		
	Account Total	0	0	9,000	9,000	0	0
145312-00143	MASTERSON STATE FOREST						
	Expense						
	Operations and Maintenance				17,890		
	Account Total	0	0	17,890	17,890	0	0
145312-00144	SIECKE STATE FOREST						
	Expense						
	Utilities				1,500		
	Operations and Maintenance				13,000		
	Account Total	0	0	14,500	14,500	0	0
145312-00145	KEY TRACT						
	Expense						
	Operations and Maintenance				3,250		
	Account Total	0	0	3,250	3,250	0	0
145312-00146	DIMORA TRACT						
	Expense						
	Operations and Maintenance				500		
	Account Total	0	0	500	500	0	0
145312-00147	SCHULZE TRACT						
	Expense						
	Operations and Maintenance				10,000		
	Account Total	0	0	10,000	10,000	0	0

Printed on a Xerox 9700 Laser Printing System at the Computing Services Center / Texas A&M University

Form: URGB01 (02/05/85)

Account	Description	Beginning Balance	Revenues	Net Allocations	Expenditures	Increase (Decrease)	Ending Balance
146120-00000	WEST TEXAS NURSERY						
	Revenue						
	Sales and Services		203,324				
	Expense						
	Salaries - Non-Faculty				114,271		
	Wages				15,000		
	Operations and Maintenance				74,053		
	Account Total	0	203,324	0	203,324	0	0
146141	CONTRACT LAND MANAGEMENT FEES						
	Revenue						
	Other Operating Inc		10,000				
	Account Total	0	10,000	10,000-	0	0	0
189002	BENEFITS - INSTIT SUPP -PD BY STATE						
	Revenue						
	State Approp - Bene		12,594				
	Expense						
	Benefits				12,594		
	Account Total	0	12,594	0	12,594	0	0
189003-00000	BENEFITS - PUBLIC SERV -PD BY STATE						
	Revenue						
	State Approp - Bene		291,321				
	Expense						
	Benefits				291,321		
	Account Total	0	291,321	0	291,321	0	0
189004	BENEFITS - O&M OF PLANT-PD BY STATE						
	Revenue						
	State Approp - Bene		5,672				
	Expense						
	Benefits				5,672		
	Account Total	0	5,672	0	5,672	0	0
189006	BENEFITS - RESEARCH - PD BY STATE						
	Revenue						
	State Approp - Bene		25,258				
	Expense						
	Benefits				25,258		
	Account Total	0	25,258	0	25,258	0	0

Printed on a Xerox 9700 Laser Printing System at the Computing Services Center / Texas A&M University

Form: URGB01 (02/05/85)

Account	Description	Beginning Balance	Revenues	Net Allocations	Expenditures	Increase (Decrease)	Ending Balance
Functional and General Funds - Board Approved							
	Revenue						
	State Approp - Gene		10,645,108				
	State Approp - Bene		2,005,467				
	State Approp - Othe		26,228,568				
	Contracts and Grant		4,059,673				
	Sales and Services		735,612				
	Investment Income		150,000				
	Other Operating Inc		24,531,549				
	Expense						
	Salaries - Non-Faculty				22,903,914		
	Wages				1,008,135		
	Benefits				8,465,015		
	Utilities				299,519		
	Operations and Maintenance				30,547,503		
	Equipment (Capitalized)				5,174,215		
	Other Non-Operating Expense				3,792		
	Grand Total	46,116	68,355,977	0	68,402,093	46,116-	0

Printed on a Xerox 9700 Laser Printing System at the Computing Services Center / Texas A&M University

Form: URGB01 (02/05/85)

Account	Description	Beginning Balance	Revenues	Net Allocations	Expenditures	Increase (Decrease)	Ending Balance
212001	INDIRECT COST RECOVERY REVENUE						
	Revenue						
	Contracts and Grant		1,102,364				
	Account Total	0	1,102,364	1,102,364-	0	0	0
212004	UNIFORM ALLOCATION-IDC						
	Expense						
	Operations and Maintenance				147,063		
	Account Total	0	0	147,063	147,063	0	0
212005	BUDGETS & ACCOUNTING DEPT-IDC						
	Expense						
	Operations and Maintenance				5,478		
	Account Total	0	0	5,478	5,478	0	0
212006	FINANCE & ADMIN-IDC						
	Expense						
	Operations and Maintenance				18,986		
	Account Total	0	0	18,986	18,986	0	0
212007	PAYROLL & SUPPORT SERVICES-IDC						
	Expense						
	Salaries - Non-Faculty				56,014		
	Benefits				11,344		
	Operations and Maintenance				28,173		
	Account Total	0	0	95,531	95,531	0	0
212010	EMPLOYEE DEVELOPMENT-IDC						
	Expense						
	Operations and Maintenance				46,253		
	Account Total	0	0	46,253	46,253	0	0
212011	GRANT ADMINISTRATION-IDC						
	Expense						
	Salaries - Non-Faculty				45,940		
	Benefits				16,816		
	Operations and Maintenance				3,347		
	Account Total	0	0	66,103	66,103	0	0
212015	GENERAL PROG SUPPORT-FIN & ADM-IDC						
	Expense						
	Benefits				50		
	Operations and Maintenance				4,950		
	Account Total	0	0	5,000	5,000	0	0
212018	PERSONNEL MEETING-IDC						
	Expense						
	Operations and Maintenance				13,760		
	Account Total	0	0	13,760	13,760	0	0

Printed on a Xerox 9700 Laser Printing System at the Computing Services Center / Texas A&M University

Form: URGB01 (02/05/85)

Account	Description	Beginning Balance	Revenues	Net Allocations	Expenditures	Increase (Decrease)	Ending Balance
212021	EMPLOYEE SAFETY AWARDS						
	Expense						
	Operations and Maintenance				2,000		
	Account Total	0	0	2,000	2,000	0	0
212022	IR SUPPORT-DIRECTOR'S OFFICE-IDC						
	Expense						
	Operations and Maintenance				6,605		
	Account Total	0	0	6,605	6,605	0	0
212023	IR SUPPORT-FIN & ADMIN-IDC						
	Expense						
	Operations and Maintenance				55,361		
	Account Total	0	0	55,361	55,361	0	0
212024	TFS SUPPORT STAFF MEETINGS						
	Expense						
	Operations and Maintenance				2,500		
	Account Total	0	0	2,500	2,500	0	0
212026	HUB PROGRAM - IDC						
	Expense						
	Operations and Maintenance				5,000		
	Account Total	0	0	5,000	5,000	0	0
212030	PURCHASING DEPARTMENT - IDC						
	Expense						
	Salaries - Non-Faculty				16,981		
	Wages				7,050		
	Benefits				5,355		
	Utilities				500		
	Operations and Maintenance				30,194		
	Account Total	0	0	60,080	60,080	0	0
212031	COMMUNICATIONS - IDC						
	Expense						
	Operations and Maintenance				21,450		
	Account Total	0	0	21,450	21,450	0	0
212032	ENVIRONMENTAL HEALTH & SAFETY						
	Expense						
	Operations and Maintenance				10,084		
	Account Total	0	0	10,084	10,084	0	0
212033	AG PROGRAM COSTS						
	Expense						
	Salaries - Non-Faculty				42,845		
	Benefits				12,897		
	Account Total	0	0	55,742	55,742	0	0

Printed on a Xerox 9700 Laser Printing System at the Computing Services Center / Texas A&M University

Form: URGB01 (02/05/85)

Account	Description	Beginning Balance	Revenues	Net Allocations	Expenditures	Increase (Decrease)	Ending Balance
212037	AGRILIFE HUMAN RESOURCES						
	Expense						
	Operations and Maintenance				10,609		
	Account Total	0	0	10,609	10,609	0	0
214001	INVESTMENT INCOME						
	Revenue						
	Investment Income		173,067				
	Expense						
	Other Non-Operating Expense				18,340		
	Account Total	0	173,067	154,727-	18,340	0	0
214002	DIRECTOR'S OFFICE						
	Expense						
	Wages				6,000		
	Benefits				100		
	Operations and Maintenance				65,625		
	Account Total	0	0	71,725	71,725	0	0
214003	EMPLOYEE AWARDS						
	Expense						
	Operations and Maintenance				3,400		
	Account Total	0	0	3,400	3,400	0	0
214004	AG PROGRAM COSTS						
	Expense						
	Salaries - Non-Faculty				9,902		
	Benefits				1,500		
	Account Total	0	0	11,402	11,402	0	0
220031	TICC COOP FIRE CONTROL AGREEMENT						
	Revenue						
	Sales and Services		13,500				
	Expense						
	Operations and Maintenance				13,500		
	Account Total	0	13,500	0	13,500	0	0
221011	RISK POOL PROGRAM						
	Revenue						
	Sales and Services		100,000				
	Investment Income		76,487				
	Expense						
	Salaries - Non-Faculty				64,531		
	Wages				21,000		
	Benefits				21,337		
	Operations and Maintenance				44,619		
	Other Non-Operating Expense				25,000		
	Account Total	0	176,487	0	176,487	0	0

Printed on a Xerox 9700 Laser Printing System at the Computing Services Center / Texas A&M University

Form: URGB01 (02/05/85)

Account	Description	Beginning Balance	Revenues	Net Allocations	Expenditures	Increase (Decrease)	Ending Balance
221021-00000	FIRESAFE FUND						
	Revenue						
	Sales and Services		230,000				
	Expense						
	Salaries - Non-Faculty				37,121		
	Benefits				13,660		
	Operations and Maintenance				179,219		
	Account Total	0	230,000	0	230,000	0	0
221041	FIRE QUENCH						
	Revenue						
	Sales and Services		75,000				
	Expense						
	Operations and Maintenance				75,000		
	Account Total	0	75,000	0	75,000	0	0
222003	PLANNING & PREPAREDNESS-IDC						
	Expense						
	Operations and Maintenance				15,000		
	Account Total	0	0	15,000	15,000	0	0
222004	CENTRAL INTERSTATE - IDC						
	Expense						
	Operations and Maintenance				8,000		
	Account Total	0	0	8,000	8,000	0	0
222005-00000	ETX OPER-PROGRAM DELIVERY-IDC						
	Expense						
	Operations and Maintenance				5,500		
	Account Total	0	0	5,500	5,500	0	0
222006	MITI & PREV - IDC						
	Expense						
	Operations and Maintenance				6,775		
	Account Total	0	0	6,775	6,775	0	0
222007-00000	EAST ZONE-NORTH REGION-IDC						
	Expense						
	Operations and Maintenance				9,500		
	Account Total	0	0	9,500	9,500	0	0
222008-00000	EAST ZONE-CENTRAL REGION-IDC						
	Expense						
	Operations and Maintenance				9,500		
	Account Total	0	0	9,500	9,500	0	0

Printed on a Xerox 9700 Laser Printing System at the Computing Services Center / Texas A&M University

Form: URGB01 (02/05/85)

Account	Description	Beginning Balance	Revenues	Net Allocations	Expenditures	Increase (Decrease)	Ending Balance
222010-00000	EAST ZONE-SOUTH REGION-IDC						
	Expense						
	Operations and Maintenance				7,000		
	Account Total	0	0	7,000	7,000	0	0
222012	FRP ADMINISTRATION-IDC						
	Expense						
	Operations and Maintenance				43,756		
	Account Total	0	0	43,756	43,756	0	0
222013	GENERAL PROGRAM SUPPORT-FRP-IDC						
	Expense						
	Operations and Maintenance				5,000		
	Account Total	0	0	5,000	5,000	0	0
222015	FRP PROFESSIONAL TRAINING/CERTIF						
	Expense						
	Operations and Maintenance				250		
	Account Total	0	0	250	250	0	0
222020	FRP MANDATORY DRUG TESTING-IDC						
	Expense						
	Operations and Maintenance				7,310		
	Account Total	0	0	7,310	7,310	0	0
222021	LAW ENFORCEMENT-IDC						
	Expense						
	Operations and Maintenance				5,000		
	Account Total	0	0	5,000	5,000	0	0
222022	FEPP - IDC						
	Expense						
	Operations and Maintenance				9,411		
	Account Total	0	0	9,411	9,411	0	0
222023	TICC - IDC						
	Expense						
	Operations and Maintenance				5,000		
	Account Total	0	0	5,000	5,000	0	0
222024	FACILITIES - IDC						
	Expense						
	Operations and Maintenance				5,000		
	Account Total	0	0	5,000	5,000	0	0
222031	CAPACITY BUILDING DEPARTMENT-IDC						
	Expense						
	Operations and Maintenance				2,000		
	Account Total	0	0	2,000	2,000	0	0

Printed on a Xerox 9700 Laser Printing System at the Computing Services Center / Texas A&M University

Form: URGB01 (02/05/85)

Account	Description	Beginning Balance	Revenues	Net Allocations	Expenditures	Increase (Decrease)	Ending Balance
222032	FIAD TRAINING FOR FRP						
	Expense						
	Operations and Maintenance				2,500		
	Account Total	0	0	2,500	2,500	0	0
222072-00113	ADMIN - N BRANCH TWPP - IDC						
	Expense						
	Operations and Maintenance				2,000		
	Account Total	0	0	2,000	2,000	0	0
222073-00113	ADMIN - E BRANCH TWPP - IDC						
	Expense						
	Operations and Maintenance				2,000		
	Account Total	0	0	2,000	2,000	0	0
222074-00113	ADMIN - CENT BRANCH - IDC						
	Expense						
	Operations and Maintenance				2,000		
	Account Total	0	0	2,000	2,000	0	0
222075-00113	ADMIN - S BRANCH - IDC						
	Expense						
	Operations and Maintenance				2,000		
	Account Total	0	0	2,000	2,000	0	0
222076-00113	ADMIN - W BRANCH - IDC						
	Expense						
	Operations and Maintenance				2,000		
	Account Total	0	0	2,000	2,000	0	0
222077-00113	ADMIN - NW BRANCH - IDC						
	Expense						
	Operations and Maintenance				2,000		
	Account Total	0	0	2,000	2,000	0	0
222078-00113	ADMIN - SC BRANCH - IDC						
	Expense						
	Operations and Maintenance				2,000		
	Account Total	0	0	2,000	2,000	0	0
222080	FIRE TRAINING COORD - IDC						
	Expense						
	Operations and Maintenance				5,000		
	Account Total	0	0	5,000	5,000	0	0
222083-00113	ADMIN - RESPONSE OPERATIONS - IDC						
	Expense						
	Operations and Maintenance				5,000		
	Account Total	0	0	5,000	5,000	0	0

Printed on a Xerox 9700 Laser Printing System at the Computing Services Center / Texas A&M University

Form: URGB01 (02/05/85)

Account	Description	Beginning Balance	Revenues	Net Allocations	Expenditures	Increase (Decrease)	Ending Balance
222085-00113	ADMIN - PANHANDLE BRANCH - IDC						
	Expense						
	Operations and Maintenance				2,000		
	Account Total	0	0	2,000	2,000	0	0
222086-00113	ADMIN - STATE OPERATIONS CTR - IDC						
	Expense						
	Operations and Maintenance				2,000		
	Account Total	0	0	2,000	2,000	0	0
222126	OUT OF REGION RESPONSE COST-IDC						
	Expense						
	Operations and Maintenance				2,000		
	Account Total	0	0	2,000	2,000	0	0
224002	FOREST RESOURCE PROTECTION						
	Expense						
	Operations and Maintenance				2,500		
	Account Total	0	0	2,500	2,500	0	0
232001	FOREST RESOURCE DEVELOPMENT-IDC						
	Expense						
	Operations and Maintenance				43,152		
	Account Total	0	0	43,152	43,152	0	0
232013	GENERAL PROGRAM SUPPORT - FRD - IDC						
	Expense						
	Operations and Maintenance				7,000		
	Account Total	0	0	7,000	7,000	0	0
232014	FRDSF PROFESSIONAL TRAINING/CERTIF						
	Expense						
	Operations and Maintenance				2,250		
	Account Total	0	0	2,250	2,250	0	0
232017	IR SUPPORT-FRD-IDC						
	Expense						
	Operations and Maintenance				225,574		
	Account Total	0	0	225,574	225,574	0	0
232032	FIAD TRAINING FOR FRD						
	Expense						
	Operations and Maintenance				2,500		
	Account Total	0	0	2,500	2,500	0	0
232102	SUSTAINABLE FORESTRY-IDC						
	Expense						
	Operations and Maintenance				17,781		
	Account Total	0	0	17,781	17,781	0	0

Printed on a Xerox 9700 Laser Printing System at the Computing Services Center / Texas A&M University

Form: URGB01 (02/05/85)

Account	Description	Beginning Balance	Revenues	Net Allocations	Expenditures	Increase (Decrease)	Ending Balance
234001	WEST TEXAS NURSERY						
	Expense						
	Utilities				15,000		
	Operations and Maintenance				48,200		
	Account Total	0	0	63,200	63,200	0	0
234003	FOREST RESOURCE DEVELOPMENT-INV INC						
	Expense						
	Operations and Maintenance				2,500		
	Account Total	0	0	2,500	2,500	0	0
251041	VFD HELPING HANDS PROGRAM						
	Revenue						
	Sales and Services		10,000				
	Expense						
	Operations and Maintenance				10,000		
	Account Total	0	10,000	0	10,000	0	0
251108-00000	CENTRAL BRANCH FUELS MITIGATION						
	Revenue						
	Sales and Services		30,000				
	Expense						
	Wages				5,000		
	Operations and Maintenance				25,000		
	Account Total	0	30,000	0	30,000	0	0
253011-00000	WILDLAND FIRE ACADEMY						
	Revenue						
	Sales and Services		135,300				
	Expense						
	Salaries - Non-Faculty				31,740		
	Wages				14,000		
	Benefits				9,900		
	Operations and Maintenance				79,660		
	Account Total	0	135,300	0	135,300	0	0
253012-00000	EXTERNAL TRAINING						
	Revenue						
	Sales and Services		261,893				
	Expense						
	Salaries - Non-Faculty				47,902		
	Wages				54,000		
	Benefits				15,000		
	Operations and Maintenance				144,991		
	Account Total	0	261,893	0	261,893	0	0

Printed on a Xerox 9700 Laser Printing System at the Computing Services Center / Texas A&M University

Form: URGB01 (02/05/85)

Account	Description	Beginning Balance	Revenues	Net Allocations	Expenditures	Increase (Decrease)	Ending Balance
Designated Funds - Board Approved							
	Revenue						
	Contracts and Grant		1,102,364				
	Sales and Services		855,693				
	Investment Income		249,554				
	Expense						
	Salaries - Non-Faculty				352,976		
	Wages				107,050		
	Benefits				107,959		
	Utilities				15,500		
	Operations and Maintenance				1,580,786		
	Other Non-Operating Expense				43,340		
	Grand Total	0	2,207,611	0	2,207,611	0	0

Printed on a Xerox 9700 Laser Printing System at the Computing Services Center / Texas A&M University

Form: URGB01 (02/05/85)

Account	Description	Beginning Balance	Revenues	Net Allocations	Expenditures	Increase (Decrease)	Ending Balance

****
* *
* BLANK PAGE *
* *
****

Printed on a Xerox 9700 Laser Printing System at the Computing Services Center / Texas A&M University

Form: URGB01 (02/05/85)

Account	Description	Beginning Balance	Revenues	Net Allocations	Expenditures	Increase (Decrease)	Ending Balance
270011	FLEET LEASING & SALES						
	Revenue						
	Sales and Services		300				
	Expense						
	Operations and Maintenance				300		
	Account Total	0	300	0	300	0	0
270021	INFORMATION RESOURCES SERVICE DEPT						
	Revenue						
	Sales and Services		618,630				
	Expense						
	Salaries - Non-Faculty				388,422		
	Benefits				120,256		
	Operations and Maintenance				109,952		
	Account Total	0	618,630	0	618,630	0	0
270110	UCI LOCAL RESERVE						
	Revenue						
	Sales and Services		6,600				
	Expense						
	Operations and Maintenance				6,600		
	Account Total	0	6,600	0	6,600	0	0
270120	LUMP SUM PAYMENTS RESERVE						
	Revenue						
	Sales and Services		16,000				
	Expense						
	Operations and Maintenance				16,000		
	Account Total	0	16,000	0	16,000	0	0
280013	WILDFIRE CACHE SVC DEPT						
	Revenue						
	Sales and Services		80,000				
	Expense						
	Operations and Maintenance				80,000		
	Account Total	0	80,000	0	80,000	0	0
280022	TFS CATERING SERVICE DEPARTMENT						
	Revenue						
	Sales and Services		2,500				
	Expense						
	Operations and Maintenance				2,500		
	Account Total	0	2,500	0	2,500	0	0

Printed on a Xerox 9700 Laser Printing System at the Computing Services Center / Texas A&M University

Form: URGB01 (02/05/85)

Account	Description	Beginning Balance	Revenues	Net Allocations	Expenditures	Increase (Decrease)	Ending Balance
Designated Service Departments - Board Approved							
	Revenue						
	Sales and Services		724,030				
	Expense						
	Salaries - Non-Faculty				388,422		
	Benefits				120,256		
	Operations and Maintenance				215,352		
	Grand Total	0	724,030	0	724,030	0	0

Printed on a Xerox 9700 Laser Printing System at the Computing Services Center / Texas A&M University

Form: URGB01 (02/05/85)

Account	Description	Beginning Balance	Revenues	Net Allocations	Expenditures	Increase (Decrease)	Ending Balance

This section not used.

Printed on a Xerox 9700 Laser Printing System at the Computing Services Center / Texas A&M University

Form: URGB01 (02/05/85)

Account	Description	Beginning Balance	Revenues	Net Allocations	Expenditures	Increase (Decrease)	Ending Balance

****
* *
* BLANK PAGE *
* *
****

Printed on a Xerox 9700 Laser Printing System at the Computing Services Center / Texas A&M University

Form: URGB01 (02/05/85)

Account	Description	Beginning Balance	Revenues	Net Allocations	Expenditures	Increase (Decrease)	Ending Balance
422217	SFA MITI: TXWRAP FY17						
	Revenue						
	Contracts and Grant		205,100				
	Expense						
	Salaries - Non-Faculty				60,000		
	Benefits				18,000		
	Operations and Maintenance				127,100		
	Account Total	0	205,100	0	205,100	0	0
430006	REDESIGN-LONGLEAF PINE SEED FY16						
	Revenue						
	Contracts and Grant		14,633				
	Expense						
	Salaries - Non-Faculty				8,794		
	Benefits				2,638		
	Operations and Maintenance				3,201		
	Account Total	0	14,633	0	14,633	0	0
430007	REDESIGN-LSR-COASTAL RESTORE FY17						
	Revenue						
	Contracts and Grant		256,000				
	Expense						
	Salaries - Non-Faculty				110,000		
	Benefits				33,000		
	Operations and Maintenance				113,000		
	Account Total	0	256,000	0	256,000	0	0
430026	REDESIGN-FORESTS & WATER FY16						
	Revenue						
	Contracts and Grant		41,046				
	Expense						
	Salaries - Non-Faculty				24,667		
	Benefits				7,400		
	Operations and Maintenance				8,979		
	Account Total	0	41,046	0	41,046	0	0
430036	REDESIGN-HARDWOOD MORTALITY FY16						
	Revenue						
	Contracts and Grant		34,872				
	Expense						
	Salaries - Non-Faculty				20,957		
	Benefits				6,287		
	Operations and Maintenance				7,628		
	Account Total	0	34,872	0	34,872	0	0

Printed on a Xerox 9700 Laser Printing System at the Computing Services Center / Texas A&M University

Form: URGB01 (02/05/85)

Account	Description	Beginning Balance	Revenues	Net Allocations	Expenditures	Increase (Decrease)	Ending Balance
430046	REDESIGN-GROWING PINES FY16						
	Revenue						
	Contracts and Grant		59,348				
	Expense						
	Salaries - Non-Faculty				35,666		
	Benefits				10,700		
	Operations and Maintenance				12,982		
	Account Total	0	59,348	0	59,348	0	0
430067	REPURPOSE-TIMBER SUP ANALY FY17						
	Revenue						
	Contracts and Grant		43,615				
	Expense						
	Salaries - Non-Faculty				30,500		
	Benefits				9,150		
	Operations and Maintenance				3,965		
	Account Total	0	43,615	0	43,615	0	0
430099	RESTRICTED GRANTS						
	Revenue						
	Contracts and Grant		1,858,216				
	Expense						
	Salaries - Non-Faculty				20,000		
	Wages				30,000		
	Benefits				5,000		
	Utilities				10,000		
	Operations and Maintenance				1,793,216		
	Account Total	0	1,858,216	0	1,858,216	0	0
432237	OAK WILT PROGRAM GRANT FY17						
	Revenue						
	Contracts and Grant		33,281				
	Expense						
	Salaries - Non-Faculty				20,001		
	Benefits				6,000		
	Operations and Maintenance				7,280		
	Account Total	0	33,281	0	33,281	0	0
432238	OAK WILT PROGRAM GRANT FY18						
	Revenue						
	Contracts and Grant		211,600				
	Expense						
	Salaries - Non-Faculty				99,999		
	Benefits				30,000		
	Utilities				500		
	Operations and Maintenance				81,101		
	Account Total	0	211,600	0	211,600	0	0

Printed on a Xerox 9700 Laser Printing System at the Computing Services Center / Texas A&M University

Form: URGB01 (02/05/85)

Account	Description	Beginning Balance	Revenues	Net Allocations	Expenditures	Increase (Decrease)	Ending Balance
432246	I&DC SPB PREVENTION-RESTORATION '16						
	Revenue						
	Contracts and Grant		37,500				
	Expense						
	Salaries - Non-Faculty				22,536		
	Benefits				6,761		
	Operations and Maintenance				8,203		
	Account Total	0	37,500	0	37,500	0	0
432247	I&DC SPB PREVENTION-RESTORATION '17						
	Revenue						
	Contracts and Grant		65,840				
	Expense						
	Salaries - Non-Faculty				33,725		
	Benefits				10,713		
	Operations and Maintenance				21,402		
	Account Total	0	65,840	0	65,840	0	0
432506	FOREST LEGACY GRANT FY16						
	Revenue						
	Contracts and Grant		12,472				
	Expense						
	Salaries - Non-Faculty				7,495		
	Benefits				2,249		
	Operations and Maintenance				2,728		
	Account Total	0	12,472	0	12,472	0	0
432507	FOREST LEGACY GRANT FY17						
	Revenue						
	Contracts and Grant		12,472				
	Expense						
	Salaries - Non-Faculty				7,495		
	Benefits				2,249		
	Operations and Maintenance				2,728		
	Account Total	0	12,472	0	12,472	0	0
432508	FOREST LEGACY GRANT FY18						
	Revenue						
	Contracts and Grant		27,000				
	Expense						
	Salaries - Non-Faculty				12,980		
	Benefits				2,554		
	Operations and Maintenance				11,466		
	Account Total	0	27,000	0	27,000	0	0

Printed on a Xerox 9700 Laser Printing System at the Computing Services Center / Texas A&M University

Form: URGB01 (02/05/85)

Account	Description	Beginning Balance	Revenues	Net Allocations	Expenditures	Increase (Decrease)	Ending Balance
435139	RURAL RIPARIAN & STREAM RESTOR FY19						
	Revenue						
	Contracts and Grant		25,926				
	Expense						
	Salaries - Non-Faculty				15,581		
	Benefits				4,674		
	Operations and Maintenance				5,671		
	Account Total	0	25,926	0	25,926	0	0
450038	TDEM: INCIDENT MGMT TEAM TRNG FY18						
	Revenue						
	Sales and Services		85,165				
	Expense						
	Salaries - Non-Faculty				20,535		
	Benefits				6,000		
	Operations and Maintenance				58,630		
	Account Total	0	85,165	0	85,165	0	0
461101	WESTERN GULF PINE TREE IMPROV COOP						
	Revenue						
	Sales and Services		274,500				
	Investment Income		8,500				
	Expense						
	Salaries - Non-Faculty				180,462		
	Wages				16,000		
	Benefits				50,000		
	Operations and Maintenance				35,338		
	Other Non-Operating Expense				1,200		
	Account Total	0	283,000	0	283,000	0	0
461201	WESTERN GULF HARDWOOD IMPROV COOP						
	Revenue						
	Sales and Services		6,300				
	Investment Income		500				
	Expense						
	Wages				1,000		
	Operations and Maintenance				5,770		
	Other Non-Operating Expense				30		
	Account Total	0	6,800	0	6,800	0	0

Printed on a Xerox 9700 Laser Printing System at the Computing Services Center / Texas A&M University

Form: URGB01 (02/05/85)

Account	Description	Beginning Balance	Revenues	Net Allocations	Expenditures	Increase (Decrease)	Ending Balance
Restricted Funds - Board Approved							
	Revenue						
	Contracts and Grant		2,938,921				
	Sales and Services		365,965				
	Investment Income		9,000				
	Expense						
	Salaries - Non-Faculty				731,393		
	Wages				47,000		
	Benefits				213,375		
	Utilities				10,500		
	Operations and Maintenance				2,310,388		
	Other Non-Operating Expense				1,230		
	Grand Total	0	3,313,886	0	3,313,886	0	0

Printed on a Xerox 9700 Laser Printing System at the Computing Services Center / Texas A&M University

Account	Description	Beginning Balance	Revenues	Net Allocations	Expenditures	Increase (Decrease)	Ending Balance

****
* *
* BLANK PAGE *
* *
****

Form: URGB01 (02/05/85)
Printed on a Xerox 9700 Laser Printing System at the Computing Services Center / Texas A&M University

Form: URGB01 (02/05/85)

Account	Description	Beginning Balance	Revenues	Net Allocations	Expenditures	Increase (Decrease)	Ending Balance

This section not used.

Printed on a Xerox 9700 Laser Printing System at the Computing Services Center / Texas A&M University

Account	Description	Beginning Balance	Revenues	Net Allocations	Expenditures	Increase (Decrease)	Ending Balance

****
* *
* BLANK PAGE *
* *
****

Form: URGB01 (02/05/85)
Printed on a Xerox 9700 Laser Printing System at the Computing Services Center / Texas A&M University

Form: URGB01 (02/05/85)

CC	Account	Transaction Description	- Offset - CC	Account	Amount	Actual Entry From CC	From Account	To CC	To Account	Feed	Mand
11	010020	STATE APPROPRIATIONS - FUND 0001									
		GR TFR - ADMIN EXP BUD	11	011050	2,676,240.00-	11	010020	11	011050	Y	
		GR TFR - FRP EXP BUD	11	011200	3,540,947.00-	11	010020	11	011200	Y	
		GR TFR - FAC EXP BUD	11	011411	143,056.00-	11	010020	11	011411	Y	
		GR TFR - FRD EXP BUD	11	011500	5,739,942.00-	11	010020	11	011500	Y	
		GR TFR - FRD INFRA EXP BUD	11	011601	215,545.00-	11	010020	11	011601	Y	
		** Decrease in Fund Balance **			12,315,730.00-						
11	011050	ADMINISTRATION - FUND 0001									
		GR TFR - ADMIN EXP BUD	11	010020	2,676,240.00	11	010020	11	011050	Y	
		** Increase in Fund Balance **			2,676,240.00						
11	011200	FOREST RES PROTECTION - FUND 0001									
		GR TFR - FRP EXP BUD	11	010020	3,540,947.00	11	010020	11	011200	Y	
		** Increase in Fund Balance **			3,540,947.00						
11	011411	FACILITIES									
		GR TFR - FAC EXP BUD	11	010020	143,056.00	11	010020	11	011411	Y	
		** Increase in Fund Balance **			143,056.00						
11	011500	FOREST RES DEVELOPMENT - FUND 0001									
		GR TFR - FRD EXP BUD	11	010020	5,739,942.00	11	010020	11	011500	Y	
		** Increase in Fund Balance **			5,739,942.00						
11	011601	INFRASTRUCTURE SUPP - NON BRAZOS									
		GR TFR - FRD INFRA EXP BUD	11	010020	215,545.00	11	010020	11	011601	Y	
		** Increase in Fund Balance **			215,545.00						
11	012400	TEXAS WILDFIRE PROT PLAN -FUND 0036									
		TIFMAS GRANT ASSISTANCE PROG	11	012440	1,000,000.00-	11	012400	11	012440	Y	
		** Decrease in Fund Balance **			1,000,000.00-						
11	012440	TIFMAS GRANT ASSISTANCE PROGRAM									
		TIFMAS GRANT ASSISTANCE PROG	11	012400	1,000,000.00	11	012400	11	012440	Y	
		** Increase in Fund Balance **			1,000,000.00						
11	014010	ADMINISTRATION - LOCAL									
		LOC - FRD REV BUD ALLOC	11	014520	27,567.00-	11	014010	11	014520	Y	
		LOC - FRD REV BUD ALLOC	11	014614	10,000.00	11	014614	11	014010	Y	
		** Decrease in Fund Balance **			17,567.00-						
11	014520	FOREST RESOURCE DEVELOPMENT - LOCAL									
		LOC - FRD REV BUD ALLOC	11	014010	27,567.00	11	014010	11	014520	Y	
		** Increase in Fund Balance **			27,567.00						
11	014614	CONTRACT LAND MANAGEMENT FEES									
		LOC - FRD REV BUD ALLOC	11	014010	10,000.00-	11	014614	11	014010	Y	
		** Decrease in Fund Balance **			10,000.00-						

Printed on a Xerox 9700 Laser Printing System at the Computing Services Center / Texas A&M University

Form: URGB01 (02/05/85)

CC	Account	Transaction Description	- Offset - CC	Account	Amount	-------- Actual Entry --------- ---- From ----- CC	Account	----- To ------ CC	Account	Feed	Mand
11	021010	PUF EQUIPMENT ALLOCATION									
		TFS PUF EQUIPMENT ALLOCATION	01	080710	100,000.00	01	080710	11	021010	N	
		TFR PUF EQUIP FDS TO PLANT	11	081900	100,000.00-	11	021010	11	081900	Y	
		** Decrease in Fund Balance **			0.00						
11	021200	INDIRECT COST RECOVERY FUNDS - ADM									
		IDC TFR - FRP EXP BUD	11	022200	176,502.00-	11	021200	11	022200	Y	
		IDC TFR - FRD EXP BUD	11	023200	298,257.00-	11	021200	11	023200	Y	
		** Decrease in Fund Balance **			474,759.00-						
11	021400	INVESTMENT INCOME									
		INV INC - FRP BUD TRS	11	022400	2,500.00-	11	021400	11	022400	Y	
		INV INC - FRD BUD TFR	11	023400	65,700.00-	11	021400	11	023400	Y	
		** Decrease in Fund Balance **			68,200.00-						
11	022200	INDIRECT COST RECOVERY FUNDS - FRP									
		IDC TFR - FRP EXP BUD	11	021200	176,502.00	11	021200	11	022200	Y	
		** Increase in Fund Balance **			176,502.00						
11	022400	FRP PROGRAMS INVESTMENT INC FUNDS									
		INV INC - FRP BUD TRS	11	021400	2,500.00	11	021400	11	022400	Y	
		** Increase in Fund Balance **			2,500.00						
11	023200	INDIRECT COST RECOVERY FUNDS - FRD									
		IDC TFR - FRD EXP BUD	11	021200	298,257.00	11	021200	11	023200	Y	
		** Increase in Fund Balance **			298,257.00						
11	023400	FRD PROGRAMS INVESTMENT INC FUNDS									
		INV INC - FRD BUD TFR	11	021400	65,700.00	11	021400	11	023400	Y	
		** Increase in Fund Balance **			65,700.00						
11	081900	PUF EQUIPMENT ALLOCATION									
		TFR PUF EQUIP FDS TO PLANT	11	021010	100,000.00	11	021010	11	081900	Y	
		** Increase in Fund Balance **			100,000.00						

Printed on a Xerox 9700 Laser Printing System at the Computing Services Center / Texas A&M University

Form: URGB01 (02/05/85)

CC	Account	Transaction Description	--- Offset --- CC	Account	Amount	-------- Actual Entry --------- ---- From ----- CC	Account	----- To ------ CC	Account	Feed	Mand
11	010020	STATE APPROPRIATIONS - FUND 0001									
		GR REV BUD ALLOC	11	100201	10,645,108.00	11	100201	11	010020	Y	
		GR REV BUD ALLOC	11	100203	303,307.00	11	100203	11	010020	Y	
		GR REV BUD ALLOC	11	100211	1,367,315.00	11	100211	11	010020	Y	
		** Potential Increase in Fund Balan			12,315,730.00						
11	011050	ADMINISTRATION - FUND 0001									
		GR - ADMIN EXP BUD ALLOC	11	110501	54,973.00-	11	011050	11	110501	N	
		GR - ADMIN EXP BUD ALLOC	11	110507	12,652.00-	11	011050	11	110507	N	
		GR - ADMIN EXP BUD ALLOC	11	110511	29,093.00-	11	011050	11	110511	N	
		GR - ADMIN EXP BUD ALLOC	11	110512	44,991.00-	11	011050	11	110512	N	
		GR - ADMIN EXP BUD ALLOC	11	110514	271,970.00-	11	011050	11	110514	N	
		GR - ADMIN EXP BUD ALLOC	11	110515	30,000.00-	11	011050	11	110515	N	
		GR - BENEFITS EXP BUD ALLOC	11	110522	31,053.00-	11	011050	11	110522	N	
		GR - BENEFITS EXP BUD ALLOC	11	110523-00000	1,429,976.00-	11	011050	11	110523-00000	N	
		GR - BENEFITS EXP BUD ALLOC	11	110524	27,218.00-	11	011050	11	110524	N	
		GR - BENEFITS EXP BUD ALLOC	11	110525	532,606.00-	11	011050	11	110525	N	
		GR - BENEFITS EXP BUD ALLOC	11	110526	99,447.00-	11	011050	11	110526	N	
		GR - ADMIN EXP BUD ALLOC	11	110531	30,567.00-	11	011050	11	110531	N	
		GR - ADMIN EXP BUD ALLOC	11	110552	17,500.00-	11	011050	11	110552	N	
		GR - ADMIN EXP BUD ALLOC	11	110561	11,094.00-	11	011050	11	110561	N	
		GR - ADMIN EXP BUD ALLOC	11	110571	53,100.00-	11	011050	11	110571	N	
		** Potential Decrease in Fund Balan			2,676,240.00-						
11	011200	FOREST RES PROTECTION - FUND 000									
		GR - FRP EXP BUD ALLOC	11	112003	250,000.00-	11	011200	11	112003	N	
		GR - FRP EXP BUD ALLOC	11	112006	43,284.00-	11	011200	11	112006	N	
		GR - FRP EXP BUD ALLOC	11	112013	2,322,346.00-	11	011200	11	112013	N	
		GR - FRP EXP BUD ALLOC	11	112175-00123	106,291.00-	11	011200	11	112175-00123	N	
		GR - FRP EXP BUD ALLOC	11	112176-00123	127,853.00-	11	011200	11	112176-00123	N	
		GR - FRP EXP BUD ALLOC	11	112178-00090	72,332.00-	11	011200	11	112178-00090	N	
		GR - FRP EXP BUD ALLOC	11	112178-00123	109,203.00-	11	011200	11	112178-00123	N	
		GR - FRP EXP BUD ALLOC	11	112183	76,156.00-	11	011200	11	112183	N	
		GR - FRP EXP BUD ALLOC	11	112184-00000	100,000.00-	11	011200	11	112184-00000	N	
		GR - FRP EXP BUD ALLOC	11	112186-00113	70,000.00-	11	011200	11	112186-00113	N	
		GR - FRP EXP BUD ALLOC	11	112187	113,482.00-	11	011200	11	112187	N	
		GR - FRP EXP BUD ALLOC	11	112188	150,000.00-	11	011200	11	112188	N	
		** Potential Decrease in Fund Balan			3,540,947.00-						
11	011411	FACILITIES									
		GR - FAC EXP BUD ALLOC	11	114111	116,056.00-	11	011411	11	114111	N	
		GR - FAC EXP BUD ALLOC	11	114112	27,000.00-	11	011411	11	114112	N	
		** Potential Decrease in Fund Balan			143,056.00-						
11	011500	FOREST RES DEVELOPMENT - FUND 00									
		GR - FRD EXP BUD ALLOC	11	115001-00000	201,809.00-	11	011500	11	115001-00000	N	
		GR - FRD EXP BUD ALLOC	11	115001-43226	8,440.00-	11	011500	11	115001-43226	N	

Printed on a Xerox 9700 Laser Printing System at the Computing Services Center / Texas A&M University

Form: URGB01 (02/05/85)

CC	Account	Transaction Description	--- Offset --- CC	Account	Amount	-------- Actual Entry --------- ---- From ----- CC	Account	----- To ------ CC	Account	Feed	Mand
11	011500	FOREST RES DEVELOPMENT - FUND 00									
		GR - FRD EXP BUD ALLOC	11	115002	36,000.00-	11	011500	11	115002	N	
		GR - FRD EXP BUD ALLOC	11	115003	45,735.00-	11	011500	11	115003	N	
		GR - FRD EXP BUD ALLOC	11	115004	15,492.00-	11	011500	11	115004	N	
		GR - FRD EXP BUD ALLOC	11	115005	5,000.00-	11	011500	11	115005	N	
		GR - FRD EXP BUD ALLOC	11	115006	169,625.00-	11	011500	11	115006	N	
		GR - FRD EXP BUD ALLOC	11	115031	52,589.00-	11	011500	11	115031	N	
		GR - FRD EXP BUD ALLOC	11	115032	65,564.00-	11	011500	11	115032	N	
		GR - FRD EXP BUD ALLOC	11	115033	264,560.00-	11	011500	11	115033	N	
		GR - FRD EXP BUD ALLOC	11	115042-00000	104,469.00-	11	011500	11	115042-00000	N	
		GR - FRD EXP BUD ALLOC	11	115081-00102	75,647.00-	11	011500	11	115081-00102	N	
		GR - FRD EXP BUD ALLOC	11	115082-00008	135,689.00-	11	011500	11	115082-00008	N	
		GR - FRD EXP BUD ALLOC	11	115082-00010	16,578.00-	11	011500	11	115082-00010	N	
		GR - FRD EXP BUD ALLOC	11	115082-00011	114,843.00-	11	011500	11	115082-00011	N	
		GR - FRD EXP BUD ALLOC	11	115082-00012	106,614.00-	11	011500	11	115082-00012	N	
		GR - FRD EXP BUD ALLOC	11	115082-00013	152,249.00-	11	011500	11	115082-00013	N	
		GR - FRD EXP BUD ALLOC	11	115082-00014	167,475.00-	11	011500	11	115082-00014	N	
		GR - FRD EXP BUD ALLOC	11	115082-00016	85,225.00-	11	011500	11	115082-00016	N	
		GR - FRD EXP BUD ALLOC	11	115082-00017	38,523.00-	11	011500	11	115082-00017	N	
		GR - FRD EXP BUD ALLOC	11	115082-00104	78,484.00-	11	011500	11	115082-00104	N	
		GR - FRD EXP BUD ALLOC	11	115083-00004	84,202.00-	11	011500	11	115083-00004	N	
		GR - FRD EXP BUD ALLOC	11	115083-00006	108,009.00-	11	011500	11	115083-00006	N	
		GR - FRD EXP BUD ALLOC	11	115083-00007	156,270.00-	11	011500	11	115083-00007	N	
		GR - FRD EXP BUD ALLOC	11	115083-00020	109,333.00-	11	011500	11	115083-00020	N	
		GR - FRD EXP BUD ALLOC	11	115083-00021	82,493.00-	11	011500	11	115083-00021	N	
		GR - FRD EXP BUD ALLOC	11	115083-00046	164,309.00-	11	011500	11	115083-00046	N	
		GR - FRD EXP BUD ALLOC	11	115083-00105	57,578.00-	11	011500	11	115083-00105	N	
		GR - FRD EXP BUD ALLOC	11	115083-46296	13,339.00-	11	011500	11	115083-46296	N	
		GR - FRD EXP BUD ALLOC	11	115084-00002	139,904.00-	11	011500	11	115084-00002	N	
		GR - FRD EXP BUD ALLOC	11	115084-00023	125,876.00-	11	011500	11	115084-00023	N	
		GR - FRD EXP BUD ALLOC	11	115084-00026	117,116.00-	11	011500	11	115084-00026	N	
		GR - FRD EXP BUD ALLOC	11	115084-00027	126,487.00-	11	011500	11	115084-00027	N	
		GR - FRD EXP BUD ALLOC	11	115084-00030	146,190.00-	11	011500	11	115084-00030	N	
		GR - FRD EXP BUD ALLOC	11	115084-00106	60,170.00-	11	011500	11	115084-00106	N	
		GR - FRD EXP BUD ALLOC	11	115084-43416	9,188.00-	11	011500	11	115084-43416	N	
		GR - FRD EXP BUD ALLOC	11	115084-46296	2,090.00-	11	011500	11	115084-46296	N	
		GR - FRD EXP BUD ALLOC	11	115115	437,915.00-	11	011500	11	115115	N	
		GR - FRD EXP BUD ALLOC	11	115121-00000	28,338.00-	11	011500	11	115121-00000	N	
		GR - FRD EXP BUD ALLOC	11	115122	78,302.00-	11	011500	11	115122	N	
		GR - FRD EXP BUD ALLOC	11	115131-00000	207,139.00-	11	011500	11	115131-00000	N	
		GR - FRD EXP BUD ALLOC	11	115132-00000	11,786.00-	11	011500	11	115132-00000	N	
		GR - FRD EXP BUD ALLOC	11	115132-43226	1,862.00-	11	011500	11	115132-43226	N	
		GR - FRD EXP BUD ALLOC	11	115141	183,748.00-	11	011500	11	115141	N	
		GR - FRD EXP BUD ALLOC	11	115161-00000	100,409.00-	11	011500	11	115161-00000	N	
		GR - FRD EXP BUD ALLOC	11	115161-13539	77,815.00-	11	011500	11	115161-13539	N	
		GR - FRD EXP BUD ALLOC	11	115161-43300	3,283.00-	11	011500	11	115161-43300	N	
		GR - FRD EXP BUD ALLOC	11	115161-43519	7,728.00-	11	011500	11	115161-43519	N	

Printed on a Xerox 9700 Laser Printing System at the Computing Services Center / Texas A&M University

Form: URGB01 (02/05/85)

CC	Account	Transaction Description	Offset CC	Offset Account	Amount	Actual Entry From CC	Actual Entry From Account	Actual Entry To CC	Actual Entry To Account	Feed	Mand
11	011500	FOREST RES DEVELOPMENT - FUND 00									
		GR - FRD EXP BUD ALLOC	11	115161-46296	8,207.00-	11	011500	11	115161-46296	N	
		GR - FRD EXP BUD ALLOC	11	115171-00000	198,712.00-	11	011500	11	115171-00000	N	
		GR - FRD EXP BUD ALLOC	11	115171-43250	10,961.00-	11	011500	11	115171-43250	N	
		GR - FRD EXP BUD ALLOC	11	115171-46296	6,459.00-	11	011500	11	115171-46296	N	
		GR - FRD EXP BUD ALLOC	11	115182-00000	15,000.00-	11	011500	11	115182-00000	N	
		GR - FRD EXP BUD ALLOC	11	115184-00000	16,200.00-	11	011500	11	115184-00000	N	
		GR - FRD EXP BUD ALLOC	11	115191-00000	344,609.00-	11	011500	11	115191-00000	N	
		GR - FRD EXP BUD ALLOC	11	115222-00000	164,028.00-	11	011500	11	115222-00000	N	
		GR - FRD EXP BUD ALLOC	11	115231-00000	242,592.00-	11	011500	11	115231-00000	N	
		GR - FRD EXP BUD ALLOC	11	115231-46600	9,147.00-	11	011500	11	115231-46600	N	
		GR - FRD EXP BUD ALLOC	11	115907	142,538.00-	11	011500	11	115907	N	
		** Potential Decrease in Fund Balan			5,739,942.00-						
11	011601	INFRASTRUCTURE SUPP - NON BRAZOS									
		GR - FRD EXP BUD ALLOC	11	116014-00000	46,873.00-	11	011601	11	116014-00000	N	
		GR - FRD EXP BUD ALLOC	11	116015-00000	14,441.00-	11	011601	11	116015-00000	N	
		GR - FRD EXP BUD ALLOC	11	116016-00000	23,863.00-	11	011601	11	116016-00000	N	
		GR - FRD EXP BUD ALLOC	11	116017	16,360.00-	11	011601	11	116017	N	
		GR - FRD EXP BUD ALLOC	11	116019	27,398.00-	11	011601	11	116019	N	
		GR - FRD EXP BUD ALLOC	11	116020	15,585.00-	11	011601	11	116020	N	
		GR - FRD EXP BUD ALLOC	11	116022	40,917.00-	11	011601	11	116022	N	
		GR - FRD EXP BUD ALLOC	11	116023	10,550.00-	11	011601	11	116023	N	
		GR - FRD EXP BUD ALLOC	11	116024	19,558.00-	11	011601	11	116024	N	
		** Potential Decrease in Fund Balan			215,545.00-						
11	012400	TEXAS WILDFIRE PROT PLAN -FUND 0									
		FD 0036 REV BUD ALLOC	11	124001	22,140,483.00	11	124001	11	012400	Y	
		FD 0036 REV BUD ALLOC	11	124002	2,695,286.00	11	124002	11	012400	Y	
		FD 0036 REV BUD ALLOC	11	124003	1,392,799.00	11	124003	11	012400	Y	
		FD 0036-ADMIN EXP BUD ALLOC	11	124009	232,266.00-	11	012400	11	124009	N	
		FD 0036-FRP EXP BUD ALLOC	11	124010	480,536.00-	11	012400	11	124010	N	
		FD 0036-FRP EXP BUD ALLOC	11	124012-00000	628,512.00-	11	012400	11	124012-00000	N	
		FD 0036-FRP EXP BUD ALLOC	11	124013	2,200.00-	11	012400	11	124013	N	
		FD 0036-FRP EXP BUD ALLOC	11	124014-00000	242,865.00-	11	012400	11	124014-00000	N	
		FD 0036-FRP EXP BUD ALLOC	11	124015	158,267.00-	11	012400	11	124015	N	
		FD 0036-FRP EXP BUD ALLOC	11	124017	500.00-	11	012400	11	124017	N	
		FD 0036-FRD EXP BUD ALLOC	11	124018	93,777.00-	11	012400	11	124018	N	
		FD 0036-FRP EXP BUD ALLOC	11	124019	82,700.00-	11	012400	11	124019	N	
		FD 0036-FRP EXP BUD ALLOC	11	124020-00000	178,648.00-	11	012400	11	124020-00000	N	
		FD 0036-FRP EXP BUD ALLOC	11	124023	32,500.00-	11	012400	11	124023	N	
		FD 0036-FRP EXP BUD ALLOC	11	124024-00000	1,358,671.00-	11	012400	11	124024-00000	N	
		FD 0036-FRP EXP BUD ALLOC	11	124025-00000	27,121.00-	11	012400	11	124025-00000	N	
		FD 0036-FRP EXP BUD ALLOC	11	124026	16,480.00-	11	012400	11	124026	N	
		FD 0036-FRP EXP BUD ALLOC	11	124028	40,114.00-	11	012400	11	124028	N	
		FD 0036-FRP EXP BUD ALLOC	11	124029-00014	127,508.00-	11	012400	11	124029-00014	N	
		FD 0036-FRP EXP BUD ALLOC	11	124029-00024	82,674.00-	11	012400	11	124029-00024	N	

Printed on a Xerox 9700 Laser Printing System at the Computing Services Center / Texas A&M University

Form: URGB01 (02/05/85)

CC	Account	Transaction Description	--- Offset --- CC	Account	Amount	-------- Actual Entry --------- ---- From ----- CC	Account	----- To ------ CC	Account	Feed	Mand
11	012400	TEXAS WILDFIRE PROT PLAN -FUND 0									
		FD 0036-FRP EXP BUD ALLOC	11	124029-00030	56,797.00-	11	012400	11	124029-00030	N	
		FD 0036-FRP EXP BUD ALLOC	11	124029-00046	223,800.00-	11	012400	11	124029-00046	N	
		FD 0036-FRP EXP BUD ALLOC	11	124030	164,008.00-	11	012400	11	124030	N	
		FD 0036-FRP EXP BUD ALLOC	11	124031	13,900.00-	11	012400	11	124031	N	
		FD 0036-FRP EXP BUD ALLOC	11	124032	60,000.00-	11	012400	11	124032	N	
		FD 0036-FRP EXP BUD ALLOC	11	124033	2,070,387.00-	11	012400	11	124033	N	
		FD 0036-FRP EXP BUD ALLOC	11	124034	496,369.00-	11	012400	11	124034	N	
		FD 0036-FRP EXP BUD ALLOC	11	124035	37,373.00-	11	012400	11	124035	N	
		FD 0036-FRP EXP BUD ALLOC	11	124036-00002	3,000.00-	11	012400	11	124036-00002	N	
		FD 0036-FRP EXP BUD ALLOC	11	124036-00023	2,000.00-	11	012400	11	124036-00023	N	
		FD 0036-FRP EXP BUD ALLOC	11	124036-00026	2,000.00-	11	012400	11	124036-00026	N	
		FD 0036-FRP EXP BUD ALLOC	11	124036-00027	2,000.00-	11	012400	11	124036-00027	N	
		FD 0036-FRP EXP BUD ALLOC	11	124036-00030	3,000.00-	11	012400	11	124036-00030	N	
		FD 0036-FRP EXP BUD ALLOC	11	124036-00106	4,000.00-	11	012400	11	124036-00106	N	
		FD 0036-FRP EXP BUD ALLOC	11	124037	30,000.00-	11	012400	11	124037	N	
		FD 0036-FRP EXP BUD ALLOC	11	124038-00000	20,000.00-	11	012400	11	124038-00000	N	
		FD 0036-FRP EXP BUD ALLOC	11	124040	68,301.00-	11	012400	11	124040	N	
		FD 0036-FRP EXP BUD ALLOC	11	124046	288,500.00-	11	012400	11	124046	N	
		FD 0036-FRP EXP BUD ALLOC	11	124047	20,000.00-	11	012400	11	124047	N	
		FD 0036-FRP EXP BUD ALLOC	11	124055-00008	2,000.00-	11	012400	11	124055-00008	N	
		FD 0036-FRP EXP BUD ALLOC	11	124055-00010	4,000.00-	11	012400	11	124055-00010	N	
		FD 0036-FRP EXP BUD ALLOC	11	124055-00011	3,000.00-	11	012400	11	124055-00011	N	
		FD 0036-FRP EXP BUD ALLOC	11	124055-00012	3,000.00-	11	012400	11	124055-00012	N	
		FD 0036-FRP EXP BUD ALLOC	11	124055-00013	3,000.00-	11	012400	11	124055-00013	N	
		FD 0036-FRP EXP BUD ALLOC	11	124055-00014	3,000.00-	11	012400	11	124055-00014	N	
		FD 0036-FRP EXP BUD ALLOC	11	124055-00016	3,000.00-	11	012400	11	124055-00016	N	
		FD 0036-FRP EXP BUD ALLOC	11	124055-00017	3,000.00-	11	012400	11	124055-00017	N	
		FD 0036-FRP EXP BUD ALLOC	11	124056-00004	2,000.00-	11	012400	11	124056-00004	N	
		FD 0036-FRP EXP BUD ALLOC	11	124056-00006	2,000.00-	11	012400	11	124056-00006	N	
		FD 0036-FRP EXP BUD ALLOC	11	124056-00007	2,000.00-	11	012400	11	124056-00007	N	
		FD 0036-FRP EXP BUD ALLOC	11	124056-00020	2,000.00-	11	012400	11	124056-00020	N	
		FD 0036-FRP EXP BUD ALLOC	11	124056-00021	1,000.00-	11	012400	11	124056-00021	N	
		FD 0036-FRP EXP BUD ALLOC	11	124056-00105	1,000.00-	11	012400	11	124056-00105	N	
		FD 0036-FRP EXP BUD ALLOC	11	124057-00000	185,166.00-	11	012400	11	124057-00000	N	
		FD 0036-FRP EXP BUD ALLOC	11	124058-00008	114,222.00-	11	012400	11	124058-00008	N	
		FD 0036-FRP EXP BUD ALLOC	11	124058-00010	27,283.00-	11	012400	11	124058-00010	N	
		FD 0036-FRP EXP BUD ALLOC	11	124058-00011	113,344.00-	11	012400	11	124058-00011	N	
		FD 0036-FRP EXP BUD ALLOC	11	124058-00012	140,007.00-	11	012400	11	124058-00012	N	
		FD 0036-FRP EXP BUD ALLOC	11	124058-00013	185,617.00-	11	012400	11	124058-00013	N	
		FD 0036-FRP EXP BUD ALLOC	11	124058-00014	180,911.00-	11	012400	11	124058-00014	N	
		FD 0036-FRP EXP BUD ALLOC	11	124058-00016	96,553.00-	11	012400	11	124058-00016	N	
		FD 0036-FRP EXP BUD ALLOC	11	124058-00017	70,750.00-	11	012400	11	124058-00017	N	
		FD 0036-FRP EXP BUD ALLOC	11	124058-00104	71,871.00-	11	012400	11	124058-00104	N	
		FD 0036-FRP EXP BUD ALLOC	11	124058-43224	2,926.00-	11	012400	11	124058-43224	N	
		FD 0036-FRP EXP BUD ALLOC	11	124059-00004	92,674.00-	11	012400	11	124059-00004	N	
		FD 0036-FRP EXP BUD ALLOC	11	124059-00006	119,267.00-	11	012400	11	124059-00006	N	

Printed on a Xerox 9700 Laser Printing System at the Computing Services Center / Texas A&M University

Form: URGB01 (02/05/85)

CC	Account	Transaction Description	Offset CC	Offset Account	Amount	Actual Entry From CC	Actual Entry From Account	Actual Entry To CC	Actual Entry To Account	Feed	Mand
11	012400	TEXAS WILDFIRE PROT PLAN -FUND 0									
		FD 0036-FRP EXP BUD ALLOC	11	124059-00007	170,588.00-	11	012400	11	124059-00007	N	
		FD 0036-FRP EXP BUD ALLOC	11	124059-00020	127,983.00-	11	012400	11	124059-00020	N	
		FD 0036-FRP EXP BUD ALLOC	11	124059-00021	89,329.00-	11	012400	11	124059-00021	N	
		FD 0036-FRP EXP BUD ALLOC	11	124059-00046	155,090.00-	11	012400	11	124059-00046	N	
		FD 0036-FRP EXP BUD ALLOC	11	124059-00105	138,259.00-	11	012400	11	124059-00105	N	
		FD 0036-FRP EXP BUD ALLOC	11	124059-43224	26,240.00-	11	012400	11	124059-43224	N	
		FD 0036-FRP EXP BUD ALLOC	11	124060-00002	113,099.00-	11	012400	11	124060-00002	N	
		FD 0036-FRP EXP BUD ALLOC	11	124060-00023	172,202.00-	11	012400	11	124060-00023	N	
		FD 0036-FRP EXP BUD ALLOC	11	124060-00026	198,217.00-	11	012400	11	124060-00026	N	
		FD 0036-FRP EXP BUD ALLOC	11	124060-00027	141,723.00-	11	012400	11	124060-00027	N	
		FD 0036-FRP EXP BUD ALLOC	11	124060-00030	120,983.00-	11	012400	11	124060-00030	N	
		FD 0036-FRP EXP BUD ALLOC	11	124060-00106	89,268.00-	11	012400	11	124060-00106	N	
		FD 0036-FRP EXP BUD ALLOC	11	124060-43224	18,410.00-	11	012400	11	124060-43224	N	
		FD 0036-FRP EXP BUD ALLOC	11	124061-00000	297,268.00-	11	012400	11	124061-00000	N	
		FD 0036-FRP EXP BUD ALLOC	11	124062-00000	230,201.00-	11	012400	11	124062-00000	N	
		FD 0036-FRP EXP BUD ALLOC	11	124063-00000	209,758.00-	11	012400	11	124063-00000	N	
		FD 0036-FRP EXP BUD ALLOC	11	124064-00000	182,461.00-	11	012400	11	124064-00000	N	
		FD 0036-FRP EXP BUD ALLOC	11	124065	125,000.00-	11	012400	11	124065	N	
		FD 0036-FRP EXP BUD ALLOC	11	124066-00000	56,944.00-	11	012400	11	124066-00000	N	
		FD 0036-FRP EXP BUD ALLOC	11	124067-00000	19,440.00-	11	012400	11	124067-00000	N	
		FD 0036-FRP EXP BUD ALLOC	11	124068-00000	28,863.00-	11	012400	11	124068-00000	N	
		FD 0036-FRP EXP BUD ALLOC	11	124070-00000	420,902.00-	11	012400	11	124070-00000	N	
		FD 0036-FRP EXP BUD ALLOC	11	124071	258,894.00-	11	012400	11	124071	N	
		FD 0036-FRP EXP BUD ALLOC	11	124072-00055	68,410.00-	11	012400	11	124072-00055	N	
		FD 0036-FRP EXP BUD ALLOC	11	124072-00056	57,038.00-	11	012400	11	124072-00056	N	
		FD 0036-FRP EXP BUD ALLOC	11	124072-00066	109,003.00-	11	012400	11	124072-00066	N	
		FD 0036-FRP EXP BUD ALLOC	11	124072-00077	43,500.00-	11	012400	11	124072-00077	N	
		FD 0036-FRP EXP BUD ALLOC	11	124072-00113	120,660.00-	11	012400	11	124072-00113	N	
		FD 0036-FRP EXP BUD ALLOC	11	124072-00123	210,270.00-	11	012400	11	124072-00123	N	
		FD 0036-FRP EXP BUD ALLOC	11	124072-00133	358,064.00-	11	012400	11	124072-00133	N	
		FD 0036-FRP EXP BUD ALLOC	11	124072-00143	76,503.00-	11	012400	11	124072-00143	N	
		FD 0036-FRP EXP BUD ALLOC	11	124073-00008	57,000.00-	11	012400	11	124073-00008	N	
		FD 0036-FRP EXP BUD ALLOC	11	124073-00026	74,416.00-	11	012400	11	124073-00026	N	
		FD 0036-FRP EXP BUD ALLOC	11	124073-00080	73,842.00-	11	012400	11	124073-00080	N	
		FD 0036-FRP EXP BUD ALLOC	11	124073-00113	193,240.00-	11	012400	11	124073-00113	N	
		FD 0036-FRP EXP BUD ALLOC	11	124074-00001	55,056.00-	11	012400	11	124074-00001	N	
		FD 0036-FRP EXP BUD ALLOC	11	124074-00031	67,500.00-	11	012400	11	124074-00031	N	
		FD 0036-FRP EXP BUD ALLOC	11	124074-00078	20,000.00-	11	012400	11	124074-00078	N	
		FD 0036-FRP EXP BUD ALLOC	11	124074-00113	189,285.00-	11	012400	11	124074-00113	N	
		FD 0036-FRP EXP BUD ALLOC	11	124074-00123	338,936.00-	11	012400	11	124074-00123	N	
		FD 0036-FRP EXP BUD ALLOC	11	124075-00036	48,408.00-	11	012400	11	124075-00036	N	
		FD 0036-FRP EXP BUD ALLOC	11	124075-00072	42,770.00-	11	012400	11	124075-00072	N	
		FD 0036-FRP EXP BUD ALLOC	11	124075-00076	36,000.00-	11	012400	11	124075-00076	N	
		FD 0036-FRP EXP BUD ALLOC	11	124075-00081	41,500.00-	11	012400	11	124075-00081	N	
		FD 0036-FRP EXP BUD ALLOC	11	124075-00113	70,000.00-	11	012400	11	124075-00113	N	
		FD 0036-FRP EXP BUD ALLOC	11	124075-00123	203,662.00-	11	012400	11	124075-00123	N	

Printed on a Xerox 9700 Laser Printing System at the Computing Services Center / Texas A&M University

Form: URGB01 (02/05/85)

CC	Account	Transaction Description	Offset CC	Offset Account	Amount	Actual Entry From CC	Actual Entry From Account	Actual Entry To CC	Actual Entry To Account	Feed	Mand
11	012400	TEXAS WILDFIRE PROT PLAN -FUND 0									
		FD 0036-FRP EXP BUD ALLOC	11	124076-00053	61,000.00-	11	012400	11	124076-00053	N	
		FD 0036-FRP EXP BUD ALLOC	11	124076-00062	25,000.00-	11	012400	11	124076-00062	N	
		FD 0036-FRP EXP BUD ALLOC	11	124076-00063	99,648.00-	11	012400	11	124076-00063	N	
		FD 0036-FRP EXP BUD ALLOC	11	124076-00113	163,240.00-	11	012400	11	124076-00113	N	
		FD 0036-FRP EXP BUD ALLOC	11	124076-00123	217,772.00-	11	012400	11	124076-00123	N	
		FD 0036-FRP EXP BUD ALLOC	11	124077-00034	75,406.00-	11	012400	11	124077-00034	N	
		FD 0036-FRP EXP BUD ALLOC	11	124077-00074	39,000.00-	11	012400	11	124077-00074	N	
		FD 0036-FRP EXP BUD ALLOC	11	124077-00113	73,240.00-	11	012400	11	124077-00113	N	
		FD 0036-FRP EXP BUD ALLOC	11	124077-00123	189,278.00-	11	012400	11	124077-00123	N	
		FD 0036-FRP EXP BUD ALLOC	11	124078-00030	20,000.00-	11	012400	11	124078-00030	N	
		FD 0036-FRP EXP BUD ALLOC	11	124078-00090	20,000.00-	11	012400	11	124078-00090	N	
		FD 0036-FRP EXP BUD ALLOC	11	124078-00113	65,000.00-	11	012400	11	124078-00113	N	
		FD 0036-FRP EXP BUD ALLOC	11	124078-00123	45,000.00-	11	012400	11	124078-00123	N	
		FD 0036-FRP EXP BUD ALLOC	11	124079-00123	134,500.00-	11	012400	11	124079-00123	N	
		FD 0036-FRP EXP BUD ALLOC	11	124080	444,474.00-	11	012400	11	124080	N	
		FD 0036-ADMIN EXP BUD ALLOC	11	124081	176,598.00-	11	012400	11	124081	N	
		FD 0036-ADMIN EXP BUD ALLOC	11	124082	117,125.00-	11	012400	11	124082	N	
		FD 0036-ADMIN EXP BUD ALLOC	11	124083	319,978.00-	11	012400	11	124083	N	
		FD 0036-ADMIN EXP BUD ALLOC	11	124085	79,585.00-	11	012400	11	124085	N	
		FD 0036-ADMIN EXP BUD ALLOC	11	124086	44,375.00-	11	012400	11	124086	N	
		FD 0036-ADMIN EXP BUD ALLOC	11	124089	33,354.00-	11	012400	11	124089	N	
		FD 0036-ADMIN EXP BUD ALLOC	11	124091	346,823.00-	11	012400	11	124091	N	
		FD 0036-ADMIN EXP BUD ALLOC	11	124093	203,259.00-	11	012400	11	124093	N	
		FD 0036-ADMIN EXP BUD ALLOC	11	124094	56,806.00-	11	012400	11	124094	N	
		FD 0036-ADMIN EXP BUD ALLOC	11	124097	268,539.00-	11	012400	11	124097	N	
		FD 0036-FRP EXP BUD ALLOC	11	124099	335,223.00-	11	012400	11	124099	N	
		FD 0036-BENEFITS EXP BUD ALLOC	11	124102	376,475.00-	11	012400	11	124102	N	
		FD 0036-BENEFITS EXP BUD ALLOC	11	124103-00000	3,396,170.00-	11	012400	11	124103-00000	N	
		FD 0036-BENEFITS EXP BUD ALLOC	11	124104	16,146.00-	11	012400	11	124104	N	
		FD 0036-BENEFITS EXP BUD ALLOC	11	124105	921,614.00-	11	012400	11	124105	N	
		FD 0036-FRP EXP BUD ALLOC	11	124120	303,523.00-	11	012400	11	124120	N	
		FD 0036-FRP EXP BUD ALLOC	11	124121	100,000.00-	11	012400	11	124121	N	
		FD 0036-FRP EXP BUD ALLOC	11	124122	5,000.00-	11	012400	11	124122	N	
		FD 0036-FRP EXP BUD ALLOC	11	124126	248,000.00-	11	012400	11	124126	N	
		FD 0036-FRP EXP BUD ALLOC	11	124127	15,000.00-	11	012400	11	124127	N	
		FD 0036-FRP EXP BUD ALLOC	11	124141	20,000.00-	11	012400	11	124141	N	
		FD 0036-FRP EXP BUD ALLOC	11	124158-00000	54,668.00-	11	012400	11	124158-00000	N	
		FD 0036-FRP EXP BUD ALLOC	11	124159-00000	58,196.00-	11	012400	11	124159-00000	N	
		FD 0036-FRP EXP BUD ALLOC	11	124160-00000	51,666.00-	11	012400	11	124160-00000	N	
		FD 0036-FRP EXP BUD ALLOC	11	124165	358,913.00-	11	012400	11	124165	N	
		FD 0036-FRP EXP BUD ALLOC	11	124180	120,000.00-	11	012400	11	124180	N	
		FD 0036-FRP EXP BUD ALLOC	11	124185-00033	20,000.00-	11	012400	11	124185-00033	N	
		FD 0036-FRP EXP BUD ALLOC	11	124185-00058	71,092.00-	11	012400	11	124185-00058	N	
		FD 0036-FRP EXP BUD ALLOC	11	124185-00060	56,000.00-	11	012400	11	124185-00060	N	
		FD 0036-FRP EXP BUD ALLOC	11	124185-00113	140,000.00-	11	012400	11	124185-00113	N	
		FD 0036-FRP EXP BUD ALLOC	11	124185-00123	75,000.00-	11	012400	11	124185-00123	N	

Printed on a Xerox 9700 Laser Printing System at the Computing Services Center / Texas A&M University

Form: URGB01 (02/05/85)

CC	Account	Transaction Description	Offset CC	Offset Account	Amount	Actual Entry From CC	Actual Entry From Account	Actual Entry To CC	Actual Entry To Account	Feed	Mand
11	012400	TEXAS WILDFIRE PROT PLAN -FUND 0									
		FD 0036-FRP EXP BUD ALLOC	11	124185-00133	75,000.00-	11	012400	11	124185-00133	N	
		FD 0036-FRP EXP BUD ALLOC	11	124185-00143	75,000.00-	11	012400	11	124185-00143	N	
		FD 0036-FRP EXP BUD ALLOC	11	124186-00113	35,000.00-	11	012400	11	124186-00113	N	
		FD 0036-FRP EXP BUD ALLOC	11	124189-00116	47,870.00-	11	012400	11	124189-00116	N	
		FD 0036-ADMIN EXP BUD ALLOC	11	124197	37,087.00-	11	012400	11	124197	N	
		FD 0036-FRP EXP BUD ALLOC	11	124198	165,375.00-	11	012400	11	124198	N	
		** Potential Increase in Fund Balan			1,000,000.00						
11	012420	RURAL VFD INSURANCE PROG FUND 50									
		FD 5066 REV BUD ALLOC	11	124201	1,465,000.00	11	124201	11	012420	Y	
		FD 5066-BENEFITS EXP BUD ALLOC	11	124223-00000	12,764.00-	11	012420	11	124223-00000	N	
		FD 5066-BENEFITS EXP BUD ALLOC	11	124225	3,347.00-	11	012420	11	124225	N	
		FD 5066-FRP EXP BUD ALLOC	11	124241	56,641.00-	11	012420	11	124241	N	
		FD 5066-FRP EXP BUD ALLOC	11	124251-00000	1,392,248.00-	11	012420	11	124251-00000	N	
		** Potential Decrease in Fund Balan			0.00						
11	012430	RURAL VFD ASSISTANCE PROG FUND 5									
		FD 5064 REV BUD ALLOC	11	124301	23,051,549.00	11	124301	11	012430	Y	
		FD 5064-ADMIN EXP BUD ALLOC	11	124311	103,516.00-	11	012430	11	124311	N	
		FD 5064-ADMIN EXP BUD ALLOC	11	124312	35,657.00-	11	012430	11	124312	N	
		FD 5064-ADMIN EXP BUD ALLOC	11	124314	29,822.00-	11	012430	11	124314	N	
		FD 5064-ADMIN EXP BUD ALLOC	11	124317	38,455.00-	11	012430	11	124317	N	
		FD 5064-BENEFITS EXP BUD ALLOC	11	124322	69,898.00-	11	012430	11	124322	N	
		FD 5064-BENEFITS EXP BUD ALLOC	11	124323-00000	87,652.00-	11	012430	11	124323-00000	N	
		FD 5064-BENEFITS EXP BUD ALLOC	11	124325	43,839.00-	11	012430	11	124325	N	
		FD 5064-BENEFITS EXP BUD ALLOC	11	124326-00000	797,747.00-	11	012430	11	124326-00000	N	
		FD 5064-BENEFITS EXP BUD ALLOC	11	124327	209,196.00-	11	012430	11	124327	N	
		FD 5064-FRP EXP BUD ALLOC	11	124330	291,495.00-	11	012430	11	124330	N	
		FD 5064-FRP EXP BUD ALLOC	11	124341	553,661.00-	11	012430	11	124341	N	
		FD 5064-FRP EXP BUD ALLOC	11	124345	232,211.00-	11	012430	11	124345	N	
		FD 5064-FRP EXP BUD ALLOC	11	124351-00000	17,276,395.00-	11	012430	11	124351-00000	N	
		FD 5064-FRP EXP BUD ALLOC	11	124370-00000	296,237.00-	11	012430	11	124370-00000	N	
		FD 5064-FRP EXP BUD ALLOC	11	124372-00055	25,000.00-	11	012430	11	124372-00055	N	
		FD 5064-FRP EXP BUD ALLOC	11	124372-00056	77,380.00-	11	012430	11	124372-00056	N	
		FD 5064-FRP EXP BUD ALLOC	11	124372-00066	22,000.00-	11	012430	11	124372-00066	N	
		FD 5064-FRP EXP BUD ALLOC	11	124372-00077	20,000.00-	11	012430	11	124372-00077	N	
		FD 5064-FRP EXP BUD ALLOC	11	124372-00113	118,640.00-	11	012430	11	124372-00113	N	
		FD 5064-FRP EXP BUD ALLOC	11	124372-00123	109,000.00-	11	012430	11	124372-00123	N	
		FD 5064-FRP EXP BUD ALLOC	11	124372-00133	75,000.00-	11	012430	11	124372-00133	N	
		FD 5064-FRP EXP BUD ALLOC	11	124372-00143	25,000.00-	11	012430	11	124372-00143	N	
		FD 5064-FRP EXP BUD ALLOC	11	124374-00001	42,720.00-	11	012430	11	124374-00001	N	
		FD 5064-FRP EXP BUD ALLOC	11	124374-00078	38,500.00-	11	012430	11	124374-00078	N	
		FD 5064-FRP EXP BUD ALLOC	11	124374-00123	130,006.00-	11	012430	11	124374-00123	N	
		FD 5064-FRP EXP BUD ALLOC	11	124375-00036	20,000.00-	11	012430	11	124375-00036	N	
		FD 5064-FRP EXP BUD ALLOC	11	124375-00072	20,000.00-	11	012430	11	124375-00072	N	
		FD 5064-FRP EXP BUD ALLOC	11	124375-00076	20,000.00-	11	012430	11	124375-00076	N	

Printed on a Xerox 9700 Laser Printing System at the Computing Services Center / Texas A&M University

Form: URGB01 (02/05/85)

CC	Account	Transaction Description	--- Offset --- CC	Account	Amount	-------- Actual Entry --------- ---- From ----- CC	Account	----- To ------ CC	Account	Feed	Mand
11	012430	RURAL VFD ASSISTANCE PROG FUND 5									
		FD 5064-FRP EXP BUD ALLOC	11	124375-00081	20,000.00-	11	012430	11	124375-00081	N	
		FD 5064-FRP EXP BUD ALLOC	11	124375-00113	90,000.00-	11	012430	11	124375-00113	N	
		FD 5064-FRP EXP BUD ALLOC	11	124375-00123	120,500.00-	11	012430	11	124375-00123	N	
		FD 5064-FRP EXP BUD ALLOC	11	124376-00062	50,530.00-	11	012430	11	124376-00062	N	
		FD 5064-FRP EXP BUD ALLOC	11	124377-00034	25,000.00-	11	012430	11	124377-00034	N	
		FD 5064-FRP EXP BUD ALLOC	11	124377-00074	20,000.00-	11	012430	11	124377-00074	N	
		FD 5064-FRP EXP BUD ALLOC	11	124377-00113	120,000.00-	11	012430	11	124377-00113	N	
		FD 5064-FRP EXP BUD ALLOC	11	124377-00123	223,311.00-	11	012430	11	124377-00123	N	
		FD 5064-FRP EXP BUD ALLOC	11	124377-00133	415,090.00-	11	012430	11	124377-00133	N	
		FD 5064-FRP EXP BUD ALLOC	11	124378-00090	68,000.00-	11	012430	11	124378-00090	N	
		FD 5064-FRP EXP BUD ALLOC	11	124380-02019	60,488.00-	11	012430	11	124380-02019	N	
		FD 5064-FRP EXP BUD ALLOC	11	124385-00033	36,000.00-	11	012430	11	124385-00033	N	
		FD 5064-FRP EXP BUD ALLOC	11	124385-00113	70,578.00-	11	012430	11	124385-00113	N	
		FD 5064-FRP EXP BUD ALLOC	11	124385-00123	308,508.00-	11	012430	11	124385-00123	N	
		FD 5064-FRP EXP BUD ALLOC	11	124385-00133	243,156.00-	11	012430	11	124385-00133	N	
		FD 5064-FRP EXP BUD ALLOC	11	124385-00143	253,145.00-	11	012430	11	124385-00143	N	
		FD 5064-FRP EXP BUD ALLOC	11	124387	33,897.00-	11	012430	11	124387	N	
		FD 5064-FRP EXP BUD ALLOC	11	124389-00116	84,319.00-	11	012430	11	124389-00116	N	
		** Potential Decrease in Fund Balan			0.00						
11	012440	TIFMAS GRANT ASSISTANCE PROGRAM									
		TIFMAS GRANT ASSISTANCE PROG	11	124451-00000	1,000,000.00-	11	012440	11	124451-00000	N	
		** Potential Decrease in Fund Balan			1,000,000.00-						
11	014010	ADMINISTRATION - LOCAL									
		LOC-ADMIN REV BUD ALLOC	11	140111	138,400.00	11	140111	11	014010	Y	
		LOC-BENEFITS EXP BUD ALLOC	11	140123-00000	93,521.00-	11	014010	11	140123-00000	N	
		LOC-BENEFITS EXP BUD ALLOC	11	140125	25,103.00-	11	014010	11	140125	N	
		LOC-BENEFITS EXP BUD ALLOC	11	140126	2,209.00-	11	014010	11	140126	N	
		** Potential Increase in Fund Balan			17,567.00						
11	014214	SURPLUS EQUIPMENT SALE									
		LOC-FRP REV BUD ALLOC	11	142140	412,874.00	11	142140	11	014214	Y	
		LOC-FRP EXP BUD ALLOC	11	142142-00000	412,874.00-	11	014214	11	142142-00000	N	
		** Potential Decrease in Fund Balan			0.00						
11	014520	FOREST RESOURCE DEVELOPMENT - LO									
		LOC - FRD EXP BUD ALLOC	11	145252	27,567.00-	11	014520	11	145252	N	
		** Potential Decrease in Fund Balan			27,567.00-						
11	014530	TIMBER MANAGEMENT PROGRAM									
		LOC - FRD TIMBER MGMT REV	11	145310-00140	11,600.00	11	145310-00140	11	014530	Y	
		LOC - FRD TIMBER MGMT REV	11	145310-00142	31,814.00	11	145310-00142	11	014530	Y	
		LOC - FRD TIMBER MGMT REV	11	145310-00143	14,600.00	11	145310-00143	11	014530	Y	
		LOC - FRD TIMBER MGMT REV	11	145310-00144	33,000.00	11	145310-00144	11	014530	Y	
		LOC - FRD TIMBER MGMT REV	11	145312-00102	19,896.00	11	145312-00102	11	014530	N	

Printed on a Xerox 9700 Laser Printing System at the Computing Services Center / Texas A&M University

Form: URGB01 (02/05/85)

CC	Account	Transaction Description	Offset CC	Offset Account	Amount	Actual Entry From CC	Actual Entry From Account	Actual Entry To CC	Actual Entry To Account	Feed	Mand
11	014530	TIMBER MANAGEMENT PROGRAM									
		LOC - FRD TIMBER MGMT EXP	11	145312-00140	15,000.00-	11	014530	11	145312-00140	N	
		LOC - FRD TIMBER MGMT EXP	11	145312-00141	40,770.00-	11	014530	11	145312-00141	N	
		LOC - FRD TIMBER MGMT EXP	11	145312-00142	9,000.00-	11	014530	11	145312-00142	N	
		LOC - FRD TIMBER MGMT EXP	11	145312-00143	17,890.00-	11	014530	11	145312-00143	N	
		LOC - FRD TIMBER MGMT EXP	11	145312-00144	14,500.00-	11	014530	11	145312-00144	N	
		LOC - FRD TIMBER MGMT EXP	11	145312-00145	3,250.00-	11	014530	11	145312-00145	N	
		LOC - FRD TIMBER MGMT EXP	11	145312-00146	500.00-	11	014530	11	145312-00146	N	
		LOC - FRD TIMBER MGMT EXP	11	145312-00147	10,000.00-	11	014530	11	145312-00147	N	
		** Potential Decrease in Fund Balan			0.00						
11	014614	CONTRACT LAND MANAGEMENT FEES									
		LOC - FRD REV BUD ALLOC	11	146141	10,000.00	11	146141	11	014614	Y	
		** Potential Increase in Fund Balan			10,000.00						
11	021200	INDIRECT COST RECOVERY FUNDS - A									
		IDC REV BUD ALLOC	11	212001	1,102,364.00	11	212001	11	021200	Y	
		IDC-ADMIN EXP BUD ALLOC	11	212004	147,063.00-	11	021200	11	212004	N	
		IDC-ADMIN EXP BUD ALLOC	11	212005	5,478.00-	11	021200	11	212005	N	
		IDC-ADMIN EXP BUD ALLOC	11	212006	18,986.00-	11	021200	11	212006	N	
		IDC-ADMIN EXP BUD ALLOC	11	212007	95,531.00-	11	021200	11	212007	N	
		IDC-ADMIN EXP BUD ALLOC	11	212010	46,253.00-	11	021200	11	212010	N	
		IDC-ADMIN EXP BUD ALLOC	11	212011	66,103.00-	11	021200	11	212011	N	
		IDC-ADMIN EXP BUD ALLOC	11	212015	5,000.00-	11	021200	11	212015	N	
		IDC-ADMIN EXP BUD ALLOC	11	212018	13,760.00-	11	021200	11	212018	N	
		IDC-ADMIN EXP BUD ALLOC	11	212021	2,000.00-	11	021200	11	212021	N	
		IDC-ADMIN EXP BUD ALLOC	11	212022	6,605.00-	11	021200	11	212022	N	
		IDC-ADMIN EXP BUD ALLOC	11	212023	55,361.00-	11	021200	11	212023	N	
		IDC-ADMIN EXP BUD ALLOC	11	212024	2,500.00-	11	021200	11	212024	N	
		IDC-ADMIN EXP BUD ALLOC	11	212026	5,000.00-	11	021200	11	212026	N	
		IDC-ADMIN EXP BUD ALLOC	11	212030	60,080.00-	11	021200	11	212030	N	
		IDC-ADMIN EXP BUD ALLOC	11	212031	21,450.00-	11	021200	11	212031	N	
		IDC-ADMIN EXP BUD ALLOC	11	212032	10,084.00-	11	021200	11	212032	N	
		IDC-ADMIN EXP BUD ALLOC	11	212033	55,742.00-	11	021200	11	212033	N	
		IDC-ADMIN EXP BUD ALLOC	11	212037	10,609.00-	11	021200	11	212037	N	
		** Potential Increase in Fund Balan			474,759.00						
11	021400	INVESTMENT INCOME									
		LOC-ADMIN REV BUD ALLOC	11	214001	154,727.00	11	214001	11	021400	Y	
		INV INC - ADMIN EXP BUD ALLOC	11	214002	71,725.00-	11	021400	11	214002	N	
		INV INC - ADMIN EXP BUD ALLOC	11	214003	3,400.00-	11	021400	11	214003	N	
		INV INC - ADMIN EXP BUD ALLOC	11	214004	11,402.00-	11	021400	11	214004	N	
		** Potential Increase in Fund Balan			68,200.00						
11	022200	INDIRECT COST RECOVERY FUNDS - F									
		IDC-FRP EXP BUD ALLOC	11	222003	15,000.00-	11	022200	11	222003	N	
		IDC-FRP EXP BUD ALLOC	11	222004	8,000.00-	11	022200	11	222004	N	

Printed on a Xerox 9700 Laser Printing System at the Computing Services Center / Texas A&M University

Form: URGB01 (02/05/85)

CC	Account	Transaction Description	Offset CC	Offset Account	Amount	Actual Entry From CC	Actual Entry From Account	Actual Entry To CC	Actual Entry To Account	Feed	Mand
11	022200	INDIRECT COST RECOVERY FUNDS - F									
		IDC-FRP EXP BUD ALLOC	11	222005-00000	5,500.00-	11	022200	11	222005-00000	N	
		IDC-FRP EXP BUD ALLOC	11	222006	6,775.00-	11	022200	11	222006	N	
		IDC-FRP EXP BUD ALLOC	11	222007-00000	9,500.00-	11	022200	11	222007-00000	N	
		IDC-FRP EXP BUD ALLOC	11	222008-00000	9,500.00-	11	022200	11	222008-00000	N	
		IDC-FRP EXP BUD ALLOC	11	222010-00000	7,000.00-	11	022200	11	222010-00000	N	
		IDC-FRP EXP BUD ALLOC	11	222012	43,756.00-	11	022200	11	222012	N	
		IDC-FRP EXP BUD ALLOC	11	222013	5,000.00-	11	022200	11	222013	N	
		IDC-FRP EXP BUD ALLOC	11	222015	250.00-	11	022200	11	222015	N	
		IDC-FRP EXP BUD ALLOC	11	222020	7,310.00-	11	022200	11	222020	N	
		IDC-FRP EXP BUD ALLOC	11	222021	5,000.00-	11	022200	11	222021	N	
		IDC-FRP EXP BUD ALLOC	11	222022	9,411.00-	11	022200	11	222022	N	
		IDC-FRP EXP BUD ALLOC	11	222023	5,000.00-	11	022200	11	222023	N	
		IDC-FRP EXP BUD ALLOC	11	222024	5,000.00-	11	022200	11	222024	N	
		IDC-FRP EXP BUD ALLOC	11	222031	2,000.00-	11	022200	11	222031	N	
		IDC-FRP EXP BUD ALLOC	11	222032	2,500.00-	11	022200	11	222032	N	
		IDC-FRP EXP BUD ALLOC	11	222072-00113	2,000.00-	11	022200	11	222072-00113	N	
		IDC-FRP EXP BUD ALLOC	11	222073-00113	2,000.00-	11	022200	11	222073-00113	N	
		IDC-FRP EXP BUD ALLOC	11	222074-00113	2,000.00-	11	022200	11	222074-00113	N	
		IDC-FRP EXP BUD ALLOC	11	222075-00113	2,000.00-	11	022200	11	222075-00113	N	
		IDC-FRP EXP BUD ALLOC	11	222076-00113	2,000.00-	11	022200	11	222076-00113	N	
		IDC-FRP EXP BUD ALLOC	11	222077-00113	2,000.00-	11	022200	11	222077-00113	N	
		IDC-FRP EXP BUD ALLOC	11	222078-00113	2,000.00-	11	022200	11	222078-00113	N	
		IDC-FRP EXP BUD ALLOC	11	222080	5,000.00-	11	022200	11	222080	N	
		IDC-FRP EXP BUD ALLOC	11	222083-00113	5,000.00-	11	022200	11	222083-00113	N	
		IDC-FRP EXP BUD ALLOC	11	222085-00113	2,000.00-	11	022200	11	222085-00113	N	
		IDC-FRP EXP BUD ALLOC	11	222086-00113	2,000.00-	11	022200	11	222086-00113	N	
		IDC-FRP EXP BUD ALLOC	11	222126	2,000.00-	11	022200	11	222126	N	
		** Potential Decrease in Fund Balan			176,502.00-						
11	022400	FRP PROGRAMS INVESTMENT INC FUND									
		INV INC - FRP EXP BUD ALLOC	11	224002	2,500.00-	11	022400	11	224002	N	
		** Potential Decrease in Fund Balan			2,500.00-						
11	023200	INDIRECT COST RECOVERY FUNDS - F									
		IDC-FRD EXP BUD ALLOC	11	232001	43,152.00-	11	023200	11	232001	N	
		IDC-FRD EXP BUD ALLOC	11	232013	7,000.00-	11	023200	11	232013	N	
		IDC-FRD EXP BUD ALLOC	11	232014	2,250.00-	11	023200	11	232014	N	
		IDC-FRD EXP BUD ALLOC	11	232017	225,574.00-	11	023200	11	232017	N	
		IDC-FRD EXP BUD ALLOC	11	232032	2,500.00-	11	023200	11	232032	N	
		IDC-FRD EXP BUD ALLOC	11	232102	17,781.00-	11	023200	11	232102	N	
		** Potential Decrease in Fund Balan			298,257.00-						
11	023400	FRD PROGRAMS INVESTMENT INC FUND									
		INV INC - FRD EXP BUD ALLOC	11	234001	63,200.00-	11	023400	11	234001	N	
		INV INC - FRD EXP BUD ALLOC	11	234003	2,500.00-	11	023400	11	234003	N	
		** Potential Decrease in Fund Balan			65,700.00-						

Printed on a Xerox 9700 Laser Printing System at the Computing Services Center / Texas A&M University

Form: URGB01 (02/05/85)

CC	Account	Transaction Description	--- Offset --- CC	Account	Amount	-------- Actual Entry --------- ---- From ----- CC	Account	----- To ------ CC	Account	Feed	Mand
11	100201	STATE APPROPRIATIONS - FUND 0001									
		GR REV BUD ALLOC	11	010020	10,645,108.00-	11	100201	11	010020	Y	
		** Decrease in SL Allocation **			10,645,108.00-						
11	100203	OASI BENEFIT APPN - FUND 0001									
		GR REV BUD ALLOC	11	010020	303,307.00-	11	100203	11	010020	Y	
		** Decrease in SL Allocation **			303,307.00-						
11	100211	GIP BENEFIT APPN - FUND 0001									
		GR REV BUD ALLOC	11	010020	1,367,315.00-	11	100211	11	010020	Y	
		** Decrease in SL Allocation **			1,367,315.00-						
11	110501	DIRECTOR'S OFFICE									
		GR - ADMIN EXP BUD ALLOC	11	011050	54,973.00	11	011050	11	110501	N	
		** Increase in SL Allocation **			54,973.00						
11	110507	FINANCE & ADMIN									
		GR - ADMIN EXP BUD ALLOC	11	011050	12,652.00	11	011050	11	110507	N	
		** Increase in SL Allocation **			12,652.00						
11	110511	BUDGETS & ACCOUNTING DEPT - FD 0									
		GR - ADMIN EXP BUD ALLOC	11	011050	29,093.00	11	011050	11	110511	N	
		** Increase in SL Allocation **			29,093.00						
11	110512	SYSTEM ASSESSMENTS-ADMIN FD 0001									
		GR - ADMIN EXP BUD ALLOC	11	011050	44,991.00	11	011050	11	110512	N	
		** Increase in SL Allocation **			44,991.00						
11	110514	INFRASTRUCTURE SUPP - BRAZOS CO									
		GR - ADMIN EXP BUD ALLOC	11	011050	271,970.00	11	011050	11	110514	N	
		** Increase in SL Allocation **			271,970.00						
11	110515	TFS HEADQUARTERS BUILDING EXPENS									
		GR - ADMIN EXP BUD ALLOC	11	011050	30,000.00	11	011050	11	110515	N	
		** Increase in SL Allocation **			30,000.00						
11	110522	BENEFITS - INSTIT SUPPORT - FD 0									
		GR - BENEFITS EXP BUD ALLOC	11	011050	31,053.00	11	011050	11	110522	N	
		** Increase in SL Allocation **			31,053.00						
11	110523-00000	BENEFITS - PUBLIC SERVICE - FD 0									
		GR - BENEFITS EXP BUD ALLOC	11	011050	1,429,976.00	11	011050	11	110523-00000	N	
		** Increase in SL Allocation **			1,429,976.00						
11	110524	BENEFITS - O&M OF PLANT - FD 000									
		GR - BENEFITS EXP BUD ALLOC	11	011050	27,218.00	11	011050	11	110524	N	
		** Increase in SL Allocation **			27,218.00						

Printed on a Xerox 9700 Laser Printing System at the Computing Services Center / Texas A&M University

Form: URGB01 (02/05/85)

CC	Account	Transaction Description	--- Offset --- CC	Account	Amount	-------- Actual Entry --------- ---- From ----- CC	Account	----- To ------ CC	Account	Feed	Mand
11	110525	BENEFITS-RETIREE - PUB SERV-FD 0									
		GR - BENEFITS EXP BUD ALLOC	11	011050	532,606.00	11	011050	11	110525	N	
		** Increase in SL Allocation **			532,606.00						
11	110526	BENEFITS - RESEARCH - FD 0001									
		GR - BENEFITS EXP BUD ALLOC	11	011050	99,447.00	11	011050	11	110526	N	
		** Increase in SL Allocation **			99,447.00						
11	110531	PURCHASING DEPARTMENT									
		GR - ADMIN EXP BUD ALLOC	11	011050	30,567.00	11	011050	11	110531	N	
		** Increase in SL Allocation **			30,567.00						
11	110552	COMMUNICATIONS									
		GR - ADMIN EXP BUD ALLOC	11	011050	17,500.00	11	011050	11	110552	N	
		** Increase in SL Allocation **			17,500.00						
11	110561	ENVIRONMENTAL HEALTH & SAFETY									
		GR - ADMIN EXP BUD ALLOC	11	011050	11,094.00	11	011050	11	110561	N	
		** Increase in SL Allocation **			11,094.00						
11	110571	EMPLOYEE DEVELOPMENT									
		GR - ADMIN EXP BUD ALLOC	11	011050	53,100.00	11	011050	11	110571	N	
		** Increase in SL Allocation **			53,100.00						
11	112003	LARGE EQUIPMENT REPAIR - FUND 00									
		GR - FRP EXP BUD ALLOC	11	011200	250,000.00	11	011200	11	112003	N	
		** Increase in SL Allocation **			250,000.00						
11	112006	SYSTEM ASSESSMENTS-FRP FD 0001									
		GR - FRP EXP BUD ALLOC	11	011200	43,284.00	11	011200	11	112006	N	
		** Increase in SL Allocation **			43,284.00						
11	112013	EQUIPMENT PURCHASES TWPP - FD 00									
		GR - FRP EXP BUD ALLOC	11	011200	2,322,346.00	11	011200	11	112013	N	
		** Increase in SL Allocation **			2,322,346.00						
11	112175-00123	TASK FORCE - SB1 - FUND 0001									
		GR - FRP EXP BUD ALLOC	11	011200	106,291.00	11	011200	11	112175-00123	N	
		** Increase in SL Allocation **			106,291.00						
11	112176-00123	TASK FORCE - WB1 - FUND 0001									
		GR - FRP EXP BUD ALLOC	11	011200	127,853.00	11	011200	11	112176-00123	N	
		** Increase in SL Allocation **			127,853.00						
11	112178-00090	HUMBLE - SC BRANCH TWPP - FD 000									
		GR - FRP EXP BUD ALLOC	11	011200	72,332.00	11	011200	11	112178-00090	N	
		** Increase in SL Allocation **			72,332.00						

Printed on a Xerox 9700 Laser Printing System at the Computing Services Center / Texas A&M University

Form: URGB01 (02/05/85)

CC	Account	Transaction Description	--- Offset --- CC	Account	Amount	-------- Actual Entry --------- ---- From ----- CC	Account	----- To ------ CC	Account	Feed	Mand
11	112178-00123	TASK FORCE - SCB1 - FUND 0001									
		GR - FRP EXP BUD ALLOC	11	011200	109,203.00	11	011200	11	112178-00123	N	
		** Increase in SL Allocation **			109,203.00						
11	112183	RESPONSE OPERATIONS TWPP -FUND 0									
		GR - FRP EXP BUD ALLOC	11	011200	76,156.00	11	011200	11	112183	N	
		** Increase in SL Allocation **			76,156.00						
11	112184-00000	MITIGATION PROJ SUPPORT - FUND 0									
		GR - FRP EXP BUD ALLOC	11	011200	100,000.00	11	011200	11	112184-00000	N	
		** Increase in SL Allocation **			100,000.00						
11	112186-00113	ADMIN - SOC TWPP - FUND 0001									
		GR - FRP EXP BUD ALLOC	11	011200	70,000.00	11	011200	11	112186-00113	N	
		** Increase in SL Allocation **			70,000.00						
11	112187	LOGISTICS TWPP - FUND 0001									
		GR - FRP EXP BUD ALLOC	11	011200	113,482.00	11	011200	11	112187	N	
		** Increase in SL Allocation **			113,482.00						
11	112188	RADIO PURCH & REPLACE - FUND 000									
		GR - FRP EXP BUD ALLOC	11	011200	150,000.00	11	011200	11	112188	N	
		** Increase in SL Allocation **			150,000.00						
11	114111	FACILITIES									
		GR - FAC EXP BUD ALLOC	11	011411	116,056.00	11	011411	11	114111	N	
		** Increase in SL Allocation **			116,056.00						
11	114112	FACILITIES - SEASONALS									
		GR - FAC EXP BUD ALLOC	11	011411	27,000.00	11	011411	11	114112	N	
		** Increase in SL Allocation **			27,000.00						
11	115001-00000	FOREST RESOURCE DEVELOPMENT									
		GR - FRD EXP BUD ALLOC	11	011500	201,809.00	11	011500	11	115001-00000	N	
		** Increase in SL Allocation **			201,809.00						
11	115001-43226	FSTDP SPB RESEARCH MATCH FY16									
		GR - FRD EXP BUD ALLOC	11	011500	8,440.00	11	011500	11	115001-43226	N	
		** Increase in SL Allocation **			8,440.00						
11	115002	FRD COMMUNICATIONS									
		GR - FRD EXP BUD ALLOC	11	011500	36,000.00	11	011500	11	115002	N	
		** Increase in SL Allocation **			36,000.00						
11	115003	CONSERVATION EDUCATION									
		GR - FRD EXP BUD ALLOC	11	011500	45,735.00	11	011500	11	115003	N	
		** Increase in SL Allocation **			45,735.00						

Printed on a Xerox 9700 Laser Printing System at the Computing Services Center / Texas A&M University

Form: URGB01 (02/05/85)

CC	Account	Transaction Description	--- Offset --- CC	Account	Amount	-------- Actual Entry --------- ---- From ----- CC	Account	----- To ------ CC	Account	Feed	Mand
11	115004	FOREST RESOURCE DEVELOPMENT									
		GR - FRD EXP BUD ALLOC	11	011500	15,492.00	11	011500	11	115004	N	
		** Increase in SL Allocation **			15,492.00						
11	115005	SUPERVISOR DEVELOPMENT PROGRAM-F									
		GR - FRD EXP BUD ALLOC	11	011500	5,000.00	11	011500	11	115005	N	
		** Increase in SL Allocation **			5,000.00						
11	115006	SYSTEM ASSESSMENTS-FRD FD 0001									
		GR - FRD EXP BUD ALLOC	11	011500	169,625.00	11	011500	11	115006	N	
		** Increase in SL Allocation **			169,625.00						
11	115031	PINE TREE IMPROVEMENT									
		GR - FRD EXP BUD ALLOC	11	011500	52,589.00	11	011500	11	115031	N	
		** Increase in SL Allocation **			52,589.00						
11	115032	HARDWOOD TREE IMPROVEMENT									
		GR - FRD EXP BUD ALLOC	11	011500	65,564.00	11	011500	11	115032	N	
		** Increase in SL Allocation **			65,564.00						
11	115033	MAGNOLIA SPRINGS SEED ORCHARD									
		GR - FRD EXP BUD ALLOC	11	011500	264,560.00	11	011500	11	115033	N	
		** Increase in SL Allocation **			264,560.00						
11	115042-00000	WEST TEXAS TECHNICAL ASSISTANCE									
		GR - FRD EXP BUD ALLOC	11	011500	104,469.00	11	011500	11	115042-00000	N	
		** Increase in SL Allocation **			104,469.00						
11	115081-00102	EAST TEXAS ADMIN-RESOURCE DEVELO									
		GR - FRD EXP BUD ALLOC	11	011500	75,647.00	11	011500	11	115081-00102	N	
		** Increase in SL Allocation **			75,647.00						
11	115082-00008	HENDERSON - RSDV - NORTH									
		GR - FRD EXP BUD ALLOC	11	011500	135,689.00	11	011500	11	115082-00008	N	
		** Increase in SL Allocation **			135,689.00						
11	115082-00010	LONGVIEW - RSDV - NORTH									
		GR - FRD EXP BUD ALLOC	11	011500	16,578.00	11	011500	11	115082-00010	N	
		** Increase in SL Allocation **			16,578.00						
11	115082-00011	GILMER - RSDV - NORTH									
		GR - FRD EXP BUD ALLOC	11	011500	114,843.00	11	011500	11	115082-00011	N	
		** Increase in SL Allocation **			114,843.00						
11	115082-00012	PITTSBURG - RSDV - NORTH									
		GR - FRD EXP BUD ALLOC	11	011500	106,614.00	11	011500	11	115082-00012	N	
		** Increase in SL Allocation **			106,614.00						

Printed on a Xerox 9700 Laser Printing System at the Computing Services Center / Texas A&M University

Form: URGB01 (02/05/85)

CC	Account	Transaction Description	Offset CC	Offset Account	Amount	Actual Entry From CC	Actual Entry From Account	Actual Entry To CC	Actual Entry To Account	Feed	Mand
11	115082-00013	NEW BOSTON - RSDV - NORTH									
		GR - FRD EXP BUD ALLOC	11	011500	152,249.00	11	011500	11	115082-00013	N	
		** Increase in SL Allocation **			152,249.00						
11	115082-00014	LINDEN - RSDV - NORTH									
		GR - FRD EXP BUD ALLOC	11	011500	167,475.00	11	011500	11	115082-00014	N	
		** Increase in SL Allocation **			167,475.00						
11	115082-00016	MARSHALL - RSDV - NORTH									
		GR - FRD EXP BUD ALLOC	11	011500	85,225.00	11	011500	11	115082-00016	N	
		** Increase in SL Allocation **			85,225.00						
11	115082-00017	CARTHAGE - RSDV - NORTH									
		GR - FRD EXP BUD ALLOC	11	011500	38,523.00	11	011500	11	115082-00017	N	
		** Increase in SL Allocation **			38,523.00						
11	115082-00104	NORTH REGION ADMIN - EAST ZONE									
		GR - FRD EXP BUD ALLOC	11	011500	78,484.00	11	011500	11	115082-00104	N	
		** Increase in SL Allocation **			78,484.00						
11	115083-00004	CROCKETT - RSDV - CENTRAL									
		GR - FRD EXP BUD ALLOC	11	011500	84,202.00	11	011500	11	115083-00004	N	
		** Increase in SL Allocation **			84,202.00						
11	115083-00006	PALESTINE - RSDV - CENTRAL									
		GR - FRD EXP BUD ALLOC	11	011500	108,009.00	11	011500	11	115083-00006	N	
		** Increase in SL Allocation **			108,009.00						
11	115083-00007	JACKSONVILLE - RSDV - CENTRAL									
		GR - FRD EXP BUD ALLOC	11	011500	156,270.00	11	011500	11	115083-00007	N	
		** Increase in SL Allocation **			156,270.00						
11	115083-00020	NACOGDOCHES - RSDV - CENTRAL									
		GR - FRD EXP BUD ALLOC	11	011500	109,333.00	11	011500	11	115083-00020	N	
		** Increase in SL Allocation **			109,333.00						
11	115083-00021	SAN AUGUSTINE - RSDV - CENTRAL									
		GR - FRD EXP BUD ALLOC	11	011500	82,493.00	11	011500	11	115083-00021	N	
		** Increase in SL Allocation **			82,493.00						
11	115083-00046	HUDSON - RSDV - CENTRAL									
		GR - FRD EXP BUD ALLOC	11	011500	164,309.00	11	011500	11	115083-00046	N	
		** Increase in SL Allocation **			164,309.00						
11	115083-00105	CENTRAL REGION ADMIN - EAST ZONE									
		GR - FRD EXP BUD ALLOC	11	011500	57,578.00	11	011500	11	115083-00105	N	
		** Increase in SL Allocation **			57,578.00						

Printed on a Xerox 9700 Laser Printing System at the Computing Services Center / Texas A&M University

Form: URGB01 (02/05/85)

CC	Account	Transaction Description	--- Offset --- CC	Account	Amount	-------- Actual Entry --------- ---- From ----- CC	Account	----- To ------ CC	Account	Feed	Mand
11	115083-46296	RD-CNTRL LONGLEAF RIDGE STW FY16									
		GR - FRD EXP BUD ALLOC	11	011500	13,339.00	11	011500	11	115083-46296	N	
		** Increase in SL Allocation **			13,339.00						
11	115084-00002	HUNTSVILLE - RSDV - SOUTH									
		GR - FRD EXP BUD ALLOC	11	011500	139,904.00	11	011500	11	115084-00002	N	
		** Increase in SL Allocation **			139,904.00						
11	115084-00023	JASPER - RSDV - SOUTH									
		GR - FRD EXP BUD ALLOC	11	011500	125,876.00	11	011500	11	115084-00023	N	
		** Increase in SL Allocation **			125,876.00						
11	115084-00026	LIVINGSTON - RSDV - SOUTH									
		GR - FRD EXP BUD ALLOC	11	011500	117,116.00	11	011500	11	115084-00026	N	
		** Increase in SL Allocation **			117,116.00						
11	115084-00027	OLIVE - RSDV - SOUTH									
		GR - FRD EXP BUD ALLOC	11	011500	126,487.00	11	011500	11	115084-00027	N	
		** Increase in SL Allocation **			126,487.00						
11	115084-00030	CONROE - RSDV - SOUTH									
		GR - FRD EXP BUD ALLOC	11	011500	146,190.00	11	011500	11	115084-00030	N	
		** Increase in SL Allocation **			146,190.00						
11	115084-00106	SOUTH REGION ADMIN - EAST ZONE									
		GR - FRD EXP BUD ALLOC	11	011500	60,170.00	11	011500	11	115084-00106	N	
		** Increase in SL Allocation **			60,170.00						
11	115084-43416	RES DEV SOUTH-BIG THICKET MATCH									
		GR - FRD EXP BUD ALLOC	11	011500	9,188.00	11	011500	11	115084-43416	N	
		** Increase in SL Allocation **			9,188.00						
11	115084-46296	RD-SOUTH LONGLEAF RIDGE MATCH FY									
		GR - FRD EXP BUD ALLOC	11	011500	2,090.00	11	011500	11	115084-46296	N	
		** Increase in SL Allocation **			2,090.00						
11	115115	SUSTAINABLE FORESTRY									
		GR - FRD EXP BUD ALLOC	11	011500	437,915.00	11	011500	11	115115	N	
		** Increase in SL Allocation **			437,915.00						
11	115121-00000	PEST CONTROL									
		GR - FRD EXP BUD ALLOC	11	011500	28,338.00	11	011500	11	115121-00000	N	
		** Increase in SL Allocation **			28,338.00						
11	115122	SOUTHERN PINE BEETLE PROGRAM									
		GR - FRD EXP BUD ALLOC	11	011500	78,302.00	11	011500	11	115122	N	
		** Increase in SL Allocation **			78,302.00						

Printed on a Xerox 9700 Laser Printing System at the Computing Services Center / Texas A&M University

Form: URGB01 (02/05/85)

CC	Account	Transaction Description	--- Offset --- CC	Account	Amount	-------- Actual Entry --------- ---- From ----- CC	Account	----- To ------ CC	Account	Feed	Mand
11	115131-00000	FOREST HEALTH PROGRAM									
		GR - FRD EXP BUD ALLOC	11	011500	207,139.00	11	011500	11	115131-00000	N	
		** Increase in SL Allocation **			207,139.00						
11	115132-00000	FHM OFF-PLOT DETECTION									
		GR - FRD EXP BUD ALLOC	11	011500	11,786.00	11	011500	11	115132-00000	N	
		** Increase in SL Allocation **			11,786.00						
11	115132-43226	FSTDP SPB RESEARCH MATCH FY16									
		GR - FRD EXP BUD ALLOC	11	011500	1,862.00	11	011500	11	115132-43226	N	
		** Increase in SL Allocation **			1,862.00						
11	115141	OAK WILT PROGRAM									
		GR - FRD EXP BUD ALLOC	11	011500	183,748.00	11	011500	11	115141	N	
		** Increase in SL Allocation **			183,748.00						
11	115161-00000	WATER RESOURCES									
		GR - FRD EXP BUD ALLOC	11	011500	100,409.00	11	011500	11	115161-00000	N	
		** Increase in SL Allocation **			100,409.00						
11	115161-13539	WATER RESOURCES PROJECT FY19 MAT									
		GR - FRD EXP BUD ALLOC	11	011500	77,815.00	11	011500	11	115161-13539	N	
		** Increase in SL Allocation **			77,815.00						
11	115161-43300	SRS-TX & OK MID-SO FRST ASMT MAT									
		GR - FRD EXP BUD ALLOC	11	011500	3,283.00	11	011500	11	115161-43300	N	
		** Increase in SL Allocation **			3,283.00						
11	115161-43519	RIPARIAN PROJECT FY19-MATCH									
		GR - FRD EXP BUD ALLOC	11	011500	7,728.00	11	011500	11	115161-43519	N	
		** Increase in SL Allocation **			7,728.00						
11	115161-46296	NFWF FY16 LONGLEAF RIDGE MATCH									
		GR - FRD EXP BUD ALLOC	11	011500	8,207.00	11	011500	11	115161-46296	N	
		** Increase in SL Allocation **			8,207.00						
11	115171-00000	FOREST STEWARDSHIP - FUND 0001									
		GR - FRD EXP BUD ALLOC	11	011500	198,712.00	11	011500	11	115171-00000	N	
		** Increase in SL Allocation **			198,712.00						
11	115171-43250	FS - FOREST LEGACY MATCH									
		GR - FRD EXP BUD ALLOC	11	011500	10,961.00	11	011500	11	115171-43250	N	
		** Increase in SL Allocation **			10,961.00						
11	115171-46296	FS - LONGLEAF RIDGE MATCH FY16									
		GR - FRD EXP BUD ALLOC	11	011500	6,459.00	11	011500	11	115171-46296	N	
		** Increase in SL Allocation **			6,459.00						

Printed on a Xerox 9700 Laser Printing System at the Computing Services Center / Texas A&M University

Form: URGB01 (02/05/85)

CC	Account	Transaction Description	--- Offset --- CC	Account	Amount	-------- Actual Entry --------- ---- From ----- CC	Account	----- To ------ CC	Account	Feed	Mand
11	115182-00000	RESOURCE DVLP-FUEL-NORTH									
		GR - FRD EXP BUD ALLOC	11	011500	15,000.00	11	011500	11	115182-00000	N	
		** Increase in SL Allocation **			15,000.00						
11	115184-00000	RESOURCE DVLP-FUEL-SOUTH									
		GR - FRD EXP BUD ALLOC	11	011500	16,200.00	11	011500	11	115184-00000	N	
		** Increase in SL Allocation **			16,200.00						
11	115191-00000	URBAN FORESTRY									
		GR - FRD EXP BUD ALLOC	11	011500	344,609.00	11	011500	11	115191-00000	N	
		** Increase in SL Allocation **			344,609.00						
11	115222-00000	ECONOMIC DEVELOPMENT PROGRAM									
		GR - FRD EXP BUD ALLOC	11	011500	164,028.00	11	011500	11	115222-00000	N	
		** Increase in SL Allocation **			164,028.00						
11	115231-00000	FOREST INVENTORY - FUND 0001									
		GR - FRD EXP BUD ALLOC	11	011500	242,592.00	11	011500	11	115231-00000	N	
		** Increase in SL Allocation **			242,592.00						
11	115231-46600	NRS FIA MATCH									
		GR - FRD EXP BUD ALLOC	11	011500	9,147.00	11	011500	11	115231-46600	N	
		** Increase in SL Allocation **			9,147.00						
11	115907	PROMOTIONS & MARKET ADJ-FRD									
		GR - FRD EXP BUD ALLOC	11	011500	142,538.00	11	011500	11	115907	N	
		** Increase in SL Allocation **			142,538.00						
11	116014-00000	INFRASTRUCTURE SUPPORT-NORTH									
		GR - FRD EXP BUD ALLOC	11	011601	46,873.00	11	011601	11	116014-00000	N	
		** Increase in SL Allocation **			46,873.00						
11	116015-00000	INFRASTRUCTURE SUPPORT-CENTRAL									
		GR - FRD EXP BUD ALLOC	11	011601	14,441.00	11	011601	11	116015-00000	N	
		** Increase in SL Allocation **			14,441.00						
11	116016-00000	INFRASTRUCTURE SUPPORT-SOUTH									
		GR - FRD EXP BUD ALLOC	11	011601	23,863.00	11	011601	11	116016-00000	N	
		** Increase in SL Allocation **			23,863.00						
11	116017	WEST TEXAS NURSERY-INFRAST SPPT									
		GR - FRD EXP BUD ALLOC	11	011601	16,360.00	11	011601	11	116017	N	
		** Increase in SL Allocation **			16,360.00						
11	116019	OAK WILT-INFRASTRUCTURE SUPPORT									
		GR - FRD EXP BUD ALLOC	11	011601	27,398.00	11	011601	11	116019	N	
		** Increase in SL Allocation **			27,398.00						

Printed on a Xerox 9700 Laser Printing System at the Computing Services Center / Texas A&M University

Form: URGB01 (02/05/85)

CC	Account	Transaction Description	Offset CC	Offset Account	Amount	Actual Entry From CC	Actual Entry From Account	Actual Entry To CC	Actual Entry To Account	Feed	Mand
11	116020	FSTW-INFRASTRUCTURE SUPPORT									
		GR - FRD EXP BUD ALLOC	11	011601	15,585.00	11	011601	11	116020	N	
		** Increase in SL Allocation **			15,585.00						
11	116022	URBAN-INFRASTRUCTURE SUPPORT									
		GR - FRD EXP BUD ALLOC	11	011601	40,917.00	11	011601	11	116022	N	
		** Increase in SL Allocation **			40,917.00						
11	116023	WATER RESOURCE PROG-INFRASTRUCTU									
		GR - FRD EXP BUD ALLOC	11	011601	10,550.00	11	011601	11	116023	N	
		** Increase in SL Allocation **			10,550.00						
11	116024	FINV-INFRASTRUCTURE SUPPORT									
		GR - FRD EXP BUD ALLOC	11	011601	19,558.00	11	011601	11	116024	N	
		** Increase in SL Allocation **			19,558.00						
11	124001	REVENUE - FUND 0036									
		FD 0036 REV BUD ALLOC	11	012400	22,140,483.00-	11	124001	11	012400	Y	
		** Decrease in SL Allocation **			22,140,483.00-						
11	124002	GIP BENEFIT APPN - FUND 0036									
		FD 0036 REV BUD ALLOC	11	012400	2,695,286.00-	11	124002	11	012400	Y	
		** Decrease in SL Allocation **			2,695,286.00-						
11	124003	OASI/TRS/ORP TRANSFER - FUND 003									
		FD 0036 REV BUD ALLOC	11	012400	1,392,799.00-	11	124003	11	012400	Y	
		** Decrease in SL Allocation **			1,392,799.00-						
11	124009	PAYROLL & SUPPORT SERVICES DEPT									
		FD 0036-ADMIN EXP BUD ALLOC	11	012400	232,266.00	11	012400	11	124009	N	
		** Increase in SL Allocation **			232,266.00						
11	124010	FRP ADMINISTRATION-FUND 0036									
		FD 0036-FRP EXP BUD ALLOC	11	012400	480,536.00	11	012400	11	124010	N	
		** Increase in SL Allocation **			480,536.00						
11	124012-00000	LAW ENFORCEMENT-FUND 0036									
		FD 0036-FRP EXP BUD ALLOC	11	012400	628,512.00	11	012400	11	124012-00000	N	
		** Increase in SL Allocation **			628,512.00						
11	124013	LAW ENFORCEMENT-INFRASTRUCTURE									
		FD 0036-FRP EXP BUD ALLOC	11	012400	2,200.00	11	012400	11	124013	N	
		** Increase in SL Allocation **			2,200.00						
11	124014-00000	CAPACITY BUILDING DEPARTMENT									
		FD 0036-FRP EXP BUD ALLOC	11	012400	242,865.00	11	012400	11	124014-00000	N	
		** Increase in SL Allocation **			242,865.00						

Printed on a Xerox 9700 Laser Printing System at the Computing Services Center / Texas A&M University

Form: URGB01 (02/05/85)

CC	Account	Transaction Description	--- Offset --- CC	Account	Amount	-------- Actual Entry --------- ---- From ----- CC	Account	----- To ------ CC	Account	Feed	Mand
11	124015	FEDERAL EXCESS PERS PROP -FUND 0									
		FD 0036-FRP EXP BUD ALLOC	11	012400	158,267.00	11	012400	11	124015	N	
		** Increase in SL Allocation **			158,267.00						
11	124017	CPBD OPERATIONS - INFRASTRUCTURE									
		FD 0036-FRP EXP BUD ALLOC	11	012400	500.00	11	012400	11	124017	N	
		** Increase in SL Allocation **			500.00						
11	124018	FOREST RESOURCE DEVELOPMENT									
		FD 0036-FRD EXP BUD ALLOC	11	012400	93,777.00	11	012400	11	124018	N	
		** Increase in SL Allocation **			93,777.00						
11	124019	LUKIN COMPOUND - INFRASTRUCTURE									
		FD 0036-FRP EXP BUD ALLOC	11	012400	82,700.00	11	012400	11	124019	N	
		** Increase in SL Allocation **			82,700.00						
11	124020-00000	TWPP MITIGATION & PREVENTION-ADM									
		FD 0036-FRP EXP BUD ALLOC	11	012400	178,648.00	11	012400	11	124020-00000	N	
		** Increase in SL Allocation **			178,648.00						
11	124023	REMOTE SATELLITE SUPPORT - FD 00									
		FD 0036-FRP EXP BUD ALLOC	11	012400	32,500.00	11	012400	11	124023	N	
		** Increase in SL Allocation **			32,500.00						
11	124024-00000	MITIGATION & PREVENTION - FD 003									
		FD 0036-FRP EXP BUD ALLOC	11	012400	1,358,671.00	11	012400	11	124024-00000	N	
		** Increase in SL Allocation **			1,358,671.00						
11	124025-00000	MITIGATION & PREVENTION-INFRASTR									
		FD 0036-FRP EXP BUD ALLOC	11	012400	27,121.00	11	012400	11	124025-00000	N	
		** Increase in SL Allocation **			27,121.00						
11	124026	ASSESSMENT-INFRASTRUCTURE									
		FD 0036-FRP EXP BUD ALLOC	11	012400	16,480.00	11	012400	11	124026	N	
		** Increase in SL Allocation **			16,480.00						
11	124028	FACILITIES									
		FD 0036-FRP EXP BUD ALLOC	11	012400	40,114.00	11	012400	11	124028	N	
		** Increase in SL Allocation **			40,114.00						
11	124029-00014	LINDEN SHOP									
		FD 0036-FRP EXP BUD ALLOC	11	012400	127,508.00	11	012400	11	124029-00014	N	
		** Increase in SL Allocation **			127,508.00						
11	124029-00024	WOODVILLE SHOP									
		FD 0036-FRP EXP BUD ALLOC	11	012400	82,674.00	11	012400	11	124029-00024	N	
		** Increase in SL Allocation **			82,674.00						

Printed on a Xerox 9700 Laser Printing System at the Computing Services Center / Texas A&M University

Form: URGB01 (02/05/85)

CC	Account	Transaction Description	Offset CC	Offset Account	Amount	Actual Entry From CC	Actual Entry From Account	Actual Entry To CC	Actual Entry To Account	Feed	Mand
11	124029-00030	CONROE SHOP									
		FD 0036-FRP EXP BUD ALLOC	11	012400	56,797.00	11	012400	11	124029-00030	N	
		** Increase in SL Allocation **			56,797.00						
11	124029-00046	HUDSON SHOP									
		FD 0036-FRP EXP BUD ALLOC	11	012400	223,800.00	11	012400	11	124029-00046	N	
		** Increase in SL Allocation **			223,800.00						
11	124030	EMERGENCY DISPATCH									
		FD 0036-FRP EXP BUD ALLOC	11	012400	164,008.00	11	012400	11	124030	N	
		** Increase in SL Allocation **			164,008.00						
11	124031	TICC - INFRASTRUCTURE									
		FD 0036-FRP EXP BUD ALLOC	11	012400	13,900.00	11	012400	11	124031	N	
		** Increase in SL Allocation **			13,900.00						
11	124032	SEASONAL WAGES - FUND 0036									
		FD 0036-FRP EXP BUD ALLOC	11	012400	60,000.00	11	012400	11	124032	N	
		** Increase in SL Allocation **			60,000.00						
11	124033	EQUIPMENT PURCHASES TWPP - FD 00									
		FD 0036-FRP EXP BUD ALLOC	11	012400	2,070,387.00	11	012400	11	124033	N	
		** Increase in SL Allocation **			2,070,387.00						
11	124034	PLANNING & PREPAREDNESS FUND 003									
		FD 0036-FRP EXP BUD ALLOC	11	012400	496,369.00	11	012400	11	124034	N	
		** Increase in SL Allocation **			496,369.00						
11	124035	EAST ZONE-SOUTH REGION-TOWER REN									
		FD 0036-FRP EXP BUD ALLOC	11	012400	37,373.00	11	012400	11	124035	N	
		** Increase in SL Allocation **			37,373.00						
11	124036-00002	HUNTSVILLE-SEASONAL WAGES-SOUTH									
		FD 0036-FRP EXP BUD ALLOC	11	012400	3,000.00	11	012400	11	124036-00002	N	
		** Increase in SL Allocation **			3,000.00						
11	124036-00023	JASPER-SEASONAL WAGES-SOUTH									
		FD 0036-FRP EXP BUD ALLOC	11	012400	2,000.00	11	012400	11	124036-00023	N	
		** Increase in SL Allocation **			2,000.00						
11	124036-00026	LIVINGSTON-SEASONAL WAGES-SOUTH									
		FD 0036-FRP EXP BUD ALLOC	11	012400	2,000.00	11	012400	11	124036-00026	N	
		** Increase in SL Allocation **			2,000.00						
11	124036-00027	OLIVE-SEASONAL WAGES-SOUTH									
		FD 0036-FRP EXP BUD ALLOC	11	012400	2,000.00	11	012400	11	124036-00027	N	
		** Increase in SL Allocation **			2,000.00						

Printed on a Xerox 9700 Laser Printing System at the Computing Services Center / Texas A&M University

Form: URGB01 (02/05/85)

CC	Account	Transaction Description	--- Offset --- CC	Account	Amount	-------- Actual Entry --------- ---- From ----- CC	Account	----- To ------ CC	Account	Feed	Mand
11	124036-00030	CONROE-SEASONAL WAGES-SOUTH									
		FD 0036-FRP EXP BUD ALLOC	11	012400	3,000.00	11	012400	11	124036-00030	N	
		** Increase in SL Allocation **			3,000.00						
11	124036-00106	SOUTH REGION ADMIN-SEASONAL WAGE									
		FD 0036-FRP EXP BUD ALLOC	11	012400	4,000.00	11	012400	11	124036-00106	N	
		** Increase in SL Allocation **			4,000.00						
11	124037	SEASONAL WAGES-WEST ZONE-FD 0036									
		FD 0036-FRP EXP BUD ALLOC	11	012400	30,000.00	11	012400	11	124037	N	
		** Increase in SL Allocation **			30,000.00						
11	124038-00000	SEASONAL WAGES-MITI & PREV-FD 00									
		FD 0036-FRP EXP BUD ALLOC	11	012400	20,000.00	11	012400	11	124038-00000	N	
		** Increase in SL Allocation **			20,000.00						
11	124040	EMERGENCY OPERATIONS CTR-FD 0036									
		FD 0036-FRP EXP BUD ALLOC	11	012400	68,301.00	11	012400	11	124040	N	
		** Increase in SL Allocation **			68,301.00						
11	124046	WEST ZONE - INFRASTRUCTURE									
		FD 0036-FRP EXP BUD ALLOC	11	012400	288,500.00	11	012400	11	124046	N	
		** Increase in SL Allocation **			288,500.00						
11	124047	EMERGENCY MEDICAL PERSONNEL									
		FD 0036-FRP EXP BUD ALLOC	11	012400	20,000.00	11	012400	11	124047	N	
		** Increase in SL Allocation **			20,000.00						
11	124055-00008	HENDERSON-SEASONAL WAGES-NORTH									
		FD 0036-FRP EXP BUD ALLOC	11	012400	2,000.00	11	012400	11	124055-00008	N	
		** Increase in SL Allocation **			2,000.00						
11	124055-00010	LONGVIEW-SEASONAL WAGES-NORTH									
		FD 0036-FRP EXP BUD ALLOC	11	012400	4,000.00	11	012400	11	124055-00010	N	
		** Increase in SL Allocation **			4,000.00						
11	124055-00011	GILMER-SEASONAL WAGES-NORTH									
		FD 0036-FRP EXP BUD ALLOC	11	012400	3,000.00	11	012400	11	124055-00011	N	
		** Increase in SL Allocation **			3,000.00						
11	124055-00012	PITTSBURG-SEASONAL WAGES-NORTH									
		FD 0036-FRP EXP BUD ALLOC	11	012400	3,000.00	11	012400	11	124055-00012	N	
		** Increase in SL Allocation **			3,000.00						
11	124055-00013	NEW BOSTON-SEASONAL WAGES-NORTH									
		FD 0036-FRP EXP BUD ALLOC	11	012400	3,000.00	11	012400	11	124055-00013	N	
		** Increase in SL Allocation **			3,000.00						

Printed on a Xerox 9700 Laser Printing System at the Computing Services Center / Texas A&M University

Form: URGB01 (02/05/85)

CC	Account	Transaction Description	Offset CC	Offset Account	Amount	Actual Entry From CC	Actual Entry From Account	Actual Entry To CC	Actual Entry To Account	Feed	Mand
11	124055-00014	LINDEN-SEASONAL WAGES-NORTH									
		FD 0036-FRP EXP BUD ALLOC	11	012400	3,000.00	11	012400	11	124055-00014	N	
		** Increase in SL Allocation **			3,000.00						
11	124055-00016	MARSHALL-SEASONAL WAGES-NORTH									
		FD 0036-FRP EXP BUD ALLOC	11	012400	3,000.00	11	012400	11	124055-00016	N	
		** Increase in SL Allocation **			3,000.00						
11	124055-00017	CARTHAGE-SEASONAL WAGES-NORTH									
		FD 0036-FRP EXP BUD ALLOC	11	012400	3,000.00	11	012400	11	124055-00017	N	
		** Increase in SL Allocation **			3,000.00						
11	124056-00004	CROCKETT-SEASONAL WAGES-CENTRAL									
		FD 0036-FRP EXP BUD ALLOC	11	012400	2,000.00	11	012400	11	124056-00004	N	
		** Increase in SL Allocation **			2,000.00						
11	124056-00006	PALESTINE-SEASONAL WAGES-CENTRAL									
		FD 0036-FRP EXP BUD ALLOC	11	012400	2,000.00	11	012400	11	124056-00006	N	
		** Increase in SL Allocation **			2,000.00						
11	124056-00007	JACKSONVILLE-SEASONAL WAGES-CENT									
		FD 0036-FRP EXP BUD ALLOC	11	012400	2,000.00	11	012400	11	124056-00007	N	
		** Increase in SL Allocation **			2,000.00						
11	124056-00020	NACOGDOCHES-SEASONAL WAGES-CENTR									
		FD 0036-FRP EXP BUD ALLOC	11	012400	2,000.00	11	012400	11	124056-00020	N	
		** Increase in SL Allocation **			2,000.00						
11	124056-00021	SAN AUGUSTINE-SEASONAL WAGES-CNT									
		FD 0036-FRP EXP BUD ALLOC	11	012400	1,000.00	11	012400	11	124056-00021	N	
		** Increase in SL Allocation **			1,000.00						
11	124056-00105	CENTRAL REG ADMIN-SEASONAL WAGES									
		FD 0036-FRP EXP BUD ALLOC	11	012400	1,000.00	11	012400	11	124056-00105	N	
		** Increase in SL Allocation **			1,000.00						
11	124057-00000	ETX OPER-PROGRAM DELIVERY-FD 003									
		FD 0036-FRP EXP BUD ALLOC	11	012400	185,166.00	11	012400	11	124057-00000	N	
		** Increase in SL Allocation **			185,166.00						
11	124058-00008	HENDERSON-EZON-NORTH REGION-FD 0									
		FD 0036-FRP EXP BUD ALLOC	11	012400	114,222.00	11	012400	11	124058-00008	N	
		** Increase in SL Allocation **			114,222.00						
11	124058-00010	LONGVIEW-EZON-NORTH REGION-FD 00									
		FD 0036-FRP EXP BUD ALLOC	11	012400	27,283.00	11	012400	11	124058-00010	N	
		** Increase in SL Allocation **			27,283.00						

Printed on a Xerox 9700 Laser Printing System at the Computing Services Center / Texas A&M University

Form: URGB01 (02/05/85)

CC	Account	Transaction Description	Offset CC	Offset Account	Amount	Actual Entry From CC	Actual Entry From Account	Actual Entry To CC	Actual Entry To Account	Feed	Mand
11	124058-00011	GILMER-EZON-NORTH REGION-FUND 00									
		FD 0036-FRP EXP BUD ALLOC	11	012400	113,344.00	11	012400	11	124058-00011	N	
		** Increase in SL Allocation **			113,344.00						
11	124058-00012	PITTSBURG-EZON-NORTH REG-FUND 00									
		FD 0036-FRP EXP BUD ALLOC	11	012400	140,007.00	11	012400	11	124058-00012	N	
		** Increase in SL Allocation **			140,007.00						
11	124058-00013	NEW BOSTON-EZON-NORTH REG-FUND 0									
		FD 0036-FRP EXP BUD ALLOC	11	012400	185,617.00	11	012400	11	124058-00013	N	
		** Increase in SL Allocation **			185,617.00						
11	124058-00014	LINDEN-EZON-NORTH REGION-FUND 00									
		FD 0036-FRP EXP BUD ALLOC	11	012400	180,911.00	11	012400	11	124058-00014	N	
		** Increase in SL Allocation **			180,911.00						
11	124058-00016	MARSHALL-EZON-NORTH REGION-FD 00									
		FD 0036-FRP EXP BUD ALLOC	11	012400	96,553.00	11	012400	11	124058-00016	N	
		** Increase in SL Allocation **			96,553.00						
11	124058-00017	CARTHAGE-EZON-NORTH REGION-FD 00									
		FD 0036-FRP EXP BUD ALLOC	11	012400	70,750.00	11	012400	11	124058-00017	N	
		** Increase in SL Allocation **			70,750.00						
11	124058-00104	NORTH REGION ADMIN-EZON-FUND 003									
		FD 0036-FRP EXP BUD ALLOC	11	012400	71,871.00	11	012400	11	124058-00104	N	
		** Increase in SL Allocation **			71,871.00						
11	124058-43224	EAST ZONE-NORTH REGION SPB MATCH									
		FD 0036-FRP EXP BUD ALLOC	11	012400	2,926.00	11	012400	11	124058-43224	N	
		** Increase in SL Allocation **			2,926.00						
11	124059-00004	CROCKETT-EZON-CENTRAL REG-FD 003									
		FD 0036-FRP EXP BUD ALLOC	11	012400	92,674.00	11	012400	11	124059-00004	N	
		** Increase in SL Allocation **			92,674.00						
11	124059-00006	PALESTINE-EZONE-CENTRAL REG-FD 0									
		FD 0036-FRP EXP BUD ALLOC	11	012400	119,267.00	11	012400	11	124059-00006	N	
		** Increase in SL Allocation **			119,267.00						
11	124059-00007	JACKSONVILLE-EZON-CNTRL REG-FD 0									
		FD 0036-FRP EXP BUD ALLOC	11	012400	170,588.00	11	012400	11	124059-00007	N	
		** Increase in SL Allocation **			170,588.00						
11	124059-00020	NACOGDOCHES-EZON-CNTRL REG-FD 00									
		FD 0036-FRP EXP BUD ALLOC	11	012400	127,983.00	11	012400	11	124059-00020	N	
		** Increase in SL Allocation **			127,983.00						

Printed on a Xerox 9700 Laser Printing System at the Computing Services Center / Texas A&M University

Form: URGB01 (02/05/85)

CC	Account	Transaction Description	Offset CC	Offset Account	Amount	Actual Entry From CC	Actual Entry From Account	Actual Entry To CC	Actual Entry To Account	Feed	Mand
11	124059-00021	SAN AUGUSTINE-EZON-CNTR REG-FD 0									
		FD 0036-FRP EXP BUD ALLOC	11	012400	89,329.00	11	012400	11	124059-00021	N	
		** Increase in SL Allocation **			89,329.00						
11	124059-00046	HUDSON-EZON-CENTRAL REGION-FD 00									
		FD 0036-FRP EXP BUD ALLOC	11	012400	155,090.00	11	012400	11	124059-00046	N	
		** Increase in SL Allocation **			155,090.00						
11	124059-00105	CENTRAL REGION ADMIN-EZON-FUND 0									
		FD 0036-FRP EXP BUD ALLOC	11	012400	138,259.00	11	012400	11	124059-00105	N	
		** Increase in SL Allocation **			138,259.00						
11	124059-43224	CENTRAL REGION-EZON-SPB MATCH									
		FD 0036-FRP EXP BUD ALLOC	11	012400	26,240.00	11	012400	11	124059-43224	N	
		** Increase in SL Allocation **			26,240.00						
11	124060-00002	HUNTSVILLE-EZON-SOUTH REG-FD 003									
		FD 0036-FRP EXP BUD ALLOC	11	012400	113,099.00	11	012400	11	124060-00002	N	
		** Increase in SL Allocation **			113,099.00						
11	124060-00023	JASPER-EZON-SOUTH REGION-FD 0036									
		FD 0036-FRP EXP BUD ALLOC	11	012400	172,202.00	11	012400	11	124060-00023	N	
		** Increase in SL Allocation **			172,202.00						
11	124060-00026	LIVINGSTON-EZON-SOUTH REG-FD 003									
		FD 0036-FRP EXP BUD ALLOC	11	012400	198,217.00	11	012400	11	124060-00026	N	
		** Increase in SL Allocation **			198,217.00						
11	124060-00027	OLIVE-EZON-SOUTH REGION-FD 0036									
		FD 0036-FRP EXP BUD ALLOC	11	012400	141,723.00	11	012400	11	124060-00027	N	
		** Increase in SL Allocation **			141,723.00						
11	124060-00030	CONROE-EZON-SOUTH REGION-FD 0036									
		FD 0036-FRP EXP BUD ALLOC	11	012400	120,983.00	11	012400	11	124060-00030	N	
		** Increase in SL Allocation **			120,983.00						
11	124060-00106	SOUTH REGION ADMIN-EZON-FUND 003									
		FD 0036-FRP EXP BUD ALLOC	11	012400	89,268.00	11	012400	11	124060-00106	N	
		** Increase in SL Allocation **			89,268.00						
11	124060-43224	EZON-SOUTH SPB MATCH									
		FD 0036-FRP EXP BUD ALLOC	11	012400	18,410.00	11	012400	11	124060-43224	N	
		** Increase in SL Allocation **			18,410.00						
11	124061-00000	RISK ASSESSMENT - FUND 0036									
		FD 0036-FRP EXP BUD ALLOC	11	012400	297,268.00	11	012400	11	124061-00000	N	
		** Increase in SL Allocation **			297,268.00						

Printed on a Xerox 9700 Laser Printing System at the Computing Services Center / Texas A&M University

Form: URGB01 (02/05/85)

CC	Account	Transaction Description	Offset CC	Offset Account	Amount	Actual Entry From CC	Actual Entry From Account	Actual Entry To CC	Actual Entry To Account	Feed	Mand
11	124062-00000	FBA - EAST ZONE - FUND 0036									
		FD 0036-FRP EXP BUD ALLOC	11	012400	230,201.00	11	012400	11	124062-00000	N	
		** Increase in SL Allocation **			230,201.00						
11	124063-00000	FBA - WEST ZONE - FUND 0036									
		FD 0036-FRP EXP BUD ALLOC	11	012400	209,758.00	11	012400	11	124063-00000	N	
		** Increase in SL Allocation **			209,758.00						
11	124064-00000	WEATHER STATIONS - FUND 0036									
		FD 0036-FRP EXP BUD ALLOC	11	012400	182,461.00	11	012400	11	124064-00000	N	
		** Increase in SL Allocation **			182,461.00						
11	124065	EAST ZONE - DETECTION - FUND 003									
		FD 0036-FRP EXP BUD ALLOC	11	012400	125,000.00	11	012400	11	124065	N	
		** Increase in SL Allocation **			125,000.00						
11	124066-00000	EAST ZONE-NORTH REG-INFRASTRUCTU									
		FD 0036-FRP EXP BUD ALLOC	11	012400	56,944.00	11	012400	11	124066-00000	N	
		** Increase in SL Allocation **			56,944.00						
11	124067-00000	EAST ZONE-CENT REG-INFRASTRUCTUR									
		FD 0036-FRP EXP BUD ALLOC	11	012400	19,440.00	11	012400	11	124067-00000	N	
		** Increase in SL Allocation **			19,440.00						
11	124068-00000	EAST ZONE-SOUTH REG-INFRASTRUCTU									
		FD 0036-FRP EXP BUD ALLOC	11	012400	28,863.00	11	012400	11	124068-00000	N	
		** Increase in SL Allocation **			28,863.00						
11	124070-00000	ADMINISTRATION TWPP - FUND 0036									
		FD 0036-FRP EXP BUD ALLOC	11	012400	420,902.00	11	012400	11	124070-00000	N	
		** Increase in SL Allocation **			420,902.00						
11	124071	TX INTERAGENCY COORD CENTER-FD 0									
		FD 0036-FRP EXP BUD ALLOC	11	012400	258,894.00	11	012400	11	124071	N	
		** Increase in SL Allocation **			258,894.00						
11	124072-00055	GRANBURY - N BRANCH TWPP - FD 00									
		FD 0036-FRP EXP BUD ALLOC	11	012400	68,410.00	11	012400	11	124072-00055	N	
		** Increase in SL Allocation **			68,410.00						
11	124072-00056	GREENVILLE - N BRANCH TWPP -FD 0									
		FD 0036-FRP EXP BUD ALLOC	11	012400	57,038.00	11	012400	11	124072-00056	N	
		** Increase in SL Allocation **			57,038.00						
11	124072-00066	MCGREGOR - N BRANCH TWPP - FD 00									
		FD 0036-FRP EXP BUD ALLOC	11	012400	109,003.00	11	012400	11	124072-00066	N	
		** Increase in SL Allocation **			109,003.00						

Printed on a Xerox 9700 Laser Printing System at the Computing Services Center / Texas A&M University

Form: URGB01 (02/05/85)

CC	Account	Transaction Description	Offset CC	Offset Account	Amount	Actual Entry From CC	Actual Entry From Account	Actual Entry To CC	Actual Entry To Account	Feed	Mand
11	124072-00077	KILLEEN - N BRANCH TWPP - FD 003									
		FD 0036-FRP EXP BUD ALLOC	11	012400	43,500.00	11	012400	11	124072-00077	N	
		** Increase in SL Allocation **			43,500.00						
11	124072-00113	ADMIN - N BRANCH TWPP - FUND 003									
		FD 0036-FRP EXP BUD ALLOC	11	012400	120,660.00	11	012400	11	124072-00113	N	
		** Increase in SL Allocation **			120,660.00						
11	124072-00123	TASK FORCE - NB1 - FUND 0036									
		FD 0036-FRP EXP BUD ALLOC	11	012400	210,270.00	11	012400	11	124072-00123	N	
		** Increase in SL Allocation **			210,270.00						
11	124072-00133	TASK FORCE - NB2 - FUND 0036									
		FD 0036-FRP EXP BUD ALLOC	11	012400	358,064.00	11	012400	11	124072-00133	N	
		** Increase in SL Allocation **			358,064.00						
11	124072-00143	TASK FORCE - NB3 - FUND 0036									
		FD 0036-FRP EXP BUD ALLOC	11	012400	76,503.00	11	012400	11	124072-00143	N	
		** Increase in SL Allocation **			76,503.00						
11	124073-00008	HENDERSON - E BRANCH TWPP - FD 0									
		FD 0036-FRP EXP BUD ALLOC	11	012400	57,000.00	11	012400	11	124073-00008	N	
		** Increase in SL Allocation **			57,000.00						
11	124073-00026	LIVINGSTON - E BRANCH TWPP -FD 0									
		FD 0036-FRP EXP BUD ALLOC	11	012400	74,416.00	11	012400	11	124073-00026	N	
		** Increase in SL Allocation **			74,416.00						
11	124073-00080	MT PLEASANT - E BRANCH TWPP-FD 0									
		FD 0036-FRP EXP BUD ALLOC	11	012400	73,842.00	11	012400	11	124073-00080	N	
		** Increase in SL Allocation **			73,842.00						
11	124073-00113	ADMIN - E BRANCH TWPP - FUND 003									
		FD 0036-FRP EXP BUD ALLOC	11	012400	193,240.00	11	012400	11	124073-00113	N	
		** Increase in SL Allocation **			193,240.00						
11	124074-00001	COLLEGE STATION-CENT BRCH TWPP-0									
		FD 0036-FRP EXP BUD ALLOC	11	012400	55,056.00	11	012400	11	124074-00001	N	
		** Increase in SL Allocation **			55,056.00						
11	124074-00031	LA GRANGE - CENT BRANCH TWPP - 0									
		FD 0036-FRP EXP BUD ALLOC	11	012400	67,500.00	11	012400	11	124074-00031	N	
		** Increase in SL Allocation **			67,500.00						
11	124074-00078	VICTORIA - CENT BRANCH TWPP-FD 0									
		FD 0036-FRP EXP BUD ALLOC	11	012400	20,000.00	11	012400	11	124074-00078	N	
		** Increase in SL Allocation **			20,000.00						

Printed on a Xerox 9700 Laser Printing System at the Computing Services Center / Texas A&M University

Form: URGB01 (02/05/85)

CC	Account	Transaction Description	Offset CC	Offset Account	Amount	Actual Entry From CC	Actual Entry From Account	Actual Entry To CC	Actual Entry To Account	Feed	Mand
11	124074-00113	ADMIN - CENT BRANCH TWPP - FD 00									
		FD 0036-FRP EXP BUD ALLOC	11	012400	189,285.00	11	012400	11	124074-00113	N	
		** Increase in SL Allocation **			189,285.00						
11	124074-00123	TASK FORCE - CB1 - FD 0036									
		FD 0036-FRP EXP BUD ALLOC	11	012400	338,936.00	11	012400	11	124074-00123	N	
		** Increase in SL Allocation **			338,936.00						
11	124075-00036	FREDERICKSBURG - S BRANCH TWPP-0									
		FD 0036-FRP EXP BUD ALLOC	11	012400	48,408.00	11	012400	11	124075-00036	N	
		** Increase in SL Allocation **			48,408.00						
11	124075-00072	EDINBURG - S BRANCH TWPP - FD 00									
		FD 0036-FRP EXP BUD ALLOC	11	012400	42,770.00	11	012400	11	124075-00072	N	
		** Increase in SL Allocation **			42,770.00						
11	124075-00076	UVALDE - S BRANCH TWPP - FD 0036									
		FD 0036-FRP EXP BUD ALLOC	11	012400	36,000.00	11	012400	11	124075-00076	N	
		** Increase in SL Allocation **			36,000.00						
11	124075-00081	BEEVILLE - S BRANCH TWPP -FD 003									
		FD 0036-FRP EXP BUD ALLOC	11	012400	41,500.00	11	012400	11	124075-00081	N	
		** Increase in SL Allocation **			41,500.00						
11	124075-00113	ADMIN - S BRANCH TWPP - FUND 003									
		FD 0036-FRP EXP BUD ALLOC	11	012400	70,000.00	11	012400	11	124075-00113	N	
		** Increase in SL Allocation **			70,000.00						
11	124075-00123	TASK FORCE - SB1 - FUND 0036									
		FD 0036-FRP EXP BUD ALLOC	11	012400	203,662.00	11	012400	11	124075-00123	N	
		** Increase in SL Allocation **			203,662.00						
11	124076-00053	FT STOCKTON - W BRANCH TWPP - 0									
		FD 0036-FRP EXP BUD ALLOC	11	012400	61,000.00	11	012400	11	124076-00053	N	
		** Increase in SL Allocation **			61,000.00						
11	124076-00062	ALPINE - W BRANCH TWPP - 0036									
		FD 0036-FRP EXP BUD ALLOC	11	012400	25,000.00	11	012400	11	124076-00062	N	
		** Increase in SL Allocation **			25,000.00						
11	124076-00063	SAN ANGELO - W BRANCH TWPP -FD 0									
		FD 0036-FRP EXP BUD ALLOC	11	012400	99,648.00	11	012400	11	124076-00063	N	
		** Increase in SL Allocation **			99,648.00						
11	124076-00113	ADMIN - W BRANCH TWPP - FUND 003									
		FD 0036-FRP EXP BUD ALLOC	11	012400	163,240.00	11	012400	11	124076-00113	N	
		** Increase in SL Allocation **			163,240.00						

Printed on a Xerox 9700 Laser Printing System at the Computing Services Center / Texas A&M University

Form: URGB01 (02/05/85)

CC	Account	Transaction Description	Offset CC	Offset Account	Amount	Actual Entry From CC	Actual Entry From Account	Actual Entry To CC	Actual Entry To Account	Feed	Mand
11	124076-00123	TASK FORCE - WB1 - FUND 0036									
		FD 0036-FRP EXP BUD ALLOC	11	012400	217,772.00	11	012400	11	124076-00123	N	
		** Increase in SL Allocation **			217,772.00						
11	124077-00034	MERKEL-NW BRANCH-FD 0036									
		FD 0036-FRP EXP BUD ALLOC	11	012400	75,406.00	11	012400	11	124077-00034	N	
		** Increase in SL Allocation **			75,406.00						
11	124077-00074	WICHITA FALLS-NW BRANCH TWPP-003									
		FD 0036-FRP EXP BUD ALLOC	11	012400	39,000.00	11	012400	11	124077-00074	N	
		** Increase in SL Allocation **			39,000.00						
11	124077-00113	ADMIN - NW BRANCH TWPP - FUND 00									
		FD 0036-FRP EXP BUD ALLOC	11	012400	73,240.00	11	012400	11	124077-00113	N	
		** Increase in SL Allocation **			73,240.00						
11	124077-00123	TASK FORCE - NWB1 - FUND 0036									
		FD 0036-FRP EXP BUD ALLOC	11	012400	189,278.00	11	012400	11	124077-00123	N	
		** Increase in SL Allocation **			189,278.00						
11	124078-00030	CONROE - SC BRANCH TWPP - FD 003									
		FD 0036-FRP EXP BUD ALLOC	11	012400	20,000.00	11	012400	11	124078-00030	N	
		** Increase in SL Allocation **			20,000.00						
11	124078-00090	HUMBLE - SC BRANCH TWPP - FD 003									
		FD 0036-FRP EXP BUD ALLOC	11	012400	20,000.00	11	012400	11	124078-00090	N	
		** Increase in SL Allocation **			20,000.00						
11	124078-00113	ADMIN - SC BRANCH TWPP - FUND 00									
		FD 0036-FRP EXP BUD ALLOC	11	012400	65,000.00	11	012400	11	124078-00113	N	
		** Increase in SL Allocation **			65,000.00						
11	124078-00123	TASK FORCE - SCB1 - FUND 0036									
		FD 0036-FRP EXP BUD ALLOC	11	012400	45,000.00	11	012400	11	124078-00123	N	
		** Increase in SL Allocation **			45,000.00						
11	124079-00123	TASK FORCE - FUEL FOR HAULING									
		FD 0036-FRP EXP BUD ALLOC	11	012400	134,500.00	11	012400	11	124079-00123	N	
		** Increase in SL Allocation **			134,500.00						
11	124080	FIRE TRAINING COORD - FUND 0036									
		FD 0036-FRP EXP BUD ALLOC	11	012400	444,474.00	11	012400	11	124080	N	
		** Increase in SL Allocation **			444,474.00						
11	124081	PURCHASING DEPARTMENT									
		FD 0036-ADMIN EXP BUD ALLOC	11	012400	176,598.00	11	012400	11	124081	N	
		** Increase in SL Allocation **			176,598.00						

Printed on a Xerox 9700 Laser Printing System at the Computing Services Center / Texas A&M University

Form: URGB01 (02/05/85)

CC	Account	Transaction Description	Offset CC	Offset Account	Amount	Actual Entry From CC	Actual Entry From Account	Actual Entry To CC	Actual Entry To Account	Feed	Mand
11	124082	AGRILIFE HUMAN RESOURCES									
		FD 0036-ADMIN EXP BUD ALLOC	11	012400	117,125.00	11	012400	11	124082	N	
		** Increase in SL Allocation **			117,125.00						
11	124083	BUDGETS & ACCOUNTING DEPT - FD 0									
		FD 0036-ADMIN EXP BUD ALLOC	11	012400	319,978.00	11	012400	11	124083	N	
		** Increase in SL Allocation **			319,978.00						
11	124085	EMPLOYEE DEVELOPMENT									
		FD 0036-ADMIN EXP BUD ALLOC	11	012400	79,585.00	11	012400	11	124085	N	
		** Increase in SL Allocation **			79,585.00						
11	124086	ENVIRONMENTAL HEALTH & SAFETY									
		FD 0036-ADMIN EXP BUD ALLOC	11	012400	44,375.00	11	012400	11	124086	N	
		** Increase in SL Allocation **			44,375.00						
11	124089	INFRASTRUCTURE SUPP - BRAZOS CO									
		FD 0036-ADMIN EXP BUD ALLOC	11	012400	33,354.00	11	012400	11	124089	N	
		** Increase in SL Allocation **			33,354.00						
11	124091	SYSTEM ASSESSMENTS-FRP FD 0036									
		FD 0036-ADMIN EXP BUD ALLOC	11	012400	346,823.00	11	012400	11	124091	N	
		** Increase in SL Allocation **			346,823.00						
11	124093	DIRECTOR'S OFFICE									
		FD 0036-ADMIN EXP BUD ALLOC	11	012400	203,259.00	11	012400	11	124093	N	
		** Increase in SL Allocation **			203,259.00						
11	124094	FRP COMMUNICATIONS									
		FD 0036-ADMIN EXP BUD ALLOC	11	012400	56,806.00	11	012400	11	124094	N	
		** Increase in SL Allocation **			56,806.00						
11	124097	FINANCE & ADMIN									
		FD 0036-ADMIN EXP BUD ALLOC	11	012400	268,539.00	11	012400	11	124097	N	
		** Increase in SL Allocation **			268,539.00						
11	124099	OVERTIME FUND - EMERGENCY RESPON									
		FD 0036-FRP EXP BUD ALLOC	11	012400	335,223.00	11	012400	11	124099	N	
		** Increase in SL Allocation **			335,223.00						
11	124102	BENEFITS - INSTIT SUPPORT - FD 0									
		FD 0036-BENEFITS EXP BUD ALLOC	11	012400	376,475.00	11	012400	11	124102	N	
		** Increase in SL Allocation **			376,475.00						
11	124103-00000	BENEFITS - PUBLIC SERVICE - FD 0									
		FD 0036-BENEFITS EXP BUD ALLOC	11	012400	3,396,170.00	11	012400	11	124103-00000	N	
		** Increase in SL Allocation **			3,396,170.00						

Printed on a Xerox 9700 Laser Printing System at the Computing Services Center / Texas A&M University

Form: URGB01 (02/05/85)

CC	Account	Transaction Description	--- Offset --- CC	Account	Amount	-------- Actual Entry --------- ---- From ----- CC	Account	----- To ------ CC	Account	Feed	Mand
11	124104	BENEFITS - O&M OF PLANT - FD 003									
		FD 0036-BENEFITS EXP BUD ALLOC	11	012400	16,146.00	11	012400	11	124104	N	
		** Increase in SL Allocation **			16,146.00						
11	124105	BENEFITS-RETIREE - PUB SERV-FD 0									
		FD 0036-BENEFITS EXP BUD ALLOC	11	012400	921,614.00	11	012400	11	124105	N	
		** Increase in SL Allocation **			921,614.00						
11	124120	IR SUPPORT-FRP FD 0036									
		FD 0036-FRP EXP BUD ALLOC	11	012400	303,523.00	11	012400	11	124120	N	
		** Increase in SL Allocation **			303,523.00						
11	124121	MITIGATION OUTREACH - FUND 0036									
		FD 0036-FRP EXP BUD ALLOC	11	012400	100,000.00	11	012400	11	124121	N	
		** Increase in SL Allocation **			100,000.00						
11	124122	SUPERVISOR DEVELOPMENT PROGRAM-F									
		FD 0036-FRP EXP BUD ALLOC	11	012400	5,000.00	11	012400	11	124122	N	
		** Increase in SL Allocation **			5,000.00						
11	124126	OUT OF REGION RESPONSE COST-FD 0									
		FD 0036-FRP EXP BUD ALLOC	11	012400	248,000.00	11	012400	11	124126	N	
		** Increase in SL Allocation **			248,000.00						
11	124127	SOC/DDC TRAVEL-RELATED EXP									
		FD 0036-FRP EXP BUD ALLOC	11	012400	15,000.00	11	012400	11	124127	N	
		** Increase in SL Allocation **			15,000.00						
11	124141	CAPACITY BUILDING DEPT-ADMIN									
		FD 0036-FRP EXP BUD ALLOC	11	012400	20,000.00	11	012400	11	124141	N	
		** Increase in SL Allocation **			20,000.00						
11	124158-00000	EAST ZONE-NORTH REGION-FUEL FD 0									
		FD 0036-FRP EXP BUD ALLOC	11	012400	54,668.00	11	012400	11	124158-00000	N	
		** Increase in SL Allocation **			54,668.00						
11	124159-00000	EAST ZONE-CENTRAL REG-FUEL FD 00									
		FD 0036-FRP EXP BUD ALLOC	11	012400	58,196.00	11	012400	11	124159-00000	N	
		** Increase in SL Allocation **			58,196.00						
11	124160-00000	EAST ZONE-SOUTH REGION-FUEL FD 0									
		FD 0036-FRP EXP BUD ALLOC	11	012400	51,666.00	11	012400	11	124160-00000	N	
		** Increase in SL Allocation **			51,666.00						
11	124165	GEOSPATIAL PROGRAMS - FUND 0036									
		FD 0036-FRP EXP BUD ALLOC	11	012400	358,913.00	11	012400	11	124165	N	
		** Increase in SL Allocation **			358,913.00						

Printed on a Xerox 9700 Laser Printing System at the Computing Services Center / Texas A&M University

Form: URGB01 (02/05/85)

CC	Account	Transaction Description	--- Offset --- CC	Account	Amount	-------- Actual Entry --------- ---- From ----- CC	Account	----- To ------ CC	Account	Feed	Mand
11	124180	NEW EMPLOYEE TRAINING SUPPORT-FD									
		FD 0036-FRP EXP BUD ALLOC	11	012400	120,000.00	11	012400	11	124180	N	
		** Increase in SL Allocation **			120,000.00						
11	124185-00033	WOLFFORTH - P BRANCH TWPP - FD 0									
		FD 0036-FRP EXP BUD ALLOC	11	012400	20,000.00	11	012400	11	124185-00033	N	
		** Increase in SL Allocation **			20,000.00						
11	124185-00058	AMARILLO - P BRANCH TWPP - FD 00									
		FD 0036-FRP EXP BUD ALLOC	11	012400	71,092.00	11	012400	11	124185-00058	N	
		** Increase in SL Allocation **			71,092.00						
11	124185-00060	CHILDRESS - P BRANCH TWPP - FD 0									
		FD 0036-FRP EXP BUD ALLOC	11	012400	56,000.00	11	012400	11	124185-00060	N	
		** Increase in SL Allocation **			56,000.00						
11	124185-00113	ADMIN - P BRANCH TWPP - FUND 003									
		FD 0036-FRP EXP BUD ALLOC	11	012400	140,000.00	11	012400	11	124185-00113	N	
		** Increase in SL Allocation **			140,000.00						
11	124185-00123	TASK FORCE - PB1 - FUND 0036									
		FD 0036-FRP EXP BUD ALLOC	11	012400	75,000.00	11	012400	11	124185-00123	N	
		** Increase in SL Allocation **			75,000.00						
11	124185-00133	TASK FORCE - PB2 - FUND 0036									
		FD 0036-FRP EXP BUD ALLOC	11	012400	75,000.00	11	012400	11	124185-00133	N	
		** Increase in SL Allocation **			75,000.00						
11	124185-00143	TASK FORCE - PB3 - FUND 0036									
		FD 0036-FRP EXP BUD ALLOC	11	012400	75,000.00	11	012400	11	124185-00143	N	
		** Increase in SL Allocation **			75,000.00						
11	124186-00113	ADMIN - SOC TWPP - FUND 0036									
		FD 0036-FRP EXP BUD ALLOC	11	012400	35,000.00	11	012400	11	124186-00113	N	
		** Increase in SL Allocation **			35,000.00						
11	124189-00116	COMMUNICATIONS - LOGISTICS -FD 0									
		FD 0036-FRP EXP BUD ALLOC	11	012400	47,870.00	11	012400	11	124189-00116	N	
		** Increase in SL Allocation **			47,870.00						
11	124197	PROMOTIONS & MARKET ADJ-DIRC/FIA									
		FD 0036-ADMIN EXP BUD ALLOC	11	012400	37,087.00	11	012400	11	124197	N	
		** Increase in SL Allocation **			37,087.00						
11	124198	PROMOTIONS & MARKET ADJ-FRP									
		FD 0036-FRP EXP BUD ALLOC	11	012400	165,375.00	11	012400	11	124198	N	
		** Increase in SL Allocation **			165,375.00						

Printed on a Xerox 9700 Laser Printing System at the Computing Services Center / Texas A&M University

Form: URGB01 (02/05/85)

CC	Account	Transaction Description	--- Offset --- CC	Account	Amount	-------- Actual Entry --------- ---- From ----- CC	Account	----- To ------ CC	Account	Feed	Mand
11	124201	VFD INSURANCE PGM REVENUE - FD 5									
		FD 5066 REV BUD ALLOC	11	012420	1,465,000.00-	11	124201	11	012420	Y	
		** Decrease in SL Allocation **			1,465,000.00-						
11	124223-00000	BENEFITS - PUBLIC SERVICE - FD 5									
		FD 5066-BENEFITS EXP BUD ALLOC	11	012420	12,764.00	11	012420	11	124223-00000	N	
		** Increase in SL Allocation **			12,764.00						
11	124225	BENEFITS-RETIREE - PUB SERV-FD 5									
		FD 5066-BENEFITS EXP BUD ALLOC	11	012420	3,347.00	11	012420	11	124225	N	
		** Increase in SL Allocation **			3,347.00						
11	124241	VFD INSURANCE PGM OPER - FUND 50									
		FD 5066-FRP EXP BUD ALLOC	11	012420	56,641.00	11	012420	11	124241	N	
		** Increase in SL Allocation **			56,641.00						
11	124251-00000	VFD INSURANCE PGM GRANTS - FD 50									
		FD 5066-FRP EXP BUD ALLOC	11	012420	1,392,248.00	11	012420	11	124251-00000	N	
		** Increase in SL Allocation **			1,392,248.00						
11	124301	VFD ASSISTANCE PGM REVENUE -FD 5									
		FD 5064 REV BUD ALLOC	11	012430	23,051,549.00-	11	124301	11	012430	Y	
		** Decrease in SL Allocation **			23,051,549.00-						
11	124311	BUDGETS & ACCOUNTING DEPT - FD 5									
		FD 5064-ADMIN EXP BUD ALLOC	11	012430	103,516.00	11	012430	11	124311	N	
		** Increase in SL Allocation **			103,516.00						
11	124312	EMPLOYEE DEVELOPMENT									
		FD 5064-ADMIN EXP BUD ALLOC	11	012430	35,657.00	11	012430	11	124312	N	
		** Increase in SL Allocation **			35,657.00						
11	124314	PAYROLL & SUPPORT SVC DEPT -FD 5									
		FD 5064-ADMIN EXP BUD ALLOC	11	012430	29,822.00	11	012430	11	124314	N	
		** Increase in SL Allocation **			29,822.00						
11	124317	PURCHASING DEPARTMENT - FUND 506									
		FD 5064-ADMIN EXP BUD ALLOC	11	012430	38,455.00	11	012430	11	124317	N	
		** Increase in SL Allocation **			38,455.00						
11	124322	BENEFITS - INSTIT SUPPORT - FD 5									
		FD 5064-BENEFITS EXP BUD ALLOC	11	012430	69,898.00	11	012430	11	124322	N	
		** Increase in SL Allocation **			69,898.00						
11	124323-00000	BENEFITS - PUBLIC SERVICE - FD 5									
		FD 5064-BENEFITS EXP BUD ALLOC	11	012430	87,652.00	11	012430	11	124323-00000	N	
		** Increase in SL Allocation **			87,652.00						

Printed on a Xerox 9700 Laser Printing System at the Computing Services Center / Texas A&M University

Form: URGB01 (02/05/85)

CC	Account	Transaction Description	--- Offset --- CC	Account	Amount	-------- Actual Entry --------- ---- From ----- CC	Account	----- To ------ CC	Account	Feed	Mand
11	124325	BENEFITS-RETIREE - PUB SERV-FD 5									
		FD 5064-BENEFITS EXP BUD ALLOC	11	012430	43,839.00	11	012430	11	124325	N	
		** Increase in SL Allocation **			43,839.00						
11	124326-00000	BENEFITS-PUB SVC-TWPP - FUND 506									
		FD 5064-BENEFITS EXP BUD ALLOC	11	012430	797,747.00	11	012430	11	124326-00000	N	
		** Increase in SL Allocation **			797,747.00						
11	124327	BENE-RETIREE-PUB SVC-TWPP-FUND 5									
		FD 5064-BENEFITS EXP BUD ALLOC	11	012430	209,196.00	11	012430	11	124327	N	
		** Increase in SL Allocation **			209,196.00						
11	124330	FRP ADMINISTRATION-FUND 5064									
		FD 5064-FRP EXP BUD ALLOC	11	012430	291,495.00	11	012430	11	124330	N	
		** Increase in SL Allocation **			291,495.00						
11	124341	VFD ASSISTANCE PGM OPER - FD 506									
		FD 5064-FRP EXP BUD ALLOC	11	012430	553,661.00	11	012430	11	124341	N	
		** Increase in SL Allocation **			553,661.00						
11	124345	FEDERAL EXCESS PERS PROP -FUND 5									
		FD 5064-FRP EXP BUD ALLOC	11	012430	232,211.00	11	012430	11	124345	N	
		** Increase in SL Allocation **			232,211.00						
11	124351-00000	VFD ASSISTANCE PGM GRANTS - FD 5									
		FD 5064-FRP EXP BUD ALLOC	11	012430	17,276,395.00	11	012430	11	124351-00000	N	
		** Increase in SL Allocation **			17,276,395.00						
11	124370-00000	ADMINISTRATION TWPP - FUND 5064									
		FD 5064-FRP EXP BUD ALLOC	11	012430	296,237.00	11	012430	11	124370-00000	N	
		** Increase in SL Allocation **			296,237.00						
11	124372-00055	GRANBURY - N BRANCH TWPP - FD 50									
		FD 5064-FRP EXP BUD ALLOC	11	012430	25,000.00	11	012430	11	124372-00055	N	
		** Increase in SL Allocation **			25,000.00						
11	124372-00056	GREENVILLE - N BRANCH TWPP -FD 5									
		FD 5064-FRP EXP BUD ALLOC	11	012430	77,380.00	11	012430	11	124372-00056	N	
		** Increase in SL Allocation **			77,380.00						
11	124372-00066	MCGREGOR - N BRANCH TWPP - FD 50									
		FD 5064-FRP EXP BUD ALLOC	11	012430	22,000.00	11	012430	11	124372-00066	N	
		** Increase in SL Allocation **			22,000.00						
11	124372-00077	KILLEEN - N BRANCH TWPP - FUND 5									
		FD 5064-FRP EXP BUD ALLOC	11	012430	20,000.00	11	012430	11	124372-00077	N	
		** Increase in SL Allocation **			20,000.00						

Printed on a Xerox 9700 Laser Printing System at the Computing Services Center / Texas A&M University

Form: URGB01 (02/05/85)

CC	Account	Transaction Description	--- Offset --- CC	Account	Amount	-------- Actual Entry --------- ---- From ----- CC	Account	----- To ------ CC	Account	Feed	Mand
11	124372-00113	ADMIN - N BRANCH TWPP - FUND 506									
		FD 5064-FRP EXP BUD ALLOC	11	012430	118,640.00	11	012430	11	124372-00113	N	
		** Increase in SL Allocation **			118,640.00						
11	124372-00123	TASK FORCE - NB1 - FUND 5064									
		FD 5064-FRP EXP BUD ALLOC	11	012430	109,000.00	11	012430	11	124372-00123	N	
		** Increase in SL Allocation **			109,000.00						
11	124372-00133	TASK FORCE - NB2 - FUND 5064									
		FD 5064-FRP EXP BUD ALLOC	11	012430	75,000.00	11	012430	11	124372-00133	N	
		** Increase in SL Allocation **			75,000.00						
11	124372-00143	TASK FORCE - NB3 - FUND 5064									
		FD 5064-FRP EXP BUD ALLOC	11	012430	25,000.00	11	012430	11	124372-00143	N	
		** Increase in SL Allocation **			25,000.00						
11	124374-00001	COLLEGE STATION-CENT BRCH TWPP-5									
		FD 5064-FRP EXP BUD ALLOC	11	012430	42,720.00	11	012430	11	124374-00001	N	
		** Increase in SL Allocation **			42,720.00						
11	124374-00078	VICTORIA - CENT BRANCH TWPP-FD 5									
		FD 5064-FRP EXP BUD ALLOC	11	012430	38,500.00	11	012430	11	124374-00078	N	
		** Increase in SL Allocation **			38,500.00						
11	124374-00123	TASK FORCE - CB1 - FD 5064									
		FD 5064-FRP EXP BUD ALLOC	11	012430	130,006.00	11	012430	11	124374-00123	N	
		** Increase in SL Allocation **			130,006.00						
11	124375-00036	FREDERICKSBURG - S BRANCH TWPP-5									
		FD 5064-FRP EXP BUD ALLOC	11	012430	20,000.00	11	012430	11	124375-00036	N	
		** Increase in SL Allocation **			20,000.00						
11	124375-00072	EDINBURG - S BRANCH TWPP - FD 50									
		FD 5064-FRP EXP BUD ALLOC	11	012430	20,000.00	11	012430	11	124375-00072	N	
		** Increase in SL Allocation **			20,000.00						
11	124375-00076	UVALDE - S BRANCH TWPP - FUND 50									
		FD 5064-FRP EXP BUD ALLOC	11	012430	20,000.00	11	012430	11	124375-00076	N	
		** Increase in SL Allocation **			20,000.00						
11	124375-00081	BEEVILLE - S BRANCH TWPP -FD 506									
		FD 5064-FRP EXP BUD ALLOC	11	012430	20,000.00	11	012430	11	124375-00081	N	
		** Increase in SL Allocation **			20,000.00						
11	124375-00113	ADMIN - S BRANCH TWPP - FUND 506									
		FD 5064-FRP EXP BUD ALLOC	11	012430	90,000.00	11	012430	11	124375-00113	N	
		** Increase in SL Allocation **			90,000.00						

Printed on a Xerox 9700 Laser Printing System at the Computing Services Center / Texas A&M University

Form: URGB01 (02/05/85)

CC	Account	Transaction Description	Offset CC	Offset Account	Amount	Actual Entry From CC	Actual Entry From Account	Actual Entry To CC	Actual Entry To Account	Feed	Mand
11	124375-00123	TASK FORCE - SB1 - FUND 5064									
		FD 5064-FRP EXP BUD ALLOC	11	012430	120,500.00	11	012430	11	124375-00123	N	
		** Increase in SL Allocation **			120,500.00						
11	124376-00062	ALPINE - W BRANCH TWPP - FUND 50									
		FD 5064-FRP EXP BUD ALLOC	11	012430	50,530.00	11	012430	11	124376-00062	N	
		** Increase in SL Allocation **			50,530.00						
11	124377-00034	MERKEL-NW BRANCH-FD 5064									
		FD 5064-FRP EXP BUD ALLOC	11	012430	25,000.00	11	012430	11	124377-00034	N	
		** Increase in SL Allocation **			25,000.00						
11	124377-00074	WICHITA FALLS-NW BRANCH TWPP-506									
		FD 5064-FRP EXP BUD ALLOC	11	012430	20,000.00	11	012430	11	124377-00074	N	
		** Increase in SL Allocation **			20,000.00						
11	124377-00113	ADMIN - NW BRANCH TWPP - FUND 50									
		FD 5064-FRP EXP BUD ALLOC	11	012430	120,000.00	11	012430	11	124377-00113	N	
		** Increase in SL Allocation **			120,000.00						
11	124377-00123	TASK FORCE - NWB1 - FUND 5064									
		FD 5064-FRP EXP BUD ALLOC	11	012430	223,311.00	11	012430	11	124377-00123	N	
		** Increase in SL Allocation **			223,311.00						
11	124377-00133	TASK FORCE - NWB2 - FUND 5064									
		FD 5064-FRP EXP BUD ALLOC	11	012430	415,090.00	11	012430	11	124377-00133	N	
		** Increase in SL Allocation **			415,090.00						
11	124378-00090	HUMBLE - SC BRANCH TWPP - FD 506									
		FD 5064-FRP EXP BUD ALLOC	11	012430	68,000.00	11	012430	11	124378-00090	N	
		** Increase in SL Allocation **			68,000.00						
11	124380-02019	C.I.P. FY2019 TRANSPORT TRUCK BE									
		FD 5064-FRP EXP BUD ALLOC	11	012430	60,488.00	11	012430	11	124380-02019	N	
		** Increase in SL Allocation **			60,488.00						
11	124385-00033	WOLFFORTH - P BRANCH TWPP - FD 5									
		FD 5064-FRP EXP BUD ALLOC	11	012430	36,000.00	11	012430	11	124385-00033	N	
		** Increase in SL Allocation **			36,000.00						
11	124385-00113	ADMIN - P BRANCH TWPP - FUND 506									
		FD 5064-FRP EXP BUD ALLOC	11	012430	70,578.00	11	012430	11	124385-00113	N	
		** Increase in SL Allocation **			70,578.00						
11	124385-00123	TASK FORCE - PB1 - FUND 5064									
		FD 5064-FRP EXP BUD ALLOC	11	012430	308,508.00	11	012430	11	124385-00123	N	
		** Increase in SL Allocation **			308,508.00						

Printed on a Xerox 9700 Laser Printing System at the Computing Services Center / Texas A&M University

Form: URGB01 (02/05/85)

CC	Account	Transaction Description	Offset CC	Offset Account	Amount	Actual Entry From CC	Actual Entry From Account	Actual Entry To CC	Actual Entry To Account	Feed	Mand
11	124385-00133	TASK FORCE - PB2 - FUND 5064									
		FD 5064-FRP EXP BUD ALLOC	11	012430	243,156.00	11	012430	11	124385-00133	N	
		** Increase in SL Allocation **			243,156.00						
11	124385-00143	TASK FORCE - PB3 - FUND 5064									
		FD 5064-FRP EXP BUD ALLOC	11	012430	253,145.00	11	012430	11	124385-00143	N	
		** Increase in SL Allocation **			253,145.00						
11	124387	LOGISTICS TWPP - FUND 5064									
		FD 5064-FRP EXP BUD ALLOC	11	012430	33,897.00	11	012430	11	124387	N	
		** Increase in SL Allocation **			33,897.00						
11	124389-00116	COMMUNICATIONS - LOGISTICS -FD 5									
		FD 5064-FRP EXP BUD ALLOC	11	012430	84,319.00	11	012430	11	124389-00116	N	
		** Increase in SL Allocation **			84,319.00						
11	124451-00000	TIFMAS GRANT ASSISTANCE PROGRAM									
		TIFMAS GRANT ASSISTANCE PROG	11	012440	1,000,000.00	11	012440	11	124451-00000	N	
		** Increase in SL Allocation **			1,000,000.00						
11	140111	INVESTMENT INCOME									
		LOC-ADMIN REV BUD ALLOC	11	014010	138,400.00-	11	140111	11	014010	Y	
		** Decrease in SL Allocation **			138,400.00-						
11	140123-00000	BENEFITS - PUBLIC SERVICE - LOCA									
		LOC-BENEFITS EXP BUD ALLOC	11	014010	93,521.00	11	014010	11	140123-00000	N	
		** Increase in SL Allocation **			93,521.00						
11	140125	BENEFITS-RETIREE - PUB SERV- LOC									
		LOC-BENEFITS EXP BUD ALLOC	11	014010	25,103.00	11	014010	11	140125	N	
		** Increase in SL Allocation **			25,103.00						
11	140126	BENEFITS - RESEARCH - LOCAL									
		LOC-BENEFITS EXP BUD ALLOC	11	014010	2,209.00	11	014010	11	140126	N	
		** Increase in SL Allocation **			2,209.00						
11	142140	SURPLUS EQUIPMENT SALE									
		LOC-FRP REV BUD ALLOC	11	014214	412,874.00-	11	142140	11	014214	Y	
		** Decrease in SL Allocation **			412,874.00-						
11	142142-00000	FRD EQUIPMENT REPLACEMENT - SURP									
		LOC-FRP EXP BUD ALLOC	11	014214	412,874.00	11	014214	11	142142-00000	N	
		** Increase in SL Allocation **			412,874.00						
11	145252	IR SUPPORT-FRD									
		LOC - FRD EXP BUD ALLOC	11	014520	27,567.00	11	014520	11	145252	N	
		** Increase in SL Allocation **			27,567.00						

Printed on a Xerox 9700 Laser Printing System at the Computing Services Center / Texas A&M University

Form: URGB01 (02/05/85)

CC	Account	Transaction Description	--- Offset --- CC	Account	Amount	-------- Actual Entry --------- ---- From ----- CC	Account	----- To ------ CC	Account	Feed	Mand
11	145310-00140	FAIRCHILD STATE FOREST									
		LOC - FRD TIMBER MGMT REV	11	014530	11,600.00-	11	145310-00140	11	014530	Y	
		** Decrease in SL Allocation **			11,600.00-						
11	145310-00142	KIRBY STATE FOREST									
		LOC - FRD TIMBER MGMT REV	11	014530	31,814.00-	11	145310-00142	11	014530	Y	
		** Decrease in SL Allocation **			31,814.00-						
11	145310-00143	MASTERSON STATE FOREST									
		LOC - FRD TIMBER MGMT REV	11	014530	14,600.00-	11	145310-00143	11	014530	Y	
		** Decrease in SL Allocation **			14,600.00-						
11	145310-00144	SIECKE STATE FOREST									
		LOC - FRD TIMBER MGMT REV	11	014530	33,000.00-	11	145310-00144	11	014530	Y	
		** Decrease in SL Allocation **			33,000.00-						
11	145312-00102	TIMBER MANAGEMENT PROGRAM ADMIN									
		LOC - FRD TIMBER MGMT REV	11	014530	19,896.00-	11	145312-00102	11	014530	N	
		** Decrease in SL Allocation **			19,896.00-						
11	145312-00140	FAIRCHILD STATE FOREST									
		LOC - FRD TIMBER MGMT EXP	11	014530	15,000.00	11	014530	11	145312-00140	N	
		** Increase in SL Allocation **			15,000.00						
11	145312-00141	JONES STATE FOREST									
		LOC - FRD TIMBER MGMT EXP	11	014530	40,770.00	11	014530	11	145312-00141	N	
		** Increase in SL Allocation **			40,770.00						
11	145312-00142	KIRBY STATE FOREST									
		LOC - FRD TIMBER MGMT EXP	11	014530	9,000.00	11	014530	11	145312-00142	N	
		** Increase in SL Allocation **			9,000.00						
11	145312-00143	MASTERSON STATE FOREST									
		LOC - FRD TIMBER MGMT EXP	11	014530	17,890.00	11	014530	11	145312-00143	N	
		** Increase in SL Allocation **			17,890.00						
11	145312-00144	SIECKE STATE FOREST									
		LOC - FRD TIMBER MGMT EXP	11	014530	14,500.00	11	014530	11	145312-00144	N	
		** Increase in SL Allocation **			14,500.00						
11	145312-00145	KEY TRACT									
		LOC - FRD TIMBER MGMT EXP	11	014530	3,250.00	11	014530	11	145312-00145	N	
		** Increase in SL Allocation **			3,250.00						
11	145312-00146	DIMORA TRACT									
		LOC - FRD TIMBER MGMT EXP	11	014530	500.00	11	014530	11	145312-00146	N	
		** Increase in SL Allocation **			500.00						

Printed on a Xerox 9700 Laser Printing System at the Computing Services Center / Texas A&M University

Form: URGB01 (02/05/85)

CC	Account	Transaction Description	--- Offset --- CC	Account	Amount	-------- Actual Entry --------- ---- From ----- CC	Account	----- To ------ CC	Account	Feed	Mand
11	145312-00147	SCHULZE TRACT									
		LOC - FRD TIMBER MGMT EXP	11	014530	10,000.00	11	014530	11	145312-00147	N	
		** Increase in SL Allocation **			10,000.00						
11	146141	CONTRACT LAND MANAGEMENT FEES									
		LOC - FRD REV BUD ALLOC	11	014614	10,000.00-	11	146141	11	014614	Y	
		** Decrease in SL Allocation **			10,000.00-						
11	212001	INDIRECT COST RECOVERY REVENUE									
		IDC REV BUD ALLOC	11	021200	1,102,364.00-	11	212001	11	021200	Y	
		** Decrease in SL Allocation **			1,102,364.00-						
11	212004	UNIFORM ALLOCATION-IDC									
		IDC-ADMIN EXP BUD ALLOC	11	021200	147,063.00	11	021200	11	212004	N	
		** Increase in SL Allocation **			147,063.00						
11	212005	BUDGETS & ACCOUNTING DEPT-IDC									
		IDC-ADMIN EXP BUD ALLOC	11	021200	5,478.00	11	021200	11	212005	N	
		** Increase in SL Allocation **			5,478.00						
11	212006	FINANCE & ADMIN-IDC									
		IDC-ADMIN EXP BUD ALLOC	11	021200	18,986.00	11	021200	11	212006	N	
		** Increase in SL Allocation **			18,986.00						
11	212007	PAYROLL & SUPPORT SERVICES-IDC									
		IDC-ADMIN EXP BUD ALLOC	11	021200	95,531.00	11	021200	11	212007	N	
		** Increase in SL Allocation **			95,531.00						
11	212010	EMPLOYEE DEVELOPMENT-IDC									
		IDC-ADMIN EXP BUD ALLOC	11	021200	46,253.00	11	021200	11	212010	N	
		** Increase in SL Allocation **			46,253.00						
11	212011	GRANT ADMINISTRATION-IDC									
		IDC-ADMIN EXP BUD ALLOC	11	021200	66,103.00	11	021200	11	212011	N	
		** Increase in SL Allocation **			66,103.00						
11	212015	GENERAL PROG SUPPORT-FIN & ADM-I									
		IDC-ADMIN EXP BUD ALLOC	11	021200	5,000.00	11	021200	11	212015	N	
		** Increase in SL Allocation **			5,000.00						
11	212018	PERSONNEL MEETING-IDC									
		IDC-ADMIN EXP BUD ALLOC	11	021200	13,760.00	11	021200	11	212018	N	
		** Increase in SL Allocation **			13,760.00						
11	212021	EMPLOYEE SAFETY AWARDS									
		IDC-ADMIN EXP BUD ALLOC	11	021200	2,000.00	11	021200	11	212021	N	
		** Increase in SL Allocation **			2,000.00						

Printed on a Xerox 9700 Laser Printing System at the Computing Services Center / Texas A&M University

Form: URGB01 (02/05/85)

CC	Account	Transaction Description	--- Offset --- CC	Account	Amount	-------- Actual Entry --------- ---- From ----- CC	Account	----- To ------ CC	Account	Feed	Mand
11	212022	IR SUPPORT-DIRECTOR'S OFFICE-IDC									
		IDC-ADMIN EXP BUD ALLOC	11	021200	6,605.00	11	021200	11	212022	N	
		** Increase in SL Allocation **			6,605.00						
11	212023	IR SUPPORT-FIN & ADMIN-IDC									
		IDC-ADMIN EXP BUD ALLOC	11	021200	55,361.00	11	021200	11	212023	N	
		** Increase in SL Allocation **			55,361.00						
11	212024	TFS SUPPORT STAFF MEETINGS									
		IDC-ADMIN EXP BUD ALLOC	11	021200	2,500.00	11	021200	11	212024	N	
		** Increase in SL Allocation **			2,500.00						
11	212026	HUB PROGRAM - IDC									
		IDC-ADMIN EXP BUD ALLOC	11	021200	5,000.00	11	021200	11	212026	N	
		** Increase in SL Allocation **			5,000.00						
11	212030	PURCHASING DEPARTMENT - IDC									
		IDC-ADMIN EXP BUD ALLOC	11	021200	60,080.00	11	021200	11	212030	N	
		** Increase in SL Allocation **			60,080.00						
11	212031	COMMUNICATIONS - IDC									
		IDC-ADMIN EXP BUD ALLOC	11	021200	21,450.00	11	021200	11	212031	N	
		** Increase in SL Allocation **			21,450.00						
11	212032	ENVIRONMENTAL HEALTH & SAFETY									
		IDC-ADMIN EXP BUD ALLOC	11	021200	10,084.00	11	021200	11	212032	N	
		** Increase in SL Allocation **			10,084.00						
11	212033	AG PROGRAM COSTS									
		IDC-ADMIN EXP BUD ALLOC	11	021200	55,742.00	11	021200	11	212033	N	
		** Increase in SL Allocation **			55,742.00						
11	212037	AGRILIFE HUMAN RESOURCES									
		IDC-ADMIN EXP BUD ALLOC	11	021200	10,609.00	11	021200	11	212037	N	
		** Increase in SL Allocation **			10,609.00						
11	214001	INVESTMENT INCOME									
		LOC-ADMIN REV BUD ALLOC	11	021400	154,727.00-	11	214001	11	021400	Y	
		** Decrease in SL Allocation **			154,727.00-						
11	214002	DIRECTOR'S OFFICE									
		INV INC - ADMIN EXP BUD ALLOC	11	021400	71,725.00	11	021400	11	214002	N	
		** Increase in SL Allocation **			71,725.00						
11	214003	EMPLOYEE AWARDS									
		INV INC - ADMIN EXP BUD ALLOC	11	021400	3,400.00	11	021400	11	214003	N	
		** Increase in SL Allocation **			3,400.00						

Printed on a Xerox 9700 Laser Printing System at the Computing Services Center / Texas A&M University

Form: URGB01 (02/05/85)

CC	Account	Transaction Description	--- Offset --- CC	Account	Amount	-------- Actual Entry --------- ---- From ----- CC	Account	----- To ------ CC	Account	Feed	Mand
11	214004	AG PROGRAM COSTS									
		INV INC - ADMIN EXP BUD ALLOC	11	021400	11,402.00	11	021400	11	214004	N	
		** Increase in SL Allocation **			11,402.00						
11	222003	PLANNING & PREPAREDNESS-IDC									
		IDC-FRP EXP BUD ALLOC	11	022200	15,000.00	11	022200	11	222003	N	
		** Increase in SL Allocation **			15,000.00						
11	222004	CENTRAL INTERSTATE - IDC									
		IDC-FRP EXP BUD ALLOC	11	022200	8,000.00	11	022200	11	222004	N	
		** Increase in SL Allocation **			8,000.00						
11	222005-00000	ETX OPER-PROGRAM DELIVERY-IDC									
		IDC-FRP EXP BUD ALLOC	11	022200	5,500.00	11	022200	11	222005-00000	N	
		** Increase in SL Allocation **			5,500.00						
11	222006	MITI & PREV - IDC									
		IDC-FRP EXP BUD ALLOC	11	022200	6,775.00	11	022200	11	222006	N	
		** Increase in SL Allocation **			6,775.00						
11	222007-00000	EAST ZONE-NORTH REGION-IDC									
		IDC-FRP EXP BUD ALLOC	11	022200	9,500.00	11	022200	11	222007-00000	N	
		** Increase in SL Allocation **			9,500.00						
11	222008-00000	EAST ZONE-CENTRAL REGION-IDC									
		IDC-FRP EXP BUD ALLOC	11	022200	9,500.00	11	022200	11	222008-00000	N	
		** Increase in SL Allocation **			9,500.00						
11	222010-00000	EAST ZONE-SOUTH REGION-IDC									
		IDC-FRP EXP BUD ALLOC	11	022200	7,000.00	11	022200	11	222010-00000	N	
		** Increase in SL Allocation **			7,000.00						
11	222012	FRP ADMINISTRATION-IDC									
		IDC-FRP EXP BUD ALLOC	11	022200	43,756.00	11	022200	11	222012	N	
		** Increase in SL Allocation **			43,756.00						
11	222013	GENERAL PROGRAM SUPPORT-FRP-IDC									
		IDC-FRP EXP BUD ALLOC	11	022200	5,000.00	11	022200	11	222013	N	
		** Increase in SL Allocation **			5,000.00						
11	222015	FRP PROFESSIONAL TRAINING/CERTIF									
		IDC-FRP EXP BUD ALLOC	11	022200	250.00	11	022200	11	222015	N	
		** Increase in SL Allocation **			250.00						
11	222020	FRP MANDATORY DRUG TESTING-IDC									
		IDC-FRP EXP BUD ALLOC	11	022200	7,310.00	11	022200	11	222020	N	
		** Increase in SL Allocation **			7,310.00						

Printed on a Xerox 9700 Laser Printing System at the Computing Services Center / Texas A&M University

Form: URGB01 (02/05/85)

CC	Account	Transaction Description	--- Offset --- CC	Account	Amount	-------- Actual Entry --------- ---- From ----- CC	Account	----- To ------ CC	Account	Feed	Mand
11	222021	LAW ENFORCEMENT-IDC									
		IDC-FRP EXP BUD ALLOC	11	022200	5,000.00	11	022200	11	222021	N	
		** Increase in SL Allocation **			5,000.00						
11	222022	FEPP - IDC									
		IDC-FRP EXP BUD ALLOC	11	022200	9,411.00	11	022200	11	222022	N	
		** Increase in SL Allocation **			9,411.00						
11	222023	TICC - IDC									
		IDC-FRP EXP BUD ALLOC	11	022200	5,000.00	11	022200	11	222023	N	
		** Increase in SL Allocation **			5,000.00						
11	222024	FACILITIES - IDC									
		IDC-FRP EXP BUD ALLOC	11	022200	5,000.00	11	022200	11	222024	N	
		** Increase in SL Allocation **			5,000.00						
11	222031	CAPACITY BUILDING DEPARTMENT-IDC									
		IDC-FRP EXP BUD ALLOC	11	022200	2,000.00	11	022200	11	222031	N	
		** Increase in SL Allocation **			2,000.00						
11	222032	FIAD TRAINING FOR FRP									
		IDC-FRP EXP BUD ALLOC	11	022200	2,500.00	11	022200	11	222032	N	
		** Increase in SL Allocation **			2,500.00						
11	222072-00113	ADMIN - N BRANCH TWPP - IDC									
		IDC-FRP EXP BUD ALLOC	11	022200	2,000.00	11	022200	11	222072-00113	N	
		** Increase in SL Allocation **			2,000.00						
11	222073-00113	ADMIN - E BRANCH TWPP - IDC									
		IDC-FRP EXP BUD ALLOC	11	022200	2,000.00	11	022200	11	222073-00113	N	
		** Increase in SL Allocation **			2,000.00						
11	222074-00113	ADMIN - CENT BRANCH - IDC									
		IDC-FRP EXP BUD ALLOC	11	022200	2,000.00	11	022200	11	222074-00113	N	
		** Increase in SL Allocation **			2,000.00						
11	222075-00113	ADMIN - S BRANCH - IDC									
		IDC-FRP EXP BUD ALLOC	11	022200	2,000.00	11	022200	11	222075-00113	N	
		** Increase in SL Allocation **			2,000.00						
11	222076-00113	ADMIN - W BRANCH - IDC									
		IDC-FRP EXP BUD ALLOC	11	022200	2,000.00	11	022200	11	222076-00113	N	
		** Increase in SL Allocation **			2,000.00						
11	222077-00113	ADMIN - NW BRANCH - IDC									
		IDC-FRP EXP BUD ALLOC	11	022200	2,000.00	11	022200	11	222077-00113	N	
		** Increase in SL Allocation **			2,000.00						

Printed on a Xerox 9700 Laser Printing System at the Computing Services Center / Texas A&M University

Form: URGB01 (02/05/85)

CC	Account	Transaction Description	--- Offset --- CC	Account	Amount	-------- Actual Entry --------- ---- From ----- CC	Account	----- To ------ CC	Account	Feed	Mand
11	222078-00113	ADMIN - SC BRANCH - IDC									
		IDC-FRP EXP BUD ALLOC	11	022200	2,000.00	11	022200	11	222078-00113	N	
		** Increase in SL Allocation **			2,000.00						
11	222080	FIRE TRAINING COORD - IDC									
		IDC-FRP EXP BUD ALLOC	11	022200	5,000.00	11	022200	11	222080	N	
		** Increase in SL Allocation **			5,000.00						
11	222083-00113	ADMIN - RESPONSE OPERATIONS - ID									
		IDC-FRP EXP BUD ALLOC	11	022200	5,000.00	11	022200	11	222083-00113	N	
		** Increase in SL Allocation **			5,000.00						
11	222085-00113	ADMIN - PANHANDLE BRANCH - IDC									
		IDC-FRP EXP BUD ALLOC	11	022200	2,000.00	11	022200	11	222085-00113	N	
		** Increase in SL Allocation **			2,000.00						
11	222086-00113	ADMIN - STATE OPERATIONS CTR - I									
		IDC-FRP EXP BUD ALLOC	11	022200	2,000.00	11	022200	11	222086-00113	N	
		** Increase in SL Allocation **			2,000.00						
11	222126	OUT OF REGION RESPONSE COST-IDC									
		IDC-FRP EXP BUD ALLOC	11	022200	2,000.00	11	022200	11	222126	N	
		** Increase in SL Allocation **			2,000.00						
11	224002	FOREST RESOURCE PROTECTION									
		INV INC - FRP EXP BUD ALLOC	11	022400	2,500.00	11	022400	11	224002	N	
		** Increase in SL Allocation **			2,500.00						
11	232001	FOREST RESOURCE DEVELOPMENT-IDC									
		IDC-FRD EXP BUD ALLOC	11	023200	43,152.00	11	023200	11	232001	N	
		** Increase in SL Allocation **			43,152.00						
11	232013	GENERAL PROGRAM SUPPORT - FRD -									
		IDC-FRD EXP BUD ALLOC	11	023200	7,000.00	11	023200	11	232013	N	
		** Increase in SL Allocation **			7,000.00						
11	232014	FRDSF PROFESSIONAL TRAINING/CERT									
		IDC-FRD EXP BUD ALLOC	11	023200	2,250.00	11	023200	11	232014	N	
		** Increase in SL Allocation **			2,250.00						
11	232017	IR SUPPORT-FRD-IDC									
		IDC-FRD EXP BUD ALLOC	11	023200	225,574.00	11	023200	11	232017	N	
		** Increase in SL Allocation **			225,574.00						
11	232032	FIAD TRAINING FOR FRD									
		IDC-FRD EXP BUD ALLOC	11	023200	2,500.00	11	023200	11	232032	N	
		** Increase in SL Allocation **			2,500.00						

Printed on a Xerox 9700 Laser Printing System at the Computing Services Center / Texas A&M University

Form: URGB01 (02/05/85)

CC	Account	Transaction Description	--- Offset --- CC	Account	Amount	-------- Actual Entry --------- ---- From ----- CC	Account	----- To ------ CC	Account	Feed	Mand
11	232102	SUSTAINABLE FORESTRY-IDC									
		IDC-FRD EXP BUD ALLOC	11	023200	17,781.00	11	023200	11	232102	N	
		** Increase in SL Allocation **			17,781.00						
11	234001	WEST TEXAS NURSERY									
		INV INC - FRD EXP BUD ALLOC	11	023400	63,200.00	11	023400	11	234001	N	
		** Increase in SL Allocation **			63,200.00						
11	234003	FOREST RESOURCE DEVELOPMENT-INV									
		INV INC - FRD EXP BUD ALLOC	11	023400	2,500.00	11	023400	11	234003	N	
		** Increase in SL Allocation **			2,500.00						

Printed on a Xerox 9700 Laser Printing System at the Computing Services Center / Texas A&M University

Form: URGB01 (02/05/85)

Account	Name	Section	Page
100201-	STATE APPROPRIATIONS - FUND 0001	2	1
100203-	OASI BENEFIT APPN - FUND 0001	2	1
100211-	GIP BENEFIT APPN - FUND 0001	2	1
110501-	DIRECTOR'S OFFICE	2	1
110507-	FINANCE & ADMIN	2	1
110511-	BUDGETS & ACCOUNTING DEPT - FD 0001	2	1
110512-	SYSTEM ASSESSMENTS-ADMIN FD 0001	2	1
110514-	INFRASTRUCTURE SUPP - BRAZOS CO	2	1
110515-	TFS HEADQUARTERS BUILDING EXPENSES	2	1
110522-	BENEFITS - INSTIT SUPPORT - FD 0001	2	2
110523-00000	BENEFITS - PUBLIC SERVICE - FD 0001	2	2
110524-	BENEFITS - O&M OF PLANT - FD 0001	2	2
110525-	BENEFITS-RETIREE - PUB SERV-FD 0001	2	2
110526-	BENEFITS - RESEARCH - FD 0001	2	2
110531-	PURCHASING DEPARTMENT	2	2
110552-	COMMUNICATIONS	2	2
110561-	ENVIRONMENTAL HEALTH & SAFETY	2	2
110571-	EMPLOYEE DEVELOPMENT	2	2
112003-	LARGE EQUIPMENT REPAIR - FUND 0001	2	3
112006-	SYSTEM ASSESSMENTS-FRP FD 0001	2	3
112013-	EQUIPMENT PURCHASES TWPP - FD 0001	2	3
112175-00123	TASK FORCE - SB1 - FUND 0001	2	3
112176-00123	TASK FORCE - WB1 - FUND 0001	2	3
112178-00090	HUMBLE - SC BRANCH TWPP - FD 0001	2	3
112178-00123	TASK FORCE - SCB1 - FUND 0001	2	3
112183-	RESPONSE OPERATIONS TWPP -FUND 0001	2	3
112184-00000	MITIGATION PROJ SUPPORT - FUND 0001	2	3
112186-00113	ADMIN - SOC TWPP - FUND 0001	2	4
112187-	LOGISTICS TWPP - FUND 0001	2	4
112188-	RADIO PURCH & REPLACE - FUND 0001	2	4
114111-	FACILITIES	2	4
114112-	FACILITIES - SEASONALS	2	4
115001-00000	FOREST RESOURCE DEVELOPMENT	2	4
115001-43226	FSTDP SPB RESEARCH MATCH FY16	2	4
115002-	FRD COMMUNICATIONS	2	4
115003-	CONSERVATION EDUCATION	2	5
115004-	FOREST RESOURCE DEVELOPMENT	2	5
115005-	SUPERVISOR DEVELOPMENT PROGRAM-FRD	2	5
115006-	SYSTEM ASSESSMENTS-FRD FD 0001	2	5
115031-	PINE TREE IMPROVEMENT	2	5
115032-	HARDWOOD TREE IMPROVEMENT	2	5
115033-	MAGNOLIA SPRINGS SEED ORCHARD	2	5
115042-00000	WEST TEXAS TECHNICAL ASSISTANCE	2	5
115081-00102	EAST TEXAS ADMIN-RESOURCE DEVELOP	2	6
115082-00008	HENDERSON - RSDV - NORTH	2	6
115082-00010	LONGVIEW - RSDV - NORTH	2	6
115082-00011	GILMER - RSDV - NORTH	2	6
115082-00012	PITTSBURG - RSDV - NORTH	2	6
115082-00013	NEW BOSTON - RSDV - NORTH	2	6
115082-00014	LINDEN - RSDV - NORTH	2	6
115082-00016	MARSHALL - RSDV - NORTH	2	6

Printed on a Xerox 9700 Laser Printing System at the Computing Services Center / Texas A&M University

Form: URGB01 (02/05/85)

Account	Name	Section	Page
115082-00017	CARTHAGE - RSDV - NORTH	2	7
115082-00104	NORTH REGION ADMIN - EAST ZONE	2	7
115083-00004	CROCKETT - RSDV - CENTRAL	2	7
115083-00006	PALESTINE - RSDV - CENTRAL	2	7
115083-00007	JACKSONVILLE - RSDV - CENTRAL	2	7
115083-00020	NACOGDOCHES - RSDV - CENTRAL	2	7
115083-00021	SAN AUGUSTINE - RSDV - CENTRAL	2	7
115083-00046	HUDSON - RSDV - CENTRAL	2	7
115083-00105	CENTRAL REGION ADMIN - EAST ZONE	2	8
115083-46296	RD-CNTRL LONGLEAF RIDGE STW FY16	2	8
115084-00002	HUNTSVILLE - RSDV - SOUTH	2	8
115084-00023	JASPER - RSDV - SOUTH	2	8
115084-00026	LIVINGSTON - RSDV - SOUTH	2	8
115084-00027	OLIVE - RSDV - SOUTH	2	8
115084-00030	CONROE - RSDV - SOUTH	2	8
115084-00106	SOUTH REGION ADMIN - EAST ZONE	2	8
115084-43416	RES DEV SOUTH-BIG THICKET MATCH '16	2	9
115084-46296	RD-SOUTH LONGLEAF RIDGE MATCH FY16	2	9
115115-	SUSTAINABLE FORESTRY	2	9
115121-00000	PEST CONTROL	2	9
115122-	SOUTHERN PINE BEETLE PROGRAM	2	9
115131-00000	FOREST HEALTH PROGRAM	2	9
115132-00000	FHM OFF-PLOT DETECTION	2	9
115132-43226	FSTDP SPB RESEARCH MATCH FY16	2	9
115141-	OAK WILT PROGRAM	2	9
115161-00000	WATER RESOURCES	2	10
115161-13539	WATER RESOURCES PROJECT FY19 MATCH	2	10
115161-43300	SRS-TX & OK MID-SO FRST ASMT MATCH	2	10
115161-43519	RIPARIAN PROJECT FY19-MATCH	2	10
115161-46296	NFWF FY16 LONGLEAF RIDGE MATCH	2	10
115171-00000	FOREST STEWARDSHIP - FUND 0001	2	10
115171-43250	FS - FOREST LEGACY MATCH	2	10
115171-46296	FS - LONGLEAF RIDGE MATCH FY16	2	10
115182-00000	RESOURCE DVLP-FUEL-NORTH	2	10
115184-00000	RESOURCE DVLP-FUEL-SOUTH	2	11
115191-00000	URBAN FORESTRY	2	11
115222-00000	ECONOMIC DEVELOPMENT PROGRAM	2	11
115231-00000	FOREST INVENTORY - FUND 0001	2	11
115231-46600	NRS FIA MATCH	2	11
115907-	PROMOTIONS & MARKET ADJ-FRD	2	11
116014-00000	INFRASTRUCTURE SUPPORT-NORTH	2	11
116015-00000	INFRASTRUCTURE SUPPORT-CENTRAL	2	11
116016-00000	INFRASTRUCTURE SUPPORT-SOUTH	2	11
116017-	WEST TEXAS NURSERY-INFRAST SPPT	2	12
116019-	OAK WILT-INFRASTRUCTURE SUPPORT	2	12
116020-	FSTW-INFRASTRUCTURE SUPPORT	2	12
116022-	URBAN-INFRASTRUCTURE SUPPORT	2	12
116023-	WATER RESOURCE PROG-INFRASTRUCTURE	2	12
116024-	FINV-INFRASTRUCTURE SUPPORT	2	12
124001-	REVENUE - FUND 0036	2	12
124002-	GIP BENEFIT APPN - FUND 0036	2	12

Printed on a Xerox 9700 Laser Printing System at the Computing Services Center / Texas A&M University

Form: URGB01 (02/05/85)

Account	Name	Section	Page
124003-	OASI/TRS/ORP TRANSFER - FUND 0036	2	12
124009-	PAYROLL & SUPPORT SERVICES DEPT	2	13
124010-	FRP ADMINISTRATION-FUND 0036	2	13
124012-00000	LAW ENFORCEMENT-FUND 0036	2	13
124013-	LAW ENFORCEMENT-INFRASTRUCTURE	2	13
124014-00000	CAPACITY BUILDING DEPARTMENT	2	13
124015-	FEDERAL EXCESS PERS PROP -FUND 0036	2	13
124017-	CPBD OPERATIONS - INFRASTRUCTURE	2	13
124018-	FOREST RESOURCE DEVELOPMENT	2	13
124019-	LUKIN COMPOUND - INFRASTRUCTURE	2	14
124020-00000	TWPP MITIGATION & PREVENTION-ADMIN	2	14
124023-	REMOTE SATELLITE SUPPORT - FD 0036	2	14
124024-00000	MITIGATION & PREVENTION - FD 0036	2	14
124025-00000	MITIGATION & PREVENTION-INFRASTRUCT	2	14
124026-	ASSESSMENT-INFRASTRUCTURE	2	14
124028-	FACILITIES	2	14
124029-00014	LINDEN SHOP	2	14
124029-00024	WOODVILLE SHOP	2	15
124029-00030	CONROE SHOP	2	15
124029-00046	HUDSON SHOP	2	15
124030-	EMERGENCY DISPATCH	2	15
124031-	TICC - INFRASTRUCTURE	2	15
124032-	SEASONAL WAGES - FUND 0036	2	15
124033-	EQUIPMENT PURCHASES TWPP - FD 0036	2	15
124034-	PLANNING & PREPAREDNESS FUND 0036	2	15
124035-	EAST ZONE-SOUTH REGION-TOWER RENTAL	2	16
124036-00002	HUNTSVILLE-SEASONAL WAGES-SOUTH	2	16
124036-00023	JASPER-SEASONAL WAGES-SOUTH	2	16
124036-00026	LIVINGSTON-SEASONAL WAGES-SOUTH	2	16
124036-00027	OLIVE-SEASONAL WAGES-SOUTH	2	16
124036-00030	CONROE-SEASONAL WAGES-SOUTH	2	16
124036-00106	SOUTH REGION ADMIN-SEASONAL WAGES	2	16
124037-	SEASONAL WAGES-WEST ZONE-FD 0036	2	16
124038-00000	SEASONAL WAGES-MITI & PREV-FD 0036	2	16
124040-	EMERGENCY OPERATIONS CTR-FD 0036	2	16
124046-	WEST ZONE - INFRASTRUCTURE	2	17
124047-	EMERGENCY MEDICAL PERSONNEL	2	17
124055-00008	HENDERSON-SEASONAL WAGES-NORTH	2	17
124055-00010	LONGVIEW-SEASONAL WAGES-NORTH	2	17
124055-00011	GILMER-SEASONAL WAGES-NORTH	2	17
124055-00012	PITTSBURG-SEASONAL WAGES-NORTH	2	17
124055-00013	NEW BOSTON-SEASONAL WAGES-NORTH	2	17
124055-00014	LINDEN-SEASONAL WAGES-NORTH	2	17
124055-00016	MARSHALL-SEASONAL WAGES-NORTH	2	17
124055-00017	CARTHAGE-SEASONAL WAGES-NORTH	2	18
124056-00004	CROCKETT-SEASONAL WAGES-CENTRAL	2	18
124056-00006	PALESTINE-SEASONAL WAGES-CENTRAL	2	18
124056-00007	JACKSONVILLE-SEASONAL WAGES-CENTRAL	2	18
124056-00020	NACOGDOCHES-SEASONAL WAGES-CENTRAL	2	18
124056-00021	SAN AUGUSTINE-SEASONAL WAGES-CNTR	2	18
124056-00105	CENTRAL REG ADMIN-SEASONAL WAGES	2	18

Printed on a Xerox 9700 Laser Printing System at the Computing Services Center / Texas A&M University

Form: URGB01 (02/05/85)

Account	Name	Section	Page
124057-00000	ETX OPER-PROGRAM DELIVERY-FD 0036	2	18
124058-00008	HENDERSON-EZON-NORTH REGION-FD 0036	2	18
124058-00010	LONGVIEW-EZON-NORTH REGION-FD 0036	2	19
124058-00011	GILMER-EZON-NORTH REGION-FUND 0036	2	19
124058-00012	PITTSBURG-EZON-NORTH REG-FUND 0036	2	19
124058-00013	NEW BOSTON-EZON-NORTH REG-FUND 0036	2	19
124058-00014	LINDEN-EZON-NORTH REGION-FUND 0036	2	19
124058-00016	MARSHALL-EZON-NORTH REGION-FD 0036	2	19
124058-00017	CARTHAGE-EZON-NORTH REGION-FD 0036	2	19
124058-00104	NORTH REGION ADMIN-EZON-FUND 0036	2	19
124058-43224	EAST ZONE-NORTH REGION SPB MATCH	2	20
124059-00004	CROCKETT-EZON-CENTRAL REG-FD 0036	2	20
124059-00006	PALESTINE-EZONE-CENTRAL REG-FD 0036	2	20
124059-00007	JACKSONVILLE-EZON-CNTRL REG-FD 0036	2	20
124059-00020	NACOGDOCHES-EZON-CNTRL REG-FD 0036	2	20
124059-00021	SAN AUGUSTINE-EZON-CNTR REG-FD 0036	2	20
124059-00046	HUDSON-EZON-CENTRAL REGION-FD 0036	2	20
124059-00105	CENTRAL REGION ADMIN-EZON-FUND 0036	2	20
124059-43224	CENTRAL REGION-EZON-SPB MATCH	2	21
124060-00002	HUNTSVILLE-EZON-SOUTH REG-FD 0036	2	21
124060-00023	JASPER-EZON-SOUTH REGION-FD 0036	2	21
124060-00026	LIVINGSTON-EZON-SOUTH REG-FD 0036	2	21
124060-00027	OLIVE-EZON-SOUTH REGION-FD 0036	2	21
124060-00030	CONROE-EZON-SOUTH REGION-FD 0036	2	21
124060-00106	SOUTH REGION ADMIN-EZON-FUND 0036	2	21
124060-43224	EZON-SOUTH SPB MATCH	2	21
124061-00000	RISK ASSESSMENT - FUND 0036	2	22
124062-00000	FBA - EAST ZONE - FUND 0036	2	22
124063-00000	FBA - WEST ZONE - FUND 0036	2	22
124064-00000	WEATHER STATIONS - FUND 0036	2	22
124065-	EAST ZONE - DETECTION - FUND 0036	2	22
124066-00000	EAST ZONE-NORTH REG-INFRASTRUCTURE	2	22
124067-00000	EAST ZONE-CENT REG-INFRASTRUCTURE	2	22
124068-00000	EAST ZONE-SOUTH REG-INFRASTRUCTURE	2	22
124070-00000	ADMINISTRATION TWPP - FUND 0036	2	23
124071-	TX INTERAGENCY COORD CENTER-FD 0036	2	23
124072-00055	GRANBURY - N BRANCH TWPP - FD 0036	2	23
124072-00056	GREENVILLE - N BRANCH TWPP -FD 0036	2	23
124072-00066	MCGREGOR - N BRANCH TWPP - FD 0036	2	23
124072-00077	KILLEEN - N BRANCH TWPP - FD 0036	2	23
124072-00113	ADMIN - N BRANCH TWPP - FUND 0036	2	23
124072-00123	TASK FORCE - NB1 - FUND 0036	2	23
124072-00133	TASK FORCE - NB2 - FUND 0036	2	23
124072-00143	TASK FORCE - NB3 - FUND 0036	2	24
124073-00008	HENDERSON - E BRANCH TWPP - FD 0036	2	24
124073-00026	LIVINGSTON - E BRANCH TWPP -FD 0036	2	24
124073-00080	MT PLEASANT - E BRANCH TWPP-FD 0036	2	24
124073-00113	ADMIN - E BRANCH TWPP - FUND 0036	2	24
124074-00001	COLLEGE STATION-CENT BRCH TWPP-0036	2	24
124074-00031	LA GRANGE - CENT BRANCH TWPP - 0036	2	24
124074-00078	VICTORIA - CENT BRANCH TWPP-FD 0036	2	24

Printed on a Xerox 9700 Laser Printing System at the Computing Services Center / Texas A&M University

Form: URGB01 (02/05/85)

Account	Name	Section	Page
124074-00113	ADMIN - CENT BRANCH TWPP - FD 0036	2	25
124074-00123	TASK FORCE - CB1 - FD 0036	2	25
124075-00036	FREDERICKSBURG - S BRANCH TWPP-0036	2	25
124075-00072	EDINBURG - S BRANCH TWPP - FD 0036	2	25
124075-00076	UVALDE - S BRANCH TWPP - FD 0036	2	25
124075-00081	BEEVILLE - S BRANCH TWPP -FD 0036	2	25
124075-00113	ADMIN - S BRANCH TWPP - FUND 0036	2	25
124075-00123	TASK FORCE - SB1 - FUND 0036	2	25
124076-00053	FT STOCKTON - W BRANCH TWPP - 0036	2	25
124076-00062	ALPINE - W BRANCH TWPP - 0036	2	26
124076-00063	SAN ANGELO - W BRANCH TWPP -FD 0036	2	26
124076-00113	ADMIN - W BRANCH TWPP - FUND 0036	2	26
124076-00123	TASK FORCE - WB1 - FUND 0036	2	26
124077-00034	MERKEL-NW BRANCH-FD 0036	2	26
124077-00074	WICHITA FALLS-NW BRANCH TWPP-0036	2	26
124077-00113	ADMIN - NW BRANCH TWPP - FUND 0036	2	26
124077-00123	TASK FORCE - NWB1 - FUND 0036	2	26
124078-00030	CONROE - SC BRANCH TWPP - FD 0036	2	27
124078-00090	HUMBLE - SC BRANCH TWPP - FD 0036	2	27
124078-00113	ADMIN - SC BRANCH TWPP - FUND 0036	2	27
124078-00123	TASK FORCE - SCB1 - FUND 0036	2	27
124079-00123	TASK FORCE - FUEL FOR HAULING	2	27
124080-	FIRE TRAINING COORD - FUND 0036	2	27
124081-	PURCHASING DEPARTMENT	2	27
124082-	AGRILIFE HUMAN RESOURCES	2	27
124083-	BUDGETS & ACCOUNTING DEPT - FD 0036	2	27
124085-	EMPLOYEE DEVELOPMENT	2	28
124086-	ENVIRONMENTAL HEALTH & SAFETY	2	28
124089-	INFRASTRUCTURE SUPP - BRAZOS CO	2	28
124091-	SYSTEM ASSESSMENTS-FRP FD 0036	2	28
124093-	DIRECTOR'S OFFICE	2	28
124094-	FRP COMMUNICATIONS	2	28
124097-	FINANCE & ADMIN	2	28
124099-	OVERTIME FUND - EMERGENCY RESPONSE	2	28
124102-	BENEFITS - INSTIT SUPPORT - FD 0036	2	28
124103-00000	BENEFITS - PUBLIC SERVICE - FD 0036	2	29
124104-	BENEFITS - O&M OF PLANT - FD 0036	2	29
124105-	BENEFITS-RETIREE - PUB SERV-FD 0036	2	29
124120-	IR SUPPORT-FRP FD 0036	2	29
124121-	MITIGATION OUTREACH - FUND 0036	2	29
124122-	SUPERVISOR DEVELOPMENT PROGRAM-FRP	2	29
124126-	OUT OF REGION RESPONSE COST-FD 0036	2	29
124127-	SOC/DDC TRAVEL-RELATED EXP	2	29
124141-	CAPACITY BUILDING DEPT-ADMIN	2	29
124158-00000	EAST ZONE-NORTH REGION-FUEL FD 0036	2	30
124159-00000	EAST ZONE-CENTRAL REG-FUEL FD 0036	2	30
124160-00000	EAST ZONE-SOUTH REGION-FUEL FD 0036	2	30
124165-	GEOSPATIAL PROGRAMS - FUND 0036	2	30
124180-	NEW EMPLOYEE TRAINING SUPPORT-FD 36	2	30
124185-00033	WOLFFORTH - P BRANCH TWPP - FD 0036	2	30
124185-00058	AMARILLO - P BRANCH TWPP - FD 0036	2	30

Printed on a Xerox 9700 Laser Printing System at the Computing Services Center / Texas A&M University

Form: URGB01 (02/05/85)

Account	Name	Section	Page
124185-00060	CHILDRESS - P BRANCH TWPP - FD 0036	2	30
124185-00113	ADMIN - P BRANCH TWPP - FUND 0036	2	31
124185-00123	TASK FORCE - PB1 - FUND 0036	2	31
124185-00133	TASK FORCE - PB2 - FUND 0036	2	31
124185-00143	TASK FORCE - PB3 - FUND 0036	2	31
124186-00113	ADMIN - SOC TWPP - FUND 0036	2	31
124189-00116	COMMUNICATIONS - LOGISTICS -FD 0036	2	31
124197-	PROMOTIONS & MARKET ADJ-DIRC/FIAD	2	31
124198-	PROMOTIONS & MARKET ADJ-FRP	2	31
124201-	VFD INSURANCE PGM REVENUE - FD 5066	2	31
124223-00000	BENEFITS - PUBLIC SERVICE - FD 5066	2	32
124225-	BENEFITS-RETIREE - PUB SERV-FD 5066	2	32
124241-	VFD INSURANCE PGM OPER - FUND 5066	2	32
124251-00000	VFD INSURANCE PGM GRANTS - FD 5066	2	32
124301-	VFD ASSISTANCE PGM REVENUE -FD 5064	2	32
124311-	BUDGETS & ACCOUNTING DEPT - FD 5064	2	32
124312-	EMPLOYEE DEVELOPMENT	2	32
124314-	PAYROLL & SUPPORT SVC DEPT -FD 5064	2	32
124317-	PURCHASING DEPARTMENT - FUND 5064	2	32
124322-	BENEFITS - INSTIT SUPPORT - FD 5064	2	33
124323-00000	BENEFITS - PUBLIC SERVICE - FD 5064	2	33
124325-	BENEFITS-RETIREE - PUB SERV-FD 5064	2	33
124326-00000	BENEFITS-PUB SVC-TWPP - FUND 5064	2	33
124327-	BENE-RETIREE-PUB SVC-TWPP-FUND 5064	2	33
124330-	FRP ADMINISTRATION-FUND 5064	2	33
124341-	VFD ASSISTANCE PGM OPER - FD 5064	2	33
124345-	FEDERAL EXCESS PERS PROP -FUND 5064	2	33
124351-00000	VFD ASSISTANCE PGM GRANTS - FD 5064	2	33
124370-00000	ADMINISTRATION TWPP - FUND 5064	2	34
124372-00055	GRANBURY - N BRANCH TWPP - FD 5064	2	34
124372-00056	GREENVILLE - N BRANCH TWPP -FD 5064	2	34
124372-00066	MCGREGOR - N BRANCH TWPP - FD 5064	2	34
124372-00077	KILLEEN - N BRANCH TWPP - FUND 5064	2	34
124372-00113	ADMIN - N BRANCH TWPP - FUND 5064	2	34
124372-00123	TASK FORCE - NB1 - FUND 5064	2	34
124372-00133	TASK FORCE - NB2 - FUND 5064	2	34
124372-00143	TASK FORCE - NB3 - FUND 5064	2	35
124374-00001	COLLEGE STATION-CENT BRCH TWPP-5064	2	35
124374-00078	VICTORIA - CENT BRANCH TWPP-FD 5064	2	35
124374-00123	TASK FORCE - CB1 - FD 5064	2	35
124375-00036	FREDERICKSBURG - S BRANCH TWPP-5064	2	35
124375-00072	EDINBURG - S BRANCH TWPP - FD 5064	2	35
124375-00076	UVALDE - S BRANCH TWPP - FUND 5064	2	35
124375-00081	BEEVILLE - S BRANCH TWPP -FD 5064	2	35
124375-00113	ADMIN - S BRANCH TWPP - FUND 5064	2	35
124375-00123	TASK FORCE - SB1 - FUND 5064	2	36
124376-00062	ALPINE - W BRANCH TWPP - FUND 5064	2	36
124377-00034	MERKEL-NW BRANCH-FD 5064	2	36
124377-00074	WICHITA FALLS-NW BRANCH TWPP-5064	2	36
124377-00113	ADMIN - NW BRANCH TWPP - FUND 5064	2	36
124377-00123	TASK FORCE - NWB1 - FUND 5064	2	36

Printed on a Xerox 9700 Laser Printing System at the Computing Services Center / Texas A&M University

Form: URGB01 (02/05/85)

Account	Name	Section	Page
124377-00133	TASK FORCE - NWB2 - FUND 5064	2	36
124378-00090	HUMBLE - SC BRANCH TWPP - FD 5064	2	36
124380-02019	C.I.P. FY2019 TRANSPORT TRUCK BEDS	2	37
124385-00033	WOLFFORTH - P BRANCH TWPP - FD 5064	2	37
124385-00113	ADMIN - P BRANCH TWPP - FUND 5064	2	37
124385-00123	TASK FORCE - PB1 - FUND 5064	2	37
124385-00133	TASK FORCE - PB2 - FUND 5064	2	37
124385-00143	TASK FORCE - PB3 - FUND 5064	2	37
124387-	LOGISTICS TWPP - FUND 5064	2	37
124389-00116	COMMUNICATIONS - LOGISTICS -FD 5064	2	37
124451-00000	TIFMAS GRANT ASSISTANCE PROGRAM	2	37
125010-	URBAN FORESTRY LICENSE PLATES	2	38
132108-	STATE FIRE ASSISTANCE GRANT FY18	2	38
132307-	COMMUNITY FIRE PROTECTION FY17	2	38
134108-	VOLUNTEER FIRE ASST GRANT FY18	2	38
134307-	COMMUNITY FIRE PROTECTION C/S FY17	2	38
135107-00000	FOREST HEALTH GRANT FY17	2	38
135108-	FOREST HEALTH GRANT FY18	2	39
135117-	FHM OFF-PLOT DETECTION GRANT FY17	2	39
135118-	FHM OFF-PLOT DETECTION GRANT FY18	2	39
135309-	WATER RESOURCES PROJECT GRANT FY19	2	39
135607-00000	URBAN FORESTRY GRANT FY17	2	39
135608-00000	URBAN FORESTRY GRANT FY18	2	40
135708-00000	FOREST INVENTORY & ANALYSIS FY18	2	40
135709-00000	FOREST INVENTORY & ANALYSIS FY19	2	40
135717-00000	FIA-SUPPLEMENTAL FY17	2	40
135727-	FIA-SUPPLEMENT FY17 (PREFUND FY18)	2	40
135807-00000	FOREST STEWARDSHIP GRANT FY17	2	41
135808-00000	FOREST STEWARDSHIP GRANT FY18	2	41
135817-00000	RESOURCE DEVELOPMENT GRANT FY17	2	41
135828-00000	RSDV EAST TEXAS GRANT FY18	2	41
135858-	FSTW GRANT-FY18 CONSERVATION EDU	2	41
135868-00000	FSTW GRT FY18-EAST TX FUEL-NORTH	2	42
135878-00000	FSTW GRT FY18-EAST TX FUEL-CENTRAL	2	42
135888-00000	FSTW GRT FY18-EAST TX FUEL-SOUTH	2	42
140111-	INVESTMENT INCOME	2	42
140123-00000	BENEFITS - PUBLIC SERVICE - LOCAL	2	42
140125-	BENEFITS-RETIREE - PUB SERV- LOCAL	2	42
140126-	BENEFITS - RESEARCH - LOCAL	2	42
142140-	SURPLUS EQUIPMENT SALE	2	43
142142-00000	FRD EQUIPMENT REPLACEMENT - SURPLUS	2	43
145230-	FOREST ECONOMICS & TAXATION	2	43
145252-	IR SUPPORT-FRD	2	43
145310-00140	FAIRCHILD STATE FOREST	2	43
145310-00142	KIRBY STATE FOREST	2	43
145310-00143	MASTERSON STATE FOREST	2	43
145310-00144	SIECKE STATE FOREST	2	43
145312-00102	TIMBER MANAGEMENT PROGRAM ADMIN	2	44
145312-00140	FAIRCHILD STATE FOREST	2	44
145312-00141	JONES STATE FOREST	2	44
145312-00142	KIRBY STATE FOREST	2	44

Printed on a Xerox 9700 Laser Printing System at the Computing Services Center / Texas A&M University

Form: URGB01 (02/05/85)

Account	Name	Section	Page
145312-00143	MASTERSON STATE FOREST	2	44
145312-00144	SIECKE STATE FOREST	2	44
145312-00145	KEY TRACT	2	44
145312-00146	DIMORA TRACT	2	44
145312-00147	SCHULZE TRACT	2	44
146120-00000	WEST TEXAS NURSERY	2	45
146141-	CONTRACT LAND MANAGEMENT FEES	2	45
189002-	BENEFITS - INSTIT SUPP -PD BY STATE	2	45
189003-00000	BENEFITS - PUBLIC SERV -PD BY STATE	2	45
189004-	BENEFITS - O&M OF PLANT-PD BY STATE	2	45
189006-	BENEFITS - RESEARCH - PD BY STATE	2	45
212001-	INDIRECT COST RECOVERY REVENUE	3	1
212004-	UNIFORM ALLOCATION-IDC	3	1
212005-	BUDGETS & ACCOUNTING DEPT-IDC	3	1
212006-	FINANCE & ADMIN-IDC	3	1
212007-	PAYROLL & SUPPORT SERVICES-IDC	3	1
212010-	EMPLOYEE DEVELOPMENT-IDC	3	1
212011-	GRANT ADMINISTRATION-IDC	3	1
212015-	GENERAL PROG SUPPORT-FIN & ADM-IDC	3	1
212018-	PERSONNEL MEETING-IDC	3	1
212021-	EMPLOYEE SAFETY AWARDS	3	2
212022-	IR SUPPORT-DIRECTOR'S OFFICE-IDC	3	2
212023-	IR SUPPORT-FIN & ADMIN-IDC	3	2
212024-	TFS SUPPORT STAFF MEETINGS	3	2
212026-	HUB PROGRAM - IDC	3	2
212030-	PURCHASING DEPARTMENT - IDC	3	2
212031-	COMMUNICATIONS - IDC	3	2
212032-	ENVIRONMENTAL HEALTH & SAFETY	3	2
212033-	AG PROGRAM COSTS	3	2
212037-	AGRILIFE HUMAN RESOURCES	3	3
214001-	INVESTMENT INCOME	3	3
214002-	DIRECTOR'S OFFICE	3	3
214003-	EMPLOYEE AWARDS	3	3
214004-	AG PROGRAM COSTS	3	3
220031-	TICC COOP FIRE CONTROL AGREEMENT	3	3
221011-	RISK POOL PROGRAM	3	3
221021-00000	FIRESAFE FUND	3	4
221041-	FIRE QUENCH	3	4
222003-	PLANNING & PREPAREDNESS-IDC	3	4
222004-	CENTRAL INTERSTATE - IDC	3	4
222005-00000	ETX OPER-PROGRAM DELIVERY-IDC	3	4
222006-	MITI & PREV - IDC	3	4
222007-00000	EAST ZONE-NORTH REGION-IDC	3	4
222008-00000	EAST ZONE-CENTRAL REGION-IDC	3	4
222010-00000	EAST ZONE-SOUTH REGION-IDC	3	5
222012-	FRP ADMINISTRATION-IDC	3	5
222013-	GENERAL PROGRAM SUPPORT-FRP-IDC	3	5
222015-	FRP PROFESSIONAL TRAINING/CERTIF	3	5
222020-	FRP MANDATORY DRUG TESTING-IDC	3	5
222021-	LAW ENFORCEMENT-IDC	3	5
222022-	FEPP - IDC	3	5

Printed on a Xerox 9700 Laser Printing System at the Computing Services Center / Texas A&M University

Form: URGB01 (02/05/85)

Account	Name	Section	Page
222023-	TICC - IDC	3	5
222024-	FACILITIES - IDC	3	5
222031-	CAPACITY BUILDING DEPARTMENT-IDC	3	5
222032-	FIAD TRAINING FOR FRP	3	6
222072-00113	ADMIN - N BRANCH TWPP - IDC	3	6
222073-00113	ADMIN - E BRANCH TWPP - IDC	3	6
222074-00113	ADMIN - CENT BRANCH - IDC	3	6
222075-00113	ADMIN - S BRANCH - IDC	3	6
222076-00113	ADMIN - W BRANCH - IDC	3	6
222077-00113	ADMIN - NW BRANCH - IDC	3	6
222078-00113	ADMIN - SC BRANCH - IDC	3	6
222080-	FIRE TRAINING COORD - IDC	3	6
222083-00113	ADMIN - RESPONSE OPERATIONS - IDC	3	6
222085-00113	ADMIN - PANHANDLE BRANCH - IDC	3	7
222086-00113	ADMIN - STATE OPERATIONS CTR - IDC	3	7
222126-	OUT OF REGION RESPONSE COST-IDC	3	7
224002-	FOREST RESOURCE PROTECTION	3	7
232001-	FOREST RESOURCE DEVELOPMENT-IDC	3	7
232013-	GENERAL PROGRAM SUPPORT - FRD - IDC	3	7
232014-	FRDSF PROFESSIONAL TRAINING/CERTIF	3	7
232017-	IR SUPPORT-FRD-IDC	3	7
232032-	FIAD TRAINING FOR FRD	3	7
232102-	SUSTAINABLE FORESTRY-IDC	3	7
234001-	WEST TEXAS NURSERY	3	8
234003-	FOREST RESOURCE DEVELOPMENT-INV INC	3	8
251041-	VFD HELPING HANDS PROGRAM	3	8
251108-00000	CENTRAL BRANCH FUELS MITIGATION	3	8
253011-00000	WILDLAND FIRE ACADEMY	3	8
253012-00000	EXTERNAL TRAINING	3	8
270011-	FLEET LEASING & SALES	4	1
270021-	INFORMATION RESOURCES SERVICE DEPT	4	1
270110-	UCI LOCAL RESERVE	4	1
270120-	LUMP SUM PAYMENTS RESERVE	4	1
280013-	WILDFIRE CACHE SVC DEPT	4	1
280022-	TFS CATERING SERVICE DEPARTMENT	4	1
422217-	SFA MITI: TXWRAP FY17	6	1
430006-	REDESIGN-LONGLEAF PINE SEED FY16	6	1
430007-	REDESIGN-LSR-COASTAL RESTORE FY17	6	1
430026-	REDESIGN-FORESTS & WATER FY16	6	1
430036-	REDESIGN-HARDWOOD MORTALITY FY16	6	1
430046-	REDESIGN-GROWING PINES FY16	6	2
430067-	REPURPOSE-TIMBER SUP ANALY FY17	6	2
430099-	RESTRICTED GRANTS	6	2
432237-	OAK WILT PROGRAM GRANT FY17	6	2
432238-	OAK WILT PROGRAM GRANT FY18	6	2
432246-	I&DC SPB PREVENTION-RESTORATION '16	6	3
432247-	I&DC SPB PREVENTION-RESTORATION '17	6	3
432506-	FOREST LEGACY GRANT FY16	6	3
432507-	FOREST LEGACY GRANT FY17	6	3
432508-	FOREST LEGACY GRANT FY18	6	3
435139-	RURAL RIPARIAN & STREAM RESTOR FY19	6	4

Printed on a Xerox 9700 Laser Printing System at the Computing Services Center / Texas A&M University

Form: URGB01 (02/05/85)

Account	Name	Section	Page
450038-	TDEM: INCIDENT MGMT TEAM TRNG FY18	6	4
461101-	WESTERN GULF PINE TREE IMPROV COOP	6	4
461201-	WESTERN GULF HARDWOOD IMPROV COOP	6	4

Printed on a Xerox 9700 Laser Printing System at the Computing Services Center / Texas A&M University

Form: URGB01 (02/05/85)

Name	Account	Section	Page
ADMIN - CENT BRANCH - IDC	222074-00113	3	6
ADMIN - CENT BRANCH TWPP - FD 0036	124074-00113	2	25
ADMIN - E BRANCH TWPP - FUND 0036	124073-00113	2	24
ADMIN - E BRANCH TWPP - IDC	222073-00113	3	6
ADMIN - N BRANCH TWPP - FUND 0036	124072-00113	2	23
ADMIN - N BRANCH TWPP - FUND 5064	124372-00113	2	34
ADMIN - N BRANCH TWPP - IDC	222072-00113	3	6
ADMIN - NW BRANCH - IDC	222077-00113	3	6
ADMIN - NW BRANCH TWPP - FUND 0036	124077-00113	2	26
ADMIN - NW BRANCH TWPP - FUND 5064	124377-00113	2	36
ADMIN - P BRANCH TWPP - FUND 0036	124185-00113	2	31
ADMIN - P BRANCH TWPP - FUND 5064	124385-00113	2	37
ADMIN - PANHANDLE BRANCH - IDC	222085-00113	3	7
ADMIN - RESPONSE OPERATIONS - IDC	222083-00113	3	6
ADMIN - S BRANCH - IDC	222075-00113	3	6
ADMIN - S BRANCH TWPP - FUND 0036	124075-00113	2	25
ADMIN - S BRANCH TWPP - FUND 5064	124375-00113	2	35
ADMIN - SC BRANCH - IDC	222078-00113	3	6
ADMIN - SC BRANCH TWPP - FUND 0036	124078-00113	2	27
ADMIN - SOC TWPP - FUND 0001	112186-00113	2	4
ADMIN - SOC TWPP - FUND 0036	124186-00113	2	31
ADMIN - STATE OPERATIONS CTR - IDC	222086-00113	3	7
ADMIN - W BRANCH - IDC	222076-00113	3	6
ADMIN - W BRANCH TWPP - FUND 0036	124076-00113	2	26
ADMINISTRATION TWPP - FUND 0036	124070-00000	2	23
ADMINISTRATION TWPP - FUND 5064	124370-00000	2	34
AG PROGRAM COSTS	212033-	3	2
AG PROGRAM COSTS	214004-	3	3
AGRILIFE HUMAN RESOURCES	212037-	3	3
AGRILIFE HUMAN RESOURCES	124082-	2	27
ALPINE - W BRANCH TWPP - FUND 5064	124376-00062	2	36
ALPINE - W BRANCH TWPP - 0036	124076-00062	2	26
AMARILLO - P BRANCH TWPP - FD 0036	124185-00058	2	30
ASSESSMENT-INFRASTRUCTURE	124026-	2	14
BEEVILLE - S BRANCH TWPP -FD 0036	124075-00081	2	25
BEEVILLE - S BRANCH TWPP -FD 5064	124375-00081	2	35
BENE-RETIREE-PUB SVC-TWPP-FUND 5064	124327-	2	33
BENEFITS - INSTIT SUPP -PD BY STATE	189002-	2	45
BENEFITS - INSTIT SUPPORT - FD 0001	110522-	2	2
BENEFITS - INSTIT SUPPORT - FD 0036	124102-	2	28
BENEFITS - INSTIT SUPPORT - FD 5064	124322-	2	33
BENEFITS - O&M OF PLANT - FD 0001	110524-	2	2
BENEFITS - O&M OF PLANT - FD 0036	124104-	2	29
BENEFITS - O&M OF PLANT-PD BY STATE	189004-	2	45
BENEFITS - PUBLIC SERV -PD BY STATE	189003-00000	2	45
BENEFITS - PUBLIC SERVICE - FD 0001	110523-00000	2	2
BENEFITS - PUBLIC SERVICE - FD 0036	124103-00000	2	29
BENEFITS - PUBLIC SERVICE - FD 5064	124323-00000	2	33
BENEFITS - PUBLIC SERVICE - FD 5066	124223-00000	2	32
BENEFITS - PUBLIC SERVICE - LOCAL	140123-00000	2	42
BENEFITS - RESEARCH - FD 0001	110526-	2	2

Printed on a Xerox 9700 Laser Printing System at the Computing Services Center / Texas A&M University

Form: URGB01 (02/05/85)

Name	Account	Section	Page
BENEFITS - RESEARCH - LOCAL	140126-	2	42
BENEFITS - RESEARCH - PD BY STATE	189006-	2	45
BENEFITS-PUB SVC-TWPP - FUND 5064	124326-00000	2	33
BENEFITS-RETIREE - PUB SERV- LOCAL	140125-	2	42
BENEFITS-RETIREE - PUB SERV-FD 0001	110525-	2	2
BENEFITS-RETIREE - PUB SERV-FD 0036	124105-	2	29
BENEFITS-RETIREE - PUB SERV-FD 5064	124325-	2	33
BENEFITS-RETIREE - PUB SERV-FD 5066	124225-	2	32
BUDGETS & ACCOUNTING DEPT - FD 0001	110511-	2	1
BUDGETS & ACCOUNTING DEPT - FD 0036	124083-	2	27
BUDGETS & ACCOUNTING DEPT - FD 5064	124311-	2	32
BUDGETS & ACCOUNTING DEPT-IDC	212005-	3	1
C.I.P. FY2019 TRANSPORT TRUCK BEDS	124380-02019	2	37
CAPACITY BUILDING DEPARTMENT	124014-00000	2	13
CAPACITY BUILDING DEPARTMENT-IDC	222031-	3	5
CAPACITY BUILDING DEPT-ADMIN	124141-	2	29
CARTHAGE - RSDV - NORTH	115082-00017	2	7
CARTHAGE-EZON-NORTH REGION-FD 0036	124058-00017	2	19
CARTHAGE-SEASONAL WAGES-NORTH	124055-00017	2	18
CENTRAL BRANCH FUELS MITIGATION	251108-00000	3	8
CENTRAL INTERSTATE - IDC	222004-	3	4
CENTRAL REG ADMIN-SEASONAL WAGES	124056-00105	2	18
CENTRAL REGION ADMIN - EAST ZONE	115083-00105	2	8
CENTRAL REGION ADMIN-EZON-FUND 0036	124059-00105	2	20
CENTRAL REGION-EZON-SPB MATCH	124059-43224	2	21
CHILDRESS - P BRANCH TWPP - FD 0036	124185-00060	2	30
COLLEGE STATION-CENT BRCH TWPP-0036	124074-00001	2	24
COLLEGE STATION-CENT BRCH TWPP-5064	124374-00001	2	35
COMMUNICATIONS	110552-	2	2
COMMUNICATIONS - IDC	212031-	3	2
COMMUNICATIONS - LOGISTICS -FD 0036	124189-00116	2	31
COMMUNICATIONS - LOGISTICS -FD 5064	124389-00116	2	37
COMMUNITY FIRE PROTECTION C/S FY17	134307-	2	38
COMMUNITY FIRE PROTECTION FY17	132307-	2	38
CONROE - RSDV - SOUTH	115084-00030	2	8
CONROE - SC BRANCH TWPP - FD 0036	124078-00030	2	27
CONROE SHOP	124029-00030	2	15
CONROE-EZON-SOUTH REGION-FD 0036	124060-00030	2	21
CONROE-SEASONAL WAGES-SOUTH	124036-00030	2	16
CONSERVATION EDUCATION	115003-	2	5
CONTRACT LAND MANAGEMENT FEES	146141-	2	45
CPBD OPERATIONS - INFRASTRUCTURE	124017-	2	13
CROCKETT - RSDV - CENTRAL	115083-00004	2	7
CROCKETT-EZON-CENTRAL REG-FD 0036	124059-00004	2	20
CROCKETT-SEASONAL WAGES-CENTRAL	124056-00004	2	18
DIMORA TRACT	145312-00146	2	44
DIRECTOR'S OFFICE	110501-	2	1
DIRECTOR'S OFFICE	214002-	3	3
DIRECTOR'S OFFICE	124093-	2	28
EAST TEXAS ADMIN-RESOURCE DEVELOP	115081-00102	2	6
EAST ZONE - DETECTION - FUND 0036	124065-	2	22

Printed on a Xerox 9700 Laser Printing System at the Computing Services Center / Texas A&M University

Form: URGB01 (02/05/85)

Name	Account	Section	Page
EAST ZONE-CENT REG-INFRASTRUCTURE	124067-00000	2	22
EAST ZONE-CENTRAL REG-FUEL FD 0036	124159-00000	2	30
EAST ZONE-CENTRAL REGION-IDC	222008-00000	3	4
EAST ZONE-NORTH REG-INFRASTRUCTURE	124066-00000	2	22
EAST ZONE-NORTH REGION SPB MATCH	124058-43224	2	20
EAST ZONE-NORTH REGION-FUEL FD 0036	124158-00000	2	30
EAST ZONE-NORTH REGION-IDC	222007-00000	3	4
EAST ZONE-SOUTH REG-INFRASTRUCTURE	124068-00000	2	22
EAST ZONE-SOUTH REGION-FUEL FD 0036	124160-00000	2	30
EAST ZONE-SOUTH REGION-IDC	222010-00000	3	5
EAST ZONE-SOUTH REGION-TOWER RENTAL	124035-	2	16
ECONOMIC DEVELOPMENT PROGRAM	115222-00000	2	11
EDINBURG - S BRANCH TWPP - FD 0036	124075-00072	2	25
EDINBURG - S BRANCH TWPP - FD 5064	124375-00072	2	35
EMERGENCY DISPATCH	124030-	2	15
EMERGENCY MEDICAL PERSONNEL	124047-	2	17
EMERGENCY OPERATIONS CTR-FD 0036	124040-	2	16
EMPLOYEE AWARDS	214003-	3	3
EMPLOYEE DEVELOPMENT	124312-	2	32
EMPLOYEE DEVELOPMENT	110571-	2	2
EMPLOYEE DEVELOPMENT	124085-	2	28
EMPLOYEE DEVELOPMENT-IDC	212010-	3	1
EMPLOYEE SAFETY AWARDS	212021-	3	2
ENVIRONMENTAL HEALTH & SAFETY	212032-	3	2
ENVIRONMENTAL HEALTH & SAFETY	124086-	2	28
ENVIRONMENTAL HEALTH & SAFETY	110561-	2	2
EQUIPMENT PURCHASES TWPP - FD 0001	112013-	2	3
EQUIPMENT PURCHASES TWPP - FD 0036	124033-	2	15
ETX OPER-PROGRAM DELIVERY-FD 0036	124057-00000	2	18
ETX OPER-PROGRAM DELIVERY-IDC	222005-00000	3	4
EXTERNAL TRAINING	253012-00000	3	8
EZON-SOUTH SPB MATCH	124060-43224	2	21
FACILITIES	124028-	2	14
FACILITIES	114111-	2	4
FACILITIES - IDC	222024-	3	5
FACILITIES - SEASONALS	114112-	2	4
FAIRCHILD STATE FOREST	145312-00140	2	44
FAIRCHILD STATE FOREST	145310-00140	2	43
FBA - EAST ZONE - FUND 0036	124062-00000	2	22
FBA - WEST ZONE - FUND 0036	124063-00000	2	22
FEDERAL EXCESS PERS PROP -FUND 0036	124015-	2	13
FEDERAL EXCESS PERS PROP -FUND 5064	124345-	2	33
FEPP - IDC	222022-	3	5
FHM OFF-PLOT DETECTION	115132-00000	2	9
FHM OFF-PLOT DETECTION GRANT FY17	135117-	2	39
FHM OFF-PLOT DETECTION GRANT FY18	135118-	2	39
FIA-SUPPLEMENT FY17 (PREFUND FY18)	135727-	2	40
FIA-SUPPLEMENTAL FY17	135717-00000	2	40
FIAD TRAINING FOR FRD	232032-	3	7
FIAD TRAINING FOR FRP	222032-	3	6
FINANCE & ADMIN	124097-	2	28

Printed on a Xerox 9700 Laser Printing System at the Computing Services Center / Texas A&M University

Name	Account	Section	Page
FINANCE & ADMIN	110507-	2	1
FINANCE & ADMIN-IDC	212006-	3	1
FINV-INFRASTRUCTURE SUPPORT	116024-	2	12
FIRE QUENCH	221041-	3	4
FIRE TRAINING COORD - FUND 0036	124080-	2	27
FIRE TRAINING COORD - IDC	222080-	3	6
FIRESAFE FUND	221021-00000	3	4
FLEET LEASING & SALES	270011-	4	1
FOREST ECONOMICS & TAXATION	145230-	2	43
FOREST HEALTH GRANT FY17	135107-00000	2	38
FOREST HEALTH GRANT FY18	135108-	2	39
FOREST HEALTH PROGRAM	115131-00000	2	9
FOREST INVENTORY & ANALYSIS FY18	135708-00000	2	40
FOREST INVENTORY & ANALYSIS FY19	135709-00000	2	40
FOREST INVENTORY - FUND 0001	115231-00000	2	11
FOREST LEGACY GRANT FY16	432506-	6	3
FOREST LEGACY GRANT FY17	432507-	6	3
FOREST LEGACY GRANT FY18	432508-	6	3
FOREST RESOURCE DEVELOPMENT	124018-	2	13
FOREST RESOURCE DEVELOPMENT	115001-00000	2	4
FOREST RESOURCE DEVELOPMENT	115004-	2	5
FOREST RESOURCE DEVELOPMENT-IDC	232001-	3	7
FOREST RESOURCE DEVELOPMENT-INV INC	234003-	3	8
FOREST RESOURCE PROTECTION	224002-	3	7
FOREST STEWARDSHIP - FUND 0001	115171-00000	2	10
FOREST STEWARDSHIP GRANT FY17	135807-00000	2	41
FOREST STEWARDSHIP GRANT FY18	135808-00000	2	41
FRD COMMUNICATIONS	115002-	2	4
FRD EQUIPMENT REPLACEMENT - SURPLUS	142142-00000	2	43
FRDSF PROFESSIONAL TRAINING/CERTIF	232014-	3	7
FREDERICKSBURG - S BRANCH TWPP-0036	124075-00036	2	25
FREDERICKSBURG - S BRANCH TWPP-5064	124375-00036	2	35
FRP ADMINISTRATION-FUND 0036	124010-	2	13
FRP ADMINISTRATION-FUND 5064	124330-	2	33
FRP ADMINISTRATION-IDC	222012-	3	5
FRP COMMUNICATIONS	124094-	2	28
FRP MANDATORY DRUG TESTING-IDC	222020-	3	5
FRP PROFESSIONAL TRAINING/CERTIF	222015-	3	5
FS - FOREST LEGACY MATCH	115171-43250	2	10
FS - LONGLEAF RIDGE MATCH FY16	115171-46296	2	10
FSTDP SPB RESEARCH MATCH FY16	115132-43226	2	9
FSTDP SPB RESEARCH MATCH FY16	115001-43226	2	4
FSTW GRANT-FY18 CONSERVATION EDU	135858-	2	41
FSTW GRT FY18-EAST TX FUEL-CENTRAL	135878-00000	2	42
FSTW GRT FY18-EAST TX FUEL-NORTH	135868-00000	2	42
FSTW GRT FY18-EAST TX FUEL-SOUTH	135888-00000	2	42
FSTW-INFRASTRUCTURE SUPPORT	116020-	2	12
FT STOCKTON - W BRANCH TWPP - 0036	124076-00053	2	25
GENERAL PROG SUPPORT-FIN & ADM-IDC	212015-	3	1
GENERAL PROGRAM SUPPORT - FRD - IDC	232013-	3	7
GENERAL PROGRAM SUPPORT-FRP-IDC	222013-	3	5

Form: URGB01 (02/05/85)
Printed on a Xerox 9700 Laser Printing System at the Computing Services Center / Texas A&M University

Form: URGB01 (02/05/85)

Name	Account	Section	Page
GEOSPATIAL PROGRAMS - FUND 0036	124165-	2	30
GILMER - RSDV - NORTH	115082-00011	2	6
GILMER-EZON-NORTH REGION-FUND 0036	124058-00011	2	19
GILMER-SEASONAL WAGES-NORTH	124055-00011	2	17
GIP BENEFIT APPN - FUND 0001	100211-	2	1
GIP BENEFIT APPN - FUND 0036	124002-	2	12
GRANBURY - N BRANCH TWPP - FD 0036	124072-00055	2	23
GRANBURY - N BRANCH TWPP - FD 5064	124372-00055	2	34
GRANT ADMINISTRATION-IDC	212011-	3	1
GREENVILLE - N BRANCH TWPP -FD 0036	124072-00056	2	23
GREENVILLE - N BRANCH TWPP -FD 5064	124372-00056	2	34
HARDWOOD TREE IMPROVEMENT	115032-	2	5
HENDERSON - E BRANCH TWPP - FD 0036	124073-00008	2	24
HENDERSON - RSDV - NORTH	115082-00008	2	6
HENDERSON-EZON-NORTH REGION-FD 0036	124058-00008	2	18
HENDERSON-SEASONAL WAGES-NORTH	124055-00008	2	17
HUB PROGRAM - IDC	212026-	3	2
HUDSON - RSDV - CENTRAL	115083-00046	2	7
HUDSON SHOP	124029-00046	2	15
HUDSON-EZON-CENTRAL REGION-FD 0036	124059-00046	2	20
HUMBLE - SC BRANCH TWPP - FD 0001	112178-00090	2	3
HUMBLE - SC BRANCH TWPP - FD 0036	124078-00090	2	27
HUMBLE - SC BRANCH TWPP - FD 5064	124378-00090	2	36
HUNTSVILLE - RSDV - SOUTH	115084-00002	2	8
HUNTSVILLE-EZON-SOUTH REG-FD 0036	124060-00002	2	21
HUNTSVILLE-SEASONAL WAGES-SOUTH	124036-00002	2	16
I&DC SPB PREVENTION-RESTORATION '16	432246-	6	3
I&DC SPB PREVENTION-RESTORATION '17	432247-	6	3
INDIRECT COST RECOVERY REVENUE	212001-	3	1
INFORMATION RESOURCES SERVICE DEPT	270021-	4	1
INFRASTRUCTURE SUPP - BRAZOS CO	124089-	2	28
INFRASTRUCTURE SUPP - BRAZOS CO	110514-	2	1
INFRASTRUCTURE SUPPORT-CENTRAL	116015-00000	2	11
INFRASTRUCTURE SUPPORT-NORTH	116014-00000	2	11
INFRASTRUCTURE SUPPORT-SOUTH	116016-00000	2	11
INVESTMENT INCOME	140111-	2	42
INVESTMENT INCOME	214001-	3	3
IR SUPPORT-DIRECTOR'S OFFICE-IDC	212022-	3	2
IR SUPPORT-FIN & ADMIN-IDC	212023-	3	2
IR SUPPORT-FRD	145252-	2	43
IR SUPPORT-FRD-IDC	232017-	3	7
IR SUPPORT-FRP FD 0036	124120-	2	29
JACKSONVILLE - RSDV - CENTRAL	115083-00007	2	7
JACKSONVILLE-EZON-CNTRL REG-FD 0036	124059-00007	2	20
JACKSONVILLE-SEASONAL WAGES-CENTRAL	124056-00007	2	18
JASPER - RSDV - SOUTH	115084-00023	2	8
JASPER-EZON-SOUTH REGION-FD 0036	124060-00023	2	21
JASPER-SEASONAL WAGES-SOUTH	124036-00023	2	16
JONES STATE FOREST	145312-00141	2	44
KEY TRACT	145312-00145	2	44
KILLEEN - N BRANCH TWPP - FD 0036	124072-00077	2	23

Printed on a Xerox 9700 Laser Printing System at the Computing Services Center / Texas A&M University

Form: URGB01 (02/05/85)

Name	Account	Section	Page
KILLEEN - N BRANCH TWPP - FUND 5064	124372-00077	2	34
KIRBY STATE FOREST	145310-00142	2	43
KIRBY STATE FOREST	145312-00142	2	44
LA GRANGE - CENT BRANCH TWPP - 0036	124074-00031	2	24
LARGE EQUIPMENT REPAIR - FUND 0001	112003-	2	3
LAW ENFORCEMENT-FUND 0036	124012-00000	2	13
LAW ENFORCEMENT-IDC	222021-	3	5
LAW ENFORCEMENT-INFRASTRUCTURE	124013-	2	13
LINDEN - RSDV - NORTH	115082-00014	2	6
LINDEN SHOP	124029-00014	2	14
LINDEN-EZON-NORTH REGION-FUND 0036	124058-00014	2	19
LINDEN-SEASONAL WAGES-NORTH	124055-00014	2	17
LIVINGSTON - E BRANCH TWPP -FD 0036	124073-00026	2	24
LIVINGSTON - RSDV - SOUTH	115084-00026	2	8
LIVINGSTON-EZON-SOUTH REG-FD 0036	124060-00026	2	21
LIVINGSTON-SEASONAL WAGES-SOUTH	124036-00026	2	16
LOGISTICS TWPP - FUND 0001	112187-	2	4
LOGISTICS TWPP - FUND 5064	124387-	2	37
LONGVIEW - RSDV - NORTH	115082-00010	2	6
LONGVIEW-EZON-NORTH REGION-FD 0036	124058-00010	2	19
LONGVIEW-SEASONAL WAGES-NORTH	124055-00010	2	17
LUKIN COMPOUND - INFRASTRUCTURE	124019-	2	14
LUMP SUM PAYMENTS RESERVE	270120-	4	1
MAGNOLIA SPRINGS SEED ORCHARD	115033-	2	5
MARSHALL - RSDV - NORTH	115082-00016	2	6
MARSHALL-EZON-NORTH REGION-FD 0036	124058-00016	2	19
MARSHALL-SEASONAL WAGES-NORTH	124055-00016	2	17
MASTERSON STATE FOREST	145312-00143	2	44
MASTERSON STATE FOREST	145310-00143	2	43
MCGREGOR - N BRANCH TWPP - FD 0036	124072-00066	2	23
MCGREGOR - N BRANCH TWPP - FD 5064	124372-00066	2	34
MERKEL-NW BRANCH-FD 0036	124077-00034	2	26
MERKEL-NW BRANCH-FD 5064	124377-00034	2	36
MITI & PREV - IDC	222006-	3	4
MITIGATION & PREVENTION - FD 0036	124024-00000	2	14
MITIGATION & PREVENTION-INFRASTRUCT	124025-00000	2	14
MITIGATION OUTREACH - FUND 0036	124121-	2	29
MITIGATION PROJ SUPPORT - FUND 0001	112184-00000	2	3
MT PLEASANT - E BRANCH TWPP-FD 0036	124073-00080	2	24
NACOGDOCHES - RSDV - CENTRAL	115083-00020	2	7
NACOGDOCHES-EZON-CNTRL REG-FD 0036	124059-00020	2	20
NACOGDOCHES-SEASONAL WAGES-CENTRAL	124056-00020	2	18
NEW BOSTON - RSDV - NORTH	115082-00013	2	6
NEW BOSTON-EZON-NORTH REG-FUND 0036	124058-00013	2	19
NEW BOSTON-SEASONAL WAGES-NORTH	124055-00013	2	17
NEW EMPLOYEE TRAINING SUPPORT-FD 36	124180-	2	30
NFWF FY16 LONGLEAF RIDGE MATCH	115161-46296	2	10
NORTH REGION ADMIN - EAST ZONE	115082-00104	2	7
NORTH REGION ADMIN-EZON-FUND 0036	124058-00104	2	19
NRS FIA MATCH	115231-46600	2	11
OAK WILT PROGRAM	115141-	2	9

Printed on a Xerox 9700 Laser Printing System at the Computing Services Center / Texas A&M University

Form: URGB01 (02/05/85)

Name	Account	Section	Page
OAK WILT PROGRAM GRANT FY17	432237-	6	2
OAK WILT PROGRAM GRANT FY18	432238-	6	2
OAK WILT-INFRASTRUCTURE SUPPORT	116019-	2	12
OASI BENEFIT APPN - FUND 0001	100203-	2	1
OASI/TRS/ORP TRANSFER - FUND 0036	124003-	2	12
OLIVE - RSDV - SOUTH	115084-00027	2	8
OLIVE-EZON-SOUTH REGION-FD 0036	124060-00027	2	21
OLIVE-SEASONAL WAGES-SOUTH	124036-00027	2	16
OUT OF REGION RESPONSE COST-FD 0036	124126-	2	29
OUT OF REGION RESPONSE COST-IDC	222126-	3	7
OVERTIME FUND - EMERGENCY RESPONSE	124099-	2	28
PALESTINE - RSDV - CENTRAL	115083-00006	2	7
PALESTINE-EZONE-CENTRAL REG-FD 0036	124059-00006	2	20
PALESTINE-SEASONAL WAGES-CENTRAL	124056-00006	2	18
PAYROLL & SUPPORT SERVICES DEPT	124009-	2	13
PAYROLL & SUPPORT SERVICES-IDC	212007-	3	1
PAYROLL & SUPPORT SVC DEPT -FD 5064	124314-	2	32
PERSONNEL MEETING-IDC	212018-	3	1
PEST CONTROL	115121-00000	2	9
PINE TREE IMPROVEMENT	115031-	2	5
PITTSBURG - RSDV - NORTH	115082-00012	2	6
PITTSBURG-EZON-NORTH REG-FUND 0036	124058-00012	2	19
PITTSBURG-SEASONAL WAGES-NORTH	124055-00012	2	17
PLANNING & PREPAREDNESS FUND 0036	124034-	2	15
PLANNING & PREPAREDNESS-IDC	222003-	3	4
PROMOTIONS & MARKET ADJ-DIRC/FIAD	124197-	2	31
PROMOTIONS & MARKET ADJ-FRD	115907-	2	11
PROMOTIONS & MARKET ADJ-FRP	124198-	2	31
PURCHASING DEPARTMENT	110531-	2	2
PURCHASING DEPARTMENT	124081-	2	27
PURCHASING DEPARTMENT - FUND 5064	124317-	2	32
PURCHASING DEPARTMENT - IDC	212030-	3	2
RADIO PURCH & REPLACE - FUND 0001	112188-	2	4
RD-CNTRL LONGLEAF RIDGE STW FY16	115083-46296	2	8
RD-SOUTH LONGLEAF RIDGE MATCH FY16	115084-46296	2	9
REDESIGN-FORESTS & WATER FY16	430026-	6	1
REDESIGN-GROWING PINES FY16	430046-	6	2
REDESIGN-HARDWOOD MORTALITY FY16	430036-	6	1
REDESIGN-LONGLEAF PINE SEED FY16	430006-	6	1
REDESIGN-LSR-COASTAL RESTORE FY17	430007-	6	1
REMOTE SATELLITE SUPPORT - FD 0036	124023-	2	14
REPURPOSE-TIMBER SUP ANALY FY17	430067-	6	2
RES DEV SOUTH-BIG THICKET MATCH '16	115084-43416	2	9
RESOURCE DEVELOPMENT GRANT FY17	135817-00000	2	41
RESOURCE DVLP-FUEL-NORTH	115182-00000	2	10
RESOURCE DVLP-FUEL-SOUTH	115184-00000	2	11
RESPONSE OPERATIONS TWPP -FUND 0001	112183-	2	3
RESTRICTED GRANTS	430099-	6	2
REVENUE - FUND 0036	124001-	2	12
RIPARIAN PROJECT FY19-MATCH	115161-43519	2	10
RISK ASSESSMENT - FUND 0036	124061-00000	2	22

Printed on a Xerox 9700 Laser Printing System at the Computing Services Center / Texas A&M University

Form: URGB01 (02/05/85)

Name	Account	Section	Page
RISK POOL PROGRAM	221011-	3	3
RSDV EAST TEXAS GRANT FY18	135828-00000	2	41
RURAL RIPARIAN & STREAM RESTOR FY19	435139-	6	4
SAN ANGELO - W BRANCH TWPP -FD 0036	124076-00063	2	26
SAN AUGUSTINE - RSDV - CENTRAL	115083-00021	2	7
SAN AUGUSTINE-EZON-CNTR REG-FD 0036	124059-00021	2	20
SAN AUGUSTINE-SEASONAL WAGES-CNTR	124056-00021	2	18
SCHULZE TRACT	145312-00147	2	44
SEASONAL WAGES - FUND 0036	124032-	2	15
SEASONAL WAGES-MITI & PREV-FD 0036	124038-00000	2	16
SEASONAL WAGES-WEST ZONE-FD 0036	124037-	2	16
SFA MITI: TXWRAP FY17	422217-	6	1
SIECKE STATE FOREST	145312-00144	2	44
SIECKE STATE FOREST	145310-00144	2	43
SOC/DDC TRAVEL-RELATED EXP	124127-	2	29
SOUTH REGION ADMIN - EAST ZONE	115084-00106	2	8
SOUTH REGION ADMIN-EZON-FUND 0036	124060-00106	2	21
SOUTH REGION ADMIN-SEASONAL WAGES	124036-00106	2	16
SOUTHERN PINE BEETLE PROGRAM	115122-	2	9
SRS-TX & OK MID-SO FRST ASMT MATCH	115161-43300	2	10
STATE APPROPRIATIONS - FUND 0001	100201-	2	1
STATE FIRE ASSISTANCE GRANT FY18	132108-	2	38
SUPERVISOR DEVELOPMENT PROGRAM-FRD	115005-	2	5
SUPERVISOR DEVELOPMENT PROGRAM-FRP	124122-	2	29
SURPLUS EQUIPMENT SALE	142140-	2	43
SUSTAINABLE FORESTRY	115115-	2	9
SUSTAINABLE FORESTRY-IDC	232102-	3	7
SYSTEM ASSESSMENTS-ADMIN FD 0001	110512-	2	1
SYSTEM ASSESSMENTS-FRD FD 0001	115006-	2	5
SYSTEM ASSESSMENTS-FRP FD 0001	112006-	2	3
SYSTEM ASSESSMENTS-FRP FD 0036	124091-	2	28
TASK FORCE - CB1 - FD 0036	124074-00123	2	25
TASK FORCE - CB1 - FD 5064	124374-00123	2	35
TASK FORCE - FUEL FOR HAULING	124079-00123	2	27
TASK FORCE - NB1 - FUND 0036	124072-00123	2	23
TASK FORCE - NB1 - FUND 5064	124372-00123	2	34
TASK FORCE - NB2 - FUND 0036	124072-00133	2	23
TASK FORCE - NB2 - FUND 5064	124372-00133	2	34
TASK FORCE - NB3 - FUND 0036	124072-00143	2	24
TASK FORCE - NB3 - FUND 5064	124372-00143	2	35
TASK FORCE - NWB1 - FUND 0036	124077-00123	2	26
TASK FORCE - NWB1 - FUND 5064	124377-00123	2	36
TASK FORCE - NWB2 - FUND 5064	124377-00133	2	36
TASK FORCE - PB1 - FUND 0036	124185-00123	2	31
TASK FORCE - PB1 - FUND 5064	124385-00123	2	37
TASK FORCE - PB2 - FUND 0036	124185-00133	2	31
TASK FORCE - PB2 - FUND 5064	124385-00133	2	37
TASK FORCE - PB3 - FUND 0036	124185-00143	2	31
TASK FORCE - PB3 - FUND 5064	124385-00143	2	37
TASK FORCE - SB1 - FUND 0001	112175-00123	2	3
TASK FORCE - SB1 - FUND 0036	124075-00123	2	25

Printed on a Xerox 9700 Laser Printing System at the Computing Services Center / Texas A&M University

Form: URGB01 (02/05/85)

Name	Account	Section	Page
TASK FORCE - SB1 - FUND 5064	124375-00123	2	36
TASK FORCE - SCB1 - FUND 0001	112178-00123	2	3
TASK FORCE - SCB1 - FUND 0036	124078-00123	2	27
TASK FORCE - WB1 - FUND 0001	112176-00123	2	3
TASK FORCE - WB1 - FUND 0036	124076-00123	2	26
TDEM: INCIDENT MGMT TEAM TRNG FY18	450038-	6	4
TFS CATERING SERVICE DEPARTMENT	280022-	4	1
TFS HEADQUARTERS BUILDING EXPENSES	110515-	2	1
TFS SUPPORT STAFF MEETINGS	212024-	3	2
TICC - IDC	222023-	3	5
TICC - INFRASTRUCTURE	124031-	2	15
TICC COOP FIRE CONTROL AGREEMENT	220031-	3	3
TIFMAS GRANT ASSISTANCE PROGRAM	124451-00000	2	37
TIMBER MANAGEMENT PROGRAM ADMIN	145312-00102	2	44
TWPP MITIGATION & PREVENTION-ADMIN	124020-00000	2	14
TX INTERAGENCY COORD CENTER-FD 0036	124071-	2	23
UCI LOCAL RESERVE	270110-	4	1
UNIFORM ALLOCATION-IDC	212004-	3	1
URBAN FORESTRY	115191-00000	2	11
URBAN FORESTRY GRANT FY17	135607-00000	2	39
URBAN FORESTRY GRANT FY18	135608-00000	2	40
URBAN FORESTRY LICENSE PLATES	125010-	2	38
URBAN-INFRASTRUCTURE SUPPORT	116022-	2	12
UVALDE - S BRANCH TWPP - FD 0036	124075-00076	2	25
UVALDE - S BRANCH TWPP - FUND 5064	124375-00076	2	35
VFD ASSISTANCE PGM GRANTS - FD 5064	124351-00000	2	33
VFD ASSISTANCE PGM OPER - FD 5064	124341-	2	33
VFD ASSISTANCE PGM REVENUE -FD 5064	124301-	2	32
VFD HELPING HANDS PROGRAM	251041-	3	8
VFD INSURANCE PGM GRANTS - FD 5066	124251-00000	2	32
VFD INSURANCE PGM OPER - FUND 5066	124241-	2	32
VFD INSURANCE PGM REVENUE - FD 5066	124201-	2	31
VICTORIA - CENT BRANCH TWPP-FD 0036	124074-00078	2	24
VICTORIA - CENT BRANCH TWPP-FD 5064	124374-00078	2	35
VOLUNTEER FIRE ASST GRANT FY18	134108-	2	38
WATER RESOURCE PROG-INFRASTRUCTURE	116023-	2	12
WATER RESOURCES	115161-00000	2	10
WATER RESOURCES PROJECT FY19 MATCH	115161-13539	2	10
WATER RESOURCES PROJECT GRANT FY19	135309-	2	39
WEATHER STATIONS - FUND 0036	124064-00000	2	22
WEST TEXAS NURSERY	146120-00000	2	45
WEST TEXAS NURSERY	234001-	3	8
WEST TEXAS NURSERY-INFRAST SPPT	116017-	2	12
WEST TEXAS TECHNICAL ASSISTANCE	115042-00000	2	5
WEST ZONE - INFRASTRUCTURE	124046-	2	17
WESTERN GULF HARDWOOD IMPROV COOP	461201-	6	4
WESTERN GULF PINE TREE IMPROV COOP	461101-	6	4
WICHITA FALLS-NW BRANCH TWPP-0036	124077-00074	2	26
WICHITA FALLS-NW BRANCH TWPP-5064	124377-00074	2	36
WILDFIRE CACHE SVC DEPT	280013-	4	1
WILDLAND FIRE ACADEMY	253011-00000	3	8

Printed on a Xerox 9700 Laser Printing System at the Computing Services Center / Texas A&M University

Form: URGB01 (02/05/85)

Name	Account	Section	Page
WOLFFORTH - P BRANCH TWPP - FD 0036	124185-00033	2	30
WOLFFORTH - P BRANCH TWPP - FD 5064	124385-00033	2	37
WOODVILLE SHOP	124029-00024	2	15

Printed on a Xerox 9700 Laser Printing System at the Computing Services Center / Texas A&M University

TEXAS A&M VETERINARY MEDICAL DIAGNOSTIC LABORATORY



Board Approved Operating Budgets

Fiscal Year Ending August 31, 2019

Table of Contents

Section	Title
1	Statement of Changes in Fund Balance
2	Functional and General Funds
3	Designated Funds
4	Designated Service Departments
5	Auxiliary Enterprises
6	Restricted Funds
7	Plant Funds
8	Transfers by Account
9	Allocations by Account
10	Index by Account Number
11	Index by Account Name

Form: URGB01 (02/05/85)
Printed on a Xerox 9700 Laser Printing System at the Computing Services Center / Texas A&M University

Table of Contents

Section	Title

****
* *
* BLANK PAGE *
* *
****

Form: URGB01 (02/05/85)
Printed on a Xerox 9700 Laser Printing System at the Computing Services Center / Texas A&M University

Description	Current Funds: Functional and General	Current Funds: Designated	Current Funds: Auxiliary Enterprises	Current Funds: Restricted	Plant Funds	Total
Revenues						
State Approp - General Revenue	8,693,186					8,693,186
State Approp - Benefits Pd by St	923,308					923,308
Contracts and Grants		35,022		350,225		385,247
Sales and Services	11,833,856	33,000				11,866,856
Investment Income	15,000					15,000
Total Revenue	21,465,350	68,022		350,225		21,883,597
Expenses						
Salaries - Non-Faculty	9,165,540			259,218		9,424,758
Wages	212,075					212,075
Benefits	3,073,369			55,966		3,129,335
Utilities	836,002					836,002
Operations and Maintenance	4,924,914	68,022		41		4,992,977
Equipment (Capitalized)	100,000			35,000		135,000
Total Expense(Less Service Depts)	18,311,900	68,022		350,225		18,730,147
Net Service Departments						
Total Expense	18,311,900	68,022		350,225		18,730,147
Transfers						
Retirement of Indebtedness	2,923,650-					2,923,650-
Other Transfers						
Total Transfers	2,923,650-					2,923,650-
Net Change in Fund Balance	229,800					229,800

Form: URGB01 (02/05/85)
Printed on a Xerox 9700 Laser Printing System at the Computing Services Center / Texas A&M University

Form: URGB01 (02/05/85)

Description	Current Funds: Functional and General	Current Funds: Designated	Current Funds: Auxiliary Enterprises	Current Funds: Restricted	Plant Funds	Total

****
* *
* BLANK PAGE *
* *
****

Printed on a Xerox 9700 Laser Printing System at the Computing Services Center / Texas A&M University

Form: URGB01 (02/05/85)

Account	Description	Beginning Balance	Revenues	Net Allocations	Expenditures	Increase (Decrease)	Ending Balance
108007	BENEFITS STATE PD-REVENUE TVMDL						
	Revenue						
	State Approp - Bene		425,421				
	Account Total	0	425,421	425,421-	0	0	0
108008	STATE BASIC AID						
	Revenue						
	State Approp - Gene		8,693,186				
	Account Total	0	8,693,186	8,693,186-	0	0	0
108009	GIP						
	Revenue						
	State Approp - Bene		497,887				
	Account Total	0	497,887	497,887-	0	0	0
108200	SALES-COLLEGE STATION						
	Revenue						
	Sales and Services		11,833,856				
	Account Total	0	11,833,856	11,833,856-	0	0	0
108400	INVESTMENT EARNINGS						
	Revenue						
	Investment Income		15,000				
	Account Total	0	15,000	0	0	15,000	15,000
110001-00000	TVMDL OPERATIONS-COLLEGE STATION						
	Expense						
	Salaries - Non-Faculty				4,908,061		
	Wages				173,425		
	Benefits				906,193		
	Operations and Maintenance				3,208,313		
	Equipment (Capitalized)				100,000		
	Account Total	0	0	9,295,992	9,295,992	0	0
110002-00000	TVMDL-ADMINISTRATION						
	Expense						
	Salaries - Non-Faculty				1,377,366		
	Wages				8,433		
	Benefits				240,525		
	Operations and Maintenance				184,715		
	Account Total	0	0	1,811,039	1,811,039	0	0
110003-00000	TVMDL-OPERATION-AMARILLO						
	Expense						
	Salaries - Non-Faculty				1,449,982		
	Wages				18,645		
	Benefits				279,116		
	Operations and Maintenance				672,765		
	Account Total	0	0	2,420,508	2,420,508	0	0

Printed on a Xerox 9700 Laser Printing System at the Computing Services Center / Texas A&M University

Form: URGB01 (02/05/85)

Account	Description	Beginning Balance	Revenues	Net Allocations	Expenditures	Increase (Decrease)	Ending Balance
110004-00000	TVMDL-RACE TRACK DRUG TESTING						
	Expense						
	Salaries - Non-Faculty				526,121		
	Wages				8,072		
	Benefits				141,861		
	Utilities				32,000		
	Operations and Maintenance				267,836		
	Account Total	0	0	975,890	975,890	0	0
110005-00000	TVMDL-POULTRY DIAGNOSTIC SERVICES						
	Expense						
	Salaries - Non-Faculty				88,439		
	Benefits				14,302		
	Operations and Maintenance				4,795		
	Account Total	0	0	107,536	107,536	0	0
110007-00000	TVMDL INFRASTRUCTURE IN BRAZOS CTY						
	Expense						
	Salaries - Non-Faculty				173,321		
	Benefits				30,039		
	Utilities				688,252		
	Operations and Maintenance				255,000		
	Account Total	0	0	1,146,612	1,146,612	0	0
110008-00000	TVMDL HUB PROGRAM						
	Expense						
	Salaries - Non-Faculty				20,139		
	Benefits				3,937		
	Account Total	0	0	24,076	24,076	0	0
110009-00000	TVMDL INFRASTRUCTURE OUT BRAZOS CTY						
	Expense						
	Salaries - Non-Faculty				45,812		
	Benefits				9,041		
	Utilities				115,750		
	Operations and Maintenance				24,500		
	Account Total	0	0	195,103	195,103	0	0
110014-00000	TVMDL-CENTER POULTRY DIAGNOSTICS						
	Expense						
	Salaries - Non-Faculty				325,140		
	Wages				3,500		
	Benefits				56,939		
	Operations and Maintenance				181,585		
	Account Total	0	0	567,164	567,164	0	0

Printed on a Xerox 9700 Laser Printing System at the Computing Services Center / Texas A&M University

Form: URGB01 (02/05/85)

Account	Description	Beginning Balance	Revenues	Net Allocations	Expenditures	Increase (Decrease)	Ending Balance
110015-00000	TVMDL-GONZALES POULTRY DIAGNOSTIC						
	Expense						
	Salaries - Non-Faculty				251,159		
	Benefits				40,311		
	Operations and Maintenance				125,405		
	Account Total	0	0	416,875	416,875	0	0
110051	TVMDL-BENEFITS PD BY STATE - PS						
	Expense						
	Benefits				382,879		
	Account Total	0	0	382,879	382,879	0	0
110053-00000	TVMDL-BENEFITS PD BY STATE - IS						
	Expense						
	Benefits				42,542		
	Account Total	0	0	42,542	42,542	0	0
110055	TVMDL - STATE GIP - PS						
	Expense						
	Benefits				335,503		
	Account Total	0	0	335,503	335,503	0	0
110056	TVMDL - STATE GIP - IS						
	Expense						
	Benefits				37,278		
	Account Total	0	0	37,278	37,278	0	0
110057	TVMDL RETIREE GIP STATE PAID						
	Expense						
	Benefits				125,106		
	Account Total	0	0	125,106	125,106	0	0
110058	TVMDL RETIREE GIP LOCAL PAID						
	Expense						
	Benefits				427,797		
	Account Total	0	0	427,797	427,797	0	0

Printed on a Xerox 9700 Laser Printing System at the Computing Services Center / Texas A&M University

Form: URGB01 (02/05/85)

Account	Description	Beginning Balance	Revenues	Net Allocations	Expenditures	Increase (Decrease)	Ending Balance
Functional and General Funds - Board Approved							
	Revenue						
	State Approp - Gene		8,693,186				
	State Approp - Bene		923,308				
	Sales and Services		11,833,856				
	Investment Income		15,000				
	Expense						
	Salaries - Non-Faculty				9,165,540		
	Wages				212,075		
	Benefits				3,073,369		
	Utilities				836,002		
	Operations and Maintenance				4,924,914		
	Equipment (Capitalized)				100,000		
	Grand Total	0	21,465,350	3,138,450-	18,311,900	15,000	15,000

Printed on a Xerox 9700 Laser Printing System at the Computing Services Center / Texas A&M University

Form: URGB01 (02/05/85)

Account	Description	Beginning Balance	Revenues	Net Allocations	Expenditures	Increase (Decrease)	Ending Balance
200090-00000	TVMDL DESIGNATED						
	Revenue						
	Sales and Services		33,000				
	Expense						
	Operations and Maintenance				33,000		
	Account Total	0	33,000	0	33,000	0	0
240000-00000	TVMDL INDIRECT COST						
	Revenue						
	Contracts and Grant		35,022				
	Expense						
	Operations and Maintenance				35,022		
	Account Total	0	35,022	0	35,022	0	0

Printed on a Xerox 9700 Laser Printing System at the Computing Services Center / Texas A&M University

Form: URGB01 (02/05/85)

Account	Description	Beginning Balance	Revenues	Net Allocations	Expenditures	Increase (Decrease)	Ending Balance
Designated Funds - Board Approved							
	Revenue						
	Contracts and Grant		35,022				
	Sales and Services		33,000				
	Expense						
	Operations and Maintenance				68,022		
	Grand Total	0	68,022	0	68,022	0	0

Printed on a Xerox 9700 Laser Printing System at the Computing Services Center / Texas A&M University

Form: URGB01 (02/05/85)

Account	Description	Beginning Balance	Revenues	Net Allocations	Expenditures	Increase (Decrease)	Ending Balance
295020-00000	UCI RESERVE - PS						
	Revenue						
	Sales and Services		5,400				
	Expense						
	Benefits				5,400		
	Account Total	0	5,400	0	5,400	0	0
295050-00000	LUMP SUM TERMINATION RESERVE-NONFAC						
	Revenue						
	Sales and Services		84,025				
	Expense						
	Benefits				84,025		
	Account Total	0	84,025	0	84,025	0	0

Printed on a Xerox 9700 Laser Printing System at the Computing Services Center / Texas A&M University

Form: URGB01 (02/05/85)

Account	Description	Beginning Balance	Revenues	Net Allocations	Expenditures	Increase (Decrease)	Ending Balance
Designated Service Departments - Board Approved							
	Revenue						
	Sales and Services		89,425				
	Expense						
	Benefits				89,425		
	Grand Total	0	89,425	0	89,425	0	0

Printed on a Xerox 9700 Laser Printing System at the Computing Services Center / Texas A&M University

Form: URGB01 (02/05/85)

Account	Description	Beginning Balance	Revenues	Net Allocations	Expenditures	Increase (Decrease)	Ending Balance

This section not used.

Printed on a Xerox 9700 Laser Printing System at the Computing Services Center / Texas A&M University

Form: URGB01 (02/05/85)

Account	Description	Beginning Balance	Revenues	Net Allocations	Expenditures	Increase (Decrease)	Ending Balance

****
*   *
* BLANK PAGE *
*   *
****

Printed on a Xerox 9700 Laser Printing System at the Computing Services Center / Texas A&M University

Form: URGB01 (02/05/85)

Account	Description	Beginning Balance	Revenues	Net Allocations	Expenditures	Increase (Decrease)	Ending Balance
590000	TVMDL C&G BUDGET ONLY						
	Revenue						
	Contracts and Grant		350,225				
	Expense						
	Salaries - Non-Faculty				259,218		
	Benefits				55,966		
	Operations and Maintenance				41		
	Equipment (Capitalized)				35,000		
	Account Total	0	350,225	0	350,225	0	0

Printed on a Xerox 9700 Laser Printing System at the Computing Services Center / Texas A&M University

Form: URGB01 (02/05/85)

Account	Description	Beginning Balance	Revenues	Net Allocations	Expenditures	Increase (Decrease)	Ending Balance
Restricted Funds - Board Approved							
	Revenue						
	Contracts and Grant		350,225				
	Expense						
	Salaries - Non-Faculty				259,218		
	Benefits				55,966		
	Operations and Maintenance				41		
	Equipment (Capitalized)				35,000		
	Grand Total	0	350,225	0	350,225	0	0

Printed on a Xerox 9700 Laser Printing System at the Computing Services Center / Texas A&M University

Form: URGB01 (02/05/85)

Account	Description	Beginning Balance	Revenues	Net Allocations	Expenditures	Increase (Decrease)	Ending Balance

This section not used.

Printed on a Xerox 9700 Laser Printing System at the Computing Services Center / Texas A&M University

Form: URGB01 (02/05/85)

Account	Description	Beginning Balance	Revenues	Net Allocations	Expenditures	Increase (Decrease)	Ending Balance

****
* *
* BLANK PAGE *
* *
****

Printed on a Xerox 9700 Laser Printing System at the Computing Services Center / Texas A&M University

Form: URGB01 (02/05/85)

CC	Account	Transaction Description	- Offset - CC	Account	Amount	Actual Entry From CC	From Account	To CC	To Account	Feed	Mand
20	010800	REVENUE-STATE APPROPRIATIONS									
			20	011182	425,421.00-	20	108007	20	011182	Y	
			20	011182	497,887.00-	20	108009	20	011182	Y	
			20	011182	8,693,186.00-	20	108008	20	011182	Y	
		** Decrease in Fund Balance **			9,616,494.00-						
20	010820	REVENUE-SALES									
			20	011182	11,833,856.00-	20	108200	20	011182	Y	
		** Decrease in Fund Balance **			11,833,856.00-						
20	011000	FUNCTIONAL & GENERAL EXPENSES									
			20	011182	9,295,992.00	20	011182	20	110001-00000	Y	
			20	011182	1,146,612.00	20	011182	20	110007-00000	Y	
			20	011182	567,164.00	20	011182	20	110014-00000	Y	
			20	011182	37,278.00	20	011182	20	110056	Y	
			20	011182	195,103.00	20	011182	20	110009-00000	Y	
			20	011182	125,106.00	20	011182	20	110057	Y	
			20	011182	416,875.00	20	011182	20	110015-00000	Y	
			20	011182	335,503.00	20	011182	20	110055	Y	
			20	011182	24,076.00	20	011182	20	110008-00000	Y	
			20	011182	427,797.00	20	011182	20	110058	Y	
			20	011182	382,879.00	20	011182	20	110051	Y	
			20	011182	42,542.00	20	011182	20	110053-00000	Y	
			20	011182	975,890.00	20	011182	20	110004-00000	Y	
			20	011182	107,536.00	20	011182	20	110005-00000	Y	
			20	011182	2,420,508.00	20	011182	20	110003-00000	Y	
			20	011182	1,811,039.00	20	011182	20	110002-00000	Y	
		** Increase in Fund Balance **			18,311,900.00						
20	011182	ALLOCATED INCOME FOR OPERATIONS									
			20	010800	497,887.00	20	108009	20	011182	Y	
			20	010800	8,693,186.00	20	108008	20	011182	Y	
			20	010800	425,421.00	20	108007	20	011182	Y	
			20	010820	11,833,856.00	20	108200	20	011182	Y	
			20	011000	567,164.00-	20	011182	20	110014-00000	Y	
			20	011000	37,278.00-	20	011182	20	110056	Y	
			20	011000	195,103.00-	20	011182	20	110009-00000	Y	
			20	011000	125,106.00-	20	011182	20	110057	Y	
			20	011000	416,875.00-	20	011182	20	110015-00000	Y	
			20	011000	335,503.00-	20	011182	20	110055	Y	
			20	011000	24,076.00-	20	011182	20	110008-00000	Y	
			20	011000	427,797.00-	20	011182	20	110058	Y	
			20	011000	382,879.00-	20	011182	20	110051	Y	
			20	011000	42,542.00-	20	011182	20	110053-00000	Y	
			20	011000	9,295,992.00-	20	011182	20	110001-00000	Y	
			20	011000	1,146,612.00-	20	011182	20	110007-00000	Y	
			20	011000	107,536.00-	20	011182	20	110005-00000	Y	

Printed on a Xerox 9700 Laser Printing System at the Computing Services Center / Texas A&M University

Form: URGB01 (02/05/85)

CC	Account	Transaction Description	- Offset - CC	Account	Amount	Actual Entry ---- From ----- CC	Account	----- To ------ CC	Account	Feed	Mand
20	011182	ALLOCATED INCOME FOR OPERATIONS									
			20	011000	975,890.00-	20	011182	20	110004-00000	Y	
			20	011000	2,420,508.00-	20	011182	20	110003-00000	Y	
			20	011000	1,811,039.00-	20	011182	20	110002-00000	Y	
		TVMDL DEBT SERVICE - COLLEGE S	01	011236	2,169,650.00-	20	011182	01	011236	N	Y
		TVMDL DEBT SERVICE - CANYON	01	011236	754,000.00-	20	011182	01	011236	N	Y
		** Increase in Fund Balance **			214,800.00						

Printed on a Xerox 9700 Laser Printing System at the Computing Services Center / Texas A&M University

Form: URGB01 (02/05/85)

CC	Account	Transaction Description	Offset CC	Offset Account	Amount	Actual Entry From CC	Actual Entry From Account	Actual Entry To CC	Actual Entry To Account	Feed	Mand
20	010800	REVENUE-STATE APPROPRIATIONS									
			20	108007	425,421.00	20	108007	20	011182	Y	
			20	108008	8,693,186.00	20	108008	20	011182	Y	
			20	108009	497,887.00	20	108009	20	011182	Y	
		** Potential Increase in Fund Balan			9,616,494.00						
20	010820	REVENUE-SALES									
			20	108200	11,833,856.00	20	108200	20	011182	Y	
		** Potential Increase in Fund Balan			11,833,856.00						
20	011000	FUNCTIONAL & GENERAL EXPENSES									
			20	110001-00000	9,295,992.00-	20	011182	20	110001-00000	Y	
			20	110002-00000	1,811,039.00-	20	011182	20	110002-00000	Y	
			20	110003-00000	2,420,508.00-	20	011182	20	110003-00000	Y	
			20	110004-00000	975,890.00-	20	011182	20	110004-00000	Y	
			20	110005-00000	107,536.00-	20	011182	20	110005-00000	Y	
			20	110007-00000	1,146,612.00-	20	011182	20	110007-00000	Y	
			20	110008-00000	24,076.00-	20	011182	20	110008-00000	Y	
			20	110009-00000	195,103.00-	20	011182	20	110009-00000	Y	
			20	110014-00000	567,164.00-	20	011182	20	110014-00000	Y	
			20	110015-00000	416,875.00-	20	011182	20	110015-00000	Y	
			20	110051	382,879.00-	20	011182	20	110051	Y	
			20	110053-00000	42,542.00-	20	011182	20	110053-00000	Y	
			20	110055	335,503.00-	20	011182	20	110055	Y	
			20	110056	37,278.00-	20	011182	20	110056	Y	
			20	110057	125,106.00-	20	011182	20	110057	Y	
			20	110058	427,797.00-	20	011182	20	110058	Y	
		** Potential Decrease in Fund Balan			18,311,900.00-						
20	108007	BENEFITS STATE PD-REVENUE TVMDL									
			20	010800	425,421.00-	20	108007	20	011182	Y	
		** Decrease in SL Allocation **			425,421.00-						
20	108008	STATE BASIC AID									
			20	010800	8,693,186.00-	20	108008	20	011182	Y	
		** Decrease in SL Allocation **			8,693,186.00-						
20	108009	GIP									
			20	010800	497,887.00-	20	108009	20	011182	Y	
		** Decrease in SL Allocation **			497,887.00-						
20	108200	SALES-COLLEGE STATION									
			20	010820	11,833,856.00-	20	108200	20	011182	Y	
		** Decrease in SL Allocation **			11,833,856.00-						
20	110001-00000	TVMDL OPERATIONS-COLLEGE STATION									
			20	011000	9,295,992.00	20	011182	20	110001-00000	Y	
		** Increase in SL Allocation **			9,295,992.00						

Printed on a Xerox 9700 Laser Printing System at the Computing Services Center / Texas A&M University

Form: URGB01 (02/05/85)

CC	Account	Transaction Description	--- Offset --- CC	Account	Amount	-------- Actual Entry --------- ---- From ----- CC	Account	----- To ------ CC	Account	Feed	Mand
20	110002-00000	TVMDL-ADMINISTRATION									
			20	011000	1,811,039.00	20	011182	20	110002-00000	Y	
		** Increase in SL Allocation **			1,811,039.00						
20	110003-00000	TVMDL-OPERATION-AMARILLO									
			20	011000	2,420,508.00	20	011182	20	110003-00000	Y	
		** Increase in SL Allocation **			2,420,508.00						
20	110004-00000	TVMDL-RACE TRACK DRUG TESTING									
			20	011000	975,890.00	20	011182	20	110004-00000	Y	
		** Increase in SL Allocation **			975,890.00						
20	110005-00000	TVMDL-POULTRY DIAGNOSTIC SERVICE									
			20	011000	107,536.00	20	011182	20	110005-00000	Y	
		** Increase in SL Allocation **			107,536.00						
20	110007-00000	TVMDL INFRASTRUCTURE IN BRAZOS C									
			20	011000	1,146,612.00	20	011182	20	110007-00000	Y	
		** Increase in SL Allocation **			1,146,612.00						
20	110008-00000	TVMDL HUB PROGRAM									
			20	011000	24,076.00	20	011182	20	110008-00000	Y	
		** Increase in SL Allocation **			24,076.00						
20	110009-00000	TVMDL INFRASTRUCTURE OUT BRAZOS									
			20	011000	195,103.00	20	011182	20	110009-00000	Y	
		** Increase in SL Allocation **			195,103.00						
20	110014-00000	TVMDL-CENTER POULTRY DIAGNOSTICS									
			20	011000	567,164.00	20	011182	20	110014-00000	Y	
		** Increase in SL Allocation **			567,164.00						
20	110015-00000	TVMDL-GONZALES POULTRY DIAGNOSTI									
			20	011000	416,875.00	20	011182	20	110015-00000	Y	
		** Increase in SL Allocation **			416,875.00						
20	110051	TVMDL-BENEFITS PD BY STATE - PS									
			20	011000	382,879.00	20	011182	20	110051	Y	
		** Increase in SL Allocation **			382,879.00						
20	110053-00000	TVMDL-BENEFITS PD BY STATE - IS									
			20	011000	42,542.00	20	011182	20	110053-00000	Y	
		** Increase in SL Allocation **			42,542.00						
20	110055	TVMDL - STATE GIP - PS									
			20	011000	335,503.00	20	011182	20	110055	Y	
		** Increase in SL Allocation **			335,503.00						

Printed on a Xerox 9700 Laser Printing System at the Computing Services Center / Texas A&M University

Form: URGB01 (02/05/85)

CC	Account	Transaction Description	--- Offset --- CC	Account	Amount	-------- Actual Entry --------- ---- From ----- CC	Account	----- To ------ CC	Account	Feed	Mand
20	110056	TVMDL - STATE GIP - IS									
			20	011000	37,278.00	20	011182	20	110056	Y	
		** Increase in SL Allocation **			37,278.00						
20	110057	TVMDL RETIREE GIP STATE PAID									
			20	011000	125,106.00	20	011182	20	110057	Y	
		** Increase in SL Allocation **			125,106.00						
20	110058	TVMDL RETIREE GIP LOCAL PAID									
			20	011000	427,797.00	20	011182	20	110058	Y	
		** Increase in SL Allocation **			427,797.00						

Printed on a Xerox 9700 Laser Printing System at the Computing Services Center / Texas A&M University

CC	Account	Transaction Description	Offset CC	Offset Account	Amount	Actual Entry From CC	Actual Entry From Account	Actual Entry To CC	Actual Entry To Account	Feed	Mand

****
* *
* BLANK PAGE *
* *
****

Form: URGB01 (02/05/85)
Printed on a Xerox 9700 Laser Printing System at the Computing Services Center / Texas A&M University

Form: URGB01 (02/05/85)

Account	Name	Section	Page
108007-	BENEFITS STATE PD-REVENUE TVMDL	2	1
108008-	STATE BASIC AID	2	1
108009-	GIP	2	1
108200-	SALES-COLLEGE STATION	2	1
108400-	INVESTMENT EARNINGS	2	1
110001-00000	TVMDL OPERATIONS-COLLEGE STATION	2	1
110002-00000	TVMDL-ADMINISTRATION	2	1
110003-00000	TVMDL-OPERATION-AMARILLO	2	1
110004-00000	TVMDL-RACE TRACK DRUG TESTING	2	2
110005-00000	TVMDL-POULTRY DIAGNOSTIC SERVICES	2	2
110007-00000	TVMDL INFRASTRUCTURE IN BRAZOS CTY	2	2
110008-00000	TVMDL HUB PROGRAM	2	2
110009-00000	TVMDL INFRASTRUCTURE OUT BRAZOS CTY	2	2
110014-00000	TVMDL-CENTER POULTRY DIAGNOSTICS	2	2
110015-00000	TVMDL-GONZALES POULTRY DIAGNOSTIC	2	3
110051-	TVMDL-BENEFITS PD BY STATE - PS	2	3
110053-00000	TVMDL-BENEFITS PD BY STATE - IS	2	3
110055-	TVMDL - STATE GIP - PS	2	3
110056-	TVMDL - STATE GIP - IS	2	3
110057-	TVMDL RETIREE GIP STATE PAID	2	3
110058-	TVMDL RETIREE GIP LOCAL PAID	2	3
200090-00000	TVMDL DESIGNATED	3	1
240000-00000	TVMDL INDIRECT COST	3	1
295020-00000	UCI RESERVE - PS	4	1
295050-00000	LUMP SUM TERMINATION RESERVE-NONFAC	4	1
590000-	TVMDL C&G BUDGET ONLY	6	1

Printed on a Xerox 9700 Laser Printing System at the Computing Services Center / Texas A&M University

Form: URGB01 (02/05/85)

Account	Name	Section	Page

****
* *
* BLANK PAGE *
* *
****

Printed on a Xerox 9700 Laser Printing System at the Computing Services Center / Texas A&M University

Form: URGB01 (02/05/85)

Name	Account	Section	Page
BENEFITS STATE PD-REVENUE TVMDL	108007-	2	1
GIP	108009-	2	1
INVESTMENT EARNINGS	108400-	2	1
LUMP SUM TERMINATION RESERVE-NONFAC	295050-00000	4	1
SALES-COLLEGE STATION	108200-	2	1
STATE BASIC AID	108008-	2	1
TVMDL - STATE GIP - IS	110056-	2	3
TVMDL - STATE GIP - PS	110055-	2	3
TVMDL C&G BUDGET ONLY	590000-	6	1
TVMDL DESIGNATED	200090-00000	3	1
TVMDL HUB PROGRAM	110008-00000	2	2
TVMDL INDIRECT COST	240000-00000	3	1
TVMDL INFRASTRUCTURE IN BRAZOS CTY	110007-00000	2	2
TVMDL INFRASTRUCTURE OUT BRAZOS CTY	110009-00000	2	2
TVMDL OPERATIONS-COLLEGE STATION	110001-00000	2	1
TVMDL RETIREE GIP LOCAL PAID	110058-	2	3
TVMDL RETIREE GIP STATE PAID	110057-	2	3
TVMDL-ADMINISTRATION	110002-00000	2	1
TVMDL-BENEFITS PD BY STATE - IS	110053-00000	2	3
TVMDL-BENEFITS PD BY STATE - PS	110051-	2	3
TVMDL-CENTER POULTRY DIAGNOSTICS	110014-00000	2	2
TVMDL-GONZALES POULTRY DIAGNOSTIC	110015-00000	2	3
TVMDL-OPERATION-AMARILLO	110003-00000	2	1
TVMDL-POULTRY DIAGNOSTIC SERVICES	110005-00000	2	2
TVMDL-RACE TRACK DRUG TESTING	110004-00000	2	2
UCI RESERVE - PS	295020-00000	4	1

Printed on a Xerox 9700 Laser Printing System at the Computing Services Center / Texas A&M University

Form: URGB01 (02/05/85)

Name	Account	Section	Page

****
*   *
* BLANK PAGE *
*   *
****

Printed on a Xerox 9700 Laser Printing System at the Computing Services Center / Texas A&M University

TEXAS A&M ENGINEERING EXPERIMENT STATION



Board Approved Operating Budgets

Fiscal Year Ending August 31, 2019

Table of Contents

Section	Title
1	Statement of Changes in Fund Balance
2	Functional and General Funds
3	Designated Funds
4	Designated Service Departments
5	Auxiliary Enterprises
6	Restricted Funds
7	Plant Funds
8	Transfers by Account
9	Allocations by Account
10	Index by Account Number
11	Index by Account Name
Appendix	Faculty Academic Workload Policy

Form: URGB01 (02/05/85)
Printed on a Xerox 9700 Laser Printing System at the Computing Services Center / Texas A&M University

Table of Contents

Section Title
-------- --

****
* *
* BLANK PAGE *
* *
****

Form: URGB01 (02/05/85)
Printed on a Xerox 9700 Laser Printing System at the Computing Services Center / Texas A&M University

Description	Current Funds: Functional and General	Current Funds: Designated	Current Funds: Auxiliary Enterprises	Current Funds: Restricted	Current Funds: Plant Funds	Total
Revenues						
State Approp - General Revenue	21,595,283					21,595,283
State Approp - Benefits Pd by St	4,387,904					4,387,904
State Approp - Other	443,561					443,561
Contracts and Grants		22,360,000		98,280,999		120,640,999
Gifts				1,350,250		1,350,250
Sales and Services		10,000,088				10,000,088
Investment Income		4,037,000				4,037,000
Other Operating Income		300,000				300,000
Total Revenue	26,426,748	36,697,088		99,631,249		162,755,085
Expenses						
Salaries - Faculty	1,664,379	2,595,859		16,723,065		20,983,303
Salaries - Non-Faculty	13,717,793	7,153,516		26,729,015		47,600,324
Wages	375,913	1,057,583		2,121,546		3,555,042
Benefits	4,403,781	1,875,935		8,122,354		14,402,070
Utilities		2,921,364		41,669		2,963,033
Scholarships		102,663		8,065,956		8,168,619
Operations and Maintenance	1,961,504	17,486,252		31,404,849		50,852,605
Equipment (Capitalized)	150,000	4,929,916		6,422,795		11,502,711
Total Expense(Less Service Depts)	22,273,370	38,123,088		99,631,249		160,027,707
Net Service Departments						
Total Expense	22,273,370	38,123,088		99,631,249		160,027,707
Transfers						
Retirement of Indebtedness	4,798,195-	1,674,000-				6,472,195-
Other Transfers	644,817	3,100,000				3,744,817
Total Transfers	4,153,378-	1,426,000				2,727,378-
Net Change in Fund Balance						

Form: URGB01 (02/05/85)
Printed on a Xerox 9700 Laser Printing System at the Computing Services Center / Texas A&M University

Form: URGB01 (02/05/85)

Description	Current Funds: Functional and General	Current Funds: Designated	Current Funds: Auxiliary Enterprises	Current Funds: Restricted	Plant Funds	Total

****
* *
* BLANK PAGE *
* *
****

Printed on a Xerox 9700 Laser Printing System at the Computing Services Center / Texas A&M University

Form: URGB01 (02/05/85)

Account	Description	Beginning Balance	Revenues	Net Allocations	Expenditures	Increase (Decrease)	Ending Balance
100000-00000	GENERAL REVENUE APPROPRIATION						
	Revenue						
	State Approp - Gene		21,595,283				
	Account Total	0	21,595,283	21,595,283-	0	0	0
100010-00000	TERP REVENUE						
	Revenue						
	State Approp - Othe		443,561				
	Account Total	0	443,561	443,561-	0	0	0
100100-00000	GIP REVENUE						
	Revenue						
	State Approp - Bene		2,352,904				
	Account Total	0	2,352,904	2,352,904-	0	0	0
100110-00000	STATE PAID BENEFITS REVENUE						
	Revenue						
	State Approp - Bene		2,035,000				
	Account Total	0	2,035,000	2,035,000-	0	0	0
110010-00000	BEGINNING BALANCES - BUDGET ONLY						
	Account Total	350,000	0	0	0	0	350,000
120000-00000	VICE CHANCELLOR						
	Expense						
	Salaries - Non-Faculty				360,764		
	Wages				63,000		
	Account Total	0	0	423,764	423,764	0	0
120002-00000	COE SALARIES						
	Expense						
	Salaries - Non-Faculty				31,320		
	Account Total	0	0	31,320	31,320	0	0
120005-00000	ENGINEERING COMUNICATIONS						
	Expense						
	Salaries - Non-Faculty				476,866		
	Wages				6,000		
	Account Total	0	0	482,866	482,866	0	0
120010-00000	TEES INFORMATION SYSTEMS						
	Expense						
	Salaries - Non-Faculty				535,057		
	Account Total	0	0	535,057	535,057	0	0

Printed on a Xerox 9700 Laser Printing System at the Computing Services Center / Texas A&M University

Form: URGB01 (02/05/85)

Account	Description	Beginning Balance	Revenues	Net Allocations	Expenditures	Increase (Decrease)	Ending Balance
120011-00000	PC SUPPORT SERVICES						
	Expense						
	Salaries - Non-Faculty				582,935		
	Wages				10,000		
	Account Total	0	0	592,935	592,935	0	0
120020-00000	DEPUTY DIRECTOR						
	Expense						
	Salaries - Non-Faculty				381,594		
	Account Total	0	0	381,594	381,594	0	0
120025-00000	RISK OFFICE						
	Expense						
	Salaries - Non-Faculty				566,487		
	Wages				5,163		
	Account Total	0	0	571,650	571,650	0	0
120030-00000	ASSOCIATE DIRECTOR						
	Expense						
	Salaries - Non-Faculty				79,468		
	Benefits				4,316		
	Account Total	0	0	83,784	83,784	0	0
120035-00000	FACILITIES SUPPORT - ENGINEERING						
	Expense						
	Salaries - Non-Faculty				310,036		
	Account Total	0	0	310,036	310,036	0	0
120040-00000	CFO						
	Expense						
	Salaries - Non-Faculty				331,037		
	Account Total	0	0	331,037	331,037	0	0
120045-00000	TEES FISCAL OFFICE						
	Expense						
	Salaries - Non-Faculty				1,153,229		
	Wages				35,000		
	Account Total	0	0	1,188,229	1,188,229	0	0
120046-00000	ENGINEERING HUMAN RESOURCES						
	Expense						
	Salaries - Non-Faculty				356,510		
	Wages				55,500		
	Account Total	0	0	412,010	412,010	0	0
120047-00000	ENGINEERING PAYROLL						
	Expense						
	Salaries - Non-Faculty				293,659		
	Account Total	0	0	293,659	293,659	0	0

Printed on a Xerox 9700 Laser Printing System at the Computing Services Center / Texas A&M University

Form: URGB01 (02/05/85)

Account	Description	Beginning Balance	Revenues	Net Allocations	Expenditures	Increase (Decrease)	Ending Balance
120048-00000	ENGR BUDGET OFFICE						
	Expense						
	Salaries - Non-Faculty				128,932		
	Account Total	0	0	128,932	128,932	0	0
120050-00000	ASST VC COMMUNICATIONS-SALARY ACCT						
	Expense						
	Salaries - Non-Faculty				102,233		
	Account Total	0	0	102,233	102,233	0	0
120100-00000	STRATEGIC INITIATIVES						
	Expense						
	Salaries - Non-Faculty				378,926		
	Account Total	0	0	378,926	378,926	0	0
120110-00000	CENTER OPERATIONS_(PAYROLL)						
	Expense						
	Salaries - Non-Faculty				299,718		
	Account Total	0	0	299,718	299,718	0	0
120200-00000	WORKFORCE DEVELOPMENT						
	Expense						
	Salaries - Non-Faculty				534,740		
	Wages				10,000		
	Account Total	0	0	544,740	544,740	0	0
120400-00000	REGIONAL DIVISIONS						
	Expense						
	Salaries - Non-Faculty				131,267		
	Account Total	0	0	131,267	131,267	0	0
120500-00000	TECHNOLOGY COMMERCIAL						
	Expense						
	Salaries - Non-Faculty				807,676		
	Wages				19,000		
	Account Total	0	0	826,676	826,676	0	0
120520-00000	CONTRACTS (PAYROLL)						
	Expense						
	Salaries - Non-Faculty				422,599		
	Benefits				11,561		
	Account Total	0	0	434,160	434,160	0	0
120530-00000	CORPORATE RELATIONS						
	Expense						
	Salaries - Non-Faculty				454,440		
	Wages				15,000		
	Account Total	0	0	469,440	469,440	0	0

Printed on a Xerox 9700 Laser Printing System at the Computing Services Center / Texas A&M University

Form: URGB01 (02/05/85)

Account	Description	Beginning Balance	Revenues	Net Allocations	Expenditures	Increase (Decrease)	Ending Balance
120540-00000	LAB SUPPORT						
	Expense						
	Salaries - Non-Faculty				42,500		
	Account Total	0	0	42,500	42,500	0	0
120555-00000	DISTANCE LEARNING - SALARY ACCOUNT						
	Expense						
	Salaries - Non-Faculty				183,697		
	Wages				50,000		
	Account Total	0	0	233,697	233,697	0	0
120556	ASSOC VC CYBERSECURITY-SALARY ACCT						
	Expense						
	Salaries - Non-Faculty				240,208		
	Account Total	0	0	240,208	240,208	0	0
121000-00000	GIP - INSTITUTIONAL SUPPORT						
	Expense						
	Benefits				2,352,904		
	Account Total	0	0	2,352,904	2,352,904	0	0
121100-00000	BENEFITS PAID BY THE STATE-FICA						
	Expense						
	Benefits				975,000		
	Account Total	0	0	975,000	975,000	0	0
121110-00000	BENEFITS PAID BY THE STATE-TRS						
	Expense						
	Benefits				650,000		
	Account Total	0	0	650,000	650,000	0	0
121120-00000	BENEFITS PAID BY THE STATE ORP FY99						
	Expense						
	Benefits				400,000		
	Account Total	0	0	400,000	400,000	0	0
121130-00000	BENEFITS PAID BY THE STATE-UCI						
	Expense						
	Benefits				10,000		
	Account Total	0	0	10,000	10,000	0	0
125129-00000	MPREF - SALARY ACCOUNT						
	Expense						
	Salaries - Non-Faculty				99,800		
	Account Total	0	0	99,800	99,800	0	0

Printed on a Xerox 9700 Laser Printing System at the Computing Services Center / Texas A&M University

Form: URGB01 (02/05/85)

Account	Description	Beginning Balance	Revenues	Net Allocations	Expenditures	Increase (Decrease)	Ending Balance
125519-00000	OFFSHORE RESEARCH INITIATIVE						
	Expense						
	Salaries - Non-Faculty				203,861		
	Account Total	0	0	203,861	203,861	0	0
125545-00000	NUCLEAR SCIENCE CENTER						
	Expense						
	Salaries - Faculty				63,648		
	Salaries - Non-Faculty				86,352		
	Account Total	0	0	150,000	150,000	0	0
125597-00000	INFRASTRUCTURE SUPPORT						
	Expense						
	Operations and Maintenance				952,970		
	Account Total	0	0	952,970	952,970	0	0
125809-00000	TEES FAST RESPONSE						
	Expense						
	Salaries - Faculty				15,966		
	Salaries - Non-Faculty				60		
	Operations and Maintenance				10,249		
	Account Total	0	0	26,275	26,275	0	0
125844-00000	RESEARCH INITIATIVES						
	Expense						
	Salaries - Non-Faculty				60,000		
	Account Total	0	0	60,000	60,000	0	0
125845-00000	RECURRING COMMITMENTS						
	Expense						
	Salaries - Faculty				200,000		
	Salaries - Non-Faculty				73,223		
	Account Total	0	0	273,223	273,223	0	0
125846-00000	FACULTY STARTUPS						
	Expense						
	Salaries - Faculty				15,000		
	Salaries - Non-Faculty				15,000		
	Operations and Maintenance				20,000		
	Account Total	0	0	50,000	50,000	0	0
125847-00000	PROPOSAL DEVELOPMENT						
	Expense						
	Salaries - Faculty				45,000		
	Salaries - Non-Faculty				30,000		
	Operations and Maintenance				25,000		
	Account Total	0	0	100,000	100,000	0	0

Printed on a Xerox 9700 Laser Printing System at the Computing Services Center / Texas A&M University

Form: URGB01 (02/05/85)

Account	Description	Beginning Balance	Revenues	Net Allocations	Expenditures	Increase (Decrease)	Ending Balance
125851-00000	RECURRING COMMITMENTS						
	Expense						
	Salaries - Faculty				330,000		
	Salaries - Non-Faculty				100,200		
	Operations and Maintenance				59,800		
	Account Total	0	0	490,000	490,000	0	0
125853-00000	WORKFORCE DEVEL - LAWLEY						
	Expense						
	Salaries - Non-Faculty				45,521		
	Account Total	0	0	45,521	45,521	0	0
131000-00000	OSRS ASSESSMENT						
	Expense						
	Salaries - Non-Faculty				2,000,000		
	Account Total	0	0	2,000,000	2,000,000	0	0
150005	BUDGET CONTINGENCY-BUDGET ONLY						
	Expense						
	Salaries - Non-Faculty				375,000		
	Account Total	0	0	375,000	375,000	0	0
161105-00000	NUCLEAR POWER INSTITUTE-FY2018						
	Expense						
	Salaries - Faculty				648,500		
	Salaries - Non-Faculty				869,000		
	Wages				99,750		
	Operations and Maintenance				732,750		
	Equipment (Capitalized)				150,000		
	Account Total	0	0	2,500,000	2,500,000	0	0
163000-00000	WATER SEED GRANT FUNDING						
	Expense						
	Salaries - Faculty				271,265		
	Salaries - Non-Faculty				312,817		
	Operations and Maintenance				60,735		
	Account Total	0	0	644,817	644,817	0	0
170035-00000	SB5 ENERGY PROGRAM '18 (TERP)						
	Expense						
	Salaries - Faculty				75,000		
	Salaries - Non-Faculty				261,061		
	Wages				7,500		
	Operations and Maintenance				100,000		
	Account Total	0	0	443,561	443,561	0	0

Printed on a Xerox 9700 Laser Printing System at the Computing Services Center / Texas A&M University

Form: URGB01 (02/05/85)

Account	Description	Beginning Balance	Revenues	Net Allocations	Expenditures	Increase (Decrease)	Ending Balance
Functional and General Funds - Board Approved							
	Revenue						
	State Approp - Gene		21,595,283				
	State Approp - Bene		4,387,904				
	State Approp - Othe		443,561				
	Expense						
	Salaries - Faculty				1,664,379		
	Salaries - Non-Faculty				13,717,793		
	Wages				375,913		
	Benefits				4,403,781		
	Operations and Maintenance				1,961,504		
	Equipment (Capitalized)				150,000		
	Grand Total	350,000	26,426,748	4,153,378-	22,273,370	0	350,000

Printed on a Xerox 9700 Laser Printing System at the Computing Services Center / Texas A&M University

Form: URGB01 (02/05/85)

Account	Description	Beginning Balance	Revenues	Net Allocations	Expenditures	Increase (Decrease)	Ending Balance

****
*   *
* BLANK PAGE *
*   *
****

Printed on a Xerox 9700 Laser Printing System at the Computing Services Center / Texas A&M University

Account	Description	Beginning Balance	Revenues	Net Allocations	Expenditures	Increase (Decrease)	Ending Balance
200010-00000	BEGINNING BALANCES - BUDGET ONLY						
	Account Total	32,418,458	0	0	0	0	32,418,458
201190-00000	TEES ROYALTY EARNED						
	Revenue						
	Other Operating Inc		300,000				
	Account Total	0	300,000	300,000-	0	0	0
202000-00000	DIVISION ROYALTY - BUDGET ONLY						
	Expense						
	Operations and Maintenance				150,000		
	Account Total	0	0	150,000	150,000	0	0
202302-00000	TEES GENERAL PATENT EXPENSES						
	Expense						
	Operations and Maintenance				220,000		
	Account Total	0	0	220,000	220,000	0	0
205204-00000	CCP INVESTMENT EARNINGS						
	Revenue						
	Investment Income		3,750,000				
	Expense						
	Operations and Maintenance				250,000		
	Account Total	0	3,750,000	3,500,000-	250,000	0	0
205411-00000	MANAGEMENT FEES (ADMIN)						
	Revenue						
	Sales and Services		746,000				
	Account Total	0	746,000	746,000-	0	0	0
205412-00000	CONTINUING EDUCATION ADMIN						
	Expense						
	Operations and Maintenance				130,000		
	Account Total	0	0	130,000	130,000	0	0
205601-00000	TEES INFORMATION SYSTEMS						
	Expense						
	Operations and Maintenance				805,157		
	Account Total	0	0	805,157	805,157	0	0
205602-00000	IT - LARGE PURCHASES						
	Expense						
	Operations and Maintenance				100,000		
	Equipment (Capitalized)				666,000		
	Account Total	0	0	766,000	766,000	0	0

Form: URGB01 (02/05/85)
Printed on a Xerox 9700 Laser Printing System at the Computing Services Center / Texas A&M University

Form: URGB01 (02/05/85)

Account	Description	Beginning Balance	Revenues	Net Allocations	Expenditures	Increase (Decrease)	Ending Balance
205603-00000	FACILITIES SUPPORT						
	Expense						
	Operations and Maintenance				27,000		
	Account Total	0	0	27,000	27,000	0	0
205604-00000	TEES SAFETY SERVICES						
	Expense						
	Operations and Maintenance				156,036		
	Account Total	0	0	156,036	156,036	0	0
205612-00000	ENGINEERING COMMUNICATIONS						
	Expense						
	Operations and Maintenance				120,000		
	Account Total	0	0	120,000	120,000	0	0
205620-00000	VICE CHANCELLOR						
	Expense						
	Operations and Maintenance				116,250		
	Account Total	0	0	116,250	116,250	0	0
205630-00000	ENGINEERING HUMAN RESOURCES						
	Expense						
	Operations and Maintenance				6,000		
	Account Total	0	0	6,000	6,000	0	0
205637-00000	FISCAL OFFICE						
	Expense						
	Operations and Maintenance				56,000		
	Account Total	0	0	56,000	56,000	0	0
205649-00000	ENGINEERING BUDGET OFFICE						
	Expense						
	Operations and Maintenance				12,337		
	Account Total	0	0	12,337	12,337	0	0
205650-00000	ENGINEERING PAYROLL - LOCAL						
	Expense						
	Salaries - Non-Faculty				145,217		
	Benefits				44,508		
	Operations and Maintenance				80,000		
	Account Total	0	0	269,725	269,725	0	0
205679-00000	INFRASTRUCTURE CONTINGENCY						
	Expense						
	Operations and Maintenance				300,000		
	Account Total	0	0	300,000	300,000	0	0

Printed on a Xerox 9700 Laser Printing System at the Computing Services Center / Texas A&M University

Account	Description	Beginning Balance	Revenues	Net Allocations	Expenditures	Increase (Decrease)	Ending Balance
205685-00000	EASTMARK SUPPLIES & OTHER OPS						
	Expense						
	Operations and Maintenance				50,000		
	Account Total	0	0	50,000	50,000	0	0
205688-00000	CFO - OTHER OPER EXPENSES						
	Expense						
	Salaries - Non-Faculty				5,000		
	Operations and Maintenance				64,000		
	Account Total	0	0	69,000	69,000	0	0
205689-00000	DEP DIRECTOR - OTHER OPER EXP						
	Expense						
	Operations and Maintenance				60,000		
	Account Total	0	0	60,000	60,000	0	0
205693-00000	RISK OFFICE						
	Expense						
	Operations and Maintenance				50,000		
	Account Total	0	0	50,000	50,000	0	0
205696-00000	AGENCY WIDE TRAINING						
	Expense						
	Operations and Maintenance				40,000		
	Account Total	0	0	40,000	40,000	0	0
206000-00000	WORKFORCE DEVELOPMENT (GIFTS)						
	Expense						
	Operations and Maintenance				5,000		
	Account Total	0	0	5,000	5,000	0	0
206001-00000	STRATEGIC INITIATIVES (GIFTS)						
	Expense						
	Operations and Maintenance				2,000		
	Account Total	0	0	2,000	2,000	0	0
206002-00000	TECHNOLOGY COMMERCIALIZATION -GIFTS						
	Expense						
	Operations and Maintenance				1,500		
	Account Total	0	0	1,500	1,500	0	0
206003-00000	REGIONAL DIVISIONS (GIFTS)						
	Expense						
	Operations and Maintenance				6,000		
	Account Total	0	0	6,000	6,000	0	0

Form: URGB01 (02/05/85)
Printed on a Xerox 9700 Laser Printing System at the Computing Services Center / Texas A&M University

Form: URGB01 (02/05/85)

Account	Description	Beginning Balance	Revenues	Net Allocations	Expenditures	Increase (Decrease)	Ending Balance
206017-00000	STATE - EXTERNAL AFFAIRS						
	Expense						
	Salaries - Non-Faculty				220,320		
	Benefits				44,222		
	Operations and Maintenance				70,000		
	Account Total	0	0	334,542	334,542	0	0
206125-00000	PROGRAM SUPPORT - GIFTS						
	Expense						
	Operations and Maintenance				1,000		
	Account Total	0	0	1,000	1,000	0	0
206133-00000	VICE CHANCELLOR - TRAVEL						
	Expense						
	Operations and Maintenance				80,000		
	Account Total	0	0	80,000	80,000	0	0
206135-00000	VICE CHANCELLOR - GIFTS						
	Expense						
	Operations and Maintenance				15,000		
	Account Total	0	0	15,000	15,000	0	0
206138-00000	DEFERRED COMP - BANKS						
	Expense						
	Wages				58,200		
	Benefits				4,830		
	Account Total	0	0	63,030	63,030	0	0
206142-00000	ASSOC DIRECTOR - TRAVEL						
	Expense						
	Operations and Maintenance				10,000		
	Account Total	0	0	10,000	10,000	0	0
206143-00000	ASSOC DIRECTOR - GIFTS						
	Expense						
	Operations and Maintenance				3,000		
	Account Total	0	0	3,000	3,000	0	0
206176-00000	TNVC						
	Expense						
	Operations and Maintenance				60,000		
	Account Total	0	0	60,000	60,000	0	0
206178-00000	LOCAL SUPPORT						
	Expense						
	Operations and Maintenance				7,500		
	Account Total	0	0	7,500	7,500	0	0

Printed on a Xerox 9700 Laser Printing System at the Computing Services Center / Texas A&M University

Form: URGB01 (02/05/85)

Account	Description	Beginning Balance	Revenues	Net Allocations	Expenditures	Increase (Decrease)	Ending Balance
206185-00000	REMOTE EDUCATION - LOCAL						
	Expense						
	Operations and Maintenance				66,303		
	Account Total	0	0	66,303	66,303	0	0
208005-00000	TEES RESEARCH-MISC - BUDGET ONLY						
	Expense						
	Salaries - Faculty				109,671		
	Salaries - Non-Faculty				246,421		
	Wages				24,746		
	Benefits				68,688		
	Utilities				1,534		
	Scholarships				49,314		
	Operations and Maintenance				289,293		
	Equipment (Capitalized)				160,333		
	Account Total	0	0	950,000	950,000	0	0
220300-00000	RESEARCH INITIATIVES						
	Expense						
	Salaries - Faculty				61,514		
	Salaries - Non-Faculty				96,563		
	Wages				21,263		
	Benefits				30,375		
	Utilities				1,319		
	Operations and Maintenance				325,109		
	Equipment (Capitalized)				213,857		
	Account Total	0	0	750,000	750,000	0	0
220320-00000	FACULTY STARTUPS						
	Expense						
	Salaries - Faculty				559,521		
	Salaries - Non-Faculty				1,257,200		
	Wages				126,248		
	Benefits				350,434		
	Utilities				7,827		
	Operations and Maintenance				1,651,787		
	Equipment (Capitalized)				496,983		
	Account Total	0	0	4,450,000	4,450,000	0	0
220465-00000	RECURRING COMMITMENTS-CTR INITIATIV						
	Expense						
	Salaries - Non-Faculty				99,500		
	Operations and Maintenance				178,000		
	Account Total	0	0	277,500	277,500	0	0

Printed on a Xerox 9700 Laser Printing System at the Computing Services Center / Texas A&M University

Form: URGB01 (02/05/85)

Account	Description	Beginning Balance	Revenues	Net Allocations	Expenditures	Increase (Decrease)	Ending Balance
220600-00000	CENTER INITIATIVES						
	Expense						
	Salaries - Faculty				243,043		
	Salaries - Non-Faculty				150,000		
	Benefits				65,000		
	Operations and Maintenance				185,310		
	Equipment (Capitalized)				150,000		
	Account Total	0	0	793,353	793,353	0	0
230000-00000	PI INCENTIVE - BUDGET ONLY						
	Expense						
	Salaries - Faculty				258,725		
	Salaries - Non-Faculty				479,473		
	Wages				58,377		
	Benefits				152,153		
	Utilities				3,620		
	Scholarships				116,339		
	Operations and Maintenance				568,973		
	Equipment (Capitalized)				420,040		
	Account Total	0	0	2,057,700	2,057,700	0	0
233005-00000	DIV INCENTIVE - BUDGET ONLY						
	Expense						
	Salaries - Faculty				250,650		
	Salaries - Non-Faculty				461,330		
	Wages				56,556		
	Benefits				137,207		
	Utilities				3,506		
	Scholarships				112,708		
	Operations and Maintenance				742,923		
	Equipment (Capitalized)				228,600		
	Account Total	0	0	1,993,480	1,993,480	0	0
234005-00000	DEPARTMENTAL FUNDING - BUDGET ONLY						
	Expense						
	Salaries - Faculty				129,139		
	Salaries - Non-Faculty				290,166		
	Wages				29,138		
	Benefits				80,881		
	Utilities				1,807		
	Scholarships				58,069		
	Operations and Maintenance				381,237		
	Equipment (Capitalized)				56,637		
	Account Total	0	0	1,027,074	1,027,074	0	0
235036-00000	WORKFORCE DEVELOPMENT						
	Expense						
	Operations and Maintenance				30,412		
	Account Total	0	0	30,412	30,412	0	0

Printed on a Xerox 9700 Laser Printing System at the Computing Services Center / Texas A&M University

Form: URGB01 (02/05/85)

Account	Description	Beginning Balance	Revenues	Net Allocations	Expenditures	Increase (Decrease)	Ending Balance
235037-00000	STRATEGIC INITIATIVES						
	Expense						
	Operations and Maintenance				25,000		
	Account Total	0	0	25,000	25,000	0	0
235038-00000	CONTRACTS (LOCAL)						
	Expense						
	Operations and Maintenance				16,000		
	Account Total	0	0	16,000	16,000	0	0
235039-00000	CENTER OPERATIONS_(LOCAL)						
	Expense						
	Operations and Maintenance				51,280		
	Account Total	0	0	51,280	51,280	0	0
235040-00000	TEES FAST RESPONSE (LOCAL)						
	Expense						
	Operations and Maintenance				100,000		
	Account Total	0	0	100,000	100,000	0	0
235071-00000	FACULTY RETENTION						
	Expense						
	Operations and Maintenance				200,000		
	Account Total	0	0	200,000	200,000	0	0
235095-00000	CORPORATE RELATIONS						
	Expense						
	Operations and Maintenance				94,500		
	Account Total	0	0	94,500	94,500	0	0
235106-00000	TECHNOLOGY COMMERCIALIZATION						
	Expense						
	Operations and Maintenance				65,000		
	Account Total	0	0	65,000	65,000	0	0
235112-00000	NATIONAL INITIATIVES						
	Expense						
	Operations and Maintenance				50,000		
	Account Total	0	0	50,000	50,000	0	0
235114-00000	REGIONAL DIVISIONS						
	Expense						
	Operations and Maintenance				55,000		
	Account Total	0	0	55,000	55,000	0	0
235142-00000	GERB LEASE						
	Expense						
	Operations and Maintenance				2,207,436		
	Account Total	0	0	2,207,436	2,207,436	0	0

Printed on a Xerox 9700 Laser Printing System at the Computing Services Center / Texas A&M University

Form: URGB01 (02/05/85)

Account	Description	Beginning Balance	Revenues	Net Allocations	Expenditures	Increase (Decrease)	Ending Balance
235144-00000	ENTREPRENEURSHIP						
	Expense						
	Operations and Maintenance				80,000		
	Account Total	0	0	80,000	80,000	0	0
235145-00000	GLOBAL INITIATIVES						
	Expense						
	Salaries - Faculty				50,000		
	Benefits				4,125		
	Operations and Maintenance				95,875		
	Account Total	0	0	150,000	150,000	0	0
235146-00000	FIELD OFFICE - LOCAL						
	Expense						
	Operations and Maintenance				70,000		
	Account Total	0	0	70,000	70,000	0	0
235152-00000	NNMI INITIATIVES						
	Expense						
	Operations and Maintenance				50,000		
	Account Total	0	0	50,000	50,000	0	0
235161-00000	INFRASTRUCTURE SUPPORT						
	Expense						
	Utilities				2,739,501		
	Operations and Maintenance				965,459		
	Account Total	0	0	3,704,960	3,704,960	0	0
235165-00000	SAGO ASSESSMENTS						
	Expense						
	Operations and Maintenance				775,757		
	Account Total	0	0	775,757	775,757	0	0
235425-00000	AGENCY WIDE ASSESSMENTS						
	Expense						
	Operations and Maintenance				962,794		
	Account Total	0	0	962,794	962,794	0	0
235538-00000	OSRS ASSESSMENTS						
	Expense						
	Operations and Maintenance				656,993		
	Account Total	0	0	656,993	656,993	0	0
235569-00000	MAESTRO ASSESSMENTS						
	Expense						
	Operations and Maintenance				456,707		
	Account Total	0	0	456,707	456,707	0	0

Printed on a Xerox 9700 Laser Printing System at the Computing Services Center / Texas A&M University

Form: URGB01 (02/05/85)

Account	Description	Beginning Balance	Revenues	Net Allocations	Expenditures	Increase (Decrease)	Ending Balance
235625-00000	CONCUR PROCESSING FEES						
	Expense						
	Operations and Maintenance				33,654		
	Account Total	0	0	33,654	33,654	0	0
235662-00000	NNMI INITIATIVES						
	Expense						
	Operations and Maintenance				350,000		
	Account Total	0	0	350,000	350,000	0	0
235714-00000	VON GONTEN LAB LEASE						
	Expense						
	Operations and Maintenance				170,000		
	Account Total	0	0	170,000	170,000	0	0
235723-00000	EASTMARK LEASE						
	Expense						
	Operations and Maintenance				935,000		
	Account Total	0	0	935,000	935,000	0	0
235735-00000	EASTMARK MOVE						
	Expense						
	Operations and Maintenance				138,000		
	Account Total	0	0	138,000	138,000	0	0
235748	MPREF - LOCAL ACCOUNT						
	Expense						
	Operations and Maintenance				20,000		
	Account Total	0	0	20,000	20,000	0	0
235782-00000	CYBERSECURITY TEST FACILITY SUPPORT						
	Expense						
	Operations and Maintenance				10,000		
	Account Total	0	0	10,000	10,000	0	0
235832-00000	PANTEX O&M						
	Expense						
	Operations and Maintenance				250,000		
	Account Total	0	0	250,000	250,000	0	0
239000-00000	INDIRECT COST TEES						
	Revenue						
	Contracts and Grant		22,360,000				
	Account Total	0	22,360,000	22,360,000-	0	0	0

Printed on a Xerox 9700 Laser Printing System at the Computing Services Center / Texas A&M University

Form: URGB01 (02/05/85)

Account	Description	Beginning Balance	Revenues	Net Allocations	Expenditures	Increase (Decrease)	Ending Balance
239100-00000	JIP-DEPT RES INCENTIVE -BUDGET ONLY						
	Expense						
	Salaries - Faculty				35,651		
	Salaries - Non-Faculty				20,372		
	Benefits				7,912		
	Operations and Maintenance				2,062		
	Account Total	0	0	65,997	65,997	0	0
239805-00000	VPR INCENTIVE / RDF - BUDGET ONLY						
	Expense						
	Salaries - Faculty				1,137,281		
	Salaries - Non-Faculty				939,493		
	Benefits				166,142		
	Operations and Maintenance				843,634		
	Account Total	0	0	3,086,550	3,086,550	0	0
246259-00000	RESEARCH FELLOWS ENDOW OPERATIONS						
	Revenue						
	Investment Income		115,000				
	Account Total	0	115,000	115,000-	0	0	0
246409-00000	RESEARCH CHAIRS ENDOWMENT OPERATING						
	Revenue						
	Investment Income		172,000				
	Account Total	0	172,000	172,000-	0	0	0
250005-00000	SHORT COURSES/CONT EDU-BUDGET ONLY						
	Revenue						
	Sales and Services		7,000,000				
	Expense						
	Salaries - Non-Faculty				1,394,620		
	Wages				339,800		
	Benefits				414,300		
	Scholarships				44,810		
	Operations and Maintenance				4,440,167		
	Equipment (Capitalized)				65,000		
	Account Total	0	7,000,000	301,303-	6,698,697	0	0
260019-00000	PUF - FY2019						
	Expense						
	Equipment (Capitalized)				3,100,000		
	Account Total	0	0	3,100,000	3,100,000	0	0

Printed on a Xerox 9700 Laser Printing System at the Computing Services Center / Texas A&M University

Form: URGB01 (02/05/85)

Account	Description	Beginning Balance	Revenues	Net Allocations	Expenditures	Increase (Decrease)	Ending Balance
280005-00000	EXTERNAL SERVICES - BUDGET ONLY						
	Revenue						
	Sales and Services		2,254,088				
	Expense						
	Salaries - Faculty				172,489		
	Salaries - Non-Faculty				1,080,897		
	Wages				273,255		
	Benefits				261,470		
	Utilities				1,250		
	Operations and Maintenance				416,101		
	Equipment (Capitalized)				48,626		
	Account Total	0	2,254,088	0	2,254,088	0	0
289100	BUDGET CONTINGENCY/SWAP						
	Expense						
	Salaries - Non-Faculty				25,000		
	Account Total	0	0	25,000	25,000	0	0
299005-00000	BUDGET CONTINGENCY						
	Expense						
	Salaries - Faculty				411,825-		
	Salaries - Non-Faculty				241,944		
	Wages				70,000		
	Benefits				43,688		
	Utilities				161,000		
	Scholarships				278,577-		
	Operations and Maintenance				4,168,294-		
	Equipment (Capitalized)				676,160-		
	Account Total	0	0	5,018,224-	5,018,224-	0	0
299235-00000	RESERVE FOR DEBT SRV & RENOVATION						
	Expense						
	Operations and Maintenance				405,000-		
	Account Total	0	0	405,000-	405,000-	0	0

Printed on a Xerox 9700 Laser Printing System at the Computing Services Center / Texas A&M University

Form: URGB01 (02/05/85)

Account	Description	Beginning Balance	Revenues	Net Allocations	Expenditures	Increase (Decrease)	Ending Balance
Designated Funds - Board Approved							
	Revenue						
	Contracts and Grant		22,360,000				
	Sales and Services		10,000,088				
	Investment Income		4,037,000				
	Other Operating Inc		300,000				
	Expense						
	Salaries - Faculty				2,595,859		
	Salaries - Non-Faculty				7,153,516		
	Wages				1,057,583		
	Benefits				1,875,935		
	Utilities				2,921,364		
	Scholarships				102,663		
	Operations and Maintenance				17,486,252		
	Equipment (Capitalized)				4,929,916		
	Grand Total	32,418,458	36,697,088	1,426,000	38,123,088	0	32,418,458

Printed on a Xerox 9700 Laser Printing System at the Computing Services Center / Texas A&M University

Form: URGB01 (02/05/85)

Account	Description	Beginning Balance	Revenues	Net Allocations	Expenditures	Increase (Decrease)	Ending Balance
270000-00000	WIND TUNNEL-INTERNAL RESEARCH SERVI						
	Revenue						
	Sales and Services		56,285				
	Expense						
	Salaries - Faculty				44,805		
	Salaries - Non-Faculty				1,318		
	Benefits				9,505		
	Operations and Maintenance				657		
	Account Total	0	56,285	0	56,285	0	0
270060-00000	CLEANROOM OPERATING ACCOUNT						
	Revenue						
	Sales and Services		35,000				
	Expense						
	Operations and Maintenance				35,000		
	Account Total	0	35,000	0	35,000	0	0
270230-00000	NSC SERVICES-INTERNAL						
	Revenue						
	Sales and Services		62,500				
	Expense						
	Salaries - Faculty				19,055		
	Salaries - Non-Faculty				7,210		
	Benefits				6,500		
	Operations and Maintenance				2,735		
	Equipment (Capitalized)				27,000		
	Account Total	0	62,500	0	62,500	0	0
270250-00000	TEES VEHICLES						
	Revenue						
	Sales and Services		10,000				
	Expense						
	Operations and Maintenance				10,000		
	Account Total	0	10,000	0	10,000	0	0
270320-00000	MATERIALS & MECHANICS LAB-INTERNAL						
	Revenue						
	Sales and Services		25,000				
	Expense						
	Operations and Maintenance				25,000		
	Account Total	0	25,000	0	25,000	0	0

Printed on a Xerox 9700 Laser Printing System at the Computing Services Center / Texas A&M University

Form: URGB01 (02/05/85)

Account	Description	Beginning Balance	Revenues	Net Allocations	Expenditures	Increase (Decrease)	Ending Balance
270360-00000	COASTAL ENGR LAB						
	Revenue						
	Sales and Services		25,000				
	Expense						
	Wages				19,218		
	Benefits				312		
	Operations and Maintenance				5,470		
	Account Total	0	25,000	0	25,000	0	0
270430-00000	MATERIALS CHAR X-RAY DIFF (NEW)						
	Revenue						
	Sales and Services		20,000				
	Expense						
	Operations and Maintenance				20,000		
	Account Total	0	20,000	0	20,000	0	0
270460-00000	HIGH BAY LAB - INTERNAL						
	Revenue						
	Sales and Services		50,000				
	Expense						
	Operations and Maintenance				50,000		
	Account Total	0	50,000	0	50,000	0	0
270740-00000	UCI ASSESSMENTS						
	Revenue						
	Sales and Services		14,350				
	Expense						
	Operations and Maintenance				14,350		
	Account Total	0	14,350	0	14,350	0	0
270910-00000	NAL SERVICES - INTERNAL						
	Revenue						
	Sales and Services		98,000				
	Expense						
	Salaries - Non-Faculty				41,200		
	Benefits				11,000		
	Operations and Maintenance				45,800		
	Account Total	0	98,000	0	98,000	0	0
270930-00000	HR SERVICES						
	Revenue						
	Sales and Services		80,000				
	Expense						
	Operations and Maintenance				80,000		
	Account Total	0	80,000	0	80,000	0	0

Printed on a Xerox 9700 Laser Printing System at the Computing Services Center / Texas A&M University

Form: URGB01 (02/05/85)

Account	Description	Beginning Balance	Revenues	Net Allocations	Expenditures	Increase (Decrease)	Ending Balance
270940-00000	BIOMATERIALS ANALYSIS LAB SERV-INT						
	Revenue						
	Sales and Services		35,000				
	Expense						
	Operations and Maintenance				35,000		
	Account Total	0	35,000	0	35,000	0	0
270970-00000	ACIM LAB-INTERNAL						
	Revenue						
	Sales and Services		9,500				
	Expense						
	Salaries - Non-Faculty				4,482		
	Wages				1,200		
	Benefits				1,220		
	Operations and Maintenance				2,598		
	Account Total	0	9,500	0	9,500	0	0
271100-00000	QATAR ALLOWANCES						
	Revenue						
	Sales and Services		2,650,000				
	Expense						
	Wages				384,000		
	Benefits				30,720		
	Operations and Maintenance				2,235,280		
	Account Total	0	2,650,000	0	2,650,000	0	0
271130-00000	LUMP SUM ACAP RESERVE - LOCAL						
	Revenue						
	Sales and Services		475,000				
	Expense						
	Wages				425,000		
	Benefits				50,000		
	Account Total	0	475,000	0	475,000	0	0
271140-00000	QATAR ADMIN EFFORT						
	Revenue						
	Sales and Services		426,841				
	Expense						
	Salaries - Non-Faculty				123,800		
	Benefits				33,600		
	Operations and Maintenance				269,441		
	Account Total	0	426,841	0	426,841	0	0
271200-00000	DIVISION COPY SERVICES						
	Revenue						
	Sales and Services		3,195				
	Expense						
	Operations and Maintenance				3,195		
	Account Total	0	3,195	0	3,195	0	0

Printed on a Xerox 9700 Laser Printing System at the Computing Services Center / Texas A&M University

Form: URGB01 (02/05/85)

Account	Description	Beginning Balance	Revenues	Net Allocations	Expenditures	Increase (Decrease)	Ending Balance
Designated Service Departments - Board Approved							
	Revenue						
	Sales and Services		4,075,671				
	Expense						
	Salaries - Faculty				63,860		
	Salaries - Non-Faculty				178,010		
	Wages				829,418		
	Benefits				142,857		
	Operations and Maintenance				2,834,526		
	Equipment (Capitalized)				27,000		
	Grand Total	0	4,075,671	0	4,075,671	0	0

Printed on a Xerox 9700 Laser Printing System at the Computing Services Center / Texas A&M University

Form: URGB01 (02/05/85)

Account	Description	Beginning Balance	Revenues	Net Allocations	Expenditures	Increase (Decrease)	Ending Balance

This section not used.

Printed on a Xerox 9700 Laser Printing System at the Computing Services Center / Texas A&M University

Form: URGB01 (02/05/85)

Account	Description	Beginning Balance	Revenues	Net Allocations	Expenditures	Increase (Decrease)	Ending Balance

****
* *
* BLANK PAGE *
* *
****

Printed on a Xerox 9700 Laser Printing System at the Computing Services Center / Texas A&M University

Form: URGB01 (02/05/85)

Account	Description	Beginning Balance	Revenues	Net Allocations	Expenditures	Increase (Decrease)	Ending Balance
400000-00000	C&G REVENUE-STATE - BUDGET ONLY						
	Revenue						
	Contracts and Grant		2,683,459				
	Expense						
	Salaries - Faculty				441,429		
	Salaries - Non-Faculty				685,624		
	Wages				56,889		
	Benefits				218,702		
	Utilities				1,073		
	Scholarships				218,165		
	Operations and Maintenance				888,225		
	Equipment (Capitalized)				173,352		
	Account Total	0	2,683,459	0	2,683,459	0	0
400002-00000	C&G REVENUE-PRIVATE - BUDGET ONLY						
	Revenue						
	Contracts and Grant		22,067,471				
	Expense						
	Salaries - Faculty				3,630,099		
	Salaries - Non-Faculty				5,638,239		
	Wages				467,830		
	Benefits				1,798,499		
	Utilities				8,827		
	Scholarships				1,794,085		
	Operations and Maintenance				7,304,333		
	Equipment (Capitalized)				1,425,559		
	Account Total	0	22,067,471	0	22,067,471	0	0
400003-00000	C&G REVENUE-QATAR - BUDGET ONLY						
	Revenue						
	Contracts and Grant		15,625,490				
	Expense						
	Salaries - Faculty				2,570,393		
	Salaries - Non-Faculty				3,992,313		
	Wages				331,260		
	Benefits				1,273,477		
	Utilities				6,250		
	Scholarships				1,270,352		
	Operations and Maintenance				5,172,038		
	Equipment (Capitalized)				1,009,407		
	Account Total	0	15,625,490	0	15,625,490	0	0

Printed on a Xerox 9700 Laser Printing System at the Computing Services Center / Texas A&M University

Form: URGB01 (02/05/85)

Account	Description	Beginning Balance	Revenues	Net Allocations	Expenditures	Increase (Decrease)	Ending Balance
400004-00000	C&G REVENUE-FOREIGN - BUDGET ONLY						
	Revenue						
	Contracts and Grant		2,122,692				
	Expense						
	Salaries - Faculty				349,183		
	Salaries - Non-Faculty				542,348		
	Wages				45,000		
	Benefits				172,999		
	Utilities				850		
	Scholarships				172,575		
	Operations and Maintenance				702,611		
	Equipment (Capitalized)				137,126		
	Account Total	0	2,122,692	0	2,122,692	0	0
400010-00000	BEGINNING BALANCES - BUDGET ONLY						
	Account Total	18,829,612	0	0	0	0	18,829,612
500000-00000	C&G REVENUE-FEDERAL - BUDGET ONLY						
	Revenue						
	Contracts and Grant		55,781,887				
	Expense						
	Salaries - Faculty				9,563,588		
	Salaries - Non-Faculty				15,492,171		
	Wages				1,182,576		
	Benefits				4,546,223		
	Utilities				22,314		
	Scholarships				4,535,068		
	Operations and Maintenance				16,836,438		
	Equipment (Capitalized)				3,603,509		
	Account Total	0	55,781,887	0	55,781,887	0	0
600000-00000	RESTRICTED GIFTS - BUDGET ONLY						
	Revenue						
	Gifts		1,350,250				
	Expense						
	Salaries - Faculty				168,373		
	Salaries - Non-Faculty				378,320		
	Wages				37,991		
	Benefits				112,454		
	Utilities				2,355		
	Scholarships				75,711		
	Operations and Maintenance				501,204		
	Equipment (Capitalized)				73,842		
	Account Total	0	1,350,250	0	1,350,250	0	0

Printed on a Xerox 9700 Laser Printing System at the Computing Services Center / Texas A&M University

Form: URGB01 (02/05/85)

Account	Description	Beginning Balance	Revenues	Net Allocations	Expenditures	Increase (Decrease)	Ending Balance
Restricted Funds - Board Approved							
	Revenue						
	Contracts and Grant		98,280,999				
	Gifts		1,350,250				
	Expense						
	Salaries - Faculty				16,723,065		
	Salaries - Non-Faculty				26,729,015		
	Wages				2,121,546		
	Benefits				8,122,354		
	Utilities				41,669		
	Scholarships				8,065,956		
	Operations and Maintenance				31,404,849		
	Equipment (Capitalized)				6,422,795		
	Grand Total	18,829,612	99,631,249	0	99,631,249	0	18,829,612

Printed on a Xerox 9700 Laser Printing System at the Computing Services Center / Texas A&M University

Form: URGB01 (02/05/85)

Account	Description	Beginning Balance	Revenues	Net Allocations	Expenditures	Increase (Decrease)	Ending Balance

****
* *
* BLANK PAGE *
* *
****

Printed on a Xerox 9700 Laser Printing System at the Computing Services Center / Texas A&M University

Form: URGB01 (02/05/85)

Account	Description	Beginning Balance	Revenues	Net Allocations	Expenditures	Increase (Decrease)	Ending Balance

This section not used.

Printed on a Xerox 9700 Laser Printing System at the Computing Services Center / Texas A&M University

Form: URGB01 (02/05/85)

Account	Description	Beginning Balance	Revenues	Net Allocations	Expenditures	Increase (Decrease)	Ending Balance

****
*   *
* BLANK PAGE *
*   *
****

Printed on a Xerox 9700 Laser Printing System at the Computing Services Center / Texas A&M University

Form: URGB01 (02/05/85)

CC	Account	Transaction Description	- Offset - CC	Offset - Account	Amount	Actual Entry - From CC	Actual Entry - From Account	Actual Entry - To CC	Actual Entry - To Account	Feed	Mand
28	010000	GENERAL REVENUE APPROPRIATION									
			06	011100	644,817.00	06	011100	28	010000	N	
		RFS BONDS-CIR	01	011237	4,798,195.00-	28	010000	01	011237	N	Y
			28	012000	423,764.00-	28	100000-00000	28	120000-00000	Y	
			28	012000	310,036.00-	28	100000-00000	28	120035-00000	Y	
			28	012000	381,594.00-	28	100000-00000	28	120020-00000	Y	
			28	012000	571,650.00-	28	100000-00000	28	120025-00000	Y	
			28	012000	535,057.00-	28	100000-00000	28	120010-00000	Y	
			28	012000	482,866.00-	28	100000-00000	28	120005-00000	Y	
			28	012000	83,784.00-	28	100000-00000	28	120030-00000	Y	
			28	012000	592,935.00-	28	100000-00000	28	120011-00000	Y	
			28	012000	31,320.00-	28	100000-00000	28	120002-00000	Y	
			28	012000	1,188,229.00-	28	100000-00000	28	120045-00000	Y	
			28	012000	293,659.00-	28	100000-00000	28	120047-00000	Y	
			28	012000	128,932.00-	28	100000-00000	28	120048-00000	Y	
			28	012000	331,037.00-	28	100000-00000	28	120040-00000	Y	
			28	012000	102,233.00-	28	100000-00000	28	120050-00000	Y	
			28	012000	412,010.00-	28	100000-00000	28	120046-00000	Y	
			28	012010	378,926.00-	28	100000-00000	28	120100-00000	Y	
			28	012011	299,718.00-	28	100000-00000	28	120110-00000	Y	
			28	012020	544,740.00-	28	100000-00000	28	120200-00000	Y	
			28	012040	131,267.00-	28	100000-00000	28	120400-00000	Y	
			28	012050	469,440.00-	28	100000-00000	28	120530-00000	Y	
			28	012050	233,697.00-	28	100000-00000	28	120555-00000	Y	
			28	012050	42,500.00-	28	100000-00000	28	120540-00000	Y	
			28	012050	826,676.00-	28	100000-00000	28	120500-00000	Y	
			28	012050	434,160.00-	28	100000-00000	28	120520-00000	Y	
			28	012056	240,208.00-	28	100000-00000	28	120556	Y	
			28	012100	650,000.00-	28	100110-00000	28	121110-00000	Y	
			28	012100	10,000.00-	28	100110-00000	28	121130-00000	Y	
			28	012100	400,000.00-	28	100110-00000	28	121120-00000	Y	
			28	012100	975,000.00-	28	100110-00000	28	121100-00000	Y	
			28	012100	2,352,904.00-	28	100100-00000	28	121000-00000	Y	
			28	012500	99,800.00-	28	100000-00000	28	125129-00000	Y	
			28	012500	273,223.00-	28	100000-00000	28	125845-00000	Y	
			28	012500	100,000.00-	28	100000-00000	28	125847-00000	Y	
			28	012500	490,000.00-	28	100000-00000	28	125851-00000	Y	
			28	012500	60,000.00-	28	100000-00000	28	125844-00000	Y	
			28	012500	45,521.00-	28	100000-00000	28	125853-00000	Y	
			28	012500	50,000.00-	28	100000-00000	28	125846-00000	Y	
			28	012500	26,275.00-	28	100000-00000	28	125809-00000	Y	
			28	012500	952,970.00-	28	100000-00000	28	125597-00000	Y	
			28	012500	203,861.00-	28	100000-00000	28	125519-00000	Y	
			28	012500	150,000.00-	28	100000-00000	28	125545-00000	Y	
			28	013100	2,000,000.00-	28	100000-00000	28	131000-00000	Y	
			28	015005	375,000.00-	28	100000-00000	28	150005	Y	
			28	016110	2,500,000.00-	28	100000-00000	28	161105-00000	Y	

Printed on a Xerox 9700 Laser Printing System at the Computing Services Center / Texas A&M University

Form: URGB01 (02/05/85)

CC	Account	Transaction Description	- Offset - CC	Account	Amount	Actual Entry From CC	Account	To CC	Account	Feed	Mand
28	010000	GENERAL REVENUE APPROPRIATION									
			28	016300	644,817.00-	28	100000-00000	28	163000-00000	Y	
			28	017000	443,561.00-	28	100010-00000	28	170035-00000	Y	
		** Decrease in Fund Balance **			26,426,748.00-						
28	012000	GENERAL ADMINISTRATION									
			28	010000	310,036.00	28	100000-00000	28	120035-00000	Y	
			28	010000	1,188,229.00	28	100000-00000	28	120045-00000	Y	
			28	010000	293,659.00	28	100000-00000	28	120047-00000	Y	
			28	010000	128,932.00	28	100000-00000	28	120048-00000	Y	
			28	010000	331,037.00	28	100000-00000	28	120040-00000	Y	
			28	010000	102,233.00	28	100000-00000	28	120050-00000	Y	
			28	010000	412,010.00	28	100000-00000	28	120046-00000	Y	
			28	010000	381,594.00	28	100000-00000	28	120020-00000	Y	
			28	010000	571,650.00	28	100000-00000	28	120025-00000	Y	
			28	010000	535,057.00	28	100000-00000	28	120010-00000	Y	
			28	010000	482,866.00	28	100000-00000	28	120005-00000	Y	
			28	010000	83,784.00	28	100000-00000	28	120030-00000	Y	
			28	010000	592,935.00	28	100000-00000	28	120011-00000	Y	
			28	010000	423,764.00	28	100000-00000	28	120000-00000	Y	
			28	010000	31,320.00	28	100000-00000	28	120002-00000	Y	
		** Increase in Fund Balance **			5,869,106.00						
28	012010	RDS - STRATEGIC INITIATIVES									
			28	010000	378,926.00	28	100000-00000	28	120100-00000	Y	
		** Increase in Fund Balance **			378,926.00						
28	012011	RDS - CENTERS SUPPORT									
			28	010000	299,718.00	28	100000-00000	28	120110-00000	Y	
		** Increase in Fund Balance **			299,718.00						
28	012020	RDS - WORKFORCE DEVELOPMENT									
			28	010000	544,740.00	28	100000-00000	28	120200-00000	Y	
		** Increase in Fund Balance **			544,740.00						
28	012040	RDS - REGIONAL DIVISIONS									
			28	010000	131,267.00	28	100000-00000	28	120400-00000	Y	
		** Increase in Fund Balance **			131,267.00						
28	012050	RDS - TECHNOLOGY/COMMERCIALIZATION									
			28	010000	42,500.00	28	100000-00000	28	120540-00000	Y	
			28	010000	233,697.00	28	100000-00000	28	120555-00000	Y	
			28	010000	469,440.00	28	100000-00000	28	120530-00000	Y	
			28	010000	434,160.00	28	100000-00000	28	120520-00000	Y	
			28	010000	826,676.00	28	100000-00000	28	120500-00000	Y	
		** Increase in Fund Balance **			2,006,473.00						

Printed on a Xerox 9700 Laser Printing System at the Computing Services Center / Texas A&M University

Form: URGB01 (02/05/85)

CC	Account	Transaction Description	- Offset - CC	Account	Amount	Actual Entry From CC	Account	To CC	Account	Feed	Mand
28	012056	RDS - ASSOCIATE VC - CYBERSECURITY									
			28	010000	240,208.00	28	100000-00000	28	120556	Y	
		** Increase in Fund Balance **			240,208.00						
28	012100	STATE PAID BENEFITS									
			28	010000	975,000.00	28	100110-00000	28	121100-00000	Y	
			28	010000	10,000.00	28	100110-00000	28	121130-00000	Y	
			28	010000	400,000.00	28	100110-00000	28	121120-00000	Y	
			28	010000	650,000.00	28	100110-00000	28	121110-00000	Y	
			28	010000	2,352,904.00	28	100100-00000	28	121000-00000	Y	
		** Increase in Fund Balance **			4,387,904.00						
28	012500	PROGRAM DEVELOPMENT - STATE									
			28	010000	26,275.00	28	100000-00000	28	125809-00000	Y	
			28	010000	273,223.00	28	100000-00000	28	125845-00000	Y	
			28	010000	100,000.00	28	100000-00000	28	125847-00000	Y	
			28	010000	490,000.00	28	100000-00000	28	125851-00000	Y	
			28	010000	60,000.00	28	100000-00000	28	125844-00000	Y	
			28	010000	45,521.00	28	100000-00000	28	125853-00000	Y	
			28	010000	50,000.00	28	100000-00000	28	125846-00000	Y	
			28	010000	203,861.00	28	100000-00000	28	125519-00000	Y	
			28	010000	150,000.00	28	100000-00000	28	125545-00000	Y	
			28	010000	99,800.00	28	100000-00000	28	125129-00000	Y	
			28	010000	952,970.00	28	100000-00000	28	125597-00000	Y	
		** Increase in Fund Balance **			2,451,650.00						
28	013100	SRS ADMINISTRATIVE									
			28	010000	2,000,000.00	28	100000-00000	28	131000-00000	Y	
		** Increase in Fund Balance **			2,000,000.00						
28	015005	BUDGET CONTINGENCY-BUDGET ONLY									
			28	010000	375,000.00	28	100000-00000	28	150005	Y	
		** Increase in Fund Balance **			375,000.00						
28	016110	NUCLEAR POWER INSTITUTE									
			28	010000	2,500,000.00	28	100000-00000	28	161105-00000	Y	
		** Increase in Fund Balance **			2,500,000.00						
28	016300	WATER SEED GRANT									
			28	010000	644,817.00	28	100000-00000	28	163000-00000	Y	
		** Increase in Fund Balance **			644,817.00						
28	017000	TERP									
			28	010000	443,561.00	28	100010-00000	28	170035-00000	Y	
		** Increase in Fund Balance **			443,561.00						
28	020119	TEES ROYALTY EARNED									
			28	020200	150,000.00-	28	201190-00000	28	202000-00000	Y	

Printed on a Xerox 9700 Laser Printing System at the Computing Services Center / Texas A&M University

Form: URGB01 (02/05/85)

CC	Account	Transaction Description	- Offset - CC	Account	Amount	-------- Actual Entry --------- ---- From ----- CC	Account	----- To ------ CC	Account	Feed	Mand
28	020119	TEES ROYALTY EARNED									
			28	020230	150,000.00-	28	201190-00000	28	202302-00000	Y	
		** Decrease in Fund Balance **			300,000.00-						
28	020200	DIVISION ROYALTY									
			28	020119	150,000.00	28	201190-00000	28	202000-00000	Y	
		** Increase in Fund Balance **			150,000.00						
28	020230	TEES PATENT EXPENSES									
			28	020119	150,000.00	28	201190-00000	28	202302-00000	Y	
			28	020520	70,000.00	28	205204-00000	28	202302-00000	Y	
		** Increase in Fund Balance **			220,000.00						
28	020520	INTEREST EARNED ON INVESTMENTS									
			28	020230	70,000.00-	28	205204-00000	28	202302-00000	Y	
			28	020540	130,000.00-	28	205204-00000	28	205412-00000	Y	
			28	020560	805,157.00-	28	205204-00000	28	205601-00000	Y	
			28	020560	50,000.00-	28	205204-00000	28	205693-00000	Y	
			28	020560	40,000.00-	28	205204-00000	28	205696-00000	Y	
			28	020560	50,000.00-	28	205204-00000	28	205685-00000	Y	
			28	020560	69,000.00-	28	205204-00000	28	205688-00000	Y	
			28	020560	69,725.00-	28	205204-00000	28	205650-00000	Y	
			28	020560	12,337.00-	28	205204-00000	28	205649-00000	Y	
			28	020560	60,000.00-	28	205204-00000	28	205689-00000	Y	
			28	020560	300,000.00-	28	205204-00000	28	205679-00000	Y	
			28	020560	56,000.00-	28	205204-00000	28	205637-00000	Y	
			28	020560	120,000.00-	28	205204-00000	28	205612-00000	Y	
			28	020560	116,250.00-	28	205204-00000	28	205620-00000	Y	
			28	020560	27,000.00-	28	205204-00000	28	205603-00000	Y	
			28	020560	766,000.00-	28	205204-00000	28	205602-00000	Y	
			28	020560	6,000.00-	28	205204-00000	28	205630-00000	Y	
			28	020560	156,036.00-	28	205204-00000	28	205604-00000	Y	
			28	020600	2,000.00-	28	205204-00000	28	206001-00000	Y	
			28	020600	15,000.00-	28	205204-00000	28	206135-00000	Y	
			28	020600	10,000.00-	28	205204-00000	28	206142-00000	Y	
			28	020600	3,000.00-	28	205204-00000	28	206143-00000	Y	
			28	020600	80,000.00-	28	205204-00000	28	206133-00000	Y	
			28	020600	60,000.00-	28	205204-00000	28	206176-00000	Y	
			28	020600	63,030.00-	28	205204-00000	28	206138-00000	Y	
			28	020600	1,000.00-	28	205204-00000	28	206125-00000	Y	
			28	020600	334,542.00-	28	205204-00000	28	206017-00000	Y	
			28	020600	1,500.00-	28	205204-00000	28	206002-00000	Y	
			28	020600	6,000.00-	28	205204-00000	28	206003-00000	Y	
			28	020600	5,000.00-	28	205204-00000	28	206000-00000	Y	
			28	023500	16,000.00-	28	205204-00000	28	235038-00000	Y	
			28	023500	170,000.00-	28	205204-00000	28	235714-00000	Y	
			28	023500	138,000.00-	28	205204-00000	28	235735-00000	Y	

Printed on a Xerox 9700 Laser Printing System at the Computing Services Center / Texas A&M University

Form: URGB01 (02/05/85)

CC	Account	Transaction Description	- Offset - CC	Account	Amount	Actual Entry ---- From ----- CC	Account	----- To ------ CC	Account	Feed	Mand
28	020520	INTEREST EARNED ON INVESTMENTS									
			28	023500	20,000.00-	28	205204-00000	28	235748	Y	
			28	023500	33,654.00-	28	205204-00000	28	235625-00000	Y	
			28	023500	10,000.00-	28	205204-00000	28	235782-00000	Y	
			28	023500	935,000.00-	28	205204-00000	28	235723-00000	Y	
			28	023500	269,441.00-	28	205204-00000	28	235569-00000	Y	
			28	023500	532,016.00-	28	205204-00000	28	235161-00000	Y	
			28	023500	30,306.00-	28	205204-00000	28	235165-00000	Y	
			28	023500	2,207,436.00-	28	205204-00000	28	235142-00000	Y	
			28	023500	65,000.00-	28	205204-00000	28	235106-00000	Y	
			28	023500	962,794.00-	28	205204-00000	28	235425-00000	Y	
			28	023500	70,000.00-	28	205204-00000	28	235146-00000	Y	
			28	028910	25,000.00-	28	205204-00000	28	289100	Y	
			28	029900	5,064,224.00	28	299005-00000	28	205204-00000	Y	
			28	029920	405,000.00	28	299235-00000	28	205204-00000	Y	
		** Decrease in Fund Balance **			3,500,000.00-						
28	020540	MANAGEMENT FEES / INDUSTRY SUPPORT									
			28	020520	130,000.00	28	205204-00000	28	205412-00000	Y	
			28	020560	200,000.00-	28	205411-00000	28	205650-00000	Y	
			28	023500	500,000.00-	28	205411-00000	28	235165-00000	Y	
			28	029900	46,000.00-	28	205411-00000	28	299005-00000	Y	
		** Decrease in Fund Balance **			616,000.00-						
28	020560	ADMINISTRATIVE FUNDS - LOCAL									
			28	020520	805,157.00	28	205204-00000	28	205601-00000	Y	
			28	020520	56,000.00	28	205204-00000	28	205637-00000	Y	
			28	020520	40,000.00	28	205204-00000	28	205696-00000	Y	
			28	020520	120,000.00	28	205204-00000	28	205612-00000	Y	
			28	020520	50,000.00	28	205204-00000	28	205693-00000	Y	
			28	020520	50,000.00	28	205204-00000	28	205685-00000	Y	
			28	020520	69,000.00	28	205204-00000	28	205688-00000	Y	
			28	020520	69,725.00	28	205204-00000	28	205650-00000	Y	
			28	020520	12,337.00	28	205204-00000	28	205649-00000	Y	
			28	020520	60,000.00	28	205204-00000	28	205689-00000	Y	
			28	020520	300,000.00	28	205204-00000	28	205679-00000	Y	
			28	020520	116,250.00	28	205204-00000	28	205620-00000	Y	
			28	020520	27,000.00	28	205204-00000	28	205603-00000	Y	
			28	020520	766,000.00	28	205204-00000	28	205602-00000	Y	
			28	020520	6,000.00	28	205204-00000	28	205630-00000	Y	
			28	020520	156,036.00	28	205204-00000	28	205604-00000	Y	
			28	020540	200,000.00	28	205411-00000	28	205650-00000	Y	
		** Increase in Fund Balance **			2,903,505.00						
28	020600	GIFTS - UNRESTRICTED									
			28	020520	1,000.00	28	205204-00000	28	206125-00000	Y	
			28	020520	15,000.00	28	205204-00000	28	206135-00000	Y	

Printed on a Xerox 9700 Laser Printing System at the Computing Services Center / Texas A&M University

Form: URGB01 (02/05/85)

CC	Account	Transaction Description	- Offset - CC	Account	Amount	-------- Actual Entry --------- From CC	Account	To CC	Account	Feed	Mand
28	020600	GIFTS - UNRESTRICTED									
			28	020520	10,000.00	28	205204-00000	28	206142-00000	Y	
			28	020520	3,000.00	28	205204-00000	28	206143-00000	Y	
			28	020520	80,000.00	28	205204-00000	28	206133-00000	Y	
			28	020520	60,000.00	28	205204-00000	28	206176-00000	Y	
			28	020520	63,030.00	28	205204-00000	28	206138-00000	Y	
			28	020520	1,500.00	28	205204-00000	28	206002-00000	Y	
			28	020520	6,000.00	28	205204-00000	28	206003-00000	Y	
			28	020520	2,000.00	28	205204-00000	28	206001-00000	Y	
			28	020520	334,542.00	28	205204-00000	28	206017-00000	Y	
			28	020520	5,000.00	28	205204-00000	28	206000-00000	Y	
			28	025005	66,303.00	28	250005-00000	28	206185-00000	Y	
			28	025005	7,500.00	28	250005-00000	28	206178-00000	Y	
		** Increase in Fund Balance **			654,875.00						
28	020800	TEES RESEARCH - DESGINATED									
			28	023900	950,000.00	28	239000-00000	28	208005-00000	Y	
		** Increase in Fund Balance **			950,000.00						
28	022030	RESEARCH INITIATIVES									
			28	023900	750,000.00	28	239000-00000	28	220300-00000	Y	
		** Increase in Fund Balance **			750,000.00						
28	022032	FACULTY STARTUPS									
			28	023900	4,363,000.00	28	239000-00000	28	220320-00000	Y	
			28	024600	87,000.00	28	246259-00000	28	220320-00000	Y	
		** Increase in Fund Balance **			4,450,000.00						
28	022046	RECURRING COMMITMENTS									
			28	023900	277,500.00	28	239000-00000	28	220465-00000	Y	
		** Increase in Fund Balance **			277,500.00						
28	022060	CENTER INITIATIVES									
			28	023900	793,353.00	28	239000-00000	28	220600-00000	Y	
		** Increase in Fund Balance **			793,353.00						
28	023000	RESEARCH INCENTIVE - PI									
			28	023900	2,057,700.00	28	239000-00000	28	230000-00000	Y	
		** Increase in Fund Balance **			2,057,700.00						
28	023300	RESEARCH INCENTIVE - DEPT									
			28	023900	1,993,480.00	28	239000-00000	28	233005-00000	Y	
		** Increase in Fund Balance **			1,993,480.00						
28	023400	DEPARTMENTAL FUNDING									
			28	023900	1,027,074.00	28	239000-00000	28	234005-00000	Y	
		** Increase in Fund Balance **			1,027,074.00						

Printed on a Xerox 9700 Laser Printing System at the Computing Services Center / Texas A&M University

Form: URGB01 (02/05/85)

CC	Account	Transaction Description	- Offset - CC	Account	Amount	Actual Entry From CC	Account	To CC	Account	Feed	Mand
28	023500	PROGRAM DEVELOPMENT									
			28	020520	170,000.00	28	205204-00000	28	235714-00000	Y	
			28	020520	138,000.00	28	205204-00000	28	235735-00000	Y	
			28	020520	20,000.00	28	205204-00000	28	235748	Y	
			28	020520	33,654.00	28	205204-00000	28	235625-00000	Y	
			28	020520	10,000.00	28	205204-00000	28	235782-00000	Y	
			28	020520	935,000.00	28	205204-00000	28	235723-00000	Y	
			28	020520	269,441.00	28	205204-00000	28	235569-00000	Y	
			28	020520	532,016.00	28	205204-00000	28	235161-00000	Y	
			28	020520	30,306.00	28	205204-00000	28	235165-00000	Y	
			28	020520	2,207,436.00	28	205204-00000	28	235142-00000	Y	
			28	020520	65,000.00	28	205204-00000	28	235106-00000	Y	
			28	020520	962,794.00	28	205204-00000	28	235425-00000	Y	
			28	020520	70,000.00	28	205204-00000	28	235146-00000	Y	
			28	020520	16,000.00	28	205204-00000	28	235038-00000	Y	
			28	020540	500,000.00	28	205411-00000	28	235165-00000	Y	
			28	023900	250,000.00	28	239000-00000	28	235832-00000	Y	
			28	023900	350,000.00	28	239000-00000	28	235662-00000	Y	
			28	023900	80,000.00	28	239000-00000	28	235144-00000	Y	
			28	023900	187,266.00	28	239000-00000	28	235569-00000	Y	
			28	023900	656,993.00	28	239000-00000	28	235538-00000	Y	
			28	023900	17,951.00	28	239000-00000	28	235165-00000	Y	
			28	023900	3,172,944.00	28	239000-00000	28	235161-00000	Y	
			28	023900	50,000.00	28	239000-00000	28	235152-00000	Y	
			28	023900	150,000.00	28	239000-00000	28	235145-00000	Y	
			28	023900	30,412.00	28	239000-00000	28	235036-00000	Y	
			28	023900	55,000.00	28	239000-00000	28	235114-00000	Y	
			28	023900	50,000.00	28	239000-00000	28	235112-00000	Y	
			28	023900	94,500.00	28	239000-00000	28	235095-00000	Y	
			28	023900	100,000.00	28	239000-00000	28	235040-00000	Y	
			28	023900	51,280.00	28	239000-00000	28	235039-00000	Y	
			28	023900	25,000.00	28	239000-00000	28	235037-00000	Y	
			28	024600	28,000.00	28	246259-00000	28	235071-00000	Y	
			28	024640	172,000.00	28	246409-00000	28	235071-00000	Y	
			28	025005	227,500.00	28	250005-00000	28	235165-00000	Y	
		** Increase in Fund Balance **			11,708,493.00						
28	023900	INDIRECT COST - TEES									
			28	020800	950,000.00-	28	239000-00000	28	208005-00000	Y	
			28	022030	750,000.00-	28	239000-00000	28	220300-00000	Y	
			28	022032	4,363,000.00-	28	239000-00000	28	220320-00000	Y	
			28	022046	277,500.00-	28	239000-00000	28	220465-00000	Y	
			28	022060	793,353.00-	28	239000-00000	28	220600-00000	Y	
			28	023000	2,057,700.00-	28	239000-00000	28	230000-00000	Y	
			28	023300	1,993,480.00-	28	239000-00000	28	233005-00000	Y	
			28	023400	1,027,074.00-	28	239000-00000	28	234005-00000	Y	
			28	023500	3,172,944.00-	28	239000-00000	28	235161-00000	Y	

Printed on a Xerox 9700 Laser Printing System at the Computing Services Center / Texas A&M University

Form: URGB01 (02/05/85)

CC	Account	Transaction Description	Offset CC	Offset Account	Amount	Actual Entry From CC	Actual Entry From Account	Actual Entry To CC	Actual Entry To Account	Feed	Mand
28	023900	INDIRECT COST - TEES									
			28	023500	350,000.00-	28	239000-00000	28	235662-00000	Y	
			28	023500	250,000.00-	28	239000-00000	28	235832-00000	Y	
			28	023500	50,000.00-	28	239000-00000	28	235152-00000	Y	
			28	023500	80,000.00-	28	239000-00000	28	235144-00000	Y	
			28	023500	187,266.00-	28	239000-00000	28	235569-00000	Y	
			28	023500	656,993.00-	28	239000-00000	28	235538-00000	Y	
			28	023500	17,951.00-	28	239000-00000	28	235165-00000	Y	
			28	023500	150,000.00-	28	239000-00000	28	235145-00000	Y	
			28	023500	51,280.00-	28	239000-00000	28	235039-00000	Y	
			28	023500	55,000.00-	28	239000-00000	28	235114-00000	Y	
			28	023500	94,500.00-	28	239000-00000	28	235095-00000	Y	
			28	023500	100,000.00-	28	239000-00000	28	235040-00000	Y	
			28	023500	25,000.00-	28	239000-00000	28	235037-00000	Y	
			28	023500	30,412.00-	28	239000-00000	28	235036-00000	Y	
			28	023500	50,000.00-	28	239000-00000	28	235112-00000	Y	
			28	023910	65,997.00-	28	239000-00000	28	239100-00000	Y	
			28	023980	3,086,550.00-	28	239000-00000	28	239805-00000	Y	
		TTI HEADQUARTERS	01	088808	352,000.00-	28	023900	01	088808	N	Y
		TEES HEADQUARTER BLDG	01	088808	360,000.00-	28	023900	01	088808	N	Y
		AGRICULTURE BLDG #5	01	088808	220,000.00-	28	023900	01	088808	N	Y
		ROWLETT INDUSTRIAL BLDG	01	088808	285,000.00-	28	023900	01	088808	N	Y
		TEES INDUSTRY LAB	01	088808	120,000.00-	28	023900	01	088808	N	Y
		HEALTH TECHNOLOGIES BLDG	01	088808	195,000.00-	28	023900	01	088808	N	Y
		AGN NUCLEAR REACTOR	01	088808	54,000.00-	28	023900	01	088808	N	Y
		ENG. EDUCATION COMPLEX	01	088808	88,000.00-	28	023900	01	088808	N	Y
		** Decrease in Fund Balance **			22,360,000.00-						
28	023910	JIP - DEPT RESEARCH INCENTIVE FUND									
			28	023900	65,997.00	28	239000-00000	28	239100-00000	Y	
		** Increase in Fund Balance **			65,997.00						
28	023980	VPR INCENTIVE									
			28	023900	3,086,550.00	28	239000-00000	28	239805-00000	Y	
		** Increase in Fund Balance **			3,086,550.00						
28	024600	RESEARCH FELLOWS ENDOWMENT OPERATIN									
			28	022032	87,000.00-	28	246259-00000	28	220320-00000	Y	
			28	023500	28,000.00-	28	246259-00000	28	235071-00000	Y	
		** Decrease in Fund Balance **			115,000.00-						
28	024640	RESEARCH CHAIRS ENDOWMENT OPERATING									
			28	023500	172,000.00-	28	246409-00000	28	235071-00000	Y	
		** Decrease in Fund Balance **			172,000.00-						
28	025005	SHORT COURSES/CONT EDU-BUDGET ONLY									
			28	020600	66,303.00-	28	250005-00000	28	206185-00000	Y	

Printed on a Xerox 9700 Laser Printing System at the Computing Services Center / Texas A&M University

Form: URGB01 (02/05/85)

CC	Account	Transaction Description	- Offset - CC	Account	Amount	-------- Actual Entry --------- ---- From ----- CC	Account	----- To ------ CC	Account	Feed	Mand
28	025005	SHORT COURSES/CONT EDU-BUDGET ONLY									
			28	020600	7,500.00-	28	250005-00000	28	206178-00000	Y	
			28	023500	227,500.00-	28	250005-00000	28	235165-00000	Y	
		** Decrease in Fund Balance **			301,303.00-						
28	026000	PUF - RESEARCH EQUIPMENT									
		TEES PUF EQUIPMENT ALLOCATION	01	080710	3,100,000.00	01	080710	28	026000	N	
		** Increase in Fund Balance **			3,100,000.00						
28	028910	BUDGET CONTINGENCY/SWAP									
			28	020520	25,000.00	28	205204-00000	28	289100	Y	
		** Increase in Fund Balance **			25,000.00						
28	029900	CONTINGENCY RESERVE									
			28	020520	5,064,224.00-	28	299005-00000	28	205204-00000	Y	
			28	020540	46,000.00	28	205411-00000	28	299005-00000	Y	
		** Decrease in Fund Balance **			5,018,224.00-						
28	029920	RESERVE									
			28	020520	405,000.00-	28	299235-00000	28	205204-00000	Y	
		** Decrease in Fund Balance **			405,000.00-						

Printed on a Xerox 9700 Laser Printing System at the Computing Services Center / Texas A&M University

Form: URGB01 (02/05/85)

CC	Account	Transaction Description	- Offset - CC	Account	Amount	Actual Entry From CC	From Account	To CC	To Account	Feed	Mand

****
* *
* BLANK PAGE *
* *
****

Printed on a Xerox 9700 Laser Printing System at the Computing Services Center / Texas A&M University

Form: URGB01 (02/05/85)

CC	Account	Transaction Description	Offset CC	Offset Account	Amount	Actual Entry From CC	Actual Entry From Account	Actual Entry To CC	Actual Entry To Account	Feed	Mand
28	010000	GENERAL REVENUE APPROPRIATION									
			28	100000-00000	644,817.00	28	100000-00000	28	163000-00000	Y	
			28	100000-00000	2,500,000.00	28	100000-00000	28	161105-00000	Y	
			28	100000-00000	375,000.00	28	100000-00000	28	150005	Y	
			28	100000-00000	100,000.00	28	100000-00000	28	125847-00000	Y	
			28	100000-00000	50,000.00	28	100000-00000	28	125846-00000	Y	
			28	100000-00000	490,000.00	28	100000-00000	28	125851-00000	Y	
			28	100000-00000	60,000.00	28	100000-00000	28	125844-00000	Y	
			28	100000-00000	2,000,000.00	28	100000-00000	28	131000-00000	Y	
			28	100000-00000	273,223.00	28	100000-00000	28	125845-00000	Y	
			28	100000-00000	45,521.00	28	100000-00000	28	125853-00000	Y	
			28	100000-00000	99,800.00	28	100000-00000	28	125129-00000	Y	
			28	100000-00000	150,000.00	28	100000-00000	28	125545-00000	Y	
			28	100000-00000	203,861.00	28	100000-00000	28	125519-00000	Y	
			28	100000-00000	233,697.00	28	100000-00000	28	120555-00000	Y	
			28	100000-00000	26,275.00	28	100000-00000	28	125809-00000	Y	
			28	100000-00000	240,208.00	28	100000-00000	28	120556	Y	
			28	100000-00000	952,970.00	28	100000-00000	28	125597-00000	Y	
			28	100000-00000	131,267.00	28	100000-00000	28	120400-00000	Y	
			28	100000-00000	434,160.00	28	100000-00000	28	120520-00000	Y	
			28	100000-00000	826,676.00	28	100000-00000	28	120500-00000	Y	
			28	100000-00000	299,718.00	28	100000-00000	28	120110-00000	Y	
			28	100000-00000	42,500.00	28	100000-00000	28	120540-00000	Y	
			28	100000-00000	544,740.00	28	100000-00000	28	120200-00000	Y	
			28	100000-00000	469,440.00	28	100000-00000	28	120530-00000	Y	
			28	100000-00000	381,594.00	28	100000-00000	28	120020-00000	Y	
			28	100000-00000	592,935.00	28	100000-00000	28	120011-00000	Y	
			28	100000-00000	571,650.00	28	100000-00000	28	120025-00000	Y	
			28	100000-00000	482,866.00	28	100000-00000	28	120005-00000	Y	
			28	100000-00000	310,036.00	28	100000-00000	28	120035-00000	Y	
			28	100000-00000	535,057.00	28	100000-00000	28	120010-00000	Y	
			28	100000-00000	83,784.00	28	100000-00000	28	120030-00000	Y	
		RFS-CIR	28	100000-00000	4,798,195.00	28	100000-00000	28	010000	N	Y
			28	100000-00000	293,659.00	28	100000-00000	28	120047-00000	Y	
			28	100000-00000	412,010.00	28	100000-00000	28	120046-00000	Y	
			28	100000-00000	128,932.00	28	100000-00000	28	120048-00000	Y	
			28	100000-00000	331,037.00	28	100000-00000	28	120040-00000	Y	
			28	100000-00000	378,926.00	28	100000-00000	28	120100-00000	Y	
			28	100000-00000	1,188,229.00	28	100000-00000	28	120045-00000	Y	
			28	100000-00000	102,233.00	28	100000-00000	28	120050-00000	Y	
			28	100000-00000	31,320.00	28	100000-00000	28	120002-00000	Y	
			28	100000-00000	423,764.00	28	100000-00000	28	120000-00000	Y	
		AGLIFE-WATER SEED GRANTS	28	100000-00000	644,817.00-	28	010000	28	100000-00000	Y	
			28	100010-00000	443,561.00	28	100010-00000	28	170035-00000	Y	
			28	100100-00000	2,352,904.00	28	100100-00000	28	121000-00000	Y	
			28	100110-00000	975,000.00	28	100110-00000	28	121100-00000	Y	
			28	100110-00000	400,000.00	28	100110-00000	28	121120-00000	Y	

Printed on a Xerox 9700 Laser Printing System at the Computing Services Center / Texas A&M University

Form: URGB01 (02/05/85)

CC	Account	Transaction Description	--- Offset --- CC	Account	Amount	Actual Entry --- From CC	Account	To CC	Account	Feed	Mand
28	010000	GENERAL REVENUE APPROPRIATION									
			28	100110-00000	10,000.00	28	100110-00000	28	121130-00000	Y	
			28	100110-00000	650,000.00	28	100110-00000	28	121110-00000	Y	
		** Potential Increase in Fund Balan			26,426,748.00						
28	012000	GENERAL ADMINISTRATION									
			28	120000-00000	423,764.00-	28	100000-00000	28	120000-00000	Y	
			28	120002-00000	31,320.00-	28	100000-00000	28	120002-00000	Y	
			28	120005-00000	482,866.00-	28	100000-00000	28	120005-00000	Y	
			28	120010-00000	535,057.00-	28	100000-00000	28	120010-00000	Y	
			28	120011-00000	592,935.00-	28	100000-00000	28	120011-00000	Y	
			28	120020-00000	381,594.00-	28	100000-00000	28	120020-00000	Y	
			28	120025-00000	571,650.00-	28	100000-00000	28	120025-00000	Y	
			28	120030-00000	83,784.00-	28	100000-00000	28	120030-00000	Y	
			28	120035-00000	310,036.00-	28	100000-00000	28	120035-00000	Y	
			28	120040-00000	331,037.00-	28	100000-00000	28	120040-00000	Y	
			28	120045-00000	1,188,229.00-	28	100000-00000	28	120045-00000	Y	
			28	120046-00000	412,010.00-	28	100000-00000	28	120046-00000	Y	
			28	120047-00000	293,659.00-	28	100000-00000	28	120047-00000	Y	
			28	120048-00000	128,932.00-	28	100000-00000	28	120048-00000	Y	
			28	120050-00000	102,233.00-	28	100000-00000	28	120050-00000	Y	
		** Potential Decrease in Fund Balan			5,869,106.00-						
28	012010	RDS - STRATEGIC INITIATIVES									
			28	120100-00000	378,926.00-	28	100000-00000	28	120100-00000	Y	
		** Potential Decrease in Fund Balan			378,926.00-						
28	012011	RDS - CENTERS SUPPORT									
			28	120110-00000	299,718.00-	28	100000-00000	28	120110-00000	Y	
		** Potential Decrease in Fund Balan			299,718.00-						
28	012020	RDS - WORKFORCE DEVELOPMENT									
			28	120200-00000	544,740.00-	28	100000-00000	28	120200-00000	Y	
		** Potential Decrease in Fund Balan			544,740.00-						
28	012040	RDS - REGIONAL DIVISIONS									
			28	120400-00000	131,267.00-	28	100000-00000	28	120400-00000	Y	
		** Potential Decrease in Fund Balan			131,267.00-						
28	012050	RDS - TECHNOLOGY/COMMERCIALIZATI									
			28	120500-00000	826,676.00-	28	100000-00000	28	120500-00000	Y	
			28	120520-00000	434,160.00-	28	100000-00000	28	120520-00000	Y	
			28	120530-00000	469,440.00-	28	100000-00000	28	120530-00000	Y	
			28	120540-00000	42,500.00-	28	100000-00000	28	120540-00000	Y	
			28	120555-00000	233,697.00-	28	100000-00000	28	120555-00000	Y	
		** Potential Decrease in Fund Balan			2,006,473.00-						

Printed on a Xerox 9700 Laser Printing System at the Computing Services Center / Texas A&M University

Form: URGB01 (02/05/85)

CC	Account	Transaction Description	--- Offset --- CC	Account	Amount	-------- Actual Entry --------- ---- From ----- CC	Account	----- To ------ CC	Account	Feed	Mand
28	012056	RDS - ASSOCIATE VC - CYBERSECURI									
			28	120556	240,208.00-	28	100000-00000	28	120556	Y	
		** Potential Decrease in Fund Balan			240,208.00-						
28	012100	STATE PAID BENEFITS									
			28	121000-00000	2,352,904.00-	28	100100-00000	28	121000-00000	Y	
			28	121100-00000	975,000.00-	28	100110-00000	28	121100-00000	Y	
			28	121110-00000	650,000.00-	28	100110-00000	28	121110-00000	Y	
			28	121120-00000	400,000.00-	28	100110-00000	28	121120-00000	Y	
			28	121130-00000	10,000.00-	28	100110-00000	28	121130-00000	Y	
		** Potential Decrease in Fund Balan			4,387,904.00-						
28	012500	PROGRAM DEVELOPMENT - STATE									
			28	125129-00000	99,800.00-	28	100000-00000	28	125129-00000	Y	
			28	125519-00000	203,861.00-	28	100000-00000	28	125519-00000	Y	
			28	125545-00000	150,000.00-	28	100000-00000	28	125545-00000	Y	
			28	125597-00000	952,970.00-	28	100000-00000	28	125597-00000	Y	
			28	125809-00000	26,275.00-	28	100000-00000	28	125809-00000	Y	
			28	125844-00000	60,000.00-	28	100000-00000	28	125844-00000	Y	
			28	125845-00000	273,223.00-	28	100000-00000	28	125845-00000	Y	
			28	125846-00000	50,000.00-	28	100000-00000	28	125846-00000	Y	
			28	125847-00000	100,000.00-	28	100000-00000	28	125847-00000	Y	
			28	125851-00000	490,000.00-	28	100000-00000	28	125851-00000	Y	
			28	125853-00000	45,521.00-	28	100000-00000	28	125853-00000	Y	
		** Potential Decrease in Fund Balan			2,451,650.00-						
28	013100	SRS ADMINISTRATIVE									
			28	131000-00000	2,000,000.00-	28	100000-00000	28	131000-00000	Y	
		** Potential Decrease in Fund Balan			2,000,000.00-						
28	015005	BUDGET CONTINGENCY-BUDGET ONLY									
			28	150005	375,000.00-	28	100000-00000	28	150005	Y	
		** Potential Decrease in Fund Balan			375,000.00-						
28	016110	NUCLEAR POWER INSTITUTE									
			28	161105-00000	2,500,000.00-	28	100000-00000	28	161105-00000	Y	
		** Potential Decrease in Fund Balan			2,500,000.00-						
28	016300	WATER SEED GRANT									
			28	163000-00000	644,817.00-	28	100000-00000	28	163000-00000	Y	
		** Potential Decrease in Fund Balan			644,817.00-						
28	017000	TERP									
			28	170035-00000	443,561.00-	28	100010-00000	28	170035-00000	Y	
		** Potential Decrease in Fund Balan			443,561.00-						
28	020119	TEES ROYALTY EARNED									
			28	201190-00000	150,000.00	28	201190-00000	28	202000-00000	Y	

Printed on a Xerox 9700 Laser Printing System at the Computing Services Center / Texas A&M University

Form: URGB01 (02/05/85)

CC	Account	Transaction Description	--- Offset --- CC	Account	Amount	-------- Actual Entry --------- ---- From ----- CC	Account	----- To ------ CC	Account	Feed	Mand
28	020119	TEES ROYALTY EARNED									
			28	201190-00000	150,000.00	28	201190-00000	28	202302-00000	Y	
		** Potential Increase in Fund Balan			300,000.00						
28	020200	DIVISION ROYALTY									
			28	202000-00000	150,000.00-	28	201190-00000	28	202000-00000	Y	
		** Potential Decrease in Fund Balan			150,000.00-						
28	020230	TEES PATENT EXPENSES									
			28	202302-00000	150,000.00-	28	201190-00000	28	202302-00000	Y	
			28	202302-00000	70,000.00-	28	205204-00000	28	202302-00000	Y	
		** Potential Decrease in Fund Balan			220,000.00-						
28	020520	INTEREST EARNED ON INVESTMENTS									
			28	205204-00000	405,000.00-	28	299235-00000	28	205204-00000	Y	
			28	205204-00000	5,064,224.00-	28	299005-00000	28	205204-00000	Y	
			28	205204-00000	138,000.00	28	205204-00000	28	235735-00000	Y	
			28	205204-00000	935,000.00	28	205204-00000	28	235723-00000	Y	
			28	205204-00000	20,000.00	28	205204-00000	28	235748	Y	
			28	205204-00000	33,654.00	28	205204-00000	28	235625-00000	Y	
			28	205204-00000	25,000.00	28	205204-00000	28	289100	Y	
			28	205204-00000	170,000.00	28	205204-00000	28	235714-00000	Y	
			28	205204-00000	10,000.00	28	205204-00000	28	235782-00000	Y	
			28	205204-00000	532,016.00	28	205204-00000	28	235161-00000	Y	
			28	205204-00000	70,000.00	28	205204-00000	28	235146-00000	Y	
			28	205204-00000	30,306.00	28	205204-00000	28	235165-00000	Y	
			28	205204-00000	65,000.00	28	205204-00000	28	235106-00000	Y	
			28	205204-00000	269,441.00	28	205204-00000	28	235569-00000	Y	
			28	205204-00000	2,207,436.00	28	205204-00000	28	235142-00000	Y	
			28	205204-00000	962,794.00	28	205204-00000	28	235425-00000	Y	
			28	205204-00000	10,000.00	28	205204-00000	28	206142-00000	Y	
			28	205204-00000	63,030.00	28	205204-00000	28	206138-00000	Y	
			28	205204-00000	3,000.00	28	205204-00000	28	206143-00000	Y	
			28	205204-00000	80,000.00	28	205204-00000	28	206133-00000	Y	
			28	205204-00000	16,000.00	28	205204-00000	28	235038-00000	Y	
			28	205204-00000	15,000.00	28	205204-00000	28	206135-00000	Y	
			28	205204-00000	60,000.00	28	205204-00000	28	206176-00000	Y	
			28	205204-00000	2,000.00	28	205204-00000	28	206001-00000	Y	
			28	205204-00000	6,000.00	28	205204-00000	28	206003-00000	Y	
			28	205204-00000	1,500.00	28	205204-00000	28	206002-00000	Y	
			28	205204-00000	40,000.00	28	205204-00000	28	205696-00000	Y	
			28	205204-00000	1,000.00	28	205204-00000	28	206125-00000	Y	
			28	205204-00000	5,000.00	28	205204-00000	28	206000-00000	Y	
			28	205204-00000	334,542.00	28	205204-00000	28	206017-00000	Y	
			28	205204-00000	50,000.00	28	205204-00000	28	205685-00000	Y	
			28	205204-00000	300,000.00	28	205204-00000	28	205679-00000	Y	
			28	205204-00000	69,000.00	28	205204-00000	28	205688-00000	Y	

Printed on a Xerox 9700 Laser Printing System at the Computing Services Center / Texas A&M University

Form: URGB01 (02/05/85)

CC	Account	Transaction Description	--- Offset --- CC	Account	Amount	-------- Actual Entry --------- ---- From ----- CC	Account	----- To ------ CC	Account	Feed	Mand
28	020520	INTEREST EARNED ON INVESTMENTS									
			28	205204-00000	12,337.00	28	205204-00000	28	205649-00000	Y	
			28	205204-00000	50,000.00	28	205204-00000	28	205693-00000	Y	
			28	205204-00000	69,725.00	28	205204-00000	28	205650-00000	Y	
			28	205204-00000	60,000.00	28	205204-00000	28	205689-00000	Y	
			28	205204-00000	120,000.00	28	205204-00000	28	205612-00000	Y	
			28	205204-00000	156,036.00	28	205204-00000	28	205604-00000	Y	
			28	205204-00000	116,250.00	28	205204-00000	28	205620-00000	Y	
			28	205204-00000	766,000.00	28	205204-00000	28	205602-00000	Y	
			28	205204-00000	56,000.00	28	205204-00000	28	205637-00000	Y	
			28	205204-00000	27,000.00	28	205204-00000	28	205603-00000	Y	
			28	205204-00000	6,000.00	28	205204-00000	28	205630-00000	Y	
			28	205204-00000	130,000.00	28	205204-00000	28	205412-00000	Y	
			28	205204-00000	805,157.00	28	205204-00000	28	205601-00000	Y	
			28	205204-00000	70,000.00	28	205204-00000	28	202302-00000	Y	
		** Potential Increase in Fund Balan			3,500,000.00						
28	020540	MANAGEMENT FEES / INDUSTRY SUPPO									
			28	205411-00000	46,000.00	28	205411-00000	28	299005-00000	Y	
			28	205411-00000	200,000.00	28	205411-00000	28	205650-00000	Y	
			28	205411-00000	500,000.00	28	205411-00000	28	235165-00000	Y	
			28	205412-00000	130,000.00-	28	205204-00000	28	205412-00000	Y	
		** Potential Increase in Fund Balan			616,000.00						
28	020560	ADMINISTRATIVE FUNDS - LOCAL									
			28	205601-00000	805,157.00-	28	205204-00000	28	205601-00000	Y	
			28	205602-00000	766,000.00-	28	205204-00000	28	205602-00000	Y	
			28	205603-00000	27,000.00-	28	205204-00000	28	205603-00000	Y	
			28	205604-00000	156,036.00-	28	205204-00000	28	205604-00000	Y	
			28	205612-00000	120,000.00-	28	205204-00000	28	205612-00000	Y	
			28	205620-00000	116,250.00-	28	205204-00000	28	205620-00000	Y	
			28	205630-00000	6,000.00-	28	205204-00000	28	205630-00000	Y	
			28	205637-00000	56,000.00-	28	205204-00000	28	205637-00000	Y	
			28	205649-00000	12,337.00-	28	205204-00000	28	205649-00000	Y	
			28	205650-00000	69,725.00-	28	205204-00000	28	205650-00000	Y	
			28	205650-00000	200,000.00-	28	205411-00000	28	205650-00000	Y	
			28	205679-00000	300,000.00-	28	205204-00000	28	205679-00000	Y	
			28	205685-00000	50,000.00-	28	205204-00000	28	205685-00000	Y	
			28	205688-00000	69,000.00-	28	205204-00000	28	205688-00000	Y	
			28	205689-00000	60,000.00-	28	205204-00000	28	205689-00000	Y	
			28	205693-00000	50,000.00-	28	205204-00000	28	205693-00000	Y	
			28	205696-00000	40,000.00-	28	205204-00000	28	205696-00000	Y	
		** Potential Decrease in Fund Balan			2,903,505.00-						
28	020600	GIFTS - UNRESTRICTED									
			28	206000-00000	5,000.00-	28	205204-00000	28	206000-00000	Y	
			28	206001-00000	2,000.00-	28	205204-00000	28	206001-00000	Y	

Printed on a Xerox 9700 Laser Printing System at the Computing Services Center / Texas A&M University

Form: URGB01 (02/05/85)

CC	Account	Transaction Description	--- Offset --- CC	Account	Amount	-------- Actual Entry --------- ---- From ----- CC	Account	----- To ------ CC	Account	Feed	Mand
28	020600	GIFTS - UNRESTRICTED									
			28	206002-00000	1,500.00-	28	205204-00000	28	206002-00000	Y	
			28	206003-00000	6,000.00-	28	205204-00000	28	206003-00000	Y	
			28	206017-00000	334,542.00-	28	205204-00000	28	206017-00000	Y	
			28	206125-00000	1,000.00-	28	205204-00000	28	206125-00000	Y	
			28	206133-00000	80,000.00-	28	205204-00000	28	206133-00000	Y	
			28	206135-00000	15,000.00-	28	205204-00000	28	206135-00000	Y	
			28	206138-00000	63,030.00-	28	205204-00000	28	206138-00000	Y	
			28	206142-00000	10,000.00-	28	205204-00000	28	206142-00000	Y	
			28	206143-00000	3,000.00-	28	205204-00000	28	206143-00000	Y	
			28	206176-00000	60,000.00-	28	205204-00000	28	206176-00000	Y	
			28	206178-00000	7,500.00-	28	250005-00000	28	206178-00000	Y	
			28	206185-00000	66,303.00-	28	250005-00000	28	206185-00000	Y	
		** Potential Decrease in Fund Balan			654,875.00-						
28	020800	TEES RESEARCH - DESGINATED									
			28	208005-00000	950,000.00-	28	239000-00000	28	208005-00000	Y	
		** Potential Decrease in Fund Balan			950,000.00-						
28	022030	RESEARCH INITIATIVES									
			28	220300-00000	750,000.00-	28	239000-00000	28	220300-00000	Y	
		** Potential Decrease in Fund Balan			750,000.00-						
28	022032	FACULTY STARTUPS									
			28	220320-00000	87,000.00-	28	246259-00000	28	220320-00000	Y	
			28	220320-00000	4,363,000.00-	28	239000-00000	28	220320-00000	Y	
		** Potential Decrease in Fund Balan			4,450,000.00-						
28	022046	RECURRING COMMITMENTS									
			28	220465-00000	277,500.00-	28	239000-00000	28	220465-00000	Y	
		** Potential Decrease in Fund Balan			277,500.00-						
28	022060	CENTER INITIATIVES									
			28	220600-00000	793,353.00-	28	239000-00000	28	220600-00000	Y	
		** Potential Decrease in Fund Balan			793,353.00-						
28	023000	RESEARCH INCENTIVE - PI									
			28	230000-00000	2,057,700.00-	28	239000-00000	28	230000-00000	Y	
		** Potential Decrease in Fund Balan			2,057,700.00-						
28	023300	RESEARCH INCENTIVE - DEPT									
			28	233005-00000	1,993,480.00-	28	239000-00000	28	233005-00000	Y	
		** Potential Decrease in Fund Balan			1,993,480.00-						
28	023400	DEPARTMENTAL FUNDING									
			28	234005-00000	1,027,074.00-	28	239000-00000	28	234005-00000	Y	
		** Potential Decrease in Fund Balan			1,027,074.00-						

Printed on a Xerox 9700 Laser Printing System at the Computing Services Center / Texas A&M University

Form: URGB01 (02/05/85)

CC	Account	Transaction Description	--- Offset --- CC	Account	Amount	-------- Actual Entry --------- ---- From ----- CC	Account	----- To ------ CC	Account	Feed	Mand
28	023500	PROGRAM DEVELOPMENT									
			28	235036-00000	30,412.00-	28	239000-00000	28	235036-00000	Y	
			28	235037-00000	25,000.00-	28	239000-00000	28	235037-00000	Y	
			28	235038-00000	16,000.00-	28	205204-00000	28	235038-00000	Y	
			28	235039-00000	51,280.00-	28	239000-00000	28	235039-00000	Y	
			28	235040-00000	100,000.00-	28	239000-00000	28	235040-00000	Y	
			28	235071-00000	172,000.00-	28	246409-00000	28	235071-00000	Y	
			28	235071-00000	28,000.00-	28	246259-00000	28	235071-00000	Y	
			28	235095-00000	94,500.00-	28	239000-00000	28	235095-00000	Y	
			28	235106-00000	65,000.00-	28	205204-00000	28	235106-00000	Y	
			28	235112-00000	50,000.00-	28	239000-00000	28	235112-00000	Y	
			28	235114-00000	55,000.00-	28	239000-00000	28	235114-00000	Y	
			28	235142-00000	2,207,436.00-	28	205204-00000	28	235142-00000	Y	
			28	235144-00000	80,000.00-	28	239000-00000	28	235144-00000	Y	
			28	235145-00000	150,000.00-	28	239000-00000	28	235145-00000	Y	
			28	235146-00000	70,000.00-	28	205204-00000	28	235146-00000	Y	
			28	235152-00000	50,000.00-	28	239000-00000	28	235152-00000	Y	
			28	235161-00000	3,172,944.00-	28	239000-00000	28	235161-00000	Y	
			28	235161-00000	532,016.00-	28	205204-00000	28	235161-00000	Y	
			28	235165-00000	30,306.00-	28	205204-00000	28	235165-00000	Y	
			28	235165-00000	17,951.00-	28	239000-00000	28	235165-00000	Y	
			28	235165-00000	227,500.00-	28	250005-00000	28	235165-00000	Y	
			28	235165-00000	500,000.00-	28	205411-00000	28	235165-00000	Y	
			28	235425-00000	962,794.00-	28	205204-00000	28	235425-00000	Y	
			28	235538-00000	656,993.00-	28	239000-00000	28	235538-00000	Y	
			28	235569-00000	187,266.00-	28	239000-00000	28	235569-00000	Y	
			28	235569-00000	269,441.00-	28	205204-00000	28	235569-00000	Y	
			28	235625-00000	33,654.00-	28	205204-00000	28	235625-00000	Y	
			28	235662-00000	350,000.00-	28	239000-00000	28	235662-00000	Y	
			28	235714-00000	170,000.00-	28	205204-00000	28	235714-00000	Y	
			28	235723-00000	935,000.00-	28	205204-00000	28	235723-00000	Y	
			28	235735-00000	138,000.00-	28	205204-00000	28	235735-00000	Y	
			28	235748	20,000.00-	28	205204-00000	28	235748	Y	
			28	235782-00000	10,000.00-	28	205204-00000	28	235782-00000	Y	
			28	235832-00000	250,000.00-	28	239000-00000	28	235832-00000	Y	
		** Potential Decrease in Fund Balan			11,708,493.00-						
28	023900	INDIRECT COST - TEES									
			28	239000-00000	65,997.00	28	239000-00000	28	239100-00000	Y	
			28	239000-00000	3,086,550.00	28	239000-00000	28	239805-00000	Y	
			28	239000-00000	250,000.00	28	239000-00000	28	235832-00000	Y	
			28	239000-00000	17,951.00	28	239000-00000	28	235165-00000	Y	
			28	239000-00000	350,000.00	28	239000-00000	28	235662-00000	Y	
			28	239000-00000	656,993.00	28	239000-00000	28	235538-00000	Y	
			28	239000-00000	50,000.00	28	239000-00000	28	235152-00000	Y	
			28	239000-00000	150,000.00	28	239000-00000	28	235145-00000	Y	
			28	239000-00000	187,266.00	28	239000-00000	28	235569-00000	Y	

Printed on a Xerox 9700 Laser Printing System at the Computing Services Center / Texas A&M University

Form: URGB01 (02/05/85)

CC	Account	Transaction Description	--- Offset --- CC	Account	Amount	-------- Actual Entry --------- ---- From ----- CC	Account	----- To ------ CC	Account	Feed	Mand
28	023900	INDIRECT COST - TEES									
			28	239000-00000	3,172,944.00	28	239000-00000	28	235161-00000	Y	
			28	239000-00000	50,000.00	28	239000-00000	28	235112-00000	Y	
			28	239000-00000	94,500.00	28	239000-00000	28	235095-00000	Y	
			28	239000-00000	25,000.00	28	239000-00000	28	235037-00000	Y	
			28	239000-00000	80,000.00	28	239000-00000	28	235144-00000	Y	
			28	239000-00000	55,000.00	28	239000-00000	28	235114-00000	Y	
			28	239000-00000	100,000.00	28	239000-00000	28	235040-00000	Y	
			28	239000-00000	51,280.00	28	239000-00000	28	235039-00000	Y	
			28	239000-00000	1,027,074.00	28	239000-00000	28	234005-00000	Y	
			28	239000-00000	30,412.00	28	239000-00000	28	235036-00000	Y	
			28	239000-00000	1,993,480.00	28	239000-00000	28	233005-00000	Y	
			28	239000-00000	2,057,700.00	28	239000-00000	28	230000-00000	Y	
			28	239000-00000	793,353.00	28	239000-00000	28	220600-00000	Y	
			28	239000-00000	277,500.00	28	239000-00000	28	220465-00000	Y	
			28	239000-00000	4,363,000.00	28	239000-00000	28	220320-00000	Y	
		RFS CP-HEALTH TECHNOLOGIES	28	239000-00000	195,000.00	28	239000-00000	28	023900	N	Y
		RFS CP-TTI HQ	28	239000-00000	352,000.00	28	239000-00000	28	023900	N	Y
			28	239000-00000	750,000.00	28	239000-00000	28	220300-00000	Y	
		RFS CP-ROWLETT	28	239000-00000	285,000.00	28	239000-00000	28	023900	N	Y
			28	239000-00000	950,000.00	28	239000-00000	28	208005-00000	Y	
		RFS CP-INDUSTRY LAB	28	239000-00000	120,000.00	28	239000-00000	28	023900	N	Y
		RFS CP-TEES HQ	28	239000-00000	360,000.00	28	239000-00000	28	023900	N	Y
		RFS CP-EEC	28	239000-00000	308,000.00	28	239000-00000	28	023900	N	Y
		RFS CP-AGN NUCLEAR REACTOR	28	239000-00000	54,000.00	28	239000-00000	28	023900	N	Y
		** Potential Increase in Fund Balan			22,360,000.00						
28	023910	JIP - DEPT RESEARCH INCENTIVE FU									
			28	239100-00000	65,997.00-	28	239000-00000	28	239100-00000	Y	
		** Potential Decrease in Fund Balan			65,997.00-						
28	023980	VPR INCENTIVE									
			28	239805-00000	3,086,550.00-	28	239000-00000	28	239805-00000	Y	
		** Potential Decrease in Fund Balan			3,086,550.00-						
28	024600	RESEARCH FELLOWS ENDOWMENT OPERA									
			28	246259-00000	28,000.00	28	246259-00000	28	235071-00000	Y	
			28	246259-00000	87,000.00	28	246259-00000	28	220320-00000	Y	
		** Potential Increase in Fund Balan			115,000.00						
28	024640	RESEARCH CHAIRS ENDOWMENT OPERAT									
			28	246409-00000	172,000.00	28	246409-00000	28	235071-00000	Y	
		** Potential Increase in Fund Balan			172,000.00						
28	025005	SHORT COURSES/CONT EDU-BUDGET ON									
			28	250005-00000	227,500.00	28	250005-00000	28	235165-00000	Y	
			28	250005-00000	66,303.00	28	250005-00000	28	206185-00000	Y	

Printed on a Xerox 9700 Laser Printing System at the Computing Services Center / Texas A&M University

Form: URGB01 (02/05/85)

CC	Account	Transaction Description	Offset CC	Offset Account	Amount	Actual Entry From CC	Actual Entry From Account	Actual Entry To CC	Actual Entry To Account	Feed	Mand
28	025005	SHORT COURSES/CONT EDU-BUDGET ON									
			28	250005-00000	7,500.00	28	250005-00000	28	206178-00000	Y	
		** Potential Increase in Fund Balan			301,303.00						
28	026000	PUF - RESEARCH EQUIPMENT									
			28	260019-00000	3,100,000.00-	28	026000	28	260019-00000	Y	
		** Potential Decrease in Fund Balan			3,100,000.00-						
28	028910	BUDGET CONTINGENCY/SWAP									
			28	289100	25,000.00-	28	205204-00000	28	289100	Y	
		** Potential Decrease in Fund Balan			25,000.00-						
28	029900	CONTINGENCY RESERVE									
			28	299005-00000	46,000.00-	28	205411-00000	28	299005-00000	Y	
			28	299005-00000	5,064,224.00	28	299005-00000	28	205204-00000	Y	
		** Potential Increase in Fund Balan			5,018,224.00						
28	029920	RESERVE									
			28	299235-00000	405,000.00	28	299235-00000	28	205204-00000	Y	
		** Potential Increase in Fund Balan			405,000.00						
28	100000-00000	GENERAL REVENUE APPROPRIATION									
			28	010000	412,010.00-	28	100000-00000	28	120046-00000	Y	
			28	010000	128,932.00-	28	100000-00000	28	120048-00000	Y	
			28	010000	293,659.00-	28	100000-00000	28	120047-00000	Y	
			28	010000	1,188,229.00-	28	100000-00000	28	120045-00000	Y	
			28	010000	102,233.00-	28	100000-00000	28	120050-00000	Y	
			28	010000	331,037.00-	28	100000-00000	28	120040-00000	Y	
			28	010000	378,926.00-	28	100000-00000	28	120100-00000	Y	
			28	010000	592,935.00-	28	100000-00000	28	120011-00000	Y	
			28	010000	100,000.00-	28	100000-00000	28	125847-00000	Y	
			28	010000	50,000.00-	28	100000-00000	28	125846-00000	Y	
			28	010000	490,000.00-	28	100000-00000	28	125851-00000	Y	
			28	010000	273,223.00-	28	100000-00000	28	125845-00000	Y	
			28	010000	45,521.00-	28	100000-00000	28	125853-00000	Y	
			28	010000	60,000.00-	28	100000-00000	28	125844-00000	Y	
			28	010000	2,000,000.00-	28	100000-00000	28	131000-00000	Y	
			28	010000	571,650.00-	28	100000-00000	28	120025-00000	Y	
			28	010000	2,500,000.00-	28	100000-00000	28	161105-00000	Y	
			28	010000	644,817.00-	28	100000-00000	28	163000-00000	Y	
			28	010000	375,000.00-	28	100000-00000	28	150005	Y	
			28	010000	381,594.00-	28	100000-00000	28	120020-00000	Y	
			28	010000	535,057.00-	28	100000-00000	28	120010-00000	Y	
			28	010000	83,784.00-	28	100000-00000	28	120030-00000	Y	
			28	010000	482,866.00-	28	100000-00000	28	120005-00000	Y	
			28	010000	310,036.00-	28	100000-00000	28	120035-00000	Y	
		RFS-CIR	28	010000	4,798,195.00-	28	100000-00000	28	010000	N	Y

Printed on a Xerox 9700 Laser Printing System at the Computing Services Center / Texas A&M University

Form: URGB01 (02/05/85)

CC	Account	Transaction Description	Offset CC	Offset Account	Amount	Actual Entry From CC	Actual Entry From Account	Actual Entry To CC	Actual Entry To Account	Feed	Mand
28	100000-00000	GENERAL REVENUE APPROPRIATION									
			28	010000	233,697.00-	28	100000-00000	28	120555-00000	Y	
			28	010000	26,275.00-	28	100000-00000	28	125809-00000	Y	
			28	010000	99,800.00-	28	100000-00000	28	125129-00000	Y	
			28	010000	150,000.00-	28	100000-00000	28	125545-00000	Y	
			28	010000	203,861.00-	28	100000-00000	28	125519-00000	Y	
			28	010000	240,208.00-	28	100000-00000	28	120556	Y	
			28	010000	952,970.00-	28	100000-00000	28	125597-00000	Y	
			28	010000	31,320.00-	28	100000-00000	28	120002-00000	Y	
			28	010000	131,267.00-	28	100000-00000	28	120400-00000	Y	
			28	010000	434,160.00-	28	100000-00000	28	120520-00000	Y	
			28	010000	826,676.00-	28	100000-00000	28	120500-00000	Y	
			28	010000	544,740.00-	28	100000-00000	28	120200-00000	Y	
			28	010000	469,440.00-	28	100000-00000	28	120530-00000	Y	
			28	010000	299,718.00-	28	100000-00000	28	120110-00000	Y	
			28	010000	42,500.00-	28	100000-00000	28	120540-00000	Y	
			28	010000	423,764.00-	28	100000-00000	28	120000-00000	Y	
		AGLIFE-WATER SEED GRANTS	28	010000	644,817.00	28	010000	28	100000-00000	Y	
		** Decrease in SL Allocation **			21,595,283.00-						
28	100010-00000	TERP REVENUE									
			28	010000	443,561.00-	28	100010-00000	28	170035-00000	Y	
		** Decrease in SL Allocation **			443,561.00-						
28	100100-00000	GIP REVENUE									
			28	010000	2,352,904.00-	28	100100-00000	28	121000-00000	Y	
		** Decrease in SL Allocation **			2,352,904.00-						
28	100110-00000	STATE PAID BENEFITS REVENUE									
			28	010000	975,000.00-	28	100110-00000	28	121100-00000	Y	
			28	010000	10,000.00-	28	100110-00000	28	121130-00000	Y	
			28	010000	400,000.00-	28	100110-00000	28	121120-00000	Y	
			28	010000	650,000.00-	28	100110-00000	28	121110-00000	Y	
		** Decrease in SL Allocation **			2,035,000.00-						
28	120000-00000	VICE CHANCELLOR									
			28	012000	423,764.00	28	100000-00000	28	120000-00000	Y	
		** Increase in SL Allocation **			423,764.00						
28	120002-00000	COE SALARIES									
			28	012000	31,320.00	28	100000-00000	28	120002-00000	Y	
		** Increase in SL Allocation **			31,320.00						
28	120005-00000	ENGINEERING COMUNICATIONS									
			28	012000	482,866.00	28	100000-00000	28	120005-00000	Y	
		** Increase in SL Allocation **			482,866.00						

Printed on a Xerox 9700 Laser Printing System at the Computing Services Center / Texas A&M University

Form: URGB01 (02/05/85)

CC	Account	Transaction Description	Offset CC	Offset Account	Amount	Actual Entry From CC	Actual Entry From Account	Actual Entry To CC	Actual Entry To Account	Feed	Mand
28	120010-00000	TEES INFORMATION SYSTEMS									
			28	012000	535,057.00	28	100000-00000	28	120010-00000	Y	
		** Increase in SL Allocation **			535,057.00						
28	120011-00000	PC SUPPORT SERVICES									
			28	012000	592,935.00	28	100000-00000	28	120011-00000	Y	
		** Increase in SL Allocation **			592,935.00						
28	120020-00000	DEPUTY DIRECTOR									
			28	012000	381,594.00	28	100000-00000	28	120020-00000	Y	
		** Increase in SL Allocation **			381,594.00						
28	120025-00000	RISK OFFICE									
			28	012000	571,650.00	28	100000-00000	28	120025-00000	Y	
		** Increase in SL Allocation **			571,650.00						
28	120030-00000	ASSOCIATE DIRECTOR									
			28	012000	83,784.00	28	100000-00000	28	120030-00000	Y	
		** Increase in SL Allocation **			83,784.00						
28	120035-00000	FACILITIES SUPPORT - ENGINEERING									
			28	012000	310,036.00	28	100000-00000	28	120035-00000	Y	
		** Increase in SL Allocation **			310,036.00						
28	120040-00000	CFO									
			28	012000	331,037.00	28	100000-00000	28	120040-00000	Y	
		** Increase in SL Allocation **			331,037.00						
28	120045-00000	TEES FISCAL OFFICE									
			28	012000	1,188,229.00	28	100000-00000	28	120045-00000	Y	
		** Increase in SL Allocation **			1,188,229.00						
28	120046-00000	ENGINEERING HUMAN RESOURCES									
			28	012000	412,010.00	28	100000-00000	28	120046-00000	Y	
		** Increase in SL Allocation **			412,010.00						
28	120047-00000	ENGINEERING PAYROLL									
			28	012000	293,659.00	28	100000-00000	28	120047-00000	Y	
		** Increase in SL Allocation **			293,659.00						
28	120048-00000	ENGR BUDGET OFFICE									
			28	012000	128,932.00	28	100000-00000	28	120048-00000	Y	
		** Increase in SL Allocation **			128,932.00						
28	120050-00000	ASST VC COMMUNICATIONS-SALARY AC									
			28	012000	102,233.00	28	100000-00000	28	120050-00000	Y	
		** Increase in SL Allocation **			102,233.00						

Printed on a Xerox 9700 Laser Printing System at the Computing Services Center / Texas A&M University

Form: URGB01 (02/05/85)

CC	Account	Transaction Description	--- Offset --- CC	Account	Amount	-------- Actual Entry --------- ---- From ----- CC	Account	----- To ------ CC	Account	Feed	Mand
28	120100-00000	STRATEGIC INITIATIVES									
			28	012010	378,926.00	28	100000-00000	28	120100-00000	Y	
		** Increase in SL Allocation **			378,926.00						
28	120110-00000	CENTER OPERATIONS_(PAYROLL)									
			28	012011	299,718.00	28	100000-00000	28	120110-00000	Y	
		** Increase in SL Allocation **			299,718.00						
28	120200-00000	WORKFORCE DEVELOPMENT									
			28	012020	544,740.00	28	100000-00000	28	120200-00000	Y	
		** Increase in SL Allocation **			544,740.00						
28	120400-00000	REGIONAL DIVISIONS									
			28	012040	131,267.00	28	100000-00000	28	120400-00000	Y	
		** Increase in SL Allocation **			131,267.00						
28	120500-00000	TECHNOLOGY COMMERCIAL									
			28	012050	826,676.00	28	100000-00000	28	120500-00000	Y	
		** Increase in SL Allocation **			826,676.00						
28	120520-00000	CONTRACTS (PAYROLL)									
			28	012050	434,160.00	28	100000-00000	28	120520-00000	Y	
		** Increase in SL Allocation **			434,160.00						
28	120530-00000	CORPORATE RELATIONS									
			28	012050	469,440.00	28	100000-00000	28	120530-00000	Y	
		** Increase in SL Allocation **			469,440.00						
28	120540-00000	LAB SUPPORT									
			28	012050	42,500.00	28	100000-00000	28	120540-00000	Y	
		** Increase in SL Allocation **			42,500.00						
28	120555-00000	DISTANCE LEARNING - SALARY ACCOU									
			28	012050	233,697.00	28	100000-00000	28	120555-00000	Y	
		** Increase in SL Allocation **			233,697.00						
28	120556	ASSOC VC CYBERSECURITY-SALARY AC									
			28	012056	240,208.00	28	100000-00000	28	120556	Y	
		** Increase in SL Allocation **			240,208.00						
28	121000-00000	GIP - INSTITUTIONAL SUPPORT									
			28	012100	2,352,904.00	28	100100-00000	28	121000-00000	Y	
		** Increase in SL Allocation **			2,352,904.00						
28	121100-00000	BENEFITS PAID BY THE STATE-FICA									
			28	012100	975,000.00	28	100110-00000	28	121100-00000	Y	
		** Increase in SL Allocation **			975,000.00						

Printed on a Xerox 9700 Laser Printing System at the Computing Services Center / Texas A&M University

Form: URGB01 (02/05/85)

CC	Account	Transaction Description	Offset CC	Offset Account	Amount	Actual Entry From CC	Actual Entry From Account	Actual Entry To CC	Actual Entry To Account	Feed	Mand
28	121110-00000	BENEFITS PAID BY THE STATE-TRS									
			28	012100	650,000.00	28	100110-00000	28	121110-00000	Y	
		** Increase in SL Allocation **			650,000.00						
28	121120-00000	BENEFITS PAID BY THE STATE ORP F									
			28	012100	400,000.00	28	100110-00000	28	121120-00000	Y	
		** Increase in SL Allocation **			400,000.00						
28	121130-00000	BENEFITS PAID BY THE STATE-UCI									
			28	012100	10,000.00	28	100110-00000	28	121130-00000	Y	
		** Increase in SL Allocation **			10,000.00						
28	125129-00000	MPREF - SALARY ACCOUNT									
			28	012500	99,800.00	28	100000-00000	28	125129-00000	Y	
		** Increase in SL Allocation **			99,800.00						
28	125519-00000	OFFSHORE RESEARCH INITIATIVE									
			28	012500	203,861.00	28	100000-00000	28	125519-00000	Y	
		** Increase in SL Allocation **			203,861.00						
28	125545-00000	NUCLEAR SCIENCE CENTER									
			28	012500	150,000.00	28	100000-00000	28	125545-00000	Y	
		** Increase in SL Allocation **			150,000.00						
28	125597-00000	INFRASTRUCTURE SUPPORT									
			28	012500	952,970.00	28	100000-00000	28	125597-00000	Y	
		** Increase in SL Allocation **			952,970.00						
28	125809-00000	TEES FAST RESPONSE									
			28	012500	26,275.00	28	100000-00000	28	125809-00000	Y	
		** Increase in SL Allocation **			26,275.00						
28	125844-00000	RESEARCH INITIATIVES									
			28	012500	60,000.00	28	100000-00000	28	125844-00000	Y	
		** Increase in SL Allocation **			60,000.00						
28	125845-00000	RECURRING COMMITMENTS									
			28	012500	273,223.00	28	100000-00000	28	125845-00000	Y	
		** Increase in SL Allocation **			273,223.00						
28	125846-00000	FACULTY STARTUPS									
			28	012500	50,000.00	28	100000-00000	28	125846-00000	Y	
		** Increase in SL Allocation **			50,000.00						
28	125847-00000	PROPOSAL DEVELOPMENT									
			28	012500	100,000.00	28	100000-00000	28	125847-00000	Y	
		** Increase in SL Allocation **			100,000.00						

Printed on a Xerox 9700 Laser Printing System at the Computing Services Center / Texas A&M University

Form: URGB01 (02/05/85)

CC	Account	Transaction Description	--- Offset --- CC	Account	Amount	-------- Actual Entry --------- ---- From ----- CC	Account	----- To ------ CC	Account	Feed	Mand
28	125851-00000	RECURRING COMMITMENTS									
			28	012500	490,000.00	28	100000-00000	28	125851-00000	Y	
		** Increase in SL Allocation **			490,000.00						
28	125853-00000	WORKFORCE DEVEL - LAWLEY									
			28	012500	45,521.00	28	100000-00000	28	125853-00000	Y	
		** Increase in SL Allocation **			45,521.00						
28	131000-00000	OSRS ASSESSMENT									
			28	013100	2,000,000.00	28	100000-00000	28	131000-00000	Y	
		** Increase in SL Allocation **			2,000,000.00						
28	150005	BUDGET CONTINGENCY-BUDGET ONLY									
			28	015005	375,000.00	28	100000-00000	28	150005	Y	
		** Increase in SL Allocation **			375,000.00						
28	161105-00000	NUCLEAR POWER INSTITUTE-FY2018									
			28	016110	2,500,000.00	28	100000-00000	28	161105-00000	Y	
		** Increase in SL Allocation **			2,500,000.00						
28	163000-00000	WATER SEED GRANT FUNDING									
			28	016300	644,817.00	28	100000-00000	28	163000-00000	Y	
		** Increase in SL Allocation **			644,817.00						
28	170035-00000	SB5 ENERGY PROGRAM '18 (TERP)									
			28	017000	443,561.00	28	100010-00000	28	170035-00000	Y	
		** Increase in SL Allocation **			443,561.00						
28	201190-00000	TEES ROYALTY EARNED									
			28	020119	150,000.00-	28	201190-00000	28	202302-00000	Y	
			28	020119	150,000.00-	28	201190-00000	28	202000-00000	Y	
		** Decrease in SL Allocation **			300,000.00-						
28	202000-00000	DIVISION ROYALTY - BUDGET ONLY									
			28	020200	150,000.00	28	201190-00000	28	202000-00000	Y	
		** Increase in SL Allocation **			150,000.00						
28	202302-00000	TEES GENERAL PATENT EXPENSES									
			28	020230	70,000.00	28	205204-00000	28	202302-00000	Y	
			28	020230	150,000.00	28	201190-00000	28	202302-00000	Y	
		** Increase in SL Allocation **			220,000.00						
28	205204-00000	CCP INVESTMENT EARNINGS									
			28	020520	70,000.00-	28	205204-00000	28	202302-00000	Y	
			28	020520	120,000.00-	28	205204-00000	28	205612-00000	Y	
			28	020520	156,036.00-	28	205204-00000	28	205604-00000	Y	
			28	020520	116,250.00-	28	205204-00000	28	205620-00000	Y	

Printed on a Xerox 9700 Laser Printing System at the Computing Services Center / Texas A&M University

Form: URGB01 (02/05/85)

CC	Account	Transaction Description	--- Offset --- CC	Account	Amount	-------- Actual Entry --------- ---- From ----- CC	Account	----- To ------ CC	Account	Feed	Mand
28	205204-00000	CCP INVESTMENT EARNINGS									
			28	020520	27,000.00-	28	205204-00000	28	205603-00000	Y	
			28	020520	6,000.00-	28	205204-00000	28	205630-00000	Y	
			28	020520	766,000.00-	28	205204-00000	28	205602-00000	Y	
			28	020520	56,000.00-	28	205204-00000	28	205637-00000	Y	
			28	020520	805,157.00-	28	205204-00000	28	205601-00000	Y	
			28	020520	63,030.00-	28	205204-00000	28	206138-00000	Y	
			28	020520	3,000.00-	28	205204-00000	28	206143-00000	Y	
			28	020520	10,000.00-	28	205204-00000	28	206142-00000	Y	
			28	020520	15,000.00-	28	205204-00000	28	206135-00000	Y	
			28	020520	60,000.00-	28	205204-00000	28	206176-00000	Y	
			28	020520	80,000.00-	28	205204-00000	28	206133-00000	Y	
			28	020520	16,000.00-	28	205204-00000	28	235038-00000	Y	
			28	020520	130,000.00-	28	205204-00000	28	205412-00000	Y	
			28	020520	405,000.00	28	299235-00000	28	205204-00000	Y	
			28	020520	5,064,224.00	28	299005-00000	28	205204-00000	Y	
			28	020520	138,000.00-	28	205204-00000	28	235735-00000	Y	
			28	020520	935,000.00-	28	205204-00000	28	235723-00000	Y	
			28	020520	20,000.00-	28	205204-00000	28	235748	Y	
			28	020520	170,000.00-	28	205204-00000	28	235714-00000	Y	
			28	020520	10,000.00-	28	205204-00000	28	235782-00000	Y	
			28	020520	33,654.00-	28	205204-00000	28	235625-00000	Y	
			28	020520	25,000.00-	28	205204-00000	28	289100	Y	
			28	020520	5,000.00-	28	205204-00000	28	206000-00000	Y	
			28	020520	70,000.00-	28	205204-00000	28	235146-00000	Y	
			28	020520	30,306.00-	28	205204-00000	28	235165-00000	Y	
			28	020520	532,016.00-	28	205204-00000	28	235161-00000	Y	
			28	020520	2,207,436.00-	28	205204-00000	28	235142-00000	Y	
			28	020520	962,794.00-	28	205204-00000	28	235425-00000	Y	
			28	020520	65,000.00-	28	205204-00000	28	235106-00000	Y	
			28	020520	269,441.00-	28	205204-00000	28	235569-00000	Y	
			28	020520	334,542.00-	28	205204-00000	28	206017-00000	Y	
			28	020520	2,000.00-	28	205204-00000	28	206001-00000	Y	
			28	020520	6,000.00-	28	205204-00000	28	206003-00000	Y	
			28	020520	1,500.00-	28	205204-00000	28	206002-00000	Y	
			28	020520	40,000.00-	28	205204-00000	28	205696-00000	Y	
			28	020520	1,000.00-	28	205204-00000	28	206125-00000	Y	
			28	020520	300,000.00-	28	205204-00000	28	205679-00000	Y	
			28	020520	69,000.00-	28	205204-00000	28	205688-00000	Y	
			28	020520	50,000.00-	28	205204-00000	28	205685-00000	Y	
			28	020520	69,725.00-	28	205204-00000	28	205650-00000	Y	
			28	020520	60,000.00-	28	205204-00000	28	205689-00000	Y	
			28	020520	12,337.00-	28	205204-00000	28	205649-00000	Y	
			28	020520	50,000.00-	28	205204-00000	28	205693-00000	Y	
		** Decrease in SL Allocation **			3,500,000.00-						
28	205411-00000	MANAGEMENT FEES (ADMIN)									
			28	020540	46,000.00-	28	205411-00000	28	299005-00000	Y	

Printed on a Xerox 9700 Laser Printing System at the Computing Services Center / Texas A&M University

Form: URGB01 (02/05/85)

CC	Account	Transaction Description	Offset CC	Offset Account	Amount	Actual Entry From CC	Actual Entry From Account	Actual Entry To CC	Actual Entry To Account	Feed	Mand
28	205411-00000	MANAGEMENT FEES (ADMIN)									
			28	020540	200,000.00-	28	205411-00000	28	205650-00000	Y	
			28	020540	500,000.00-	28	205411-00000	28	235165-00000	Y	
		** Decrease in SL Allocation **			746,000.00-						
28	205412-00000	CONTINUING EDUCATION ADMIN									
			28	020540	130,000.00	28	205204-00000	28	205412-00000	Y	
		** Increase in SL Allocation **			130,000.00						
28	205601-00000	TEES INFORMATION SYSTEMS									
			28	020560	805,157.00	28	205204-00000	28	205601-00000	Y	
		** Increase in SL Allocation **			805,157.00						
28	205602-00000	IT - LARGE PURCHASES									
			28	020560	766,000.00	28	205204-00000	28	205602-00000	Y	
		** Increase in SL Allocation **			766,000.00						
28	205603-00000	FACILITIES SUPPORT									
			28	020560	27,000.00	28	205204-00000	28	205603-00000	Y	
		** Increase in SL Allocation **			27,000.00						
28	205604-00000	TEES SAFETY SERVICES									
			28	020560	156,036.00	28	205204-00000	28	205604-00000	Y	
		** Increase in SL Allocation **			156,036.00						
28	205612-00000	ENGINEERING COMMUNICATIONS									
			28	020560	120,000.00	28	205204-00000	28	205612-00000	Y	
		** Increase in SL Allocation **			120,000.00						
28	205620-00000	VICE CHANCELLOR									
			28	020560	116,250.00	28	205204-00000	28	205620-00000	Y	
		** Increase in SL Allocation **			116,250.00						
28	205630-00000	ENGINEERING HUMAN RESOURCES									
			28	020560	6,000.00	28	205204-00000	28	205630-00000	Y	
		** Increase in SL Allocation **			6,000.00						
28	205637-00000	FISCAL OFFICE									
			28	020560	56,000.00	28	205204-00000	28	205637-00000	Y	
		** Increase in SL Allocation **			56,000.00						
28	205649-00000	ENGINEERING BUDGET OFFICE									
			28	020560	12,337.00	28	205204-00000	28	205649-00000	Y	
		** Increase in SL Allocation **			12,337.00						
28	205650-00000	ENGINEERING PAYROLL - LOCAL									
			28	020560	69,725.00	28	205204-00000	28	205650-00000	Y	

Printed on a Xerox 9700 Laser Printing System at the Computing Services Center / Texas A&M University

Form: URGB01 (02/05/85)

CC	Account	Transaction Description	--- Offset --- CC	Account	Amount	-------- Actual Entry --------- ---- From ----- CC	Account	----- To ------ CC	Account	Feed	Mand
28	205650-00000	ENGINEERING PAYROLL - LOCAL									
			28	020560	200,000.00	28	205411-00000	28	205650-00000	Y	
		** Increase in SL Allocation **			269,725.00						
28	205679-00000	INFRASTRUCTURE CONTINGENCY									
			28	020560	300,000.00	28	205204-00000	28	205679-00000	Y	
		** Increase in SL Allocation **			300,000.00						
28	205685-00000	EASTMARK SUPPLIES & OTHER OPS									
			28	020560	50,000.00	28	205204-00000	28	205685-00000	Y	
		** Increase in SL Allocation **			50,000.00						
28	205688-00000	CFO - OTHER OPER EXPENSES									
			28	020560	69,000.00	28	205204-00000	28	205688-00000	Y	
		** Increase in SL Allocation **			69,000.00						
28	205689-00000	DEP DIRECTOR - OTHER OPER EXP									
			28	020560	60,000.00	28	205204-00000	28	205689-00000	Y	
		** Increase in SL Allocation **			60,000.00						
28	205693-00000	RISK OFFICE									
			28	020560	50,000.00	28	205204-00000	28	205693-00000	Y	
		** Increase in SL Allocation **			50,000.00						
28	205696-00000	AGENCY WIDE TRAINING									
			28	020560	40,000.00	28	205204-00000	28	205696-00000	Y	
		** Increase in SL Allocation **			40,000.00						
28	206000-00000	WORKFORCE DEVELOPMENT (GIFTS)									
			28	020600	5,000.00	28	205204-00000	28	206000-00000	Y	
		** Increase in SL Allocation **			5,000.00						
28	206001-00000	STRATEGIC INITIATIVES (GIFTS)									
			28	020600	2,000.00	28	205204-00000	28	206001-00000	Y	
		** Increase in SL Allocation **			2,000.00						
28	206002-00000	TECHNOLOGY COMMERCIALIZATION -GI									
			28	020600	1,500.00	28	205204-00000	28	206002-00000	Y	
		** Increase in SL Allocation **			1,500.00						
28	206003-00000	REGIONAL DIVISIONS (GIFTS)									
			28	020600	6,000.00	28	205204-00000	28	206003-00000	Y	
		** Increase in SL Allocation **			6,000.00						
28	206017-00000	STATE - EXTERNAL AFFAIRS									
			28	020600	334,542.00	28	205204-00000	28	206017-00000	Y	
		** Increase in SL Allocation **			334,542.00						

Printed on a Xerox 9700 Laser Printing System at the Computing Services Center / Texas A&M University

Form: URGB01 (02/05/85)

CC	Account	Transaction Description	Offset CC	Offset Account	Amount	Actual Entry From CC	Actual Entry From Account	Actual Entry To CC	Actual Entry To Account	Feed	Mand
28	206125-00000	PROGRAM SUPPORT - GIFTS									
			28	020600	1,000.00	28	205204-00000	28	206125-00000	Y	
		** Increase in SL Allocation **			1,000.00						
28	206133-00000	VICE CHANCELLOR - TRAVEL									
			28	020600	80,000.00	28	205204-00000	28	206133-00000	Y	
		** Increase in SL Allocation **			80,000.00						
28	206135-00000	VICE CHANCELLOR - GIFTS									
			28	020600	15,000.00	28	205204-00000	28	206135-00000	Y	
		** Increase in SL Allocation **			15,000.00						
28	206138-00000	DEFERRED COMP - BANKS									
			28	020600	63,030.00	28	205204-00000	28	206138-00000	Y	
		** Increase in SL Allocation **			63,030.00						
28	206142-00000	ASSOC DIRECTOR - TRAVEL									
			28	020600	10,000.00	28	205204-00000	28	206142-00000	Y	
		** Increase in SL Allocation **			10,000.00						
28	206143-00000	ASSOC DIRECTOR - GIFTS									
			28	020600	3,000.00	28	205204-00000	28	206143-00000	Y	
		** Increase in SL Allocation **			3,000.00						
28	206176-00000	TNVC									
			28	020600	60,000.00	28	205204-00000	28	206176-00000	Y	
		** Increase in SL Allocation **			60,000.00						
28	206178-00000	LOCAL SUPPORT									
			28	020600	7,500.00	28	250005-00000	28	206178-00000	Y	
		** Increase in SL Allocation **			7,500.00						
28	206185-00000	REMOTE EDUCATION - LOCAL									
			28	020600	66,303.00	28	250005-00000	28	206185-00000	Y	
		** Increase in SL Allocation **			66,303.00						
28	208005-00000	TEES RESEARCH-MISC - BUDGET ONLY									
			28	020800	950,000.00	28	239000-00000	28	208005-00000	Y	
		** Increase in SL Allocation **			950,000.00						
28	220300-00000	RESEARCH INITIATIVES									
			28	022030	750,000.00	28	239000-00000	28	220300-00000	Y	
		** Increase in SL Allocation **			750,000.00						
28	220320-00000	FACULTY STARTUPS									
			28	022032	4,363,000.00	28	239000-00000	28	220320-00000	Y	
			28	022032	87,000.00	28	246259-00000	28	220320-00000	Y	
		** Increase in SL Allocation **			4,450,000.00						

Printed on a Xerox 9700 Laser Printing System at the Computing Services Center / Texas A&M University

Form: URGB01 (02/05/85)

CC	Account	Transaction Description	Offset CC	Offset Account	Amount	Actual Entry From CC	Actual Entry From Account	Actual Entry To CC	Actual Entry To Account	Feed	Mand
28	220465-00000	RECURRING COMMITMENTS-CTR INITIA									
			28	022046	277,500.00	28	239000-00000	28	220465-00000	Y	
		** Increase in SL Allocation **			277,500.00						
28	220600-00000	CENTER INITIATIVES									
			28	022060	793,353.00	28	239000-00000	28	220600-00000	Y	
		** Increase in SL Allocation **			793,353.00						
28	230000-00000	PI INCENTIVE - BUDGET ONLY									
			28	023000	2,057,700.00	28	239000-00000	28	230000-00000	Y	
		** Increase in SL Allocation **			2,057,700.00						
28	233005-00000	DIV INCENTIVE - BUDGET ONLY									
			28	023300	1,993,480.00	28	239000-00000	28	233005-00000	Y	
		** Increase in SL Allocation **			1,993,480.00						
28	234005-00000	DEPARTMENTAL FUNDING - BUDGET ON									
			28	023400	1,027,074.00	28	239000-00000	28	234005-00000	Y	
		** Increase in SL Allocation **			1,027,074.00						
28	235036-00000	WORKFORCE DEVELOPMENT									
			28	023500	30,412.00	28	239000-00000	28	235036-00000	Y	
		** Increase in SL Allocation **			30,412.00						
28	235037-00000	STRATEGIC INITIATIVES									
			28	023500	25,000.00	28	239000-00000	28	235037-00000	Y	
		** Increase in SL Allocation **			25,000.00						
28	235038-00000	CONTRACTS (LOCAL)									
			28	023500	16,000.00	28	205204-00000	28	235038-00000	Y	
		** Increase in SL Allocation **			16,000.00						
28	235039-00000	CENTER OPERATIONS_(LOCAL)									
			28	023500	51,280.00	28	239000-00000	28	235039-00000	Y	
		** Increase in SL Allocation **			51,280.00						
28	235040-00000	TEES FAST RESPONSE (LOCAL)									
			28	023500	100,000.00	28	239000-00000	28	235040-00000	Y	
		** Increase in SL Allocation **			100,000.00						
28	235071-00000	FACULTY RETENTION									
			28	023500	28,000.00	28	246259-00000	28	235071-00000	Y	
			28	023500	172,000.00	28	246409-00000	28	235071-00000	Y	
		** Increase in SL Allocation **			200,000.00						
28	235095-00000	CORPORATE RELATIONS									
			28	023500	94,500.00	28	239000-00000	28	235095-00000	Y	
		** Increase in SL Allocation **			94,500.00						

Printed on a Xerox 9700 Laser Printing System at the Computing Services Center / Texas A&M University

Form: URGB01 (02/05/85)

CC	Account	Transaction Description	--- Offset --- CC	Account	Amount	-------- Actual Entry --------- ---- From ----- CC	Account	----- To ------ CC	Account	Feed	Mand
28	235106-00000	TECHNOLOGY COMMERCIALIZATION									
			28	023500	65,000.00	28	205204-00000	28	235106-00000	Y	
		** Increase in SL Allocation **			65,000.00						
28	235112-00000	NATIONAL INITIATIVES									
			28	023500	50,000.00	28	239000-00000	28	235112-00000	Y	
		** Increase in SL Allocation **			50,000.00						
28	235114-00000	REGIONAL DIVISIONS									
			28	023500	55,000.00	28	239000-00000	28	235114-00000	Y	
		** Increase in SL Allocation **			55,000.00						
28	235142-00000	GERB LEASE									
			28	023500	2,207,436.00	28	205204-00000	28	235142-00000	Y	
		** Increase in SL Allocation **			2,207,436.00						
28	235144-00000	ENTREPRENEURSHIP									
			28	023500	80,000.00	28	239000-00000	28	235144-00000	Y	
		** Increase in SL Allocation **			80,000.00						
28	235145-00000	GLOBAL INITIATIVES									
			28	023500	150,000.00	28	239000-00000	28	235145-00000	Y	
		** Increase in SL Allocation **			150,000.00						
28	235146-00000	FIELD OFFICE - LOCAL									
			28	023500	70,000.00	28	205204-00000	28	235146-00000	Y	
		** Increase in SL Allocation **			70,000.00						
28	235152-00000	NNMI INITIATIVES									
			28	023500	50,000.00	28	239000-00000	28	235152-00000	Y	
		** Increase in SL Allocation **			50,000.00						
28	235161-00000	INFRASTRUCTURE SUPPORT									
			28	023500	3,172,944.00	28	239000-00000	28	235161-00000	Y	
			28	023500	532,016.00	28	205204-00000	28	235161-00000	Y	
		** Increase in SL Allocation **			3,704,960.00						
28	235165-00000	SAGO ASSESSMENTS									
			28	023500	30,306.00	28	205204-00000	28	235165-00000	Y	
			28	023500	17,951.00	28	239000-00000	28	235165-00000	Y	
			28	023500	500,000.00	28	205411-00000	28	235165-00000	Y	
			28	023500	227,500.00	28	250005-00000	28	235165-00000	Y	
		** Increase in SL Allocation **			775,757.00						
28	235425-00000	AGENCY WIDE ASSESSMENTS									
			28	023500	962,794.00	28	205204-00000	28	235425-00000	Y	
		** Increase in SL Allocation **			962,794.00						

Printed on a Xerox 9700 Laser Printing System at the Computing Services Center / Texas A&M University

Form: URGB01 (02/05/85)

CC	Account	Transaction Description	--- Offset --- CC	Account	Amount	-------- Actual Entry --------- ---- From ----- CC	Account	----- To ------ CC	Account	Feed	Mand
28	235538-00000	OSRS ASSESSMENTS									
			28	023500	656,993.00	28	239000-00000	28	235538-00000	Y	
		** Increase in SL Allocation **			656,993.00						
28	235569-00000	MAESTRO ASSESSMENTS									
			28	023500	187,266.00	28	239000-00000	28	235569-00000	Y	
			28	023500	269,441.00	28	205204-00000	28	235569-00000	Y	
		** Increase in SL Allocation **			456,707.00						
28	235625-00000	CONCUR PROCESSING FEES									
			28	023500	33,654.00	28	205204-00000	28	235625-00000	Y	
		** Increase in SL Allocation **			33,654.00						
28	235662-00000	NNMI INITIATIVES									
			28	023500	350,000.00	28	239000-00000	28	235662-00000	Y	
		** Increase in SL Allocation **			350,000.00						
28	235714-00000	VON GONTEN LAB LEASE									
			28	023500	170,000.00	28	205204-00000	28	235714-00000	Y	
		** Increase in SL Allocation **			170,000.00						
28	235723-00000	EASTMARK LEASE									
			28	023500	935,000.00	28	205204-00000	28	235723-00000	Y	
		** Increase in SL Allocation **			935,000.00						
28	235735-00000	EASTMARK MOVE									
			28	023500	138,000.00	28	205204-00000	28	235735-00000	Y	
		** Increase in SL Allocation **			138,000.00						
28	235748	MPREF - LOCAL ACCOUNT									
			28	023500	20,000.00	28	205204-00000	28	235748	Y	
		** Increase in SL Allocation **			20,000.00						
28	235782-00000	CYBERSECURITY TEST FACILITY SUPP									
			28	023500	10,000.00	28	205204-00000	28	235782-00000	Y	
		** Increase in SL Allocation **			10,000.00						
28	235832-00000	PANTEX O&M									
			28	023500	250,000.00	28	239000-00000	28	235832-00000	Y	
		** Increase in SL Allocation **			250,000.00						
28	239000-00000	INDIRECT COST TEES									
			28	023900	3,086,550.00-	28	239000-00000	28	239805-00000	Y	
			28	023900	65,997.00-	28	239000-00000	28	239100-00000	Y	
			28	023900	250,000.00-	28	239000-00000	28	235832-00000	Y	
			28	023900	50,000.00-	28	239000-00000	28	235112-00000	Y	
			28	023900	656,993.00-	28	239000-00000	28	235538-00000	Y	

Printed on a Xerox 9700 Laser Printing System at the Computing Services Center / Texas A&M University

Form: URGB01 (02/05/85)

CC	Account	Transaction Description	Offset CC	Offset Account	Amount	Actual Entry From CC	Actual Entry From Account	Actual Entry To CC	Actual Entry To Account	Feed	Mand
28	239000-00000	INDIRECT COST TEES									
			28	023900	187,266.00-	28	239000-00000	28	235569-00000	Y	
			28	023900	350,000.00-	28	239000-00000	28	235662-00000	Y	
			28	023900	17,951.00-	28	239000-00000	28	235165-00000	Y	
			28	023900	50,000.00-	28	239000-00000	28	235152-00000	Y	
			28	023900	150,000.00-	28	239000-00000	28	235145-00000	Y	
			28	023900	3,172,944.00-	28	239000-00000	28	235161-00000	Y	
			28	023900	55,000.00-	28	239000-00000	28	235114-00000	Y	
			28	023900	80,000.00-	28	239000-00000	28	235144-00000	Y	
			28	023900	94,500.00-	28	239000-00000	28	235095-00000	Y	
			28	023900	51,280.00-	28	239000-00000	28	235039-00000	Y	
			28	023900	25,000.00-	28	239000-00000	28	235037-00000	Y	
			28	023900	100,000.00-	28	239000-00000	28	235040-00000	Y	
			28	023900	1,027,074.00-	28	239000-00000	28	234005-00000	Y	
			28	023900	30,412.00-	28	239000-00000	28	235036-00000	Y	
			28	023900	1,993,480.00-	28	239000-00000	28	233005-00000	Y	
			28	023900	2,057,700.00-	28	239000-00000	28	230000-00000	Y	
			28	023900	793,353.00-	28	239000-00000	28	220600-00000	Y	
			28	023900	277,500.00-	28	239000-00000	28	220465-00000	Y	
			28	023900	4,363,000.00-	28	239000-00000	28	220320-00000	Y	
		RFS CP-EEC	28	023900	308,000.00-	28	239000-00000	28	023900	N	Y
		RFS CP-TEES HQ	28	023900	360,000.00-	28	239000-00000	28	023900	N	Y
		RFS CP-HEALTH TECHNOLOGIES	28	023900	195,000.00-	28	239000-00000	28	023900	N	Y
		RFS CP-TTI HQ	28	023900	352,000.00-	28	239000-00000	28	023900	N	Y
			28	023900	750,000.00-	28	239000-00000	28	220300-00000	Y	
		RFS CP-ROWLETT	28	023900	285,000.00-	28	239000-00000	28	023900	N	Y
			28	023900	950,000.00-	28	239000-00000	28	208005-00000	Y	
		RFS CP-INDUSTRY LAB	28	023900	120,000.00-	28	239000-00000	28	023900	N	Y
		RFS CP-AGN NUCLEAR REACTOR	28	023900	54,000.00-	28	239000-00000	28	023900	N	Y
		** Decrease in SL Allocation **			22,360,000.00-						
28	239100-00000	JIP-DEPT RES INCENTIVE -BUDGET O									
			28	023910	65,997.00	28	239000-00000	28	239100-00000	Y	
		** Increase in SL Allocation **			65,997.00						
28	239805-00000	VPR INCENTIVE / RDF - BUDGET ONL									
			28	023980	3,086,550.00	28	239000-00000	28	239805-00000	Y	
		** Increase in SL Allocation **			3,086,550.00						
28	246259-00000	RESEARCH FELLOWS ENDOW OPERATION									
			28	024600	28,000.00-	28	246259-00000	28	235071-00000	Y	
			28	024600	87,000.00-	28	246259-00000	28	220320-00000	Y	
		** Decrease in SL Allocation **			115,000.00-						
28	246409-00000	RESEARCH CHAIRS ENDOWMENT OPERAT									
			28	024640	172,000.00-	28	246409-00000	28	235071-00000	Y	
		** Decrease in SL Allocation **			172,000.00-						

Printed on a Xerox 9700 Laser Printing System at the Computing Services Center / Texas A&M University

Form: URGB01 (02/05/85)

CC	Account	Transaction Description	Offset CC	Offset Account	Amount	Actual Entry From CC	Actual Entry From Account	Actual Entry To CC	Actual Entry To Account	Feed	Mand
28	250005-00000	SHORT COURSES/CONT EDU-BUDGET ON									
			28	025005	7,500.00-	28	250005-00000	28	206178-00000	Y	
			28	025005	227,500.00-	28	250005-00000	28	235165-00000	Y	
			28	025005	66,303.00-	28	250005-00000	28	206185-00000	Y	
		** Decrease in SL Allocation **			301,303.00-						
28	260019-00000	PUF - FY2019									
			28	026000	3,100,000.00	28	026000	28	260019-00000	Y	
		** Increase in SL Allocation **			3,100,000.00						
28	289100	BUDGET CONTINGENCY/SWAP									
			28	028910	25,000.00	28	205204-00000	28	289100	Y	
		** Increase in SL Allocation **			25,000.00						
28	299005-00000	BUDGET CONTINGENCY									
			28	029900	46,000.00	28	205411-00000	28	299005-00000	Y	
			28	029900	5,064,224.00-	28	299005-00000	28	205204-00000	Y	
		** Decrease in SL Allocation **			5,018,224.00-						
28	299235-00000	RESERVE FOR DEBT SRV & RENOVATIO									
			28	029920	405,000.00-	28	299235-00000	28	205204-00000	Y	
		** Decrease in SL Allocation **			405,000.00-						

Printed on a Xerox 9700 Laser Printing System at the Computing Services Center / Texas A&M University

						Actual Entry			
			Offset			From		To	
CC	Account	Transaction Description	CC	Account	Amount	CC	Account	CC	Account	Feed	Mand

****
* *
* BLANK PAGE *
* *
****

Form: URGB01 (02/05/85)
Printed on a Xerox 9700 Laser Printing System at the Computing Services Center / Texas A&M University

Form: URGB01 (02/05/85)

Account	Name	Section	Page
100000-00000	GENERAL REVENUE APPROPRIATION	2	1
100010-00000	TERP REVENUE	2	1
100100-00000	GIP REVENUE	2	1
100110-00000	STATE PAID BENEFITS REVENUE	2	1
110010-00000	BEGINNING BALANCES - BUDGET ONLY	2	1
120000-00000	VICE CHANCELLOR	2	1
120002-00000	COE SALARIES	2	1
120005-00000	ENGINEERING COMUNICATIONS	2	1
120010-00000	TEES INFORMATION SYSTEMS	2	1
120011-00000	PC SUPPORT SERVICES	2	2
120020-00000	DEPUTY DIRECTOR	2	2
120025-00000	RISK OFFICE	2	2
120030-00000	ASSOCIATE DIRECTOR	2	2
120035-00000	FACILITIES SUPPORT - ENGINEERING	2	2
120040-00000	CFO	2	2
120045-00000	TEES FISCAL OFFICE	2	2
120046-00000	ENGINEERING HUMAN RESOURCES	2	2
120047-00000	ENGINEERING PAYROLL	2	2
120048-00000	ENGR BUDGET OFFICE	2	3
120050-00000	ASST VC COMMUNICATIONS-SALARY ACCT	2	3
120100-00000	STRATEGIC INITIATIVES	2	3
120110-00000	CENTER OPERATIONS_(PAYROLL)	2	3
120200-00000	WORKFORCE DEVELOPMENT	2	3
120400-00000	REGIONAL DIVISIONS	2	3
120500-00000	TECHNOLOGY COMMERCIAL	2	3
120520-00000	CONTRACTS (PAYROLL)	2	3
120530-00000	CORPORATE RELATIONS	2	3
120540-00000	LAB SUPPORT	2	4
120555-00000	DISTANCE LEARNING - SALARY ACCOUNT	2	4
120556-	ASSOC VC CYBERSECURITY-SALARY ACCT	2	4
121000-00000	GIP - INSTITUTIONAL SUPPORT	2	4
121100-00000	BENEFITS PAID BY THE STATE-FICA	2	4
121110-00000	BENEFITS PAID BY THE STATE-TRS	2	4
121120-00000	BENEFITS PAID BY THE STATE ORP FY99	2	4
121130-00000	BENEFITS PAID BY THE STATE-UCI	2	4
125129-00000	MPREF - SALARY ACCOUNT	2	4
125519-00000	OFFSHORE RESEARCH INITIATIVE	2	5
125545-00000	NUCLEAR SCIENCE CENTER	2	5
125597-00000	INFRASTRUCTURE SUPPORT	2	5
125809-00000	TEES FAST RESPONSE	2	5
125844-00000	RESEARCH INITIATIVES	2	5
125845-00000	RECURRING COMMITMENTS	2	5
125846-00000	FACULTY STARTUPS	2	5
125847-00000	PROPOSAL DEVELOPMENT	2	5
125851-00000	RECURRING COMMITMENTS	2	6
125853-00000	WORKFORCE DEVEL - LAWLEY	2	6
131000-00000	OSRS ASSESSMENT	2	6
150005-	BUDGET CONTINGENCY-BUDGET ONLY	2	6
161105-00000	NUCLEAR POWER INSTITUTE-FY2018	2	6
163000-00000	WATER SEED GRANT FUNDING	2	6
170035-00000	SB5 ENERGY PROGRAM '18 (TERP)	2	6

Printed on a Xerox 9700 Laser Printing System at the Computing Services Center / Texas A&M University

Form: URGB01 (02/05/85)

Account	Name	Section	Page
200010-00000	BEGINNING BALANCES - BUDGET ONLY	3	1
201190-00000	TEES ROYALTY EARNED	3	1
202000-00000	DIVISION ROYALTY - BUDGET ONLY	3	1
202302-00000	TEES GENERAL PATENT EXPENSES	3	1
205204-00000	CCP INVESTMENT EARNINGS	3	1
205411-00000	MANAGEMENT FEES (ADMIN)	3	1
205412-00000	CONTINUING EDUCATION ADMIN	3	1
205601-00000	TEES INFORMATION SYSTEMS	3	1
205602-00000	IT - LARGE PURCHASES	3	1
205603-00000	FACILITIES SUPPORT	3	2
205604-00000	TEES SAFETY SERVICES	3	2
205612-00000	ENGINEERING COMMUNICATIONS	3	2
205620-00000	VICE CHANCELLOR	3	2
205630-00000	ENGINEERING HUMAN RESOURCES	3	2
205637-00000	FISCAL OFFICE	3	2
205649-00000	ENGINEERING BUDGET OFFICE	3	2
205650-00000	ENGINEERING PAYROLL - LOCAL	3	2
205679-00000	INFRASTRUCTURE CONTINGENCY	3	2
205685-00000	EASTMARK SUPPLIES & OTHER OPS	3	3
205688-00000	CFO - OTHER OPER EXPENSES	3	3
205689-00000	DEP DIRECTOR - OTHER OPER EXP	3	3
205693-00000	RISK OFFICE	3	3
205696-00000	AGENCY WIDE TRAINING	3	3
206000-00000	WORKFORCE DEVELOPMENT (GIFTS)	3	3
206001-00000	STRATEGIC INITIATIVES (GIFTS)	3	3
206002-00000	TECHNOLOGY COMMERCIALIZATION -GIFTS	3	3
206003-00000	REGIONAL DIVISIONS (GIFTS)	3	3
206017-00000	STATE - EXTERNAL AFFAIRS	3	4
206125-00000	PROGRAM SUPPORT - GIFTS	3	4
206133-00000	VICE CHANCELLOR - TRAVEL	3	4
206135-00000	VICE CHANCELLOR - GIFTS	3	4
206138-00000	DEFERRED COMP - BANKS	3	4
206142-00000	ASSOC DIRECTOR - TRAVEL	3	4
206143-00000	ASSOC DIRECTOR - GIFTS	3	4
206176-00000	TNVC	3	4
206178-00000	LOCAL SUPPORT	3	4
206185-00000	REMOTE EDUCATION - LOCAL	3	5
208005-00000	TEES RESEARCH-MISC - BUDGET ONLY	3	5
220300-00000	RESEARCH INITIATIVES	3	5
220320-00000	FACULTY STARTUPS	3	5
220465-00000	RECURRING COMMITMENTS-CTR INITIATIV	3	5
220600-00000	CENTER INITIATIVES	3	6
230000-00000	PI INCENTIVE - BUDGET ONLY	3	6
233005-00000	DIV INCENTIVE - BUDGET ONLY	3	6
234005-00000	DEPARTMENTAL FUNDING - BUDGET ONLY	3	6
235036-00000	WORKFORCE DEVELOPMENT	3	6
235037-00000	STRATEGIC INITIATIVES	3	7
235038-00000	CONTRACTS (LOCAL)	3	7
235039-00000	CENTER OPERATIONS_(LOCAL)	3	7
235040-00000	TEES FAST RESPONSE (LOCAL)	3	7
235071-00000	FACULTY RETENTION	3	7

Printed on a Xerox 9700 Laser Printing System at the Computing Services Center / Texas A&M University

Form: URGB01 (02/05/85)

Account	Name	Section	Page
235095-00000	CORPORATE RELATIONS	3	7
235106-00000	TECHNOLOGY COMMERCIALIZATION	3	7
235112-00000	NATIONAL INITIATIVES	3	7
235114-00000	REGIONAL DIVISIONS	3	7
235142-00000	GERB LEASE	3	7
235144-00000	ENTREPRENEURSHIP	3	8
235145-00000	GLOBAL INITIATIVES	3	8
235146-00000	FIELD OFFICE - LOCAL	3	8
235152-00000	NNMI INITIATIVES	3	8
235161-00000	INFRASTRUCTURE SUPPORT	3	8
235165-00000	SAGO ASSESSMENTS	3	8
235425-00000	AGENCY WIDE ASSESSMENTS	3	8
235538-00000	OSRS ASSESSMENTS	3	8
235569-00000	MAESTRO ASSESSMENTS	3	8
235625-00000	CONCUR PROCESSING FEES	3	9
235662-00000	NNMI INITIATIVES	3	9
235714-00000	VON GONTEN LAB LEASE	3	9
235723-00000	EASTMARK LEASE	3	9
235735-00000	EASTMARK MOVE	3	9
235748-	MPREF - LOCAL ACCOUNT	3	9
235782-00000	CYBERSECURITY TEST FACILITY SUPPORT	3	9
235832-00000	PANTEX O&M	3	9
239000-00000	INDIRECT COST TEES	3	9
239100-00000	JIP-DEPT RES INCENTIVE -BUDGET ONLY	3	10
239805-00000	VPR INCENTIVE / RDF - BUDGET ONLY	3	10
246259-00000	RESEARCH FELLOWS ENDOW OPERATIONS	3	10
246409-00000	RESEARCH CHAIRS ENDOWMENT OPERATING	3	10
250005-00000	SHORT COURSES/CONT EDU-BUDGET ONLY	3	10
260019-00000	PUF - FY2019	3	10
270000-00000	WIND TUNNEL-INTERNAL RESEARCH SERVI	4	1
270060-00000	CLEANROOM OPERATING ACCOUNT	4	1
270230-00000	NSC SERVICES-INTERNAL	4	1
270250-00000	TEES VEHICLES	4	1
270320-00000	MATERIALS & MECHANICS LAB-INTERNAL	4	1
270360-00000	COASTAL ENGR LAB	4	2
270430-00000	MATERIALS CHAR X-RAY DIFF (NEW)	4	2
270460-00000	HIGH BAY LAB - INTERNAL	4	2
270740-00000	UCI ASSESSMENTS	4	2
270910-00000	NAL SERVICES - INTERNAL	4	2
270930-00000	HR SERVICES	4	2
270940-00000	BIOMATERIALS ANALYSIS LAB SERV-INT	4	3
270970-00000	ACIM LAB-INTERNAL	4	3
271100-00000	QATAR ALLOWANCES	4	3
271130-00000	LUMP SUM ACAP RESERVE - LOCAL	4	3
271140-00000	QATAR ADMIN EFFORT	4	3
271200-00000	DIVISION COPY SERVICES	4	3
280005-00000	EXTERNAL SERVICES - BUDGET ONLY	3	11
289100-	BUDGET CONTINGENCY/SWAP	3	11
299005-00000	BUDGET CONTINGENCY	3	11
299235-00000	RESERVE FOR DEBT SRV & RENOVATION	3	11
400000-00000	C&G REVENUE-STATE - BUDGET ONLY	6	1

Printed on a Xerox 9700 Laser Printing System at the Computing Services Center / Texas A&M University

Form: URGB01 (02/05/85)

Account	Name	Section	Page
400002-00000	C&G REVENUE-PRIVATE - BUDGET ONLY	6	1
400003-00000	C&G REVENUE-QATAR - BUDGET ONLY	6	1
400004-00000	C&G REVENUE-FOREIGN - BUDGET ONLY	6	2
400010-00000	BEGINNING BALANCES - BUDGET ONLY	6	2
500000-00000	C&G REVENUE-FEDERAL - BUDGET ONLY	6	2
600000-00000	RESTRICTED GIFTS - BUDGET ONLY	6	2

Printed on a Xerox 9700 Laser Printing System at the Computing Services Center / Texas A&M University

Form: URGB01 (02/05/85)

Name	Account	Section	Page
ACIM LAB-INTERNAL	270970-00000	4	3
AGENCY WIDE ASSESSMENTS	235425-00000	3	8
AGENCY WIDE TRAINING	205696-00000	3	3
ASSOC DIRECTOR - GIFTS	206143-00000	3	4
ASSOC DIRECTOR - TRAVEL	206142-00000	3	4
ASSOC VC CYBERSECURITY-SALARY ACCT	120556-	2	4
ASSOCIATE DIRECTOR	120030-00000	2	2
ASST VC COMMUNICATIONS-SALARY ACCT	120050-00000	2	3
BEGINNING BALANCES - BUDGET ONLY	110010-00000	2	1
BEGINNING BALANCES - BUDGET ONLY	200010-00000	3	1
BEGINNING BALANCES - BUDGET ONLY	400010-00000	6	2
BENEFITS PAID BY THE STATE ORP FY99	121120-00000	2	4
BENEFITS PAID BY THE STATE-FICA	121100-00000	2	4
BENEFITS PAID BY THE STATE-TRS	121110-00000	2	4
BENEFITS PAID BY THE STATE-UCI	121130-00000	2	4
BIOMATERIALS ANALYSIS LAB SERV-INT	270940-00000	4	3
BUDGET CONTINGENCY	299005-00000	3	11
BUDGET CONTINGENCY-BUDGET ONLY	150005-	2	6
BUDGET CONTINGENCY/SWAP	289100-	3	11
C&G REVENUE-FEDERAL - BUDGET ONLY	500000-00000	6	2
C&G REVENUE-FOREIGN - BUDGET ONLY	400004-00000	6	2
C&G REVENUE-PRIVATE - BUDGET ONLY	400002-00000	6	1
C&G REVENUE-QATAR - BUDGET ONLY	400003-00000	6	1
C&G REVENUE-STATE - BUDGET ONLY	400000-00000	6	1
CCP INVESTMENT EARNINGS	205204-00000	3	1
CENTER INITIATIVES	220600-00000	3	6
CENTER OPERATIONS_(LOCAL)	235039-00000	3	7
CENTER OPERATIONS_(PAYROLL)	120110-00000	2	3
CFO	120040-00000	2	2
CFO - OTHER OPER EXPENSES	205688-00000	3	3
CLEANROOM OPERATING ACCOUNT	270060-00000	4	1
COASTAL ENGR LAB	270360-00000	4	2
COE SALARIES	120002-00000	2	1
CONCUR PROCESSING FEES	235625-00000	3	9
CONTINUING EDUCATION ADMIN	205412-00000	3	1
CONTRACTS (LOCAL)	235038-00000	3	7
CONTRACTS (PAYROLL)	120520-00000	2	3
CORPORATE RELATIONS	120530-00000	2	3
CORPORATE RELATIONS	235095-00000	3	7
CYBERSECURITY TEST FACILITY SUPPORT	235782-00000	3	9
DEFERRED COMP - BANKS	206138-00000	3	4
DEP DIRECTOR - OTHER OPER EXP	205689-00000	3	3
DEPARTMENTAL FUNDING - BUDGET ONLY	234005-00000	3	6
DEPUTY DIRECTOR	120020-00000	2	2
DISTANCE LEARNING - SALARY ACCOUNT	120555-00000	2	4
DIV INCENTIVE - BUDGET ONLY	233005-00000	3	6
DIVISION COPY SERVICES	271200-00000	4	3
DIVISION ROYALTY - BUDGET ONLY	202000-00000	3	1
EASTMARK LEASE	235723-00000	3	9
EASTMARK MOVE	235735-00000	3	9
EASTMARK SUPPLIES & OTHER OPS	205685-00000	3	3

Printed on a Xerox 9700 Laser Printing System at the Computing Services Center / Texas A&M University

Form: URGB01 (02/05/85)

Name	Account	Section	Page
ENGINEERING BUDGET OFFICE	205649-00000	3	2
ENGINEERING COMMUNICATIONS	205612-00000	3	2
ENGINEERING COMUNICATIONS	120005-00000	2	1
ENGINEERING HUMAN RESOURCES	120046-00000	2	2
ENGINEERING HUMAN RESOURCES	205630-00000	3	2
ENGINEERING PAYROLL	120047-00000	2	2
ENGINEERING PAYROLL - LOCAL	205650-00000	3	2
ENGR BUDGET OFFICE	120048-00000	2	3
ENTREPRENEURSHIP	235144-00000	3	8
EXTERNAL SERVICES - BUDGET ONLY	280005-00000	3	11
FACILITIES SUPPORT	205603-00000	3	2
FACILITIES SUPPORT - ENGINEERING	120035-00000	2	2
FACULTY RETENTION	235071-00000	3	7
FACULTY STARTUPS	220320-00000	3	5
FACULTY STARTUPS	125846-00000	2	5
FIELD OFFICE - LOCAL	235146-00000	3	8
FISCAL OFFICE	205637-00000	3	2
GENERAL REVENUE APPROPRIATION	100000-00000	2	1
GERB LEASE	235142-00000	3	7
GIP - INSTITUTIONAL SUPPORT	121000-00000	2	4
GIP REVENUE	100100-00000	2	1
GLOBAL INITIATIVES	235145-00000	3	8
HIGH BAY LAB - INTERNAL	270460-00000	4	2
HR SERVICES	270930-00000	4	2
INDIRECT COST TEES	239000-00000	3	9
INFRASTRUCTURE CONTINGENCY	205679-00000	3	2
INFRASTRUCTURE SUPPORT	235161-00000	3	8
INFRASTRUCTURE SUPPORT	125597-00000	2	5
IT - LARGE PURCHASES	205602-00000	3	1
JIP-DEPT RES INCENTIVE -BUDGET ONLY	239100-00000	3	10
LAB SUPPORT	120540-00000	2	4
LOCAL SUPPORT	206178-00000	3	4
LUMP SUM ACAP RESERVE - LOCAL	271130-00000	4	3
MAESTRO ASSESSMENTS	235569-00000	3	8
MANAGEMENT FEES (ADMIN)	205411-00000	3	1
MATERIALS & MECHANICS LAB-INTERNAL	270320-00000	4	1
MATERIALS CHAR X-RAY DIFF (NEW)	270430-00000	4	2
MPREF - LOCAL ACCOUNT	235748-	3	9
MPREF - SALARY ACCOUNT	125129-00000	2	4
NAL SERVICES - INTERNAL	270910-00000	4	2
NATIONAL INITIATIVES	235112-00000	3	7
NNMI INITIATIVES	235152-00000	3	8
NNMI INITIATIVES	235662-00000	3	9
NSC SERVICES-INTERNAL	270230-00000	4	1
NUCLEAR POWER INSTITUTE-FY2018	161105-00000	2	6
NUCLEAR SCIENCE CENTER	125545-00000	2	5
OFFSHORE RESEARCH INITIATIVE	125519-00000	2	5
OSRS ASSESSMENT	131000-00000	2	6
OSRS ASSESSMENTS	235538-00000	3	8
PANTEX O&M	235832-00000	3	9
PC SUPPORT SERVICES	120011-00000	2	2

Printed on a Xerox 9700 Laser Printing System at the Computing Services Center / Texas A&M University

Form: URGB01 (02/05/85)

Name	Account	Section	Page
PI INCENTIVE - BUDGET ONLY	230000-00000	3	6
PROGRAM SUPPORT - GIFTS	206125-00000	3	4
PROPOSAL DEVELOPMENT	125847-00000	2	5
PUF - FY2019	260019-00000	3	10
QATAR ADMIN EFFORT	271140-00000	4	3
QATAR ALLOWANCES	271100-00000	4	3
RECURRING COMMITMENTS	125845-00000	2	5
RECURRING COMMITMENTS	125851-00000	2	6
RECURRING COMMITMENTS-CTR INITIATIV	220465-00000	3	5
REGIONAL DIVISIONS	235114-00000	3	7
REGIONAL DIVISIONS	120400-00000	2	3
REGIONAL DIVISIONS (GIFTS)	206003-00000	3	3
REMOTE EDUCATION - LOCAL	206185-00000	3	5
RESEARCH CHAIRS ENDOWMENT OPERATING	246409-00000	3	10
RESEARCH FELLOWS ENDOW OPERATIONS	246259-00000	3	10
RESEARCH INITIATIVES	220300-00000	3	5
RESEARCH INITIATIVES	125844-00000	2	5
RESERVE FOR DEBT SRV & RENOVATION	299235-00000	3	11
RESTRICTED GIFTS - BUDGET ONLY	600000-00000	6	2
RISK OFFICE	205693-00000	3	3
RISK OFFICE	120025-00000	2	2
SAGO ASSESSMENTS	235165-00000	3	8
SB5 ENERGY PROGRAM '18 (TERP)	170035-00000	2	6
SHORT COURSES/CONT EDU-BUDGET ONLY	250005-00000	3	10
STATE - EXTERNAL AFFAIRS	206017-00000	3	4
STATE PAID BENEFITS REVENUE	100110-00000	2	1
STRATEGIC INITIATIVES	120100-00000	2	3
STRATEGIC INITIATIVES	235037-00000	3	7
STRATEGIC INITIATIVES (GIFTS)	206001-00000	3	3
TECHNOLOGY COMMERCIAL	120500-00000	2	3
TECHNOLOGY COMMERCIALIZATION	235106-00000	3	7
TECHNOLOGY COMMERCIALIZATION -GIFTS	206002-00000	3	3
TEES FAST RESPONSE	125809-00000	2	5
TEES FAST RESPONSE (LOCAL)	235040-00000	3	7
TEES FISCAL OFFICE	120045-00000	2	2
TEES GENERAL PATENT EXPENSES	202302-00000	3	1
TEES INFORMATION SYSTEMS	205601-00000	3	1
TEES INFORMATION SYSTEMS	120010-00000	2	1
TEES RESEARCH-MISC - BUDGET ONLY	208005-00000	3	5
TEES ROYALTY EARNED	201190-00000	3	1
TEES SAFETY SERVICES	205604-00000	3	2
TEES VEHICLES	270250-00000	4	1
TERP REVENUE	100010-00000	2	1
TNVC	206176-00000	3	4
UCI ASSESSMENTS	270740-00000	4	2
VICE CHANCELLOR	205620-00000	3	2
VICE CHANCELLOR	120000-00000	2	1
VICE CHANCELLOR - GIFTS	206135-00000	3	4
VICE CHANCELLOR - TRAVEL	206133-00000	3	4
VON GONTEN LAB LEASE	235714-00000	3	9
VPR INCENTIVE / RDF - BUDGET ONLY	239805-00000	3	10

Printed on a Xerox 9700 Laser Printing System at the Computing Services Center / Texas A&M University

Form: URGB01 (02/05/85)

Name	Account	Section	Page
WATER SEED GRANT FUNDING	163000-00000	2	6
WIND TUNNEL-INTERNAL RESEARCH SERVI	270000-00000	4	1
WORKFORCE DEVEL - LAWLEY	125853-00000	2	6
WORKFORCE DEVELOPMENT	120200-00000	2	3
WORKFORCE DEVELOPMENT	235036-00000	3	6
WORKFORCE DEVELOPMENT (GIFTS)	206000-00000	3	3

Printed on a Xerox 9700 Laser Printing System at the Computing Services Center / Texas A&M University

TEXAS A&M ENGINEERING EXTENSION SERVICE



Board Approved Operating Budgets

Fiscal Year Ending August 31, 2019

Table of Contents

Section	Title
1	Statement of Changes in Fund Balance
2	Functional and General Funds
3	Designated Funds
4	Designated Service Departments
5	Auxiliary Enterprises
6	Restricted Funds
7	Plant Funds
8	Transfers by Account
9	Allocations by Account
10	Index by Account Number
11	Index by Account Name

Form: URGB01 (02/05/85)
Printed on a Xerox 9700 Laser Printing System at the Computing Services Center / Texas A&M University

Table of Contents

Section Title
-------- --

****
* *
* BLANK PAGE *
* *
****

Form: URGB01 (02/05/85)
Printed on a Xerox 9700 Laser Printing System at the Computing Services Center / Texas A&M University

Statement of Changes in Fund Balance - Board Approved

Description	Current Funds: Functional and General	Current Funds: Designated	Current Funds: Auxiliary Enterprises	Current Funds: Restricted	Plant Funds	Total
Revenues						
State Approp - General Revenue	8,793,985					8,793,985
State Approp - Benefits Pd by St	1,300,000					1,300,000
Fees	28,126,397	156,000				28,282,397
Exemptions	1,050,000-					1,050,000-
Contracts and Grants	25,554,274			26,751,227		52,305,501
Gifts		187,200				187,200
Sales and Services	2,428,185	360,000				2,788,185
Investment Income	900,000	1,102,000				2,002,000
Other Non-Operating Income		121,000				121,000
Total Revenue	66,052,841	1,926,200		26,751,227		94,730,268
Expenses						
Salaries - Non-Faculty	26,150,149	354,036		6,972,378		33,476,563
Wages	4,889,968	75,667		2,562,094		7,527,729
Benefits	7,738,576	97,790		2,234,423		10,070,789
Utilities	1,318,000					1,318,000
Operations and Maintenance	28,987,020	2,917,169		9,763,679		41,667,868
Equipment (Capitalized)	400,996	500,000		303,211		1,204,207
Total Expense(Less Service Depts)	69,484,709	3,944,662		21,835,785		95,265,156
Net Service Departments		7,851,727-				7,851,727-
Total Expense	69,484,709	3,907,065-		21,835,785		87,413,429
Transfers						
Retirement of Indebtedness		1,375,250-				1,375,250-
Other Transfers	1,551,529	9,239,764-		1,551,529-	9,739,764	500,000
Total Transfers	1,551,529	10,615,014-		1,551,529-	9,739,764	875,250-
Net Change in Fund Balance	1,880,339-	4,781,749-		3,363,913	9,739,764	6,441,589

Form: URGB01 (02/05/85)
Printed on a Xerox 9700 Laser Printing System at the Computing Services Center / Texas A&M University

Form: URGB01 (02/05/85)

Description	Current Funds: Functional and General	Current Funds: Designated	Current Funds: Auxiliary Enterprises	Current Funds: Restricted	Plant Funds	Total

****
* *
* BLANK PAGE *
* *
****

Printed on a Xerox 9700 Laser Printing System at the Computing Services Center / Texas A&M University

Form: URGB01 (02/05/85)

Account	Description	Beginning Balance	Revenues	Net Allocations	Expenditures	Increase (Decrease)	Ending Balance
101100-00000	ADMIN OFFICES						
	Revenue						
	State Approp - Gene		1,037,372				
	Expense						
	Salaries - Non-Faculty				832,270		
	Wages				25,200		
	Benefits				168,232		
	Operations and Maintenance				96,400		
	Account Total	0	1,037,372	84,730	1,122,102	0	0
102100-00000	FINANCIAL SERVICES						
	Expense						
	Salaries - Non-Faculty				1,017,700		
	Wages				22,900		
	Benefits				184,900		
	Operations and Maintenance				60,600		
	Account Total	0	0	1,286,100	1,286,100	0	0
103100-00000	HUMAN RESOURCES						
	Expense						
	Salaries - Non-Faculty				787,748		
	Wages				30,000		
	Benefits				85,000		
	Operations and Maintenance				57,820		
	Account Total	0	0	960,568	960,568	0	0
104100-00000	NETWORK & INFO SERV						
	Expense						
	Salaries - Non-Faculty				2,038,159		
	Wages				102,540		
	Benefits				379,796		
	Operations and Maintenance				461,688		
	Account Total	0	0	2,982,183	2,982,183	0	0
105100-00000	SPECIAL PROJECTS						
	Revenue						
	Sales and Services		42,840				
	Expense						
	Salaries - Non-Faculty				312,847		
	Benefits				61,400		
	Utilities				150,000		
	Operations and Maintenance				3,452,811		
	Equipment (Capitalized)				209,004		
	Account Total	0	42,840	4,143,222	4,186,062	0	0

Printed on a Xerox 9700 Laser Printing System at the Computing Services Center / Texas A&M University

Form: URGB01 (02/05/85)

Account	Description	Beginning Balance	Revenues	Net Allocations	Expenditures	Increase (Decrease)	Ending Balance
106100-00000	STAFF BENEFITS						
	Revenue						
	State Approp - Bene		1,300,000				
	Expense						
	Benefits				2,300,000		
	Account Total	0	1,300,000	1,500,000	2,300,000	500,000	500,000
107100-00000	CONTRACT SERVICES						
	Expense						
	Salaries - Non-Faculty				392,955		
	Wages				27,720		
	Benefits				72,957		
	Operations and Maintenance				24,800		
	Account Total	0	0	518,432	518,432	0	0
108100-00000	COMMUNICATIONS AND PRODUCTION						
	Expense						
	Salaries - Non-Faculty				541,416		
	Wages				181,176		
	Benefits				164,628		
	Operations and Maintenance				155,520		
	Account Total	0	0	1,042,740	1,042,740	0	0
109100-00000	STRATEGIC & EDUCATION SERVICES						
	Expense						
	Salaries - Non-Faculty				852,538		
	Wages				107,120		
	Benefits				136,406		
	Operations and Maintenance				186,246		
	Account Total	0	0	1,282,311	1,282,310	1	1
110100-00000	W TX REG TRNG CENT						
	Revenue						
	Sales and Services		95,040				
	Expense						
	Utilities				13,000		
	Operations and Maintenance				32,000		
	Account Total	0	95,040	0	45,000	50,040	50,040
114100-00000	CFO OFFICE						
	Expense						
	Salaries - Non-Faculty				251,258		
	Wages				73,732		
	Benefits				51,000		
	Operations and Maintenance				24,148		
	Account Total	0	0	400,138	400,138	0	0

Printed on a Xerox 9700 Laser Printing System at the Computing Services Center / Texas A&M University

Form: URGB01 (02/05/85)

Account	Description	Beginning Balance	Revenues	Net Allocations	Expenditures	Increase (Decrease)	Ending Balance
119100-00000	INFRASTRUCTURE						
	Revenue						
	State Approp - Gene		1,765,892				
	Expense						
	Utilities				855,000		
	Operations and Maintenance				1,160,000		
	Account Total	0	1,765,892	249,108	2,015,000	0	0
125100-00000	EMERG SVCS TRNG INST						
	Revenue						
	State Approp - Gene		2,375,346				
	Fees		18,974,628				
	Exemptions		1,050,000-				
	Contracts and Grant		18,856,884				
	Sales and Services		165,348				
	Expense						
	Salaries - Non-Faculty				10,860,372		
	Wages				2,961,852		
	Benefits				2,191,800		
	Utilities				300,000		
	Operations and Maintenance				17,569,093		
	Account Total	511,615	39,322,206	1,053,827	33,883,117	6,492,916	7,004,531
127100-00000	INFRASTRUCTURE TRNG & SAFETY						
	Revenue						
	State Approp - Gene		609,000				
	Fees		6,895,000				
	Contracts and Grant		3,121,600				
	Sales and Services		1,015,000				
	Expense						
	Salaries - Non-Faculty				3,995,300		
	Wages				968,700		
	Benefits				949,250		
	Operations and Maintenance				2,604,310		
	Account Total	300,000	11,640,600	147,286	8,517,560	3,270,326	3,570,326
145100-00000	PUBLIC SAFETY & SEC						
	Revenue						
	State Approp - Gene		500,000				
	Fees		2,256,769				
	Contracts and Grant		105,000				
	Sales and Services		51,694				
	Expense						
	Salaries - Non-Faculty				1,481,954		
	Wages				236,289		
	Benefits				284,586		
	Operations and Maintenance				418,279		
	Account Total	290,000	2,913,463	201,806	2,421,108	694,161	984,161

Printed on a Xerox 9700 Laser Printing System at the Computing Services Center / Texas A&M University

Form: URGB01 (02/05/85)

Account	Description	Beginning Balance	Revenues	Net Allocations	Expenditures	Increase (Decrease)	Ending Balance
147100-00000	TEXAS TASK FORCE 1 DEPLOYMENTS						
	Revenue						
	Contracts and Grant		666,960				
	Sales and Services		927,840				
	Expense						
	Salaries - Non-Faculty				84,000		
	Wages				108,000		
	Benefits				29,640		
	Operations and Maintenance				1,373,160		
	Account Total	0	1,594,800	0	1,594,800	0	0
148100-00000	TEXAS TASK FORCE 1						
	Revenue						
	State Approp - Gene		2,506,375				
	Expense						
	Salaries - Non-Faculty				990,402		
	Wages				19,779		
	Benefits				249,183		
	Operations and Maintenance				1,065,799		
	Equipment (Capitalized)				191,992		
	Account Total	11,164	2,506,375	0	2,517,155	10,780-	384
165100-00000	KNOWLEDGE ENGINEERING						
	Revenue						
	Contracts and Grant		2,803,830				
	Sales and Services		130,423				
	Expense						
	Salaries - Non-Faculty				1,711,230		
	Wages				24,960		
	Benefits				429,798		
	Operations and Maintenance				244,346		
	Account Total	414,902	2,934,253	148,610	2,410,334	672,529	1,087,431
197100-00000	INT EARNED INV E&G						
	Revenue						
	Investment Income		900,000				
	Account Total	5,000,000	900,000	0	0	900,000	5,900,000
198100-00000	RES FOR PRGRM ALLOC						
	Account Total	0	0	14,449,532-	0	14,449,532-	14,449,532-

Printed on a Xerox 9700 Laser Printing System at the Computing Services Center / Texas A&M University

Form: URGB01 (02/05/85)

Account	Description	Beginning Balance	Revenues	Net Allocations	Expenditures	Increase (Decrease)	Ending Balance
Functional and General Funds - Board Approved							
	Revenue						
	State Approp - Gene		8,793,985				
	State Approp - Bene		1,300,000				
	Fees		28,126,397				
	Exemptions		1,050,000-				
	Contracts and Grant		25,554,274				
	Sales and Services		2,428,185				
	Investment Income		900,000				
	Expense						
	Salaries - Non-Faculty				26,150,149		
	Wages				4,889,968		
	Benefits				7,738,576		
	Utilities				1,318,000		
	Operations and Maintenance				28,987,020		
	Equipment (Capitalized)				400,996		
	Grand Total	6,527,681	66,052,841	1,551,529	69,484,709	1,880,339-	4,647,342

Printed on a Xerox 9700 Laser Printing System at the Computing Services Center / Texas A&M University

Form: URGB01 (02/05/85)

Account	Description	Beginning Balance	Revenues	Net Allocations	Expenditures	Increase (Decrease)	Ending Balance

****
* *
* BLANK PAGE *
* *
****

Printed on a Xerox 9700 Laser Printing System at the Computing Services Center / Texas A&M University

Form: URGB01 (02/05/85)

Account	Description	Beginning Balance	Revenues	Net Allocations	Expenditures	Increase (Decrease)	Ending Balance
253100-00000	INT EARND ON INV DES						
	Revenue						
	Investment Income		1,101,000				
	Expense						
	Operations and Maintenance				85,000		
	Account Total	7,500,000	1,101,000	123,886-	85,000	892,114	8,392,114
262100-00000	DIRECTOR'S DISC FUND						
	Revenue						
	Gifts		131,200				
	Other Non-Operating		121,000				
	Expense						
	Operations and Maintenance				180,250		
	Account Total	800,230	252,200	0	180,250	71,950	872,180
263100-00000	BUSINESS DEVELOPMENT						
	Revenue						
	Gifts		56,000				
	Expense						
	Salaries - Non-Faculty				181,234		
	Wages				6,000		
	Benefits				46,648		
	Operations and Maintenance				318,630		
	Account Total	798,587	56,000	29,293	552,512	467,219-	331,368
266100-00000	OUTSTANDING SERV FND						
	Revenue						
	Investment Income		1,000				
	Expense						
	Operations and Maintenance				1,000		
	Account Total	50,000	1,000	0	1,000	0	50,000
267100-00000	EMES SERVICE						
	Revenue						
	Fees		156,000				
	Expense						
	Salaries - Non-Faculty				8,842		
	Benefits				2,044		
	Operations and Maintenance				157,000		
	Account Total	53,526	156,000	0	167,886	11,886-	41,640
269100-00000	TRNG EQUIPMENT - PUF						
	Expense						
	Equipment (Capitalized)				500,000		
	Account Total	0	0	500,000	500,000	0	0

Printed on a Xerox 9700 Laser Printing System at the Computing Services Center / Texas A&M University

Form: URGB01 (02/05/85)

Account	Description	Beginning Balance	Revenues	Net Allocations	Expenditures	Increase (Decrease)	Ending Balance
274100-00000	CAPITAL INVESTMENT RESERVE						
	Expense						
	Operations and Maintenance				2,000,000		
	Account Total	14,000,000	0	1,375,250-	2,000,000	3,375,250-	10,624,750
275100-00000	INTERACTIV VIDEO PAY						
	Expense						
	Operations and Maintenance				25,593		
	Account Total	0	0	25,593	25,593	0	0
276100-00000	FURNISHINGS AND REN						
	Expense						
	Operations and Maintenance				84,000		
	Account Total	50,000	0	34,000	84,000	50,000-	0
278100-00000	PRODUCT DEVELOPMENT CENTER						
	Revenue						
	Sales and Services		360,000				
	Expense						
	Salaries - Non-Faculty				163,960		
	Wages				39,667		
	Benefits				46,598		
	Operations and Maintenance				63,196		
	Account Total	35,171-	360,000	0	313,421	46,579	11,408
282100-00000	EMPLOYEE SERVCE AWRD						
	Expense						
	Wages				30,000		
	Benefits				2,500		
	Operations and Maintenance				2,500		
	Account Total	0	0	35,000	35,000	0	0

Printed on a Xerox 9700 Laser Printing System at the Computing Services Center / Texas A&M University

Form: URGB01 (02/05/85)

Account	Description	Beginning Balance	Revenues	Net Allocations	Expenditures	Increase (Decrease)	Ending Balance
Designated Funds - Board Approved							
	Revenue						
	Fees		156,000				
	Gifts		187,200				
	Sales and Services		360,000				
	Investment Income		1,102,000				
	Other Non-Operating		121,000				
	Expense						
	Salaries - Non-Faculty				354,036		
	Wages				75,667		
	Benefits				97,790		
	Operations and Maintenance				2,917,169		
	Equipment (Capitalized)				500,000		
	Grand Total	23,217,172	1,926,200	875,250-	3,944,662	2,893,712-	20,323,460

Printed on a Xerox 9700 Laser Printing System at the Computing Services Center / Texas A&M University

Form: URGB01 (02/05/85)

Account	Description	Beginning Balance	Revenues	Net Allocations	Expenditures	Increase (Decrease)	Ending Balance

****
*   *
* BLANK PAGE *
*   *
****

Printed on a Xerox 9700 Laser Printing System at the Computing Services Center / Texas A&M University

Form: URGB01 (02/05/85)

Account	Description	Beginning Balance	Revenues	Net Allocations	Expenditures	Increase (Decrease)	Ending Balance
230100-00000	DIGITAL PRINTING SERVICES						
	Revenue						
	Sales and Services		1,619,513				
	Expense						
	Salaries - Non-Faculty				420,721		
	Wages				11,933		
	Benefits				126,216		
	Operations and Maintenance				1,060,642		
	Account Total	169,338	1,619,513	0	1,619,512	1	169,339
232100-00000	UNEMPLOYMNT COMP INS						
	Revenue						
	Sales and Services		40,000				
	Expense						
	Benefits				20,000		
	Account Total	350,000	40,000	0	20,000	20,000	370,000
237100-00000	CURRICULUM						
	Expense						
	Benefits				47,083		
	Operations and Maintenance				50,517		
	Account Total	545,934	0	0	97,600	97,600-	448,334
238100-00000	PROFESSIONAL DEVELOPMENT						
	Revenue						
	Sales and Services		195,118				
	Expense						
	Salaries - Non-Faculty				2,014		
	Benefits				557		
	Operations and Maintenance				28,870		
	Account Total	255,656	195,118	0	31,441	163,677	419,333
239100-00000	BUSINESS MARKETING						
	Revenue						
	Sales and Services		10,979				
	Expense						
	Salaries - Non-Faculty				70,506		
	Wages				11,024		
	Benefits				17,626		
	Operations and Maintenance				82,200		
	Account Total	191,329	10,979	0	181,356	170,377-	20,952
240100-00000	VEHICLE OPERATIONS						
	Revenue						
	Sales and Services		642,920				
	Expense						
	Operations and Maintenance				253,557		
	Account Total	1,231,527	642,920	854,904-	253,557	465,541-	765,986

Printed on a Xerox 9700 Laser Printing System at the Computing Services Center / Texas A&M University

Form: URGB01 (02/05/85)

Account	Description	Beginning Balance	Revenues	Net Allocations	Expenditures	Increase (Decrease)	Ending Balance
259100-00000	INFRASTRUCTURE						
	Revenue						
	Sales and Services		6,396,077				
	Expense						
	Operations and Maintenance				59,050		
	Equipment (Capitalized)				53,040		
	Account Total	1,228,302	6,396,077	7,200,096-	112,090	916,109-	312,193
268100-00000	EQUIPMENT USE CHARGE						
	Revenue						
	Sales and Services		1,939,608				
	Expense						
	Operations and Maintenance				706,932		
	Account Total	1,176,093	1,939,608	1,684,764-	706,932	452,088-	724,005
281100-00000	LUMP SUM LEAVE PAY						
	Revenue						
	Sales and Services		300,000				
	Expense						
	Wages				250,000		
	Benefits				20,000		
	Account Total	950,000	300,000	0	270,000	30,000	980,000

Printed on a Xerox 9700 Laser Printing System at the Computing Services Center / Texas A&M University

Form: URGB01 (02/05/85)

Account	Description	Beginning Balance	Revenues	Net Allocations	Expenditures	Increase (Decrease)	Ending Balance
Designated Service Departments - Board Approved							
	Revenue						
	Sales and Services		11,144,215				
	Expense						
	Salaries - Non-Faculty				493,241		
	Wages				272,957		
	Benefits				231,482		
	Operations and Maintenance				2,241,768		
	Equipment (Capitalized)				53,040		
	Grand Total	6,098,179	11,144,215	9,739,764-	3,292,488	1,888,037-	4,210,142

Printed on a Xerox 9700 Laser Printing System at the Computing Services Center / Texas A&M University

Account	Description	Beginning Balance	Revenues	Net Allocations	Expenditures	Increase (Decrease)	Ending Balance

****
* *
* BLANK PAGE *
* *
****

Form: URGB01 (02/05/85)
Printed on a Xerox 9700 Laser Printing System at the Computing Services Center / Texas A&M University

Form: URGB01 (02/05/85)

Account	Description	Beginning Balance	Revenues	Net Allocations	Expenditures	Increase (Decrease)	Ending Balance

This section not used.

Printed on a Xerox 9700 Laser Printing System at the Computing Services Center / Texas A&M University

Form: URGB01 (02/05/85)

Account	Description	Beginning Balance	Revenues	Net Allocations	Expenditures	Increase (Decrease)	Ending Balance

****
* *
* BLANK PAGE *
* *
****

Printed on a Xerox 9700 Laser Printing System at the Computing Services Center / Texas A&M University

Form: URGB01 (02/05/85)

Account	Description	Beginning Balance	Revenues	Net Allocations	Expenditures	Increase (Decrease)	Ending Balance
521100-00000	TEXAS TASK FORCE 1						
	Revenue						
	Contracts and Grant		1,335,000				
	Expense						
	Salaries - Non-Faculty				398,032		
	Wages				27,491		
	Benefits				101,707		
	Operations and Maintenance				507,439		
	Equipment (Capitalized)				119,999		
	Account Total	33,000	1,335,000	0	1,154,668	180,332	213,332
522100-00000	LAW RESTRICTED CONTRACTS						
	Revenue						
	Contracts and Grant		391,790				
	Expense						
	Salaries - Non-Faculty				91,900		
	Wages				92,733		
	Benefits				35,942		
	Operations and Maintenance				90,370		
	Account Total	0	391,790	0	310,945	80,845	80,845
529100-00000	KNOWLEDGE ENGINEERING						
	Revenue						
	Contracts and Grant		47,815				
	Expense						
	Salaries - Non-Faculty				25,885		
	Benefits				6,471		
	Operations and Maintenance				5,000		
	Account Total	0	47,815	0	37,356	10,459	10,459
541100-00000	ESTI RESTRICTED CONTRACTS						
	Revenue						
	Contracts and Grant		474,672				
	Expense						
	Salaries - Non-Faculty				97,728		
	Wages				35,796		
	Benefits				34,152		
	Operations and Maintenance				208,176		
	Account Total	0	474,672	0	375,852	98,820	98,820

Printed on a Xerox 9700 Laser Printing System at the Computing Services Center / Texas A&M University

Form: URGB01 (02/05/85)

Account	Description	Beginning Balance	Revenues	Net Allocations	Expenditures	Increase (Decrease)	Ending Balance
544100-00000	NAT EMERGENCY RESP & RESC						
	Revenue						
	Contracts and Grant		23,490,860				
	Expense						
	Salaries - Non-Faculty				5,993,052		
	Wages				2,362,272		
	Benefits				1,976,792		
	Operations and Maintenance				8,648,806		
	Equipment (Capitalized)				183,212		
	Account Total	146,065	23,490,860	1,480,908-	19,164,134	2,845,818	2,991,883
546100-00000	ICHS						
	Revenue						
	Contracts and Grant		497,397				
	Expense						
	Salaries - Non-Faculty				160,736		
	Benefits				27,832		
	Operations and Maintenance				151,835		
	Account Total	0	497,397	70,621-	340,403	86,373	86,373
570100-00000	PRODUCT DEVELOPMENT CENTER						
	Revenue						
	Contracts and Grant		513,693				
	Expense						
	Salaries - Non-Faculty				205,045		
	Wages				43,802		
	Benefits				51,527		
	Operations and Maintenance				149,253		
	Account Total	4,693	513,693	0	449,627	64,066	68,759
586100-00000	SCHOLARSHIP FUNDS						
	Expense						
	Operations and Maintenance				2,800		
	Account Total	90,067	0	0	2,800	2,800-	87,267
587100-00000	AGENCY RESTRICTED						
	Account Total	5,000,000	0	0	0	0	5,000,000

Printed on a Xerox 9700 Laser Printing System at the Computing Services Center / Texas A&M University

Form: URGB01 (02/05/85)

Account	Description	Beginning Balance	Revenues	Net Allocations	Expenditures	Increase (Decrease)	Ending Balance
Restricted Funds - Board Approved							
	Revenue						
	Contracts and Grant		26,751,227				
	Expense						
	Salaries - Non-Faculty				6,972,378		
	Wages				2,562,094		
	Benefits				2,234,423		
	Operations and Maintenance				9,763,679		
	Equipment (Capitalized)				303,211		
	Grand Total	5,273,825	26,751,227	1,551,529-	21,835,785	3,363,913	8,637,738

Printed on a Xerox 9700 Laser Printing System at the Computing Services Center / Texas A&M University

Form: URGB01 (02/05/85)

Account	Description	Beginning Balance	Revenues	Net Allocations	Expenditures	Increase (Decrease)	Ending Balance

****
*   *
* BLANK PAGE *
*   *
****

Printed on a Xerox 9700 Laser Printing System at the Computing Services Center / Texas A&M University

Form: URGB01 (02/05/85)

Account	Description	Beginning Balance	Revenues	Net Allocations	Expenditures	Increase (Decrease)	Ending Balance

This section not used.

Printed on a Xerox 9700 Laser Printing System at the Computing Services Center / Texas A&M University

Form: URGB01 (02/05/85)

Account	Description	Beginning Balance	Revenues	Net Allocations	Expenditures	Increase (Decrease)	Ending Balance

****
*   *
* BLANK PAGE *
*   *
****

Printed on a Xerox 9700 Laser Printing System at the Computing Services Center / Texas A&M University

Form: URGB01 (02/05/85)

CC	Account	Transaction Description	- Offset - CC	Account	Amount	Actual Entry ---- From ----- CC	Account	----- To ------ CC	Account	Feed	Mand
09	010111	INSTRUCTION - E & G									
			09	050131	201,806.00	09	544100-00000	09	145100-00000	N	
			09	050131	39,716.00	09	546100-00000	09	165100-00000	N	
			09	050131	6,619.00	09	546100-00000	09	127100-00000	N	
			09	050131	108,894.00	09	544100-00000	09	165100-00000	N	
			09	050131	1,053,827.00	09	544100-00000	09	125100-00000	N	
			09	050131	140,667.00	09	544100-00000	09	127100-00000	N	
		** Increase in Fund Balance **			1,551,529.00						
09	020121	INSTRUCTION - DESIGNATED									
			09	080611	7,200,096.00-	09	259100-00000	09	800100-00000	N	
			09	080611	1,684,764.00-	09	268100-00000	09	800100-00000	N	
			09	080611	854,904.00-	09	240100-00000	09	800100-00000	N	
		TEEX PUF EQUIPMENT ALLOCATION	01	080710	500,000.00	01	080710	09	020121	N	
			01	088839	1,375,250.00-	09	020121	01	088839	N	Y
		** Decrease in Fund Balance **			10,615,014.00-						
09	050131	INSTRUCTION - RESTRICTED									
			09	010111	6,619.00-	09	546100-00000	09	127100-00000	N	
			09	010111	39,716.00-	09	546100-00000	09	165100-00000	N	
			09	010111	108,894.00-	09	544100-00000	09	165100-00000	N	
			09	010111	201,806.00-	09	544100-00000	09	145100-00000	N	
			09	010111	1,053,827.00-	09	544100-00000	09	125100-00000	N	
			09	010111	140,667.00-	09	544100-00000	09	127100-00000	N	
		** Decrease in Fund Balance **			1,551,529.00-						
09	080611	TEEX FUND GROUP 8 FUNCTION 10									
			09	020121	1,684,764.00	09	268100-00000	09	800100-00000	N	
			09	020121	7,200,096.00	09	259100-00000	09	800100-00000	N	
			09	020121	854,904.00	09	240100-00000	09	800100-00000	N	
		** Increase in Fund Balance **			9,739,764.00						

Printed on a Xerox 9700 Laser Printing System at the Computing Services Center / Texas A&M University

Form: URGB01 (02/05/85)

CC	Account	Transaction Description	- Offset - CC	Account	Amount	Actual Entry From CC	From Account	To CC	To Account	Feed	Mand

****
* *
* BLANK PAGE *
* *
****

Printed on a Xerox 9700 Laser Printing System at the Computing Services Center / Texas A&M University

Form: URGB01 (02/05/85)

CC	Account	Transaction Description	Offset CC	Offset Account	Amount	Actual Entry From CC	Actual Entry From Account	Actual Entry To CC	Actual Entry To Account	Feed	Mand
09	010111	INSTRUCTION - E & G									
			09	101100-00000	84,730.00-	09	198100-00000	09	101100-00000	N	
			09	102100-00000	1,286,100.00-	09	198100-00000	09	102100-00000	N	
			09	103100-00000	960,568.00-	09	198100-00000	09	103100-00000	N	
			09	104100-00000	2,982,183.00-	09	198100-00000	09	104100-00000	N	
			09	105100-00000	4,143,222.00-	09	198100-00000	09	105100-00000	N	
			09	106100-00000	1,500,000.00-	09	198100-00000	09	106100-00000	N	
			09	107100-00000	518,432.00-	09	198100-00000	09	107100-00000	N	
			09	108100-00000	1,042,740.00-	09	198100-00000	09	108100-00000	N	
			09	109100-00000	1,282,311.00-	09	198100-00000	09	109100-00000	N	
			09	114100-00000	400,138.00-	09	198100-00000	09	114100-00000	N	
			09	119100-00000	249,108.00-	09	198100-00000	09	119100-00000	N	
			09	125100-00000	1,053,827.00-	09	544100-00000	09	125100-00000	N	
			09	127100-00000	140,667.00-	09	544100-00000	09	127100-00000	N	
			09	127100-00000	6,619.00-	09	546100-00000	09	127100-00000	N	
			09	145100-00000	201,806.00-	09	544100-00000	09	145100-00000	N	
			09	165100-00000	39,716.00-	09	546100-00000	09	165100-00000	N	
			09	165100-00000	108,894.00-	09	544100-00000	09	165100-00000	N	
			09	198100-00000	1,282,311.00	09	198100-00000	09	109100-00000	N	
			09	198100-00000	249,108.00	09	198100-00000	09	119100-00000	N	
			09	198100-00000	400,138.00	09	198100-00000	09	114100-00000	N	
			09	198100-00000	1,042,740.00	09	198100-00000	09	108100-00000	N	
			09	198100-00000	518,432.00	09	198100-00000	09	107100-00000	N	
			09	198100-00000	960,568.00	09	198100-00000	09	103100-00000	N	
			09	198100-00000	2,982,183.00	09	198100-00000	09	104100-00000	N	
			09	198100-00000	1,286,100.00	09	198100-00000	09	102100-00000	N	
			09	198100-00000	4,143,222.00	09	198100-00000	09	105100-00000	N	
			09	198100-00000	84,730.00	09	198100-00000	09	101100-00000	N	
			09	198100-00000	1,500,000.00	09	198100-00000	09	106100-00000	N	
		** Potential Decrease in Fund Balan			1,551,529.00-						
09	020121	INSTRUCTION - DESIGNATED									
			09	240100-00000	854,904.00	09	240100-00000	09	800100-00000	N	
			09	253100-00000	29,293.00	09	253100-00000	09	263100-00000	N	
			09	253100-00000	34,000.00	09	253100-00000	09	276100-00000	N	
			09	253100-00000	35,000.00	09	253100-00000	09	282100-00000	N	
			09	253100-00000	25,593.00	09	253100-00000	09	275100-00000	N	
			09	259100-00000	7,200,096.00	09	259100-00000	09	800100-00000	N	
			09	263100-00000	29,293.00-	09	253100-00000	09	263100-00000	N	
			09	268100-00000	1,684,764.00	09	268100-00000	09	800100-00000	N	
			09	269100-00000	500,000.00-	09	020121	09	269100-00000	Y	
			09	274100-00000	1,375,250.00	09	274100-00000	09	020121	Y	
			09	275100-00000	25,593.00-	09	253100-00000	09	275100-00000	N	
			09	276100-00000	34,000.00-	09	253100-00000	09	276100-00000	N	
			09	282100-00000	35,000.00-	09	253100-00000	09	282100-00000	N	
		** Potential Increase in Fund Balan			10,615,014.00						

Printed on a Xerox 9700 Laser Printing System at the Computing Services Center / Texas A&M University

Form: URGB01 (02/05/85)

CC	Account	Transaction Description	--- Offset --- CC	Account	Amount	-------- Actual Entry --------- ---- From ----- CC	Account	----- To ------ CC	Account	Feed	Mand
09	050131	INSTRUCTION - RESTRICTED									
			09	544100-00000	140,667.00	09	544100-00000	09	127100-00000	N	
			09	544100-00000	24,286.00-	09	546100-00000	09	544100-00000	N	
			09	544100-00000	201,806.00	09	544100-00000	09	145100-00000	N	
			09	544100-00000	108,894.00	09	544100-00000	09	165100-00000	N	
			09	544100-00000	1,053,827.00	09	544100-00000	09	125100-00000	N	
			09	546100-00000	6,619.00	09	546100-00000	09	127100-00000	N	
			09	546100-00000	24,286.00	09	546100-00000	09	544100-00000	N	
			09	546100-00000	39,716.00	09	546100-00000	09	165100-00000	N	
		** Potential Increase in Fund Balan			1,551,529.00						
09	080611	TEEX FUND GROUP 8 FUNCTION 10									
			09	800100-00000	7,200,096.00-	09	259100-00000	09	800100-00000	N	
			09	800100-00000	1,684,764.00-	09	268100-00000	09	800100-00000	N	
			09	800100-00000	854,904.00-	09	240100-00000	09	800100-00000	N	
		** Potential Decrease in Fund Balan			9,739,764.00-						
09	101100-00000	ADMIN OFFICES									
			09	010111	84,730.00	09	198100-00000	09	101100-00000	N	
		** Increase in SL Allocation **			84,730.00						
09	102100-00000	FINANCIAL SERVICES									
			09	010111	1,286,100.00	09	198100-00000	09	102100-00000	N	
		** Increase in SL Allocation **			1,286,100.00						
09	103100-00000	HUMAN RESOURCES									
			09	010111	960,568.00	09	198100-00000	09	103100-00000	N	
		** Increase in SL Allocation **			960,568.00						
09	104100-00000	NETWORK & INFO SERV									
			09	010111	2,982,183.00	09	198100-00000	09	104100-00000	N	
		** Increase in SL Allocation **			2,982,183.00						
09	105100-00000	SPECIAL PROJECTS									
			09	010111	4,143,222.00	09	198100-00000	09	105100-00000	N	
		** Increase in SL Allocation **			4,143,222.00						
09	106100-00000	STAFF BENEFITS									
			09	010111	1,500,000.00	09	198100-00000	09	106100-00000	N	
		** Increase in SL Allocation **			1,500,000.00						
09	107100-00000	CONTRACT SERVICES									
			09	010111	518,432.00	09	198100-00000	09	107100-00000	N	
		** Increase in SL Allocation **			518,432.00						
09	108100-00000	COMMUNICATIONS AND PRODUCTION									
			09	010111	1,042,740.00	09	198100-00000	09	108100-00000	N	
		** Increase in SL Allocation **			1,042,740.00						

Printed on a Xerox 9700 Laser Printing System at the Computing Services Center / Texas A&M University

Form: URGB01 (02/05/85)

CC	Account	Transaction Description	--- Offset --- CC	Account	Amount	-------- Actual Entry --------- ---- From ----- CC	Account	----- To ------ CC	Account	Feed	Mand
09	109100-00000	STRATEGIC & EDUCATION SERVICES									
			09	010111	1,282,311.00	09	198100-00000	09	109100-00000	N	
		** Increase in SL Allocation **			1,282,311.00						
09	114100-00000	CFO OFFICE									
			09	010111	400,138.00	09	198100-00000	09	114100-00000	N	
		** Increase in SL Allocation **			400,138.00						
09	119100-00000	INFRASTRUCTURE									
			09	010111	249,108.00	09	198100-00000	09	119100-00000	N	
		** Increase in SL Allocation **			249,108.00						
09	125100-00000	EMERG SVCS TRNG INST									
			09	010111	1,053,827.00	09	544100-00000	09	125100-00000	N	
		** Increase in SL Allocation **			1,053,827.00						
09	127100-00000	INFRASTRUCTURE TRNG & SAFETY									
			09	010111	140,667.00	09	544100-00000	09	127100-00000	N	
			09	010111	6,619.00	09	546100-00000	09	127100-00000	N	
		** Increase in SL Allocation **			147,286.00						
09	145100-00000	PUBLIC SAFETY & SEC									
			09	010111	201,806.00	09	544100-00000	09	145100-00000	N	
		** Increase in SL Allocation **			201,806.00						
09	165100-00000	KNOWLEDGE ENGINEERING									
			09	010111	39,716.00	09	546100-00000	09	165100-00000	N	
			09	010111	108,894.00	09	544100-00000	09	165100-00000	N	
		** Increase in SL Allocation **			148,610.00						
09	198100-00000	RES FOR PRGRM ALLOC									
			09	010111	400,138.00-	09	198100-00000	09	114100-00000	N	
			09	010111	249,108.00-	09	198100-00000	09	119100-00000	N	
			09	010111	1,282,311.00-	09	198100-00000	09	109100-00000	N	
			09	010111	1,042,740.00-	09	198100-00000	09	108100-00000	N	
			09	010111	518,432.00-	09	198100-00000	09	107100-00000	N	
			09	010111	960,568.00-	09	198100-00000	09	103100-00000	N	
			09	010111	2,982,183.00-	09	198100-00000	09	104100-00000	N	
			09	010111	1,286,100.00-	09	198100-00000	09	102100-00000	N	
			09	010111	4,143,222.00-	09	198100-00000	09	105100-00000	N	
			09	010111	84,730.00-	09	198100-00000	09	101100-00000	N	
			09	010111	1,500,000.00-	09	198100-00000	09	106100-00000	N	
		** Decrease in SL Allocation **			14,449,532.00-						
09	240100-00000	VEHICLE OPERATIONS									
			09	020121	854,904.00-	09	240100-00000	09	800100-00000	N	
		** Decrease in SL Allocation **			854,904.00-						

Printed on a Xerox 9700 Laser Printing System at the Computing Services Center / Texas A&M University

Form: URGB01 (02/05/85)

CC	Account	Transaction Description	--- Offset --- CC	Account	Amount	-------- Actual Entry --------- ---- From ----- CC	Account	----- To ------ CC	Account	Feed	Mand
09	253100-00000	INT EARND ON INV DES									
			09	020121	35,000.00-	09	253100-00000	09	282100-00000	N	
			09	020121	29,293.00-	09	253100-00000	09	263100-00000	N	
			09	020121	34,000.00-	09	253100-00000	09	276100-00000	N	
			09	020121	25,593.00-	09	253100-00000	09	275100-00000	N	
		** Decrease in SL Allocation **			123,886.00-						
09	259100-00000	INFRASTRUCTURE									
			09	020121	7,200,096.00-	09	259100-00000	09	800100-00000	N	
		** Decrease in SL Allocation **			7,200,096.00-						
09	263100-00000	BUSINESS DEVELOPMENT									
			09	020121	29,293.00	09	253100-00000	09	263100-00000	N	
		** Increase in SL Allocation **			29,293.00						
09	268100-00000	EQUIPMENT USE CHARGE									
			09	020121	1,684,764.00-	09	268100-00000	09	800100-00000	N	
		** Decrease in SL Allocation **			1,684,764.00-						
09	269100-00000	TRNG EQUIPMENT - PUF									
			09	020121	500,000.00	09	020121	09	269100-00000	Y	
		** Increase in SL Allocation **			500,000.00						
09	274100-00000	CAPITAL INVESTMENT RESERVE									
			09	020121	1,375,250.00-	09	274100-00000	09	020121	Y	
		** Decrease in SL Allocation **			1,375,250.00-						
09	275100-00000	INTERACTIV VIDEO PAY									
			09	020121	25,593.00	09	253100-00000	09	275100-00000	N	
		** Increase in SL Allocation **			25,593.00						
09	276100-00000	FURNISHINGS AND REN									
			09	020121	34,000.00	09	253100-00000	09	276100-00000	N	
		** Increase in SL Allocation **			34,000.00						
09	282100-00000	EMPLOYEE SERVCE AWRD									
			09	020121	35,000.00	09	253100-00000	09	282100-00000	N	
		** Increase in SL Allocation **			35,000.00						
09	544100-00000	NAT EMERGENCY RESP & RESC									
			09	050131	140,667.00-	09	544100-00000	09	127100-00000	N	
			09	050131	24,286.00	09	546100-00000	09	544100-00000	N	
			09	050131	201,806.00-	09	544100-00000	09	145100-00000	N	
			09	050131	108,894.00-	09	544100-00000	09	165100-00000	N	
			09	050131	1,053,827.00-	09	544100-00000	09	125100-00000	N	
		** Decrease in SL Allocation **			1,480,908.00-						

Printed on a Xerox 9700 Laser Printing System at the Computing Services Center / Texas A&M University

Form: URGB01 (02/05/85)

CC	Account	Transaction Description	Offset CC	Offset Account	Amount	Actual Entry From CC	Actual Entry From Account	Actual Entry To CC	Actual Entry To Account	Feed	Mand
09	546100-00000	ICHS									
			09	050131	6,619.00-	09	546100-00000	09	127100-00000	N	
			09	050131	24,286.00-	09	546100-00000	09	544100-00000	N	
			09	050131	39,716.00-	09	546100-00000	09	165100-00000	N	
		** Decrease in SL Allocation **			70,621.00-						
09	800100-00000	CLASSRM & STRUC BURN									
			09	080611	1,684,764.00	09	268100-00000	09	800100-00000	N	
			09	080611	854,904.00	09	240100-00000	09	800100-00000	N	
			09	080611	7,200,096.00	09	259100-00000	09	800100-00000	N	
		** Increase in SL Allocation **			9,739,764.00						

Printed on a Xerox 9700 Laser Printing System at the Computing Services Center / Texas A&M University

Form: URGB01 (02/05/85)

CC	Account	Transaction Description	--- Offset --- CC	Account	Amount	-------- Actual Entry --------- ---- From ----- CC	Account	----- To ------ CC	Account	Feed	Mand

****
* *
* BLANK PAGE *
* *
****

Printed on a Xerox 9700 Laser Printing System at the Computing Services Center / Texas A&M University

Form: URGB01 (02/05/85)

Account	Name	Section	Page
101100-00000	ADMIN OFFICES	2	1
102100-00000	FINANCIAL SERVICES	2	1
103100-00000	HUMAN RESOURCES	2	1
104100-00000	NETWORK & INFO SERV	2	1
105100-00000	SPECIAL PROJECTS	2	1
106100-00000	STAFF BENEFITS	2	2
107100-00000	CONTRACT SERVICES	2	2
108100-00000	COMMUNICATIONS AND PRODUCTION	2	2
109100-00000	STRATEGIC & EDUCATION SERVICES	2	2
110100-00000	W TX REG TRNG CENT	2	2
114100-00000	CFO OFFICE	2	2
119100-00000	INFRASTRUCTURE	2	3
125100-00000	EMERG SVCS TRNG INST	2	3
127100-00000	INFRASTRUCTURE TRNG & SAFETY	2	3
145100-00000	PUBLIC SAFETY & SEC	2	3
147100-00000	TEXAS TASK FORCE 1 DEPLOYMENTS	2	4
148100-00000	TEXAS TASK FORCE 1	2	4
165100-00000	KNOWLEDGE ENGINEERING	2	4
197100-00000	INT EARNED INV E&G	2	4
198100-00000	RES FOR PRGRM ALLOC	2	4
230100-00000	DIGITAL PRINTING SERVICES	4	1
232100-00000	UNEMPLOYMNT COMP INS	4	1
237100-00000	CURRICULUM	4	1
238100-00000	PROFESSIONAL DEVELOPMENT	4	1
239100-00000	BUSINESS MARKETING	4	1
240100-00000	VEHICLE OPERATIONS	4	1
253100-00000	INT EARND ON INV DES	3	1
259100-00000	INFRASTRUCTURE	4	2
262100-00000	DIRECTOR'S DISC FUND	3	1
263100-00000	BUSINESS DEVELOPMENT	3	1
266100-00000	OUTSTANDING SERV FND	3	1
267100-00000	EMES SERVICE	3	1
268100-00000	EQUIPMENT USE CHARGE	4	2
269100-00000	TRNG EQUIPMENT - PUF	3	1
274100-00000	CAPITAL INVESTMENT RESERVE	3	2
275100-00000	INTERACTIV VIDEO PAY	3	2
276100-00000	FURNISHINGS AND REN	3	2
278100-00000	PRODUCT DEVELOPMENT CENTER	3	2
281100-00000	LUMP SUM LEAVE PAY	4	2
282100-00000	EMPLOYEE SERVCE AWRD	3	2
521100-00000	TEXAS TASK FORCE 1	6	1
522100-00000	LAW RESTRICTED CONTRACTS	6	1
529100-00000	KNOWLEDGE ENGINEERING	6	1
541100-00000	ESTI RESTRICTED CONTRACTS	6	1
544100-00000	NAT EMERGENCY RESP & RESC	6	2
546100-00000	ICHS	6	2
570100-00000	PRODUCT DEVELOPMENT CENTER	6	2
586100-00000	SCHOLARSHIP FUNDS	6	2
587100-00000	AGENCY RESTRICTED	6	2

Printed on a Xerox 9700 Laser Printing System at the Computing Services Center / Texas A&M University

Form: URGB01 (02/05/85)

Account	Name	Section	Page

****
* *
* BLANK PAGE *
* *
****

Printed on a Xerox 9700 Laser Printing System at the Computing Services Center / Texas A&M University

Form: URGB01 (02/05/85)

Name	Account	Section	Page
ADMIN OFFICES	101100-00000	2	1
AGENCY RESTRICTED	587100-00000	6	2
BUSINESS DEVELOPMENT	263100-00000	3	1
BUSINESS MARKETING	239100-00000	4	1
CAPITAL INVESTMENT RESERVE	274100-00000	3	2
CFO OFFICE	114100-00000	2	2
COMMUNICATIONS AND PRODUCTION	108100-00000	2	2
CONTRACT SERVICES	107100-00000	2	2
CURRICULUM	237100-00000	4	1
DIGITAL PRINTING SERVICES	230100-00000	4	1
DIRECTOR'S DISC FUND	262100-00000	3	1
EMERG SVCS TRNG INST	125100-00000	2	3
EMES SERVICE	267100-00000	3	1
EMPLOYEE SERVCE AWRD	282100-00000	3	2
EQUIPMENT USE CHARGE	268100-00000	4	2
ESTI RESTRICTED CONTRACTS	541100-00000	6	1
FINANCIAL SERVICES	102100-00000	2	1
FURNISHINGS AND REN	276100-00000	3	2
HUMAN RESOURCES	103100-00000	2	1
ICHS	546100-00000	6	2
INFRASTRUCTURE	119100-00000	2	3
INFRASTRUCTURE	259100-00000	4	2
INFRASTRUCTURE TRNG & SAFETY	127100-00000	2	3
INT EARND ON INV DES	253100-00000	3	1
INT EARNED INV E&G	197100-00000	2	4
INTERACTIV VIDEO PAY	275100-00000	3	2
KNOWLEDGE ENGINEERING	165100-00000	2	4
KNOWLEDGE ENGINEERING	529100-00000	6	1
LAW RESTRICTED CONTRACTS	522100-00000	6	1
LUMP SUM LEAVE PAY	281100-00000	4	2
NAT EMERGENCY RESP & RESC	544100-00000	6	2
NETWORK & INFO SERV	104100-00000	2	1
OUTSTANDING SERV FND	266100-00000	3	1
PRODUCT DEVELOPMENT CENTER	278100-00000	3	2
PRODUCT DEVELOPMENT CENTER	570100-00000	6	2
PROFESSIONAL DEVELOPMENT	238100-00000	4	1
PUBLIC SAFETY & SEC	145100-00000	2	3
RES FOR PRGRM ALLOC	198100-00000	2	4
SCHOLARSHIP FUNDS	586100-00000	6	2
SPECIAL PROJECTS	105100-00000	2	1
STAFF BENEFITS	106100-00000	2	2
STRATEGIC & EDUCATION SERVICES	109100-00000	2	2
TEXAS TASK FORCE 1	148100-00000	2	4
TEXAS TASK FORCE 1	521100-00000	6	1
TEXAS TASK FORCE 1 DEPLOYMENTS	147100-00000	2	4
TRNG EQUIPMENT - PUF	269100-00000	3	1
UNEMPLOYMNT COMP INS	232100-00000	4	1
VEHICLE OPERATIONS	240100-00000	4	1
W TX REG TRNG CENT	110100-00000	2	2

Printed on a Xerox 9700 Laser Printing System at the Computing Services Center / Texas A&M University

Form: URGB01 (02/05/85)

Name	Account	Section	Page

****
* *
* BLANK PAGE *
* *
****

Printed on a Xerox 9700 Laser Printing System at the Computing Services Center / Texas A&M University



Board Approved Operating Budgets

Fiscal Year Ending August 31, 2019

Table of Contents

Section	Title
1	Statement of Changes in Fund Balance
2	Functional and General Funds
3	Designated Funds
4	Designated Service Departments
5	Auxiliary Enterprises
6	Restricted Funds
7	Plant Funds
8	Transfers by Account
9	Allocations by Account
10	Index by Account Number
11	Index by Account Name

Form: URGB01 (02/05/85)
Printed on a Xerox 9700 Laser Printing System at the Computing Services Center / Texas A&M University

Table of Contents

Section	Title

****
* *
* BLANK PAGE *
* *
****

Form: URGB01 (02/05/85)
Printed on a Xerox 9700 Laser Printing System at the Computing Services Center / Texas A&M University

Statement of Changes in Fund Balance - Board Approved

Description	Current Funds: Functional and General	Current Funds: Designated	Current Funds: Auxiliary Enterprises	Current Funds: Restricted	Plant Funds	Total
Revenues						
State Approp - General Revenue	9,101,395					9,101,395
State Approp - Benefits Pd by St	200,000					200,000
Contracts and Grants		13,155,000		45,830,000		58,985,000
Gifts				250,000		250,000
Sales and Services		2,530,450		1,375,000		3,905,450
Investment Income		550,000		4,225		554,225
Total Revenue	9,301,395	16,235,450		47,459,225		72,996,070
Expenses						
Salaries - Faculty	2,350,846	75,525		16,498,542		18,924,913
Salaries - Non-Faculty	6,418,763	142,727		11,018,143		17,579,633
Wages	290,000	14,000		1,041,000		1,345,000
Benefits	2,596,000	56,000		6,109,000		8,761,000
Utilities	800,000					800,000
Scholarships	30,000	10,000		230,000		270,000
Operations and Maintenance	6,942,907	2,576,748		11,768,799		21,288,454
Equipment (Capitalized)	460,000	550,000		565,000		1,575,000
Total Expense(Less Service Depts)	19,888,516	3,425,000		47,230,484		70,544,000
Net Service Departments						
Total Expense	19,888,516	3,425,000		47,230,484		70,544,000
Transfers						
Retirement of Indebtedness		619,798-				619,798-
Other Transfers	10,597,000	10,617,000-		20,000	2,400,000	2,400,000
Total Transfers	10,597,000	11,236,798-		20,000	2,400,000	1,780,202
Net Change in Fund Balance	9,879	1,573,652		248,741	2,400,000	4,232,272

Form: URGB01 (02/05/85)
Printed on a Xerox 9700 Laser Printing System at the Computing Services Center / Texas A&M University

Form: URGB01 (02/05/85)

Description	Current Funds: Functional and General	Current Funds: Designated	Current Funds: Auxiliary Enterprises	Current Funds: Restricted	Plant Funds	Total

****
* *
* BLANK PAGE *
* *
****

Printed on a Xerox 9700 Laser Printing System at the Computing Services Center / Texas A&M University

Form: URGB01 (02/05/85)

Account	Description	Beginning Balance	Revenues	Net Allocations	Expenditures	Increase (Decrease)	Ending Balance
101299	OPER BUDGET - GL 010129						
	Revenue						
	State Approp - Gene		350,000				
	State Approp - Bene		200,000				
	Expense						
	Benefits				550,000		
	Account Total	0	550,000	0	550,000	0	0
110099	OPER BUDGET - GL 011000						
	Revenue						
	State Approp - Gene		1,198,115				
	Expense						
	Salaries - Non-Faculty				2,814,992		
	Wages				40,000		
	Benefits				260,000		
	Operations and Maintenance				723,008		
	Account Total	133,500	1,198,115	2,645,000	3,838,000	5,115	138,615
120099	OPER BUDGET - GL 012000						
	Revenue						
	State Approp - Gene		650,000				
	Expense						
	Benefits				650,000		
	Account Total	0	650,000	0	650,000	0	0
130099	OPER BUDGET - GL 013000						
	Expense						
	Salaries - Non-Faculty				154,161		
	Benefits				35,000		
	Operations and Maintenance				82,839		
	Equipment (Capitalized)				10,000		
	Account Total	54,000	0	282,000	282,000	0	54,000
145099	OPER BUDGET - GL 014500						
	Revenue						
	State Approp - Gene		2,269,516				
	Expense						
	Salaries - Non-Faculty				225,828		
	Benefits				20,000		
	Utilities				800,000		
	Operations and Maintenance				1,223,688		
	Account Total	80,000	2,269,516	0	2,269,516	0	80,000

Printed on a Xerox 9700 Laser Printing System at the Computing Services Center / Texas A&M University

Form: URGB01 (02/05/85)

Account	Description	Beginning Balance	Revenues	Net Allocations	Expenditures	Increase (Decrease)	Ending Balance
155099	OPER BUDGET - GL 015500 GR						
	Revenue						
	State Approp - Gene		960,000				
	Expense						
	Salaries - Faculty				419,218		
	Salaries - Non-Faculty				352,168		
	Wages				20,000		
	Benefits				45,000		
	Operations and Maintenance				123,614		
	Account Total	65,000	960,000	0	960,000	0	65,000
165099	OPER BUDGET - GL 016500						
	Revenue						
	State Approp - Gene		960,000				
	Expense						
	Salaries - Faculty				348,229		
	Salaries - Non-Faculty				285,108		
	Wages				50,000		
	Benefits				40,000		
	Operations and Maintenance				236,663		
	Account Total	75,000	960,000	0	960,000	0	75,000
175099	OPER BUDGET - GL 017500 GR						
	Revenue						
	State Approp - Gene		96,000				
	Expense						
	Salaries - Faculty				44,782		
	Salaries - Non-Faculty				19,113		
	Wages				2,000		
	Benefits				4,000		
	Operations and Maintenance				26,105		
	Account Total	42,500	96,000	0	96,000	0	42,500
185099	OPER BUDGET - GL 018500						
	Revenue						
	State Approp - Gene		816,000				
	Expense						
	Salaries - Faculty				264,314		
	Salaries - Non-Faculty				268,195		
	Wages				5,000		
	Benefits				30,000		
	Operations and Maintenance				248,491		
	Account Total	100,000	816,000	0	816,000	0	100,000

Printed on a Xerox 9700 Laser Printing System at the Computing Services Center / Texas A&M University

Form: URGB01 (02/05/85)

Account	Description	Beginning Balance	Revenues	Net Allocations	Expenditures	Increase (Decrease)	Ending Balance
187099	OPER BUDGET - GL 018700 GR						
	Revenue						
	State Approp - Gene		250,000				
	Expense						
	Salaries - Non-Faculty				207,958		
	Wages				3,000		
	Benefits				12,000		
	Operations and Maintenance				27,042		
	Account Total	55,000	250,000	0	250,000	0	55,000
190099	OPER BUDGET - GL 019000						
	Revenue						
	State Approp - Gene		1,551,764				
	Expense						
	Salaries - Faculty				1,274,303		
	Salaries - Non-Faculty				2,091,240		
	Wages				170,000		
	Benefits				950,000		
	Scholarships				30,000		
	Operations and Maintenance				4,251,457		
	Equipment (Capitalized)				450,000		
	Account Total	400,000	1,551,764	7,670,000	9,217,000	4,764	404,764

Printed on a Xerox 9700 Laser Printing System at the Computing Services Center / Texas A&M University

Form: URGB01 (02/05/85)

Account	Description	Beginning Balance	Revenues	Net Allocations	Expenditures	Increase (Decrease)	Ending Balance
Functional and General Funds - Board Approved							
	Revenue						
	State Approp - Gene		9,101,395				
	State Approp - Bene		200,000				
	Expense						
	Salaries - Faculty				2,350,846		
	Salaries - Non-Faculty				6,418,763		
	Wages				290,000		
	Benefits				2,596,000		
	Utilities				800,000		
	Scholarships				30,000		
	Operations and Maintenance				6,942,907		
	Equipment (Capitalized)				460,000		
	Grand Total	1,005,000	9,301,395	10,597,000	19,888,516	9,879	1,014,879

Printed on a Xerox 9700 Laser Printing System at the Computing Services Center / Texas A&M University

Form: URGB01 (02/05/85)

Account	Description	Beginning Balance	Revenues	Net Allocations	Expenditures	Increase (Decrease)	Ending Balance
220399	OPER BUDGET - GL 022030						
	Expense						
	Salaries - Faculty				35,484		
	Salaries - Non-Faculty				58,044		
	Wages				12,000		
	Benefits				27,000		
	Scholarships				10,000		
	Operations and Maintenance				183,472		
	Account Total	25,000	0	320,000	326,000	6,000-	19,000
220499	OPER BUDGET - GL 022040						
	Expense						
	Equipment (Capitalized)				540,000		
	Account Total	762,225	0	0	540,000	540,000-	222,225
220599	OPER BUDGET - GL 022050						
	Revenue						
	Sales and Services		2,000,000				
	Expense						
	Salaries - Faculty				40,041		
	Salaries - Non-Faculty				59,683		
	Wages				2,000		
	Benefits				22,000		
	Operations and Maintenance				1,201,276		
	Equipment (Capitalized)				5,000		
	Account Total	17,275,000	2,000,000	0	1,330,000	670,000	17,945,000
220699	OPER BUDGET - GL 022060						
	Revenue						
	Sales and Services		400,000				
	Expense						
	Operations and Maintenance				200,000		
	Equipment (Capitalized)				5,000		
	Account Total	360,000	400,000	0	205,000	195,000	555,000
220999	OPER BUDGET - GL 022095						
	Revenue						
	Sales and Services		45,000				
	Expense						
	Operations and Maintenance				35,000		
	Account Total	61,500	45,000	0	35,000	10,000	71,500
221099	OPER BUDGET - GL 022100						
	Expense						
	Operations and Maintenance				25,000		
	Account Total	0	0	25,000	25,000	0	0

Printed on a Xerox 9700 Laser Printing System at the Computing Services Center / Texas A&M University

Form: URGB01 (02/05/85)

Account	Description	Beginning Balance	Revenues	Net Allocations	Expenditures	Increase (Decrease)	Ending Balance
230199	OPER BUDGET - GL 023010						
	Revenue						
	Investment Income		550,000				
	Account Total	975,000	550,000	320,000-	0	230,000	1,205,000
240199	OPER BUDGET - GL 024010						
	Revenue						
	Contracts and Grant		50,000				
	Account Total	7,500	50,000	0	0	50,000	57,500
240299	OPER BUDGET - GL 024020						
	Revenue						
	Contracts and Grant		43,500				
	Account Total	125,000	43,500	45,000-	0	1,500-	123,500
240399	OPER BUDGET - GL 024030						
	Revenue						
	Contracts and Grant		13,061,500				
	Expense						
	Operations and Maintenance				880,000		
	Account Total	225,000	13,061,500	11,216,798-	880,000	964,702	1,189,702
250199	OPER BUDGET - GL 025010						
	Revenue						
	Sales and Services		85,450				
	Expense						
	Salaries - Non-Faculty				25,000		
	Benefits				7,000		
	Operations and Maintenance				52,000		
	Account Total	47,500	85,450	0	84,000	1,450	48,950

Printed on a Xerox 9700 Laser Printing System at the Computing Services Center / Texas A&M University

Form: URGB01 (02/05/85)

Account	Description	Beginning Balance	Revenues	Net Allocations	Expenditures	Increase (Decrease)	Ending Balance
Designated Funds - Board Approved							
	Revenue						
	Contracts and Grant		13,155,000				
	Sales and Services		2,530,450				
	Investment Income		550,000				
	Expense						
	Salaries - Faculty				75,525		
	Salaries - Non-Faculty				142,727		
	Wages				14,000		
	Benefits				56,000		
	Scholarships				10,000		
	Operations and Maintenance				2,576,748		
	Equipment (Capitalized)				550,000		
	Grand Total	19,863,725	16,235,450	11,236,798-	3,425,000	1,573,652	21,437,377

Printed on a Xerox 9700 Laser Printing System at the Computing Services Center / Texas A&M University

Form: URGB01 (02/05/85)

Account	Description	Beginning Balance	Revenues	Net Allocations	Expenditures	Increase (Decrease)	Ending Balance

****
*   *
* BLANK PAGE *
*   *
****

Printed on a Xerox 9700 Laser Printing System at the Computing Services Center / Texas A&M University

Form: URGB01 (02/05/85)

Account	Description	Beginning Balance	Revenues	Net Allocations	Expenditures	Increase (Decrease)	Ending Balance
270199	BUDGET-027010 MOTOR VEHICLES						
	Revenue						
	Sales and Services		185,000				
	Expense						
	Operations and Maintenance				60,000		
	Equipment (Capitalized)				125,000		
	Account Total	65,000	185,000	0	185,000	0	65,000
270299	BUDGET-027020 COMPUTER OPERATIONS						
	Revenue						
	Sales and Services		1,911,000				
	Expense						
	Salaries - Non-Faculty				1,109,735		
	Wages				30,000		
	Benefits				290,000		
	Operations and Maintenance				366,265		
	Equipment (Capitalized)				115,000		
	Account Total	10,000	1,911,000	0	1,911,000	0	10,000
270399	BUDGET-027030 RESEARCH EQUIP & TEST						
	Revenue						
	Sales and Services		706,000				
	Expense						
	Salaries - Faculty				94,729		
	Salaries - Non-Faculty				154,938		
	Wages				5,000		
	Benefits				67,000		
	Operations and Maintenance				219,333		
	Equipment (Capitalized)				165,000		
	Account Total	280,000	706,000	0	706,000	0	280,000
270499	BUDGET-027040 SUPPLIES & SERVICES						
	Revenue						
	Sales and Services		291,000				
	Expense						
	Salaries - Non-Faculty				40,082		
	Wages				2,000		
	Benefits				12,000		
	Operations and Maintenance				216,918		
	Equipment (Capitalized)				20,000		
	Account Total	15,000	291,000	0	291,000	0	15,000

Printed on a Xerox 9700 Laser Printing System at the Computing Services Center / Texas A&M University

Form: URGB01 (02/05/85)

Account	Description	Beginning Balance	Revenues	Net Allocations	Expenditures	Increase (Decrease)	Ending Balance
270599	BUDGET-027050 VISUAL MEDIA						
	Revenue						
	Sales and Services		710,000				
	Expense						
	Salaries - Non-Faculty				465,000		
	Wages				5,000		
	Benefits				127,000		
	Operations and Maintenance				113,000		
	Account Total	35,000	710,000	0	710,000	0	35,000
270699	BUDGET-027060 PROVING GROUNDS						
	Revenue						
	Sales and Services		2,161,000				
	Expense						
	Salaries - Non-Faculty				961,144		
	Wages				60,000		
	Benefits				275,000		
	Operations and Maintenance				764,856		
	Equipment (Capitalized)				100,000		
	Account Total	1,450,000	2,161,000	0	2,161,000	0	1,450,000
279099	BUDGET-027900 UCI RESERVE						
	Revenue						
	Sales and Services		10,000				
	Expense						
	Operations and Maintenance				10,000		
	Account Total	320,000	10,000	0	10,000	0	320,000
279999	BUDGET-027995 LUMP SUM RESERVE						
	Revenue						
	Sales and Services		322,000				
	Expense						
	Wages				255,000		
	Benefits				67,000		
	Account Total	2,500	322,000	0	322,000	0	2,500

Printed on a Xerox 9700 Laser Printing System at the Computing Services Center / Texas A&M University

Form: URGB01 (02/05/85)

Account	Description	Beginning Balance	Revenues	Net Allocations	Expenditures	Increase (Decrease)	Ending Balance
Designated Service Departments - Board Approved							
	Revenue						
	Sales and Services		6,296,000				
	Expense						
	Salaries - Faculty				94,729		
	Salaries - Non-Faculty				2,730,899		
	Wages				357,000		
	Benefits				838,000		
	Operations and Maintenance				1,750,372		
	Equipment (Capitalized)				525,000		
	Grand Total	2,177,500	6,296,000	0	6,296,000	0	2,177,500

Printed on a Xerox 9700 Laser Printing System at the Computing Services Center / Texas A&M University

Account	Description	Beginning Balance	Revenues	Net Allocations	Expenditures	Increase (Decrease)	Ending Balance

****
*   *
* BLANK PAGE *
*   *
****

Form: URGB01 (02/05/85)
Printed on a Xerox 9700 Laser Printing System at the Computing Services Center / Texas A&M University

Form: URGB01 (02/05/85)

Account	Description	Beginning Balance	Revenues	Net Allocations	Expenditures	Increase (Decrease)	Ending Balance

This section not used.

Printed on a Xerox 9700 Laser Printing System at the Computing Services Center / Texas A&M University

Form: URGB01 (02/05/85)

Account	Description	Beginning Balance	Revenues	Net Allocations	Expenditures	Increase (Decrease)	Ending Balance

****
* *
* BLANK PAGE *
* *
****

Printed on a Xerox 9700 Laser Printing System at the Computing Services Center / Texas A&M University

Form: URGB01 (02/05/85)

Account	Description	Beginning Balance	Revenues	Net Allocations	Expenditures	Increase (Decrease)	Ending Balance
401099	OPER BUDGET - GL 040100						
	Revenue						
	Contracts and Grant		26,960,000				
	Expense						
	Salaries - Faculty				9,750,292		
	Salaries - Non-Faculty				7,119,394		
	Wages				698,200		
	Benefits				3,692,800		
	Scholarships				140,000		
	Operations and Maintenance				5,015,798		
	Equipment (Capitalized)				350,000		
	Account Total	185,000	26,960,000	0	26,766,484	193,516	378,516
510199	OPER BUDGET - GL 051010						
	Revenue						
	Contracts and Grant		240,000				
	Expense						
	Salaries - Non-Faculty				148,222		
	Wages				4,000		
	Benefits				38,000		
	Operations and Maintenance				42,778		
	Account Total	12,500	240,000	0	233,000	7,000	19,500
510299	OPER BUDGET - GL 051020						
	Revenue						
	Sales and Services		630,000				
	Expense						
	Salaries - Faculty				7,000		
	Salaries - Non-Faculty				55,000		
	Wages				2,000		
	Benefits				15,000		
	Operations and Maintenance				446,000		
	Account Total	975,000	630,000	0	525,000	105,000	1,080,000
510399	OPER BUDGET - GL 051030						
	Revenue						
	Sales and Services		745,000				
	Expense						
	Salaries - Non-Faculty				87,554		
	Wages				2,000		
	Benefits				25,000		
	Operations and Maintenance				625,446		
	Account Total	475,000	745,000	0	740,000	5,000	480,000

Printed on a Xerox 9700 Laser Printing System at the Computing Services Center / Texas A&M University

Form: URGB01 (02/05/85)

Account	Description	Beginning Balance	Revenues	Net Allocations	Expenditures	Increase (Decrease)	Ending Balance
510599	OPER BUDGET - GL 051050						
	Revenue						
	Contracts and Grant		100,000				
	Gifts		200,000				
	Expense						
	Salaries - Faculty				33,008		
	Salaries - Non-Faculty				58,735		
	Wages				10,000		
	Benefits				24,000		
	Operations and Maintenance				181,257		
	Account Total	27,500	300,000	0	307,000	7,000-	20,500
510699	OPER BUDGET - GL 051060						
	Revenue						
	Contracts and Grant		265,000				
	Expense						
	Salaries - Faculty				61,459		
	Salaries - Non-Faculty				96,771		
	Wages				1,000		
	Benefits				36,000		
	Operations and Maintenance				44,770		
	Account Total	105,000	265,000	0	240,000	25,000	130,000
520199	OPER BUDGET - GL 052010						
	Revenue						
	Gifts		50,000				
	Expense						
	Wages				25,000		
	Benefits				3,000		
	Operations and Maintenance				122,000		
	Account Total	375,000	50,000	0	150,000	100,000-	275,000
530199	OPER BUDGET - GL 053010						
	Revenue						
	Investment Income		135				
	Expense						
	Operations and Maintenance				3,500		
	Account Total	3,365	135	0	3,500	3,365-	0
530299	OPER BUDGET - GL 053020						
	Revenue						
	Investment Income		475				
	Expense						
	Operations and Maintenance				3,500		
	Account Total	16,475	475	0	3,500	3,025-	13,450

Printed on a Xerox 9700 Laser Printing System at the Computing Services Center / Texas A&M University

Form: URGB01 (02/05/85)

Account	Description	Beginning Balance	Revenues	Net Allocations	Expenditures	Increase (Decrease)	Ending Balance
530499	OPER BUDGET - GL 053040						
	Revenue						
	Investment Income		2,615				
	Expense						
	Operations and Maintenance				10,000		
	Account Total	108,550	2,615	0	10,000	7,385-	101,165
530599	OPER BUDGET - GL 053050						
	Revenue						
	Investment Income		1,000				
	Expense						
	Operations and Maintenance				5,000		
	Account Total	38,365	1,000	0	5,000	4,000-	34,365
540399	OPER BUDGET - GL 054030						
	Expense						
	Operations and Maintenance				20,000		
	Account Total	0	0	20,000	20,000	0	0
699999	OPER BUDGET - GL 060100						
	Revenue						
	Contracts and Grant		18,265,000				
	Expense						
	Salaries - Faculty				6,646,783		
	Salaries - Non-Faculty				3,452,467		
	Wages				298,800		
	Benefits				2,275,200		
	Scholarships				90,000		
	Operations and Maintenance				5,248,750		
	Equipment (Capitalized)				215,000		
	Account Total	22,500	18,265,000	0	18,227,000	38,000	60,500

Printed on a Xerox 9700 Laser Printing System at the Computing Services Center / Texas A&M University

Form: URGB01 (02/05/85)

Account	Description	Beginning Balance	Revenues	Net Allocations	Expenditures	Increase (Decrease)	Ending Balance
Restricted Funds - Board Approved							
	Revenue						
	Contracts and Grant		45,830,000				
	Gifts		250,000				
	Sales and Services		1,375,000				
	Investment Income		4,225				
	Expense						
	Salaries - Faculty				16,498,542		
	Salaries - Non-Faculty				11,018,143		
	Wages				1,041,000		
	Benefits				6,109,000		
	Scholarships				230,000		
	Operations and Maintenance				11,768,799		
	Equipment (Capitalized)				565,000		
	Grand Total	2,344,255	47,459,225	20,000	47,230,484	248,741	2,592,996

Printed on a Xerox 9700 Laser Printing System at the Computing Services Center / Texas A&M University

Form: URGB01 (02/05/85)

Account	Description	Beginning Balance	Revenues	Net Allocations	Expenditures	Increase (Decrease)	Ending Balance

This section not used.

Printed on a Xerox 9700 Laser Printing System at the Computing Services Center / Texas A&M University

Form: URGB01 (02/05/85)

Account	Description	Beginning Balance	Revenues	Net Allocations	Expenditures	Increase (Decrease)	Ending Balance

****
*   *
* BLANK PAGE *
*   *
****

Printed on a Xerox 9700 Laser Printing System at the Computing Services Center / Texas A&M University

Form: URGB01 (02/05/85)

CC	Account	Transaction Description	- Offset - CC	Account	Amount	Actual Entry From CC	From Account	To CC	To Account	Feed	Mand
12	011000	ADMINISTRATION									
			12	024030	2,645,000.00	12	240399	12	110099	N	
		** Increase in Fund Balance **			2,645,000.00						
12	013000	PUBLICATIONS									
			12	024030	282,000.00	12	240399	12	130099	N	
		** Increase in Fund Balance **			282,000.00						
12	019000	RESEARCH SUPPORT AND COORDINATION									
			12	024030	7,670,000.00	12	240399	12	190099	N	
		** Increase in Fund Balance **			7,670,000.00						
12	022030	RESEARCH DEVELOPMENT									
			12	023010	320,000.00	12	230199	12	220399	N	
		** Increase in Fund Balance **			320,000.00						
12	022040	CAPITAL EQUIPMENT REPLACEMENT									
			12	080010	1,900,000.00-	12	022040	12	080010	N	
			12	080010	500,000.00-	12	022040	12	080010	N	
		TTI PUF EQUIPMENT ALLOCATION	01	080710	500,000.00	01	080710	12	022040	N	
		TTI PUF EQUIPMENT - BUILDING	01	080710	1,900,000.00	01	080710	12	022040	N	
		** Decrease in Fund Balance **			0.00						
12	022080	TTI RESEARCH BLDG PROJ 12-2920									
			12	024030	619,798.00	12	240399	12	220899	N	
		DEBT SERVICE TRANSFER	01	088812	619,798.00-	12	022080	01	088812	N	Y
		** Decrease in Fund Balance **			0.00						
12	022100	CONCUR REBATE & FEES									
			12	024020	25,000.00	12	240299	12	221099	N	
		** Increase in Fund Balance **			25,000.00						
12	023010	EARNINGS ON INVESTMENTS									
			12	022030	320,000.00-	12	230199	12	220399	N	
		** Decrease in Fund Balance **			320,000.00-						
12	024020	OVERHEAD FOR RF OTHER									
			12	022100	25,000.00-	12	240299	12	221099	N	
			12	054030	20,000.00-	12	240299	12	540399	N	
		** Decrease in Fund Balance **			45,000.00-						
12	024030	OVERHEAD FOR TTI									
			12	011000	2,645,000.00-	12	240399	12	110099	N	
			12	013000	282,000.00-	12	240399	12	130099	N	
			12	019000	7,670,000.00-	12	240399	12	190099	N	
			12	022080	619,798.00-	12	240399	12	220899	N	
		** Decrease in Fund Balance **			11,216,798.00-						

Printed on a Xerox 9700 Laser Printing System at the Computing Services Center / Texas A&M University

Form: URGB01 (02/05/85)

CC	Account	Transaction Description	- Offset - CC	Account	Amount	Actual Entry ---- From ----- CC	Account	----- To ------ CC	Account	Feed	Mand
12	054030	LIBRARY MATERIALS									
			12	024020	20,000.00	12	240299	12	540399	N	
		** Increase in Fund Balance **			20,000.00						
12	080010	PUF PROCEEDS ACQUISITION									
			12	022040	1,900,000.00	12	022040	12	080010	N	
			12	022040	500,000.00	12	022040	12	080010	N	
		** Increase in Fund Balance **			2,400,000.00						

Printed on a Xerox 9700 Laser Printing System at the Computing Services Center / Texas A&M University

Form: URGB01 (02/05/85)

CC	Account	Transaction Description	--- Offset --- CC	Account	Amount	-------- Actual Entry --------- ---- From ----- CC	Account	----- To ------ CC	Account	Feed	Mand
12	011000	ADMINISTRATION									
			12	110099	2,645,000.00-	12	240399	12	110099	N	
		** Potential Decrease in Fund Balan			2,645,000.00-						
12	013000	PUBLICATIONS									
			12	130099	282,000.00-	12	240399	12	130099	N	
		** Potential Decrease in Fund Balan			282,000.00-						
12	019000	RESEARCH SUPPORT AND COORDINATIO									
			12	190099	7,670,000.00-	12	240399	12	190099	N	
		** Potential Decrease in Fund Balan			7,670,000.00-						
12	022030	RESEARCH DEVELOPMENT									
			12	220399	320,000.00-	12	230199	12	220399	N	
		** Potential Decrease in Fund Balan			320,000.00-						
12	022080	TTI RESEARCH BLDG PROJ 12-2920									
			12	220899	619,798.00	12	220899	12	022080	N	
			12	220899	619,798.00-	12	240399	12	220899	N	
		** Potential Decrease in Fund Balan			0.00						
12	022100	CONCUR REBATE & FEES									
			12	221099	25,000.00-	12	240299	12	221099	N	
		** Potential Decrease in Fund Balan			25,000.00-						
12	023010	EARNINGS ON INVESTMENTS									
			12	230199	320,000.00	12	230199	12	220399	N	
		** Potential Increase in Fund Balan			320,000.00						
12	024020	OVERHEAD FOR RF OTHER									
			12	240299	25,000.00	12	240299	12	221099	N	
			12	240299	20,000.00	12	240299	12	540399	N	
		** Potential Increase in Fund Balan			45,000.00						
12	024030	OVERHEAD FOR TTI									
			12	240399	7,670,000.00	12	240399	12	190099	N	
			12	240399	619,798.00	12	240399	12	220899	N	
			12	240399	2,645,000.00	12	240399	12	110099	N	
			12	240399	282,000.00	12	240399	12	130099	N	
		** Potential Increase in Fund Balan			11,216,798.00						
12	054030	LIBRARY MATERIALS									
			12	540399	20,000.00-	12	240299	12	540399	N	
		** Potential Decrease in Fund Balan			20,000.00-						
12	110099	OPER BUDGET - GL 011000									
			12	011000	2,645,000.00	12	240399	12	110099	N	
		** Increase in SL Allocation **			2,645,000.00						

Printed on a Xerox 9700 Laser Printing System at the Computing Services Center / Texas A&M University

Form: URGB01 (02/05/85)

CC	Account	Transaction Description	Offset CC	Offset Account	Amount	Actual Entry From CC	Actual Entry From Account	Actual Entry To CC	Actual Entry To Account	Feed	Mand
12	130099	OPER BUDGET - GL 013000									
			12	013000	282,000.00	12	240399	12	130099	N	
		** Increase in SL Allocation **			282,000.00						
12	190099	OPER BUDGET - GL 019000									
			12	019000	7,670,000.00	12	240399	12	190099	N	
		** Increase in SL Allocation **			7,670,000.00						
12	220399	OPER BUDGET - GL 022030									
			12	022030	320,000.00	12	230199	12	220399	N	
		** Increase in SL Allocation **			320,000.00						
12	220899	OPER BUDGET - GL 022080									
			12	022080	619,798.00-	12	220899	12	022080	N	
			12	022080	619,798.00	12	240399	12	220899	N	
		** Decrease in SL Allocation **			0.00						
12	221099	OPER BUDGET - GL 022100									
			12	022100	25,000.00	12	240299	12	221099	N	
		** Increase in SL Allocation **			25,000.00						
12	230199	OPER BUDGET - GL 023010									
			12	023010	320,000.00-	12	230199	12	220399	N	
		** Decrease in SL Allocation **			320,000.00-						
12	240299	OPER BUDGET - GL 024020									
			12	024020	25,000.00-	12	240299	12	221099	N	
			12	024020	20,000.00-	12	240299	12	540399	N	
		** Decrease in SL Allocation **			45,000.00-						
12	240399	OPER BUDGET - GL 024030									
			12	024030	282,000.00-	12	240399	12	130099	N	
			12	024030	619,798.00-	12	240399	12	220899	N	
			12	024030	7,670,000.00-	12	240399	12	190099	N	
			12	024030	2,645,000.00-	12	240399	12	110099	N	
		** Decrease in SL Allocation **			11,216,798.00-						
12	540399	OPER BUDGET - GL 054030									
			12	054030	20,000.00	12	240299	12	540399	N	
		** Increase in SL Allocation **			20,000.00						

Printed on a Xerox 9700 Laser Printing System at the Computing Services Center / Texas A&M University

Form: URGB01 (02/05/85)

Account	Name	Section	Page
101299-	OPER BUDGET - GL 010129	2	1
110099-	OPER BUDGET - GL 011000	2	1
120099-	OPER BUDGET - GL 012000	2	1
130099-	OPER BUDGET - GL 013000	2	1
145099-	OPER BUDGET - GL 014500	2	1
155099-	OPER BUDGET - GL 015500 GR	2	2
165099-	OPER BUDGET - GL 016500	2	2
175099-	OPER BUDGET - GL 017500 GR	2	2
185099-	OPER BUDGET - GL 018500	2	2
187099-	OPER BUDGET - GL 018700 GR	2	3
190099-	OPER BUDGET - GL 019000	2	3
220399-	OPER BUDGET - GL 022030	3	1
220499-	OPER BUDGET - GL 022040	3	1
220599-	OPER BUDGET - GL 022050	3	1
220699-	OPER BUDGET - GL 022060	3	1
220999-	OPER BUDGET - GL 022095	3	1
221099-	OPER BUDGET - GL 022100	3	1
230199-	OPER BUDGET - GL 023010	3	2
240199-	OPER BUDGET - GL 024010	3	2
240299-	OPER BUDGET - GL 024020	3	2
240399-	OPER BUDGET - GL 024030	3	2
250199-	OPER BUDGET - GL 025010	3	2
270199-	BUDGET-027010 MOTOR VEHICLES	4	1
270299-	BUDGET-027020 COMPUTER OPERATIONS	4	1
270399-	BUDGET-027030 RESEARCH EQUIP & TEST	4	1
270499-	BUDGET-027040 SUPPLIES & SERVICES	4	1
270599-	BUDGET-027050 VISUAL MEDIA	4	2
270699-	BUDGET-027060 PROVING GROUNDS	4	2
279099-	BUDGET-027900 UCI RESERVE	4	2
279999-	BUDGET-027995 LUMP SUM RESERVE	4	2
401099-	OPER BUDGET - GL 040100	6	1
510199-	OPER BUDGET - GL 051010	6	1
510299-	OPER BUDGET - GL 051020	6	1
510399-	OPER BUDGET - GL 051030	6	1
510599-	OPER BUDGET - GL 051050	6	2
510699-	OPER BUDGET - GL 051060	6	2
520199-	OPER BUDGET - GL 052010	6	2
530199-	OPER BUDGET - GL 053010	6	2
530299-	OPER BUDGET - GL 053020	6	2
530499-	OPER BUDGET - GL 053040	6	3
530599-	OPER BUDGET - GL 053050	6	3
540399-	OPER BUDGET - GL 054030	6	3
699999-	OPER BUDGET - GL 060100	6	3

Printed on a Xerox 9700 Laser Printing System at the Computing Services Center / Texas A&M University

Form: URGB01 (02/05/85)

Account	Name	Section	Page

BLANK PAGE

Printed on a Xerox 9700 Laser Printing System at the Computing Services Center / Texas A&M University

Form: URGB01 (02/05/85)

Name	Account	Section	Page
BUDGET-027010 MOTOR VEHICLES	270199-	4	1
BUDGET-027020 COMPUTER OPERATIONS	270299-	4	1
BUDGET-027030 RESEARCH EQUIP & TEST	270399-	4	1
BUDGET-027040 SUPPLIES & SERVICES	270499-	4	1
BUDGET-027050 VISUAL MEDIA	270599-	4	2
BUDGET-027060 PROVING GROUNDS	270699-	4	2
BUDGET-027900 UCI RESERVE	279099-	4	2
BUDGET-027995 LUMP SUM RESERVE	279999-	4	2
OPER BUDGET - GL 010129	101299-	2	1
OPER BUDGET - GL 011000	110099-	2	1
OPER BUDGET - GL 012000	120099-	2	1
OPER BUDGET - GL 013000	130099-	2	1
OPER BUDGET - GL 014500	145099-	2	1
OPER BUDGET - GL 015500 GR	155099-	2	2
OPER BUDGET - GL 016500	165099-	2	2
OPER BUDGET - GL 017500 GR	175099-	2	2
OPER BUDGET - GL 018500	185099-	2	2
OPER BUDGET - GL 018700 GR	187099-	2	3
OPER BUDGET - GL 019000	190099-	2	3
OPER BUDGET - GL 022030	220399-	3	1
OPER BUDGET - GL 022040	220499-	3	1
OPER BUDGET - GL 022050	220599-	3	1
OPER BUDGET - GL 022060	220699-	3	1
OPER BUDGET - GL 022095	220999-	3	1
OPER BUDGET - GL 022100	221099-	3	1
OPER BUDGET - GL 023010	230199-	3	2
OPER BUDGET - GL 024010	240199-	3	2
OPER BUDGET - GL 024020	240299-	3	2
OPER BUDGET - GL 024030	240399-	3	2
OPER BUDGET - GL 025010	250199-	3	2
OPER BUDGET - GL 040100	401099-	6	1
OPER BUDGET - GL 051010	510199-	6	1
OPER BUDGET - GL 051020	510299-	6	1
OPER BUDGET - GL 051030	510399-	6	1
OPER BUDGET - GL 051050	510599-	6	2
OPER BUDGET - GL 051060	510699-	6	2
OPER BUDGET - GL 052010	520199-	6	2
OPER BUDGET - GL 053010	530199-	6	2
OPER BUDGET - GL 053020	530299-	6	2
OPER BUDGET - GL 053040	530499-	6	3
OPER BUDGET - GL 053050	530599-	6	3
OPER BUDGET - GL 054030	540399-	6	3
OPER BUDGET - GL 060100	699999-	6	3

Printed on a Xerox 9700 Laser Printing System at the Computing Services Center / Texas A&M University

Form: URGB01 (02/05/85)

Name	Account	Section	Page

****
* *
* BLANK PAGE *
* *
****

Printed on a Xerox 9700 Laser Printing System at the Computing Services Center / Texas A&M University

System Offices



Board Adjusted Operating Budgets

Fiscal Year Ending August 31, 2019

Table of Contents

Section	Title
1	Statement of Changes in Fund Balance
2	Functional and General Funds
3	Designated Funds
4	Designated Service Departments
5	Auxiliary Enterprises
6	Restricted Funds
7	Plant Funds
8	Transfers by Account
9	Allocations by Account
10	Index by Account Number
11	Index by Account Name

Form: URGB01 (02/05/85)
Printed on a Xerox 9700 Laser Printing System at the Computing Services Center / Texas A&M University

Table of Contents

Section Title
-------- --

****
* *
* BLANK PAGE *
* *
****

Form: URGB01 (02/05/85)
Printed on a Xerox 9700 Laser Printing System at the Computing Services Center / Texas A&M University

Description	Current Funds: Functional and General	Current Funds: Designated	Current Funds: Auxiliary Enterprises	Current Funds: Restricted	Current Funds: Plant Funds	Total
Revenues						
State Approp - General Revenue	770,027					770,027
Available University Fund		312,400,000				312,400,000
Contracts and Grants		4,001,500				4,001,500
Gifts				193,000		193,000
Investment Income		8,700,000				8,700,000
Total Revenue	770,027	325,101,500		193,000		326,064,527
Expenses						
Salaries - Non-Faculty		14,264,686				14,264,686
Wages		86,320				86,320
Benefits		3,681,802				3,681,802
Utilities		775,000				775,000
Scholarships	730,001					730,001
Operations and Maintenance	40,026	3,167,439		193,000		3,400,465
Equipment (Capitalized)		20,000				20,000
Debt Service					469,473,545	469,473,545
Total Expense(Less Service Depts)	770,027	21,995,247		193,000	469,473,545	492,431,819
Net Service Departments		18,180,085				18,180,085
Total Expense	770,027	40,175,332		193,000	469,473,545	510,611,904
Transfers						
Retirement of Indebtedness	125,659,981				215,147,129	340,807,110
Other Transfers	125,659,981-	296,901,936-			213,486,417	209,075,500-
Total Transfers		296,901,936-			428,633,546	131,731,610
Net Change in Fund Balance		11,975,768-			40,839,999-	52,815,767-

Form: URGB01 (02/05/85)
Printed on a Xerox 9700 Laser Printing System at the Computing Services Center / Texas A&M University

Form: URGB01 (02/05/85)

Description	Current Funds: Functional and General	Current Funds: Designated	Current Funds: Auxiliary Enterprises	Current Funds: Restricted	Plant Funds	Total

****
* *
* BLANK PAGE *
* *
****

Printed on a Xerox 9700 Laser Printing System at the Computing Services Center / Texas A&M University

Form: URGB01 (02/05/85)

Account	Description	Beginning Balance	Revenues	Net Allocations	Expenditures	Increase (Decrease)	Ending Balance
109004	SCHOLARSHIP SUPPORT						
	Revenue						
	State Approp - Gene		730,001				
	Expense						
	Scholarships				730,001		
	Account Total	0	730,001	0	730,001	0	0
109040	ENDANGERED SPECIES TASKFORCE-GR						
	Revenue						
	State Approp - Gene		40,026				
	Expense						
	Operations and Maintenance				40,026		
	Account Total	0	40,026	0	40,026	0	0

Printed on a Xerox 9700 Laser Printing System at the Computing Services Center / Texas A&M University

Form: URGB01 (02/05/85)

Account	Description	Beginning Balance	Revenues	Net Allocations	Expenditures	Increase (Decrease)	Ending Balance
Functional and General Funds - Board Approved							
	Revenue						
	State Approp - Gene		770,027				
	Expense						
	Scholarships				730,001		
	Operations and Maintenance				40,026		
	Grand Total	0	770,027	0	770,027	0	0

Printed on a Xerox 9700 Laser Printing System at the Computing Services Center / Texas A&M University

Form: URGB01 (02/05/85)

Account	Description	Beginning Balance	Revenues	Net Allocations	Expenditures	Increase (Decrease)	Ending Balance
202400	STAFF COUNCIL OPERATIONS						
	Expense						
	Operations and Maintenance				16,600		
	Account Total	0	0	16,600	16,600	0	0
210010	TAMUS AVAILABLE UNIVERSITY FUND						
	Revenue						
	Available Universit		312,400,000				
	Investment Income		1,400,000				
	Account Total	87,000,000	313,800,000	371,688,749-	0	57,888,749-	29,111,251
215001	AUF - UNALLOCATED BALANCE						
	Account Total	4,800,000	0	1,321,291	0	1,321,291	6,121,291
215010	BOARD OFFICE OPERATIONS						
	Expense						
	Salaries - Non-Faculty				536,324		
	Wages				8,000		
	Benefits				124,343		
	Operations and Maintenance				68,520		
	Account Total	0	0	737,187	737,187	0	0
215020-00000	BOARD OF REGENTS EXPENSE						
	Expense						
	Operations and Maintenance				100,000		
	Account Total	0	0	100,000	100,000	0	0
215050	GENERAL COUNSEL						
	Expense						
	Salaries - Non-Faculty				3,069,918		
	Benefits				701,400		
	Account Total	0	0	3,771,318	3,771,318	0	0
215060	AUF-TREASURY SERVICES						
	Expense						
	Salaries - Non-Faculty				633,399		
	Benefits				125,070		
	Account Total	0	0	758,469	758,469	0	0
215070-00000	OFFICE OF ACADEMIC AFFAIRS						
	Expense						
	Salaries - Non-Faculty				1,094,257		
	Wages				6,000		
	Benefits				213,623		
	Operations and Maintenance				159,700		
	Account Total	0	0	1,473,580	1,473,580	0	0

Printed on a Xerox 9700 Laser Printing System at the Computing Services Center / Texas A&M University

Form: URGB01 (02/05/85)

Account	Description	Beginning Balance	Revenues	Net Allocations	Expenditures	Increase (Decrease)	Ending Balance
215090	SYSTEM OFFICE OF MARKETING & COMMUN						
	Expense						
	Salaries - Non-Faculty				861,331		
	Wages				9,000		
	Benefits				188,891		
	Operations and Maintenance				40,700		
	Account Total	0	0	1,099,922	1,099,922	0	0
215100	STATE RELATIONS						
	Expense						
	Salaries - Non-Faculty				1,308,274		
	Wages				10,000		
	Benefits				158,910		
	Utilities				25,000		
	Operations and Maintenance				89,100		
	Account Total	0	0	1,591,284	1,591,284	0	0
215130	BUSINESS COMPUTING SERVICES						
	Expense						
	Salaries - Non-Faculty				298,495		
	Wages				8,000		
	Benefits				82,429		
	Operations and Maintenance				76,900		
	Equipment (Capitalized)				10,000		
	Account Total	0	0	475,824	475,824	0	0
215170	IFFM PROJECT						
	Expense						
	Operations and Maintenance				125,000		
	Account Total	0	0	125,000	125,000	0	0
215220	MERIT INCREASES - AUF						
	Expense						
	Operations and Maintenance				465,000		
	Account Total	0	0	465,000	465,000	0	0
215230	GIP - RETIREES						
	Expense						
	Benefits				750,000		
	Account Total	0	0	750,000	750,000	0	0
215280	PROCUREMENT SERVICES						
	Expense						
	Salaries - Non-Faculty				256,960		
	Wages				1,500		
	Benefits				72,403		
	Operations and Maintenance				11,500		
	Account Total	0	0	342,363	342,363	0	0

Printed on a Xerox 9700 Laser Printing System at the Computing Services Center / Texas A&M University

Form: URGB01 (02/05/85)

Account	Description	Beginning Balance	Revenues	Net Allocations	Expenditures	Increase (Decrease)	Ending Balance
215300	BUILDING OPERATIONS - TAMUS						
	Expense						
	Utilities				300,000		
	Operations and Maintenance				116,000		
	Account Total	0	0	416,000	416,000	0	0
215340	CIS CHARGES						
	Expense						
	Operations and Maintenance				181,937		
	Account Total	0	0	181,937	181,937	0	0
215350	TTVN CHARGES						
	Expense						
	Operations and Maintenance				58,058		
	Account Total	0	0	58,058	58,058	0	0
215460	TAMU INFRASTRUCTURE ASSESSMENT						
	Expense						
	Utilities				450,000		
	Operations and Maintenance				525,000		
	Account Total	0	0	975,000	975,000	0	0
215530	AUF-FAMIS SERVICES						
	Expense						
	Salaries - Non-Faculty				1,655,768		
	Wages				2,720		
	Benefits				447,315		
	Operations and Maintenance				25,500		
	Account Total	0	0	2,131,303	2,131,303	0	0
215540	AUF HUMAN RESOURCES SERVICES						
	Expense						
	Salaries - Non-Faculty				139,200		
	Wages				6,000		
	Benefits				28,082		
	Operations and Maintenance				13,500		
	Account Total	0	0	186,782	186,782	0	0
215570	AUF-FEDERAL RELATIONS						
	Expense						
	Salaries - Non-Faculty				726,645		
	Wages				5,000		
	Benefits				97,678		
	Operations and Maintenance				305,000		
	Account Total	0	0	1,134,323	1,134,323	0	0

Printed on a Xerox 9700 Laser Printing System at the Computing Services Center / Texas A&M University

Form: URGB01 (02/05/85)

Account	Description	Beginning Balance	Revenues	Net Allocations	Expenditures	Increase (Decrease)	Ending Balance
215580	CHIEF INFORMATION OFFICER						
	Expense						
	Salaries - Non-Faculty				825,786		
	Benefits				126,471		
	Operations and Maintenance				16,000		
	Account Total	0	0	968,257	968,257	0	0
215615	VICE CHANCELLOR FOR RESEARCH						
	Expense						
	Salaries - Non-Faculty				824,728		
	Wages				2,600		
	Benefits				149,842		
	Operations and Maintenance				94,000		
	Account Total	0	0	1,071,170	1,071,170	0	0
215645	ASSESSMENTS TO SYSTEM OFFICES						
	Expense						
	Operations and Maintenance				277,924		
	Account Total	0	0	277,924	277,924	0	0
215650	BUSINESS AFFAIRS						
	Expense						
	Salaries - Non-Faculty				550,309		
	Benefits				87,105		
	Operations and Maintenance				12,000		
	Account Total	0	0	649,414	649,414	0	0
215700	EXECUTIVE VICE CHANCELLOR & CFO-AUF						
	Expense						
	Salaries - Non-Faculty				262,180		
	Benefits				18,363		
	Account Total	0	0	280,543	280,543	0	0
220001	SPECIAL MINERAL FUND 0096 - CCP						
	Revenue						
	Investment Income		7,000,000				
	Account Total	5,400,000	7,000,000	6,388,176-	0	611,824	6,011,824
220500	SMF - UNALLOCATED BALANCE						
	Expense						
	Operations and Maintenance				50,000		
	Account Total	800,000	0	1,593,511	50,000	1,543,511	2,343,511

Printed on a Xerox 9700 Laser Printing System at the Computing Services Center / Texas A&M University

Form: URGB01 (02/05/85)

Account	Description	Beginning Balance	Revenues	Net Allocations	Expenditures	Increase (Decrease)	Ending Balance
220520	GENERAL COUNSEL-SMF LOCAL						
	Expense						
	Salaries - Non-Faculty				376,041		
	Wages				27,500		
	Benefits				121,850		
	Operations and Maintenance				198,500		
	Equipment (Capitalized)				10,000		
	Account Total	0	0	733,891	733,891	0	0
220540-00000	SYSTEM ETHICS & COMPL OFF SMF-LOCAL						
	Expense						
	Salaries - Non-Faculty				494,652		
	Benefits				107,235		
	Operations and Maintenance				50,000		
	Account Total	0	0	651,887	651,887	0	0
220580	CHANCELLOR'S OFFICE OPERATIONS-SMF						
	Expense						
	Salaries - Non-Faculty				350,419		
	Benefits				80,792		
	Operations and Maintenance				89,500		
	Account Total	0	0	520,711	520,711	0	0
250110	MEDICARE PART D SUBSIDY						
	Revenue						
	Contracts and Grant		4,001,500				
	Expense						
	Operations and Maintenance				1,500		
	Account Total	0	4,001,500	4,000,000-	1,500	0	0
279000	INVESTMENT INCOME						
	Revenue						
	Investment Income		300,000				
	Account Total	4,700,000	300,000	623,600-	0	323,600-	4,376,400

Printed on a Xerox 9700 Laser Printing System at the Computing Services Center / Texas A&M University

Form: URGB01 (02/05/85)

Account	Description	Beginning Balance	Revenues	Net Allocations	Expenditures	Increase (Decrease)	Ending Balance
Designated Funds - Board Approved							
	Revenue						
	Available Universit		312,400,000				
	Contracts and Grant		4,001,500				
	Investment Income		8,700,000				
	Expense						
	Salaries - Non-Faculty				14,264,686		
	Wages				86,320		
	Benefits				3,681,802		
	Utilities				775,000		
	Operations and Maintenance				3,167,439		
	Equipment (Capitalized)				20,000		
	Grand Total	102,700,000	325,101,500	357,841,976-	21,995,247	54,735,723-	47,964,277

Printed on a Xerox 9700 Laser Printing System at the Computing Services Center / Texas A&M University

Form: URGB01 (02/05/85)

Account	Description	Beginning Balance	Revenues	Net Allocations	Expenditures	Increase (Decrease)	Ending Balance
250050	GROUP HEALTH/DENTAL ESR						
	Account Total	92,700,000	0	24,402,741-	0	24,402,741-	68,297,259
250070	FLEXIBLE SPENDING ACCOUNT						
	Expense						
	Operations and Maintenance				193,541		
	Account Total	300,000	0	0	193,541	193,541-	106,459
250090	BASIC LIFE RESERVE						
	Expense						
	Benefits				4,000		
	Account Total	2,000,000	0	0	4,000	4,000-	1,996,000
250100	OPTIONAL/DEPENDENT LIFE RESERVE						
	Expense						
	Benefits				60,000		
	Account Total	650,000	0	0	60,000	60,000-	590,000
250150	SYSTEM-WIDE VALUE ADDED PROGRAMS						
	Expense						
	Operations and Maintenance				3,073,848		
	Account Total	0	0	3,073,848	3,073,848	0	0
260040-00000	TAMUS - SELF INSURED HEALTH/DENTAL						
	Revenue						
	Other Operating Inc		335,955,250				
	Expense						
	Operations and Maintenance				11,082,451		
	Claims and Losses				341,206,036		
	Account Total	0	335,955,250	16,333,237	352,288,487	0	0
260100	LUMP SUM PAYMENT RESERVE						
	Revenue						
	Sales and Services		250,000				
	Account Total	200,000	250,000	0	0	250,000	450,000
260500	HEALTH PLAN ADMINISTRATION						
	Expense						
	Salaries - Non-Faculty				657,957		
	Benefits				182,557		
	Operations and Maintenance				88,000		
	Account Total	0	0	928,514	928,514	0	0
261010	WORKER'S COMPENSATION INSURANCE						
	Revenue						
	Other Operating Inc		4,900,000				
	Expense						
	Claims and Losses				2,500,000		
	Account Total	2,400,000	4,900,000	1,587,287-	2,500,000	812,713	3,212,713

Printed on a Xerox 9700 Laser Printing System at the Computing Services Center / Texas A&M University

Form: URGB01 (02/05/85)

Account	Description	Beginning Balance	Revenues	Net Allocations	Expenditures	Increase (Decrease)	Ending Balance
261030	RMS ADMINISTRATION						
	Expense						
	Salaries - Non-Faculty				892,925		
	Wages				38,000		
	Benefits				235,435		
	Operations and Maintenance				297,000		
	Account Total	0	0	1,463,360	1,463,360	0	0
261200	PROPERTY INSURANCE						
	Revenue						
	Other Operating Inc		2,400,000				
	Expense						
	Operations and Maintenance				500,000		
	Claims and Losses				2,000,000		
	Account Total	7,500,000	2,400,000	715,511-	2,500,000	815,511-	6,684,489
261300	AUTO INSURANCE						
	Revenue						
	Other Operating Inc		300,000				
	Expense						
	Claims and Losses				300,000		
	Account Total	1,000,000	300,000	0	300,000	0	1,000,000
261400	MALPRACTICE INSURANCE						
	Revenue						
	Other Operating Inc		200,000				
	Account Total	690,000	200,000	0	0	200,000	890,000
270010	SYSTEM AIRCRAFT						
	Revenue						
	Sales and Services		200,000				
	Expense						
	Salaries - Non-Faculty				373,718		
	Wages				32,850		
	Benefits				73,024		
	Utilities				5,000		
	Operations and Maintenance				525,000		
	Account Total	0	200,000	809,592	1,009,592	0	0
270040	SAGO POSTAL SERVICES						
	Expense						
	Operations and Maintenance				30,000		
	Account Total	0	0	30,000	30,000	0	0
271001-00000	SAGO SERVICES - REVENUES						
	Revenue						
	Sales and Services		10,352,789				
	Account Total	900,000	10,352,789	10,871,474-	0	518,685-	381,315

Printed on a Xerox 9700 Laser Printing System at the Computing Services Center / Texas A&M University

Form: URGB01 (02/05/85)

Account	Description	Beginning Balance	Revenues	Net Allocations	Expenditures	Increase (Decrease)	Ending Balance
271010	ADMINISTRATIVE OVERSIGHT ACCOUNT						
	Expense						
	Wages				19,000		
	Operations and Maintenance				100,000		
	Account Total	0	0	119,000	119,000	0	0
271030	FAMIS SERVICES						
	Expense						
	Salaries - Non-Faculty				42,019		
	Wages				5,000		
	Benefits				14,202		
	Operations and Maintenance				1,000		
	Account Total	0	0	62,221	62,221	0	0
271050	HUMAN RESOURCES ADMINISTRATION						
	Expense						
	Operations and Maintenance				6,000		
	Account Total	0	0	6,000	6,000	0	0
271060	CHANCELLOR'S SALARY						
	Expense						
	Salaries - Non-Faculty				900,000		
	Benefits				94,464		
	Account Total	0	0	994,464	994,464	0	0
271070	EXECUTIVE VICE CHANCELLOR & CFO						
	Expense						
	Salaries - Non-Faculty				70,909		
	Wages				5,460		
	Benefits				12,046		
	Operations and Maintenance				30,000		
	Account Total	0	0	118,415	118,415	0	0
271080-00000	TREASURY SERVICES						
	Expense						
	Salaries - Non-Faculty				210,738		
	Wages				19,000		
	Benefits				60,518		
	Operations and Maintenance				107,250		
	Account Total	0	0	397,506	397,506	0	0
271100	SYSTEM INTERNAL AUDIT						
	Expense						
	Salaries - Non-Faculty				2,749,395		
	Wages				8,500		
	Benefits				691,364		
	Operations and Maintenance				182,200		
	Account Total	0	0	3,631,459	3,631,459	0	0

Printed on a Xerox 9700 Laser Printing System at the Computing Services Center / Texas A&M University

Form: URGB01 (02/05/85)

Account	Description	Beginning Balance	Revenues	Net Allocations	Expenditures	Increase (Decrease)	Ending Balance
271160	FEDERAL RELATIONS						
	Expense						
	Salaries - Non-Faculty				60,248		
	Benefits				19,547		
	Operations and Maintenance				40,000		
	Account Total	0	0	119,795	119,795	0	0
271180	BUILDING OPERATIONS - LOCAL						
	Expense						
	Salaries - Non-Faculty				108,395		
	Wages				15,000		
	Benefits				39,637		
	Operations and Maintenance				10,000		
	Account Total	0	0	173,032	173,032	0	0
271200	ENTERPRISE SOFTWARE INITIATIVES						
	Expense						
	Salaries - Non-Faculty				1,386,630		
	Wages				1,000		
	Benefits				300,800		
	Operations and Maintenance				89,750		
	Equipment (Capitalized)				30,000		
	Account Total	0	0	1,808,180	1,808,180	0	0
271220	DOCUMENT IMAGING SYSTEM						
	Expense						
	Operations and Maintenance				100,000		
	Account Total	0	0	100,000	100,000	0	0
271260	SERVICES-INFORMATION TECHNOLOGY						
	Expense						
	Salaries - Non-Faculty				49,206		
	Benefits				15,341		
	Operations and Maintenance				5,000		
	Account Total	0	0	69,547	69,547	0	0
271270	SVCS-RESEARCH OFFICE						
	Expense						
	Operations and Maintenance				31,350		
	Account Total	0	0	31,350	31,350	0	0
271300-00000	SYSTEM ETHICS & COMPL OFF - ASSESS						
	Expense						
	Salaries - Non-Faculty				120,423		
	Benefits				34,216		
	Operations and Maintenance				37,000		
	Account Total	0	0	191,639	191,639	0	0

Printed on a Xerox 9700 Laser Printing System at the Computing Services Center / Texas A&M University

Form: URGB01 (02/05/85)

Account	Description	Beginning Balance	Revenues	Net Allocations	Expenditures	Increase (Decrease)	Ending Balance
271400-00000	SERVICES - BOARD OF REGENTS						
	Expense						
	Wages				30,000		
	Operations and Maintenance				70,000		
	Account Total	0	0	100,000	100,000	0	0
271440	SVCS - ACADEMIC AFFAIRS						
	Expense						
	Salaries - Non-Faculty				53,360		
	Wages				6,000		
	Benefits				15,990		
	Operations and Maintenance				19,000		
	Account Total	0	0	94,350	94,350	0	0
271470	SERVICES - STATE RELATIONS						
	Expense						
	Wages				5,000		
	Operations and Maintenance				20,000		
	Account Total	0	0	25,000	25,000	0	0
271510	SVCS - CHANC STUDENT ADISORY BOARD						
	Expense						
	Operations and Maintenance				2,000		
	Account Total	0	0	2,000	2,000	0	0
271560	SERVICES - SYS OFCE OF MRKTG & COMM						
	Expense						
	Salaries - Non-Faculty				65,480		
	Wages				3,000		
	Benefits				17,944		
	Operations and Maintenance				27,500		
	Account Total	0	0	113,924	113,924	0	0
271600	GIP - SAGO RETIREES						
	Expense						
	Benefits				300,000		
	Account Total	0	0	300,000	300,000	0	0
271690	BUDGETS & ACCOUNTING						
	Expense						
	Salaries - Non-Faculty				1,815,718		
	Wages				20,000		
	Benefits				410,604		
	Operations and Maintenance				219,600		
	Account Total	0	0	2,465,922	2,465,922	0	0

Printed on a Xerox 9700 Laser Printing System at the Computing Services Center / Texas A&M University

Form: URGB01 (02/05/85)

Account	Description	Beginning Balance	Revenues	Net Allocations	Expenditures	Increase (Decrease)	Ending Balance
271730-00000	BUSINESS AFFAIRS						
	Expense						
	Operations and Maintenance				3,000		
	Account Total	0	0	3,000	3,000	0	0
271740	HUB & PROCUREMENT SERVICES						
	Expense						
	Operations and Maintenance				2,000		
	Account Total	0	0	2,000	2,000	0	0
271990	MERIT INCREASES - ASSESSMENTS						
	Expense						
	Operations and Maintenance				290,000		
	Account Total	0	0	290,000	290,000	0	0
271995	INFORMATION SECURITY OFFICER						
	Expense						
	Operations and Maintenance				10,000		
	Account Total	0	0	10,000	10,000	0	0
272010-00000	SYSTEM INITIATIVES - LOCAL						
	Expense						
	Operations and Maintenance				1,007,000		
	Account Total	0	0	1,007,000	1,007,000	0	0
273001-00000	FACILITIES PLANNING & CONSTRUCTION						
	Revenue						
	Sales and Services		11,640,541				
	Expense						
	Salaries - Non-Faculty				3,942,679		
	Wages				90,000		
	Benefits				1,002,734		
	Operations and Maintenance				2,756,106		
	Account Total	7,000,000	11,640,541	545,353-	7,791,519	3,303,669	10,303,669

Printed on a Xerox 9700 Laser Printing System at the Computing Services Center / Texas A&M University

Form: URGB01 (02/05/85)

Account	Description	Beginning Balance	Revenues	Net Allocations	Expenditures	Increase (Decrease)	Ending Balance
Designated Service Departments - Board Approved							
	Revenue						
	Sales and Services		22,443,330				
	Other Operating Inc		343,755,250				
	Expense						
	Salaries - Non-Faculty				13,499,800		
	Wages				297,810		
	Benefits				3,584,423		
	Utilities				5,000		
	Operations and Maintenance				20,955,596		
	Claims and Losses				346,006,036		
	Equipment (Capitalized)				30,000		
	Grand Total	115,340,000	366,198,580	3,248,011-	384,378,665	21,428,096-	93,911,904

Printed on a Xerox 9700 Laser Printing System at the Computing Services Center / Texas A&M University

Form: URGB01 (02/05/85)

Account	Description	Beginning Balance	Revenues	Net Allocations	Expenditures	Increase (Decrease)	Ending Balance

****
* *
* BLANK PAGE *
* *
****

Printed on a Xerox 9700 Laser Printing System at the Computing Services Center / Texas A&M University

Form: URGB01 (02/05/85)

Account	Description	Beginning Balance	Revenues	Net Allocations	Expenditures	Increase (Decrease)	Ending Balance

This section not used.

Printed on a Xerox 9700 Laser Printing System at the Computing Services Center / Texas A&M University

Form: URGB01 (02/05/85)

Account	Description	Beginning Balance	Revenues	Net Allocations	Expenditures	Increase (Decrease)	Ending Balance

****
* *
* BLANK PAGE *
* *
****

Printed on a Xerox 9700 Laser Printing System at the Computing Services Center / Texas A&M University

Form: URGB01 (02/05/85)

Account	Description	Beginning Balance	Revenues	Net Allocations	Expenditures	Increase (Decrease)	Ending Balance
610001	INST DEV - REVENUE						
	Revenue						
	Gifts		93,000				
	Account Total	0	93,000	93,000-	0	0	0
610002	INST DEV-BOR-REVENUE						
	Revenue						
	Gifts		100,000				
	Account Total	0	100,000	100,000-	0	0	0
610020-00000	INST DEV - BOARD OF REGENTS						
	Expense						
	Operations and Maintenance				100,000		
	Account Total	0	0	100,000	100,000	0	0
610070	INST DEV - CHANCELLOR						
	Expense						
	Operations and Maintenance				73,000		
	Account Total	0	0	73,000	73,000	0	0
610220-00000	INST DEV - CHAN SPECIAL INITIATIVES						
	Expense						
	Operations and Maintenance				20,000		
	Account Total	0	0	20,000	20,000	0	0

Printed on a Xerox 9700 Laser Printing System at the Computing Services Center / Texas A&M University

Form: URGB01 (02/05/85)

Account	Description	Beginning Balance	Revenues	Net Allocations	Expenditures	Increase (Decrease)	Ending Balance
Restricted Funds - Board Approved							
	Revenue						
	Gifts		193,000				
	Expense						
	Operations and Maintenance				193,000		
	Grand Total	0	193,000	0	193,000	0	0

Printed on a Xerox 9700 Laser Printing System at the Computing Services Center / Texas A&M University

Form: URGB01 (02/05/85)

Account	Description	Beginning Balance	Revenues	Net Allocations	Expenditures	Increase (Decrease)	Ending Balance
885350	RFS BONDS 2009 - LOCAL						
	Expense						
	Debt Service				11,613,880		
	Account Total	0	0	11,613,880	11,613,880	0	0
885354	RFS BONDS 2009 - TR (95790)						
	Expense						
	Debt Service				13,822,075		
	Account Total	0	0	13,822,075	13,822,075	0	0
885355	RFS BONDS 2009 - HEF						
	Expense						
	Debt Service				1,400,300		
	Account Total	0	0	1,400,300	1,400,300	0	0
885359	RFS BONDS 2009 - GR						
	Expense						
	Debt Service				1,816,535		
	Account Total	0	0	1,816,535	1,816,535	0	0
885360	RFS NOTE-2007 TIPS PROJECT-LOCAL						
	Expense						
	Debt Service				358,696		
	Account Total	0	0	358,696	358,696	0	0
885370	RFS BONDS 2010 - LOCAL						
	Expense						
	Debt Service				8,039,260		
	Account Total	0	0	8,039,260	8,039,260	0	0
885374	RFS BONDS 2010 - TR (95790)						
	Expense						
	Debt Service				7,847,753		
	Account Total	0	0	7,847,753	7,847,753	0	0
885375	RFS BONDS 2010 - HEF						
	Expense						
	Debt Service				683,500		
	Account Total	0	0	683,500	683,500	0	0
885380	RFS BONDS 2011 - LOCAL						
	Expense						
	Debt Service				5,099,132		
	Account Total	0	0	5,099,132	5,099,132	0	0
885386	RFS BONDS 2011 - SMF						
	Expense						
	Debt Service				38,850		
	Account Total	0	0	38,850	38,850	0	0

Printed on a Xerox 9700 Laser Printing System at the Computing Services Center / Texas A&M University

Form: URGB01 (02/05/85)

Account	Description	Beginning Balance	Revenues	Net Allocations	Expenditures	Increase (Decrease)	Ending Balance
885390	RFS BONDS 2013 - LOCAL						
	Expense						
	Debt Service				10,248,850		
	Account Total	0	0	10,248,850	10,248,850	0	0
885394	RFS BONDS 2013 - TR APPN (95790)						
	Expense						
	Debt Service				4,605,650		
	Account Total	0	0	4,605,650	4,605,650	0	0
885396	RFS BONDS 2013 - SMF						
	Expense						
	Debt Service				172,500		
	Account Total	0	0	172,500	172,500	0	0
885500	RFS BONDS TAXABLE 2013C -LOCAL						
	Expense						
	Debt Service				11,342,954		
	Account Total	0	0	11,342,954	11,342,954	0	0
885510	RFS BONDS 2013D - LOCAL						
	Expense						
	Debt Service				8,384,250		
	Account Total	0	0	8,384,250	8,384,250	0	0
885530	RFS BONDS 2015AB - LOCAL						
	Expense						
	Debt Service				4,814,404		
	Account Total	0	0	4,814,404	4,814,404	0	0
885534	RFS BONDS 2015AB - TR (95790)						
	Expense						
	Debt Service				6,135,104		
	Account Total	0	0	6,135,104	6,135,104	0	0
885535	RFS BONDS 2015AB - HEF						
	Expense						
	Debt Service				252,800		
	Account Total	0	0	252,800	252,800	0	0
885540	RFS BONDS 2015C - LOCAL						
	Expense						
	Debt Service				18,158,368		
	Account Total	0	0	18,158,368	18,158,368	0	0
885545	RFS BONDS TAXABLE 2015C - HEF						
	Expense						
	Debt Service				1,500,276		
	Account Total	0	0	1,500,276	1,500,276	0	0

Printed on a Xerox 9700 Laser Printing System at the Computing Services Center / Texas A&M University

Form: URGB01 (02/05/85)

Account	Description	Beginning Balance	Revenues	Net Allocations	Expenditures	Increase (Decrease)	Ending Balance
885546	RFS BONDS TAXABLE 2015C - SMF						
	Expense						
	Debt Service				69,037		
	Account Total	0	0	69,037	69,037	0	0
885550	RFS BONDS TAXABLE 2015D - LOCAL						
	Expense						
	Debt Service				4,006,468		
	Account Total	0	0	4,006,468	4,006,468	0	0
885560	RFS BONDS TAXABLE 2016AB - LOCAL						
	Expense						
	Debt Service				28,652,289		
	Account Total	0	0	28,652,289	28,652,289	0	0
885561	RFS BONDS TAXABLE 2016AB - AUF						
	Expense						
	Debt Service				2,248,585		
	Account Total	0	0	2,248,585	2,248,585	0	0
885564	RFS BONDS TAXABLE 2016AB-TR (95790)						
	Expense						
	Debt Service				349,386		
	Account Total	0	0	349,386	349,386	0	0
885565	RFS BONDS TAXABLE 2016AB - HEF						
	Expense						
	Debt Service				300,019		
	Account Total	0	0	300,019	300,019	0	0
885570	RFS BONDS 2016C-LOCAL						
	Expense						
	Debt Service				3,896,450		
	Account Total	0	0	3,896,450	3,896,450	0	0
885574	RFS BONDS 2016C-TR(95790)						
	Expense						
	Debt Service				5,566,100		
	Account Total	0	0	5,566,100	5,566,100	0	0
885579	RFS BONDS 2016C-GR						
	Expense						
	Debt Service				79,300		
	Account Total	0	0	79,300	79,300	0	0
885580	RFS BONDS TAXABLE 2016D-LOCAL						
	Expense						
	Debt Service				1,092,002		
	Account Total	0	0	1,092,002	1,092,002	0	0

Printed on a Xerox 9700 Laser Printing System at the Computing Services Center / Texas A&M University

Form: URGB01 (02/05/85)

Account	Description	Beginning Balance	Revenues	Net Allocations	Expenditures	Increase (Decrease)	Ending Balance
885584	RFS BONDS TAXABLE 2016D-TR(95790)						
	Expense						
	Debt Service				821,244		
	Account Total	0	0	821,244	821,244	0	0
885589	RFS BONDS TAXABLE 2016D-GR						
	Expense						
	Debt Service				6,538,075		
	Account Total	0	0	6,538,075	6,538,075	0	0
885590	RFS BONDS 2016E-LOCAL						
	Expense						
	Debt Service				4,464,750		
	Account Total	0	0	4,464,750	4,464,750	0	0
885594	RFS BONDS 2016E-TR(95790)						
	Expense						
	Debt Service				885,350		
	Account Total	0	0	885,350	885,350	0	0
885595	RFS BONDS 2016E-HEF						
	Expense						
	Debt Service				581,650		
	Account Total	0	0	581,650	581,650	0	0
885604	RFS BONDS TAXABLE 2017A - TR(95790)						
	Expense						
	Debt Service				31,042,653		
	Account Total	0	0	31,042,653	31,042,653	0	0
885610	RFS BONDS TAXABLE 2017B-LOCAL						
	Expense						
	Debt Service				537,216		
	Account Total	0	0	537,216	537,216	0	0
885614	RFS BONDS TAXABLE 2017B-TR (95790)						
	Expense						
	Debt Service				33,444,065		
	Account Total	0	0	33,444,065	33,444,065	0	0
885620	RFS BONDS 2017C - LOCAL						
	Expense						
	Debt Service				2,343,928		
	Account Total	0	0	2,343,928	2,343,928	0	0
885624	RFS BONDS 2017C - TR (95790)						
	Expense						
	Debt Service				1,749,040		
	Account Total	0	0	1,749,040	1,749,040	0	0

Printed on a Xerox 9700 Laser Printing System at the Computing Services Center / Texas A&M University

Form: URGB01 (02/05/85)

Account	Description	Beginning Balance	Revenues	Net Allocations	Expenditures	Increase (Decrease)	Ending Balance
885625	RFS BONDS 2017C - HEF						
	Expense						
	Debt Service				749,082		
	Account Total	0	0	749,082	749,082	0	0
885630	RFS BONDS TAXABLE 2017D - LOCAL						
	Expense						
	Debt Service				6,369,634		
	Account Total	0	0	6,369,634	6,369,634	0	0
885631	RFS BONDS TAXABLE 2017D - AUF						
	Expense						
	Debt Service				2,993,227		
	Account Total	0	0	2,993,227	2,993,227	0	0
885640	RFS BONDS 2017E - LOCAL						
	Expense						
	Debt Service				13,011,456		
	Account Total	0	0	13,011,456	13,011,456	0	0
885645	RFS BONDS 2017E - HEF						
	Expense						
	Debt Service				37,174		
	Account Total	0	0	37,174	37,174	0	0
885646	RFS BONDS 2017E - SMF						
	Expense						
	Debt Service				92,789		
	Account Total	0	0	92,789	92,789	0	0
885649	RFS BONDS 2017E - GR						
	Expense						
	Debt Service				2,923,650		
	Account Total	0	0	2,923,650	2,923,650	0	0
888270	PUF BONDS, SERIES 1998						
	Expense						
	Debt Service				3,818,725		
	Account Total	0	0	3,818,725	3,818,725	0	0
888274	PUF BONDS, SERIES 2009AB-DEBT SERV						
	Expense						
	Debt Service				16,093,807		
	Account Total	0	0	16,093,807	16,093,807	0	0
888275	PUF BONDS, SERIES 2011						
	Expense						
	Debt Service				2,946,600		
	Account Total	0	0	2,946,600	2,946,600	0	0

Printed on a Xerox 9700 Laser Printing System at the Computing Services Center / Texas A&M University

Form: URGB01 (02/05/85)

Account	Description	Beginning Balance	Revenues	Net Allocations	Expenditures	Increase (Decrease)	Ending Balance
888276	PUF BONDS, SERIES 2012						
	Expense						
	Debt Service				22,326,914		
	Account Total	0	0	22,326,914	22,326,914	0	0
888277	PUF BONDS, SERIES 2013						
	Expense						
	Debt Service				12,332,650		
	Account Total	0	0	12,332,650	12,332,650	0	0
888278	PUF BONDS, SERIES 2015A						
	Expense						
	Debt Service				6,706,176		
	Account Total	0	0	6,706,176	6,706,176	0	0
888279	PUF BONDS, TAXABLE SERIES 2015B						
	Expense						
	Debt Service				11,089,381		
	Account Total	0	0	11,089,381	11,089,381	0	0
888280	PUF CP DEBT SERVICE						
	Expense						
	Debt Service				750,000		
	Account Total	0	0	750,000	750,000	0	0
888281	PUF CP TAXABLE						
	Expense						
	Debt Service				32,519,467		
	Account Total	0	0	32,519,467	32,519,467	0	0
888282	PUF BONDS, SERIES 2017A						
	Expense						
	Debt Service				3,633,850		
	Account Total	0	0	3,633,850	3,633,850	0	0
888283	PUF BONDS, TAXABLE SERIES 2017B						
	Expense						
	Debt Service				11,355,952		
	Account Total	0	0	11,355,952	11,355,952	0	0
888500	RFS COMMERCIAL PAPER EXP						
	Expense						
	Debt Service				43,431,625		
	Account Total	0	0	43,431,625	43,431,625	0	0
888501-00000	RFS CP EXPENSE - AUF						
	Expense						
	Debt Service				840,000		
	Account Total	0	0	840,000	840,000	0	0

Printed on a Xerox 9700 Laser Printing System at the Computing Services Center / Texas A&M University

Form: URGB01 (02/05/85)

Account	Description	Beginning Balance	Revenues	Net Allocations	Expenditures	Increase (Decrease)	Ending Balance
888505	RFS COMMERCIAL PAPER - HEF						
	Expense						
	Debt Service				2,529,200		
	Account Total	0	0	2,529,200	2,529,200	0	0
888700	TAXABLE RFS CP EXPENSES						
	Expense						
	Debt Service				27,748,442		
	Account Total	0	0	27,748,442	27,748,442	0	0
888701	TAXABLE RFS CP-AUF						
	Expense						
	Debt Service				171,000		
	Account Total	0	0	171,000	171,000	0	0

Printed on a Xerox 9700 Laser Printing System at the Computing Services Center / Texas A&M University

Form: URGB01 (02/05/85)

Account	Description	Beginning Balance	Revenues	Net Allocations	Expenditures	Increase (Decrease)	Ending Balance
Plant Funds - Board Approved							
Expense							
Debt Service					469,473,545		
Grand Total		0	0	469,473,545	469,473,545	0	0

Printed on a Xerox 9700 Laser Printing System at the Computing Services Center / Texas A&M University

Form: URGB01 (02/05/85)

CC	Account	Transaction Description	- Offset - CC	Account	Amount	Actual Entry From CC	From Account	To CC	To Account	Feed	Mand
01	011201	TUITION REVENUE-TAMU-DEBT SERVICE									
		FY19 TUITION REVENUE BONDS	02	011180	8,380,110.00	02	011180	01	011201	N	Y
		DEBT SERVICE TRB	01	088535	1,353,115.00-	01	011201	01	088535	N	Y
		DEBT SERVICE TRB	01	088537	193,000.00-	01	011201	01	088537	N	Y
		DEBT SERVICE TRB	01	088557	540,550.00-	01	011201	01	088557	N	Y
		DEBT SERVICE TRB	01	088559	171,850.00-	01	011201	01	088559	N	Y
		DEBT SERVICE TRB	01	088560	6,018,195.00-	01	011201	01	088560	N	Y
		DEBT SERVICE TRB	01	088562	103,400.00-	01	011201	01	088562	N	Y
		** Decrease in Fund Balance **			0.00						
01	011202	TUITION REVENUE-TAMUCC-DEBT SERVICE									
		RFS ISLAND HALL	15	010000	1,348,350.00	15	010000	01	011202	N	Y
		RFS LIFE SCIENCES RSRCH & ENGR	15	010000	4,814,556.00	15	010000	01	011202	N	Y
		RFS ISLAND HALL	15	010000	711,350.00	15	010000	01	011202	N	Y
		RFS REFUNDING CLASSROOM/LAB	15	010000	873,438.00	15	010000	01	011202	N	Y
		RFS HARTE	15	010000	685,306.00	15	010000	01	011202	N	Y
		RFS HARTE	15	010000	692,300.00	15	010000	01	011202	N	Y
		RFS PAC	15	010000	415,999.00	15	010000	01	011202	N	Y
		RFS PAC	15	010000	416,000.00	15	010000	01	011202	N	Y
		RFS PAC	15	010000	20,891.00	15	010000	01	011202	N	Y
		RFS HARTE	15	010000	34,060.00	15	010000	01	011202	N	Y
		DEBT SERVICE TRB	01	088535	1,348,350.00-	01	011202	01	088535	N	Y
		DEBT SERVICE TRB	01	088537	1,101,305.00-	01	011202	01	088537	N	Y
		DEBT SERVICE TRB	01	088539	1,108,300.00-	01	011202	01	088539	N	Y
		DEBT SERVICE TRB	01	088553	873,438.00-	01	011202	01	088553	N	Y
		DEBT SERVICE TRB	01	088557	711,350.00-	01	011202	01	088557	N	Y
		DEBT SERVICE TRB	01	088560	4,814,556.00-	01	011202	01	088560	N	Y
		DEBT SERVICE TRB	01	088561	54,951.00-	01	011202	01	088561	N	Y
		** Decrease in Fund Balance **			0.00						
01	011203	TUITION REVENUE-TAMIU-DEBT SERVICE									
		RFS BONDS,SERIES 2017C SEP18	16	010004	25,230.00	16	010004	01	011203	N	Y
		RFS BONDS,SERIES 2016C SEP18	16	010004	381,200.00	16	010004	01	011203	N	Y
		RFS BONDS,SERIES 2015AB SEP18	16	010004	727,588.00	16	010004	01	011203	N	Y
		RFS BONDS,SERIES 2010AB SEP18	16	010004	778,642.00	16	010004	01	011203	N	Y
		RFS BONDS,SERIES 2013AB SEP18	16	010004	781,800.00	16	010004	01	011203	N	Y
		RFS BONDS,SERIES 2009A SEP18	16	010004	1,031,960.00	16	010004	01	011203	N	Y
		RFS BONDS,SERIES 2017A SEP18	16	010004	4,429,391.00	16	010004	01	011203	N	Y
		RFS BONDS,SERIES 2016D SEP18	16	010004	156,761.00	16	010004	01	011203	N	Y
		RFS BONDS,SERIES 2009A SEP18	16	010004	167,130.00	16	010004	01	011203	N	Y
		RFS BONDS,SERIES 2010AB SEP18	16	010004	49,500.00	16	010004	01	011203	N	Y
		RFS BONDS,SERIES 2016C SEP18	16	010004	88,350.00	16	010004	01	011203	N	Y
		RFS BONDS,SERIES 2017B SEP18	16	010004	39,215.00	16	010004	01	011203	N	Y
		DEBT SERVICE TRB	01	088535	1,199,090.00-	01	011203	01	088535	N	Y
		DEBT SERVICE TRB	01	088537	828,142.00-	01	011203	01	088537	N	Y
		DEBT SERVICE TRB	01	088539	781,800.00-	01	011203	01	088539	N	Y
		DEBT SERVICE TRB	01	088553	727,588.00-	01	011203	01	088553	N	Y

Printed on a Xerox 9700 Laser Printing System at the Computing Services Center / Texas A&M University

Form: URGB01 (02/05/85)

CC	Account	Transaction Description	Offset CC	Offset Account	Amount	Actual Entry From CC	From Account	Actual Entry To CC	To Account	Feed	Mand
01	011203	TUITION REVENUE-TAMIU-DEBT SERVICE									
		DEBT SERVICE TRB	01	088557	469,550.00-	01	011203	01	088557	N	Y
		DEBT SERVICE TRB	01	088558	156,761.00-	01	011203	01	088558	N	Y
		DEBT SERVICE TRB	01	088560	4,429,391.00-	01	011203	01	088560	N	Y
		DEBT SERVICE TRB	01	088561	39,215.00-	01	011203	01	088561	N	Y
		DEBT SERVICE TRB	01	088562	25,230.00-	01	011203	01	088562	N	Y
		** Decrease in Fund Balance **			0.00						
01	011204	TUITION REVENUE-TAMUK-DEBT SERVICE									
		TRB DEBT SERVICE TRANSFER	17	011995	6,619,959.00	17	011995	01	011204	N	Y
		DEBT SERVICE TRB	01	088535	407,550.00-	01	011204	01	088535	N	Y
		DEBT SERVICE TRB	01	088537	575,823.00-	01	011204	01	088537	N	Y
		DEBT SERVICE TRB	01	088539	579,650.00-	01	011204	01	088539	N	Y
		DEBT SERVICE TRB	01	088559	213,550.00-	01	011204	01	088559	N	Y
		DEBT SERVICE TRB	01	088561	4,843,386.00-	01	011204	01	088561	N	Y
		** Decrease in Fund Balance **			0.00						
01	011205	TUITION REVENUE-TAMUG-DEBT SERVICE									
		RFS BONDS,SERIES2017B SEP2018	10	011180	17,996.00	10	011180	01	011205	N	Y
		RFS BONDS,SERIES2017C SEP2018	10	011180	126,822.00	10	011180	01	011205	N	Y
		RFS BONDS,SERIES2013AB SEP2018	10	011180	365,350.00	10	011180	01	011205	N	Y
		RFS BONDS, SERIES2010A SEP2018	10	011180	599,400.00	10	011180	01	011205	N	Y
		RFS BONDS,SERIES2016C SEP2018	10	011180	863,900.00	10	011180	01	011205	N	Y
		RFS BONDS,SERIES2009AB SEP2018	10	011180	1,637,150.00	10	011180	01	011205	N	Y
		RFS BONDS,SERIES2017A SEP2018	10	011180	4,814,556.00	10	011180	01	011205	N	Y
		DEBT SERVICE TRB	01	088535	1,637,150.00-	01	011205	01	088535	N	Y
		DEBT SERVICE TRB	01	088537	599,400.00-	01	011205	01	088537	N	Y
		DEBT SERVICE TRB	01	088539	365,350.00-	01	011205	01	088539	N	Y
		DEBT SERVICE TRB	01	088557	863,900.00-	01	011205	01	088557	N	Y
		DEBT SERVICE TRB	01	088560	4,814,556.00-	01	011205	01	088560	N	Y
		DEBT SERVICE TRB	01	088561	17,996.00-	01	011205	01	088561	N	Y
		DEBT SERVICE TRB	01	088562	126,822.00-	01	011205	01	088562	N	Y
		** Decrease in Fund Balance **			0.00						
01	011206	TUITION REVENUE-TAMUC-DEBT SERVICE									
		TRB TRANSFER	21	019700	5,357,323.00	21	019700	01	011206	N	Y
		DEBT SERVICE TRB	01	088535	879,690.00-	01	011206	01	088535	N	Y
		DEBT SERVICE TRB	01	088553	161,988.00-	01	011206	01	088553	N	Y
		DEBT SERVICE TRB	01	088557	464,000.00-	01	011206	01	088557	N	Y
		DEBT SERVICE TRB	01	088560	3,851,645.00-	01	011206	01	088560	N	Y
		** Decrease in Fund Balance **			0.00						
01	011207	TUITION REVENUE-TAMUT-DEBT SERVICE									
		SCIENCE & TECH	22	010000	349,386.00	22	010000	01	011207	N	Y
		LIBRARY & CENTRAL PLANT	22	010000	408,272.00	22	010000	01	011207	N	Y
		LIBRARY & CENTRAL PLANT	22	010000	1,253,700.00	22	010000	01	011207	N	Y
		ACAD & STUD SERV BLDG	22	010000	2,567,763.00	22	010000	01	011207	N	Y

Printed on a Xerox 9700 Laser Printing System at the Computing Services Center / Texas A&M University

Form: URGB01 (02/05/85)

CC	Account	Transaction Description	Offset CC	Offset Account	Amount	Actual Entry From CC	From Account	To CC	To Account	Feed	Mand
01	011207	TUITION REVENUE-TAMUT-DEBT SERVICE									
		LIBRARY & CENTRAL PLANT	22	010000	3,172,020.00	22	010000	01	011207	N	Y
		DEBT SERVICE TRB	01	088535	3,172,020.00-	01	011207	01	088535	N	Y
		DEBT SERVICE TRB	01	088556	349,386.00-	01	011207	01	088556	N	Y
		DEBT SERVICE TRB	01	088557	1,253,700.00-	01	011207	01	088557	N	Y
		DEBT SERVICE TRB	01	088558	408,272.00-	01	011207	01	088558	N	Y
		DEBT SERVICE TRB	01	088561	2,567,763.00-	01	011207	01	088561	N	Y
		** Decrease in Fund Balance **			0.00						
01	011208	TUITION REVENUE-PVAMU-DEBT SERVICE									
		FY 2019 TRB DEBT SERVICE	05	010010	6,669,381.00	05	010010	01	011208	N	Y
		DEBT SERVICE TRB	01	088537	939,292.00-	01	011208	01	088537	N	Y
		DEBT SERVICE TRB	01	088539	944,700.00-	01	011208	01	088539	N	Y
		DEBT SERVICE TRB	01	088553	2,440,964.00-	01	011208	01	088553	N	Y
		DEBT SERVICE TRB	01	088560	1,163,518.00-	01	011208	01	088560	N	Y
		DEBT SERVICE TRB	01	088561	1,180,907.00-	01	011208	01	088561	N	Y
		** Decrease in Fund Balance **			0.00						
01	011209	TUITION REVENUE-TSU-DEBT SERVICE									
		FY19 BUDGET	04	010995	10,792,006.00	04	010995	01	011209	N	Y
		DEBT SERVICE TRB	01	088535	1,431,650.00-	01	011209	01	088535	N	Y
		DEBT SERVICE TRB	01	088553	1,093,488.00-	01	011209	01	088553	N	Y
		DEBT SERVICE TRB	01	088558	256,211.00-	01	011209	01	088558	N	Y
		DEBT SERVICE TRB	01	088559	499,950.00-	01	011209	01	088559	N	Y
		DEBT SERVICE TRB	01	088561	7,510,707.00-	01	011209	01	088561	N	Y
		** Decrease in Fund Balance **			0.00						
01	011210	TUITION REVENUE-WTAMU-DEBT SERVICE									
		TRB TO TAMUS FOR DEBT SVC	18	010007	6,281,012.00	18	010007	01	011210	N	Y
		DEBT SERVICE TRB	01	088535	623,690.00-	01	011210	01	088535	N	Y
		DEBT SERVICE TRB	01	088537	821,541.00-	01	011210	01	088537	N	Y
		DEBT SERVICE TRB	01	088539	825,850.00-	01	011210	01	088539	N	Y
		DEBT SERVICE TRB	01	088557	328,950.00-	01	011210	01	088557	N	Y
		DEBT SERVICE TRB	01	088560	3,062,058.00-	01	011210	01	088560	N	Y
		DEBT SERVICE TRB	01	088561	618,923.00-	01	011210	01	088561	N	Y
		** Decrease in Fund Balance **			0.00						
01	011211	TUITION REVENUE-TAMUHSC-DEBT SERVCE									
		GR TRB DEBT SVC	23	015015	15,096,442.00	23	015015	01	011211	N	Y
		DEBT SERVICE TRB	01	088535	1,769,770.00-	01	011211	01	088535	N	Y
		DEBT SERVICE TRB	01	088553	837,638.00-	01	011211	01	088553	N	Y
		DEBT SERVICE TRB	01	088557	934,100.00-	01	011211	01	088557	N	Y
		DEBT SERVICE TRB	01	088561	11,554,934.00-	01	011211	01	088561	N	Y
		** Decrease in Fund Balance **			0.00						
01	011212	TUITION REVENUE-TAMUCT-DEBT SERVICE									
		TRB-TAMUCT-DEBT SERVICE	24	019600	4,536,134.00	24	019600	01	011212	N	Y

Printed on a Xerox 9700 Laser Printing System at the Computing Services Center / Texas A&M University

Form: URGB01 (02/05/85)

CC	Account	Transaction Description	- Offset - CC	Offset - Account	Amount	Actual Entry From CC	Actual Entry From Account	Actual Entry To CC	Actual Entry To Account	Feed	Mand
01	011212	TUITION REVENUE-TAMUCT-DEBT SERVICE									
		DEBT SERVICE TRB	01	088537	1,069,500.00-	01	011212	01	088537	N	Y
		DEBT SERVICE TRB	01	088560	2,888,734.00-	01	011212	01	088560	N	Y
		DEBT SERVICE TRB	01	088562	577,900.00-	01	011212	01	088562	N	Y
		** Decrease in Fund Balance **			0.00						
01	011213	TUITION REVENUE-TAMUSA-DEBT SERVICE									
		TRB DEBT SERVICE	25	019001	7,690,721.00	25	019001	01	011213	N	Y
		DEBT SERVICE TRB	01	088537	1,719,750.00-	01	011213	01	088537	N	Y
		DEBT SERVICE TRB	01	088561	5,055,283.00-	01	011213	01	088561	N	Y
		DEBT SERVICE TRB	01	088562	915,688.00-	01	011213	01	088562	N	Y
		** Decrease in Fund Balance **			0.00						
01	011235	GR-HSC-DEBT SERVICE									
		GR DEBT SVC-ROUND ROCK	23	015015	3,635,715.00	23	015015	01	011235	N	Y
		DEBT SERVICE GR	01	088535	1,816,535.00-	01	011235	01	088535	N	Y
		DEBT SERVICE GR	01	088557	79,300.00-	01	011235	01	088557	N	Y
		DETB SERVICE GR	01	088558	1,739,880.00-	01	011235	01	088558	N	Y
		** Decrease in Fund Balance **			0.00						
01	011236	GR-TVMDL-DEBT SERVICE									
		TVMDL DEBT SERVICE - CANYON	20	011182	754,000.00	20	011182	01	011236	N	Y
		TVMDL DEBT SERVICE - COLLEGE S	20	011182	2,169,650.00	20	011182	01	011236	N	Y
		DEBT SERVICE GR	01	088564	2,923,650.00-	01	011236	01	088564	N	Y
		** Decrease in Fund Balance **			0.00						
01	011237	GR-TEES-DEBT SERVICE									
		RFS BONDS-CIR	28	010000	4,798,195.00	28	010000	01	011237	N	Y
		DEBT SERVICE GR	01	088558	4,798,195.00-	01	011237	01	088558	N	Y
		** Decrease in Fund Balance **			0.00						
01	011251	HEF-TAMUK-DEBT SERVICE									
		DFD MAINT & RENOV DEBT SVC	17	016090	2,222,299.00	17	016090	01	011251	N	Y
		DEBT SERVICE HEF	01	088535	841,225.00-	01	011251	01	088535	N	Y
		DEBT SERVICE HEF	01	088537	220,500.00-	01	011251	01	088537	N	Y
		DEBT SERVICE HEF	01	088553	101,500.00-	01	011251	01	088553	N	Y
		DEBT SERVICE HEF	01	088559	342,450.00-	01	011251	01	088559	N	Y
		DEBT SERVICE HEF	01	088562	125,750.00-	01	011251	01	088562	N	Y
		DEBT SERVICE HEF	01	088564	31,214.00-	01	011251	01	088564	N	Y
		DEBT SERVICE HEF	01	088850	559,660.00-	01	011251	01	088850	N	Y
		** Decrease in Fund Balance **			0.00						
01	011252	HEF-WTAMU-DEBT SERVICE									
		HEAF TO SAGO FOR DEBT SVC	18	010007	2,580,333.00	18	010007	01	011252	N	Y
		DEBT SERVICE HEF	01	088535	559,075.00-	01	011252	01	088535	N	Y
		DEBT SERVICE HEF	01	088554	624,728.00-	01	011252	01	088554	N	Y
		DEBT SERVICE HEF	01	088559	239,200.00-	01	011252	01	088559	N	Y

Printed on a Xerox 9700 Laser Printing System at the Computing Services Center / Texas A&M University

Form: URGB01 (02/05/85)

CC	Account	Transaction Description	- Offset - CC	Account	Amount	Actual Entry From CC	From Account	To CC	To Account	Feed	Mand
01	011252	HEF-WTAMU-DEBT SERVICE									
		DEBT SERVICE HEF	01	088850	1,157,330.00-	01	011252	01	088850	N	Y
		** Decrease in Fund Balance **			0.00						
01	011254	HEF-TAMUT-DEBT SERVICE									
		HEF SCI & TECH BLDG 3RD FL FIN	22	018600	5,960.00	22	018600	01	011254	N	Y
		HEF SCI & TECH BLDG 3RD FL FIN	22	018600	151,300.00	22	018600	01	011254	N	Y
		DEBT SERVICE HEF	01	088553	151,300.00-	01	011254	01	088553	N	Y
		DEBT SERVICE HEF	01	088564	5,960.00-	01	011254	01	088564	N	Y
		** Decrease in Fund Balance **			0.00						
01	011255	HEF-TAMUCC-DEBT SERVICE									
		HEF - LSCI RESEARCH & ENG COMP	15	016090	18,000.00	15	016090	01	011255	N	Y
		HEF - BOILER REPLACEMENT	15	016090	137,658.00	15	016090	01	011255	N	Y
		HEF REFUNDING 1999	15	016090	145,353.00	15	016090	01	011255	N	Y
		HEF - RFS PAC	15	016090	189,236.00	15	016090	01	011255	N	Y
		HEF - SCIENCE LAB 3	15	016090	218,000.00	15	016090	01	011255	N	Y
		HEF - RFS WELLNESS CENTER	15	016090	300,019.00	15	016090	01	011255	N	Y
		HEF - RFS O'CONNOR BLDG	15	016090	463,000.00	15	016090	01	011255	N	Y
		HEF - RFS O'CONNOR BLDG	15	016090	623,332.00	15	016090	01	011255	N	Y
		HEF - COOLING TOWERS REBURBISH	15	016090	38,702.00	15	016090	01	011255	N	Y
		HEF - ADDITIONAL CHILLER AND C	15	016090	39,850.00	15	016090	01	011255	N	Y
		HEF - BAY HALL ELEVATOR	15	016090	40,500.00	15	016090	01	011255	N	Y
		HEF - PAC AUDIO IMPROVEMENTS	15	016090	54,000.00	15	016090	01	011255	N	Y
		HEF - LIBRARY HOT WATER LOOP	15	016090	81,000.00	15	016090	01	011255	N	Y
		HEF - CTRL PLT CHILL/HOT WATER	15	016090	90,000.00	15	016090	01	011255	N	Y
		HEF - GLASSCOCK ADDITION	15	016090	94,500.00	15	016090	01	011255	N	Y
		DEBT SERVICE HEF	01	088537	463,000.00-	01	011255	01	088537	N	Y
		DEBT SERVICE HEF	01	088554	334,589.00-	01	011255	01	088554	N	Y
		DEBT SERVICE HEF	01	088556	300,019.00-	01	011255	01	088556	N	Y
		DEBT SERVICE HEF	01	088562	623,332.00-	01	011255	01	088562	N	Y
		DEBT SERVICE HEF	01	088850	812,210.00-	01	011255	01	088850	N	Y
		** Decrease in Fund Balance **			0.00						
01	011256	HEF-TAMUC-DEBT SERVICE									
		HEF SCI BLDG	21	018500	540,959.00	21	018500	01	011256	N	Y
		DEBT SERVICE HEF	01	088554	540,959.00-	01	011256	01	088554	N	Y
		** Decrease in Fund Balance **			0.00						
01	020240	SYSTEM OFFICE ACTIVITIES									
		STAFF COUNCIL OPERATIONS	01	027900	16,600.00	01	279000	01	202400	Y	
		** Increase in Fund Balance **			16,600.00						
01	021001	TAMUS AUF									
		TAMU AUF EXCELLENCE (119.205M)	02	011180	64,695,488.00-	01	021001	02	011180	N	
		SYSTEM OFFICES AUF ALLOCATION	01	021500	21,294,000.00-	01	210010	01	215001	Y	
		SYS OFFICES AUF ONE-TIME ALLOC	01	021500	1,000,000.00-	01	210010	01	215001	Y	

Printed on a Xerox 9700 Laser Printing System at the Computing Services Center / Texas A&M University

Form: URGB01 (02/05/85)

CC	Account	Transaction Description	- Offset - CC	Account	Amount	Actual Entry From CC	Account	To CC	Account	Feed	Mand
01	021001	TAMUS AUF									
		TAMHSC ACCREDITATION PMT 1OF5	01	021600	5,000,000.00-	01	210010	01	021600	Y	
		REGENTS' GRANTS	01	021600	3,000,000.00-	01	210010	01	021600	Y	
		CHANCELLOR ONE-TIME (CRI)	01	021600	38,000,000.00-	01	210010	01	021600	Y	
		PVAMU LAW SCHOOL GIFT MTCH F&E	01	021602	720,000.00-	01	210010	01	021602	Y	
		TAMU LAW SCHOOL GIFT MATCH	01	021602	4,000,000.00-	01	210010	01	021602	Y	
		RELLIS INFR SUPPT/STUD INFO SY	01	021640	4,000,000.00-	01	210010	01	021640	Y	
		PVAMU F&E ONE-TIME HSC SUPPORT	05	022990	501,000.00-	01	021001	05	022990	N	
		PVAMU AUF EXCELLENCE	05	022990	21,456,000.00-	01	021001	05	022990	N	
		PVAMU ONE-TIME AUF	05	022990	3,500,000.00-	01	021001	05	022990	N	
		HSC - CRI PMT 1 OF 5	23	029000	2,000,000.00-	01	021001	23	029000	N	
		SYS OFFICES INST SUPPT MOF TR	02	029999	1,000,000.00-	01	021001	02	029999	N	
		HSC ONE-TIME AUF SUPPORT 3OF5	02	029999	3,000,000.00-	01	021001	02	029999	N	
		SYSTEM OFFICES SHARED SVC CONT	02	029999	775,000.00-	01	021001	02	029999	N	
		TAMU ONE-TIME AUF (CRI)	02	029999	16,500,000.00-	01	021001	02	029999	N	
		TAMU AUF EXCELLENCE (119.205M)	02	029999	54,509,512.00-	01	021001	02	029999	N	
		RFS DS RELLIS CAMPUS INFRASTR	01	088563	2,993,227.00-	01	210010	01	088563	N	Y
		PUF DEBT SERVICE	01	088825	123,573,522.00-	01	210010	01	088825	Y	Y
		RFS DS RELLIS CAMPUS INFRASTR	01	088850	30,000.00-	01	210010	01	088850	N	Y
		RFS DS RELLIS ASBESTOS SUR/DEM	01	088850	141,000.00-	01	210010	01	088850	N	Y
		** Decrease in Fund Balance **			371,688,749.00-						
01	021500	SAGO SERVICES - AUF									
		SYS OFFICES AUF ONE-TIME ALLOC	01	021001	1,000,000.00	01	210010	01	215001	Y	
		SYSTEM OFFICES AUF ALLOCATION	01	021001	21,294,000.00	01	210010	01	215001	Y	
		** Increase in Fund Balance **			22,294,000.00						
01	021600	AUF - ONE TIME ALLOCATIONS									
		CHANCELLOR ONE-TIME (CRI)	01	021001	38,000,000.00	01	210010	01	021600	Y	
		REGENTS' GRANTS	01	021001	3,000,000.00	01	210010	01	021600	Y	
		TAMHSC ACCREDITATION PMT 1OF5	01	021001	5,000,000.00	01	210010	01	021600	Y	
		** Increase in Fund Balance **			46,000,000.00						
01	021602	AUF - LAW SCHOOL SUPPORT									
		TAMU LAW SCHOOL GIFT MATCH	01	021001	4,000,000.00	01	210010	01	021602	Y	
		PVAMU LAW SCHOOL GIFT MTCH F&E	01	021001	720,000.00	01	210010	01	021602	Y	
		** Increase in Fund Balance **			4,720,000.00						
01	021640	AUF - RELLIS ACADEMIC INITIATIVE									
		RELLIS INFR SUPPT/STUD INFO SY	01	021001	4,000,000.00	01	210010	01	021640	Y	
		** Increase in Fund Balance **			4,000,000.00						
01	022000	SPECIAL MINERAL FUND 0096 - CCP									
		DEFERRED COMPENSATION - BREG	01	022017	30,000.00-	01	220001	01	022017	Y	
		DEFER COMP EST INTEREST - BREG	01	022017	2,500.00-	01	220001	01	022017	Y	
		DEFER COMP EST INTEREST - SCFO	01	022022	1,750.00-	01	220001	01	022022	Y	
		DEFERRED COMPENSATION - CHAN	01	022022	200,000.00-	01	220001	01	022022	Y	

Printed on a Xerox 9700 Laser Printing System at the Computing Services Center / Texas A&M University

Form: URGB01 (02/05/85)

CC	Account	Transaction Description	- Offset - CC	Account	Amount	-------- Actual Entry --------- ---- From ----- CC	Account	----- To ------ CC	Account	Feed	Mand
01	022000	SPECIAL MINERAL FUND 0096 - CCP									
		DEFERRED COMPENSATION - SCFO	01	022022	20,000.00-	01	220001	01	022022	Y	
		DEFER COMP EST INTEREST - CHAN	01	022022	17,250.00-	01	220001	01	022022	Y	
		DEFER COMP EST INTEREST - GENC	01	022024	1,750.00-	01	220001	01	022024	Y	
		DEFERRED COMPENSATION - GENC	01	022024	20,000.00-	01	220001	01	022024	Y	
		DEFERRED COMPENSATION - CBDO	01	022026	20,000.00-	01	220001	01	022026	Y	
		DEFER COMP EST INTEREST - CBDO	01	022026	1,750.00-	01	220001	01	022026	Y	
		CHANCELLOR'S RETENTION BONUS	01	022050	200,000.00-	01	220001	01	022050	Y	
		SYSTEM OFFICES OPERATIONS	01	022050	3,500,000.00-	01	220001	01	220500	Y	
		RELLIS OPERATIONS SUPPORT	01	022050	2,000,000.00-	01	220001	01	220500	Y	
		RFS DS MSC & UNIV COMPLEX RENO	01	088538	38,850.00-	01	220001	01	088538	Y	Y
		RFS DS MSC & UNIV COMPLEX RENO	01	088539	6,250.00-	01	220001	01	088539	Y	Y
		RFS DS SYSTEM AIRCRAFT REHAB	01	088539	95,500.00-	01	220001	01	088539	Y	Y
		RFS DS PHARMACY BUILDING	01	088539	70,750.00-	01	220001	01	088539	Y	Y
		RFS DS TAMUS MSC HOTEL/ANNEX	01	088554	69,037.00-	01	220001	01	088554	Y	Y
		RFS DS MSC & UNIV COMPLEX RENO	01	088564	23,800.00-	01	220001	01	088564	Y	Y
		RFS DS PHARMACY BUILDING	01	088564	40,877.00-	01	220001	01	088564	Y	Y
		RFS DS SYSTEM AIRCRAFT REHAB	01	088564	24,990.00-	01	220001	01	088564	Y	Y
		RFS DS MSC & UNIV COMPLEX RENO	01	088564	3,122.00-	01	220001	01	088564	Y	Y
		** Decrease in Fund Balance **			6,388,176.00-						
01	022017	SUPPLEMENTAL COMPENSATION 457 BREG									
		DEFERRED COMPENSATION - BREG	01	022000	30,000.00	01	220001	01	022017	Y	
		DEFER COMP EST INTEREST - BREG	01	022000	2,500.00	01	220001	01	022017	Y	
		** Increase in Fund Balance **			32,500.00						
01	022022	SUPPLEMENTAL COMPENSATION 457 CHAN									
		DEFER COMP EST INTEREST - SCFO	01	022000	1,750.00	01	220001	01	022022	Y	
		DEFERRED COMPENSATION - SCFO	01	022000	20,000.00	01	220001	01	022022	Y	
		DEFERRED COMPENSATION - CHAN	01	022000	200,000.00	01	220001	01	022022	Y	
		DEFER COMP EST INTEREST - CHAN	01	022000	17,250.00	01	220001	01	022022	Y	
		** Increase in Fund Balance **			239,000.00						
01	022024	SUPPLEMENTAL COMPENSATION 457 OGC									
		DEFERRED COMPENSATION - GENC	01	022000	20,000.00	01	220001	01	022024	Y	
		DEFER COMP EST INTEREST - GENC	01	022000	1,750.00	01	220001	01	022024	Y	
		** Increase in Fund Balance **			21,750.00						
01	022026	SUPPLEMENTAL COMPENSATION 457 CBDO									
		DEFER COMP EST INTEREST - CBDO	01	022000	1,750.00	01	220001	01	022026	Y	
		DEFERRED COMPENSATION - CBDO	01	022000	20,000.00	01	220001	01	022026	Y	
		** Increase in Fund Balance **			21,750.00						
01	022050	SAGO SERVICES - SMF LOCAL									
		CHANCELLOR'S RETENTION BONUS	01	022000	200,000.00	01	220001	01	022050	Y	
		SYSTEM OFFICES OPERATIONS	01	022000	3,500,000.00	01	220001	01	220500	Y	
		RELLIS OPERATIONS SUPPORT	01	022000	2,000,000.00	01	220001	01	220500	Y	

Printed on a Xerox 9700 Laser Printing System at the Computing Services Center / Texas A&M University

Form: URGB01 (02/05/85)

CC	Account	Transaction Description	- Offset - CC	Offset - Account	Amount	Actual Entry From CC	Actual Entry From Account	Actual Entry To CC	Actual Entry To Account	Feed	Mand
01	022050	SAGO SERVICES - SMF LOCAL									
		RELLIS OPERATIONS SUPPORT	26	022059	2,000,000.00-	01	022050	26	022059	N	
		** Increase in Fund Balance **			3,700,000.00						
01	025005	GROUP HEALTH/DENTAL ESR									
		MEDICARE PARTD SUBSIDY RESERVE	01	025011	4,000,000.00	01	250110	01	250050	N	
		SILVER SNEAKERS PROGRAM	01	025015	342,000.00-	01	250050	01	250150	Y	
		2NDMD PROGRAM	01	025015	1,394,544.00-	01	250050	01	250150	Y	
		P&A GROUP OUTSOURCING	01	025015	540,000.00-	01	250050	01	250150	Y	
		EMPLOYEE ASSISTANCE PROGRAM	01	025015	275,000.00-	01	250050	01	250150	Y	
		EVIVE PROGRAM	01	025015	522,304.00-	01	250050	01	250150	Y	
		SELF-INSURED HEALTH/DENT SUPPL	01	026004	16,333,237.00-	01	250050	01	260040-00000	N	
		HEALTH PLAN ADMINISTRATION	01	026050	928,514.00-	01	250050	01	260500	Y	
		HEALTH PLAN ADMIN OVERHEAD	01	027100	67,142.00-	01	250050	01	271001-00000	Y	
		** Decrease in Fund Balance **			16,402,741.00-						
01	025011	MEDICARE PART D SUBSIDY									
		MEDICARE PARTD SUBSIDY RESERVE	01	025005	4,000,000.00-	01	250110	01	250050	N	
		** Decrease in Fund Balance **			4,000,000.00-						
01	025015	SYSTEM WIDE VALUE ADDED PROGRAMS									
		SILVER SNEAKERS PROGRAM	01	025005	342,000.00	01	250050	01	250150	Y	
		2NDMD PROGRAM	01	025005	1,394,544.00	01	250050	01	250150	Y	
		P&A GROUP OUTSOURCING	01	025005	540,000.00	01	250050	01	250150	Y	
		EMPLOYEE ASSISTANCE PROGRAM	01	025005	275,000.00	01	250050	01	250150	Y	
		EVIVE PROGRAM	01	025005	522,304.00	01	250050	01	250150	Y	
		** Increase in Fund Balance **			3,073,848.00						
01	026004	TAMUS - SELF INSURED HEALTH/DENTAL									
		SELF-INSURED HEALTH/DENT SUPPL	01	025005	16,333,237.00	01	250050	01	260040-00000	N	
		** Increase in Fund Balance **			16,333,237.00						
01	026050	HEALTH PLAN ADMINISTRATION									
		HEALTH PLAN ADMINISTRATION	01	025005	928,514.00	01	250050	01	260500	Y	
		** Increase in Fund Balance **			928,514.00						
01	026100	WORKER'S COMPENSATION INSURANCE									
		RISK MGT OVERHEAD COSTS	01	027100	83,927.00-	01	261010	01	271001-00000	Y	
		RSKM MGT - GIP RETIREES	01	027100	40,000.00-	01	261010	01	271600	Y	
		** Decrease in Fund Balance **			123,927.00-						
01	026120	TAMUS RISK PLANS									
		RFS DS 2011 FREEZE PROPERTY	01	088539	57,750.00-	01	261200	01	088539	Y	Y
		RFS DS TARLETON ROOF REPAIR	01	088539	58,000.00-	01	261200	01	088539	Y	Y
		RFS DS 2012 FLOOD REPAIR	01	088553	50,050.00-	01	261200	01	088553	Y	Y
		RFS DS WTAMU ACTIV CTR ROOF	01	088553	63,150.00-	01	261200	01	088553	Y	Y
		RFS DS REPLACE BOILER8 REPAR12	01	088556	92,160.00-	01	261200	01	088556	Y	Y

Printed on a Xerox 9700 Laser Printing System at the Computing Services Center / Texas A&M University

Form: URGB01 (02/05/85)

CC	Account	Transaction Description	- Offset - CC	Account	Amount	-------- Actual Entry --------- ---- From ----- CC	Account	----- To ------ CC	Account	Feed	Mand
01	026120	TAMUS RISK PLANS									
		RFS DS 2011 FREEZE PROPERTY	01	088564	15,940.00-	01	261200	01	088564	Y	Y
		RFS DS WTAMU ACTIV CTR ROOF	01	088564	2,560.00-	01	261200	01	088564	Y	Y
		RFS DS FLOOD REPAIR	01	088564	14,620.00-	01	261200	01	088564	Y	Y
		RFS DS WTAMU HAIL DAMAGE	01	088850	137,000.00-	01	261200	01	088850	Y	Y
		RFS DS PVAMU FLOOD/TSU HAIL	01	088850	224,281.00-	01	261200	01	088850	Y	Y
		** Decrease in Fund Balance **			715,511.00-						
01	027001	SYSTEM AIRCRAFT									
		SYSTEM AIRCRAFT	01	027100	809,592.00	01	271001-00000	01	270010	Y	
		** Increase in Fund Balance **			809,592.00						
01	027004	SAGO POSTAL SERVICES									
		SYSTEM OFFICES POSTAL SERVICES	01	027100	30,000.00	01	271001-00000	01	270040	Y	
		** Increase in Fund Balance **			30,000.00						
01	027100	SAGO SERVICES - ASSESSMENTS									
		FY19 MOF TRANSFER TO SYSTEM	02	021108	800,000.00	02	021108	01	027100	N	
		HEALTH PLAN ADMIN OVERHEAD	01	025005	67,142.00	01	250050	01	271001-00000	Y	
		RISK MGT OVERHEAD COSTS	01	026100	83,927.00	01	261010	01	271001-00000	Y	
		RSKM MGT - GIP RETIREES	01	026100	40,000.00	01	261010	01	271600	Y	
		SYSTEM AIRCRAFT	01	027001	809,592.00-	01	271001-00000	01	270010	Y	
		SYSTEM OFFICES POSTAL SERVICES	01	027004	30,000.00-	01	271001-00000	01	270040	Y	
		SYSTEM INITIATIVES	01	027200	400,000.00-	01	271001-00000	01	272010-00000	Y	
		FINANCE DISCOVER - REIMBURSE	26	027230	61,500.00	26	027230	01	027100	N	
		FP&C GIP - RETIREE	01	027300	260,000.00	01	273001-00000	01	271600	Y	
		FP&C OVERHEAD COSTS	01	027300	285,353.00	01	273001-00000	01	271001-00000	Y	
		** Increase in Fund Balance **			358,330.00						
01	027200	SYSTEM ACTIVITIES - LOCAL									
		SYSTEM INITIATIVES	01	027100	400,000.00	01	271001-00000	01	272010-00000	Y	
		SYSTEM INITIATIVES	01	027900	607,000.00	01	279000	01	272010-00000	Y	
		** Increase in Fund Balance **			1,007,000.00						
01	027300	FACILITIES PLANNING & CONSTRUCTION									
		FP&C OVERHEAD COSTS	01	027100	285,353.00-	01	273001-00000	01	271001-00000	Y	
		FP&C GIP - RETIREE	01	027100	260,000.00-	01	273001-00000	01	271600	Y	
		** Decrease in Fund Balance **			545,353.00-						
01	027900	INVESTMENT INCOME									
		STAFF COUNCIL OPERATIONS	01	020240	16,600.00-	01	279000	01	202400	Y	
		SYSTEM INITIATIVES	01	027200	607,000.00-	01	279000	01	272010-00000	Y	
		** Decrease in Fund Balance **			623,600.00-						
01	080710	PUF CP TAXABLE APPD									
		TEEX PUF EQUIPMENT ALLOCATION	09	020121	500,000.00-	01	080710	09	020121	N	
		AGRILIFE RSCH PUF EQUIP ALLOC	06	020300	900,000.00-	01	080710	06	020300	N	

Printed on a Xerox 9700 Laser Printing System at the Computing Services Center / Texas A&M University

Form: URGB01 (02/05/85)

CC	Account	Transaction Description	- Offset - CC	Account	Amount	Actual Entry From CC	Account	To CC	Account	Feed	Mand
01	080710	PUF CP TAXABLE APPD									
		AGRILIFE VICE CHAN PUF EQUIP	06	020300	3,400,000.00-	01	080710	06	020300	N	
		TFS PUF EQUIPMENT ALLOCATION	11	021010	100,000.00-	01	080710	11	021010	N	
		AGRILIFE EXT PUF EQUIP ALLOC	07	021040	600,000.00-	01	080710	07	021040	N	
		HSC PUF EQUIPMENT ALLOCATION	23	021500	15,000,000.00-	01	080710	23	021500	N	
		TTI PUF EQUIPMENT ALLOCATION	12	022040	500,000.00-	01	080710	12	022040	N	
		TTI PUF EQUIPMENT - BUILDING	12	022040	1,900,000.00-	01	080710	12	022040	N	
		TEES PUF EQUIPMENT ALLOCATION	28	026000	3,100,000.00-	01	080710	28	026000	N	
		TAMUCT PUF EQUIPMENT ALLOC	24	029510	2,000,000.00-	01	080710	24	029510	N	
		TAMUSA PUF EQUIPMENT ALLOC	25	082500	3,000,000.00-	01	080710	25	082500	N	
		FY 2019 PUF EQUIP - SYSTEM OFF	01	084243	1,000,000.00	01	084243	01	080710	Y	
		FY 2019 PUF EQUIPMENT ALLOCAT	01	084243	40,000,000.00	01	084243	01	080710	Y	
		TARLETON PUF EQUIPMENT ALLOC	04	085190	9,000,000.00-	01	080710	04	085190	N	
		** Increase in Fund Balance **			1,000,000.00						
01	084243	PUF CP TAXABLE UNAPPD									
		FY 2019 PUF EQUIP - SYSTEM OFF	01	080710	1,000,000.00-	01	084243	01	080710	Y	
		FY 2019 PUF EQUIPMENT ALLOCAT	01	080710	40,000,000.00-	01	084243	01	080710	Y	
		** Decrease in Fund Balance **			41,000,000.00-						
01	088535	RFS BONDS, SERIES 2009 DEBT SERVICE									
		DEBT SERVICE TRB	01	011201	1,353,115.00	01	011201	01	088535	N	Y
		DEBT SERVICE TRB	01	011202	1,348,350.00	01	011202	01	088535	N	Y
		DEBT SERVICE TRB	01	011203	1,199,090.00	01	011203	01	088535	N	Y
		DEBT SERVICE TRB	01	011204	407,550.00	01	011204	01	088535	N	Y
		DEBT SERVICE TRB	01	011205	1,637,150.00	01	011205	01	088535	N	Y
		DEBT SERVICE TRB	01	011206	879,690.00	01	011206	01	088535	N	Y
		DEBT SERVICE TRB	01	011207	3,172,020.00	01	011207	01	088535	N	Y
		DEBT SERVICE TRB	01	011209	1,431,650.00	01	011209	01	088535	N	Y
		DEBT SERVICE TRB	01	011210	623,690.00	01	011210	01	088535	N	Y
		DEBT SERVICE TRB	01	011211	1,769,770.00	01	011211	01	088535	N	Y
		DEBT SERVICE GR	01	011235	1,816,535.00	01	011235	01	088535	N	Y
		DEBT SERVICE HEF	01	011251	841,225.00	01	011251	01	088535	N	Y
		DEBT SERVICE HEF	01	011252	559,075.00	01	011252	01	088535	N	Y
		DEBT SERVICE LOCAL	01	088807	182,000.00	01	088807	01	088535	N	Y
		DEBT SERVICE LOCAL	01	088812	261,250.00	01	088812	01	088535	N	Y
		DEBT SERVICE LOCAL	01	088821	682,240.00	01	088821	01	088535	N	Y
		DEBT SERVICE LOCAL	01	088827	621,776.00	01	088827	01	088535	N	Y
		DEBT SERVICE LOCAL	01	088829	1,371,760.00	01	088829	01	088535	N	Y
		DEBT SERVICE LOCAL	01	088831	154,960.00	01	088831	01	088535	N	Y
		DEBT SERVICE LOCAL	01	088832	8,339,894.00	01	088832	01	088535	N	Y
		** Increase in Fund Balance **			28,652,790.00						
01	088536	RFS NOTE-2007 TIPS PROJECT									
		DEBT SERVICE LOCAL	01	088832	358,696.00	01	088832	01	088536	N	Y
		** Increase in Fund Balance **			358,696.00						

Printed on a Xerox 9700 Laser Printing System at the Computing Services Center / Texas A&M University

Form: URGB01 (02/05/85)

CC	Account	Transaction Description	- Offset - CC	Account	Amount	Actual Entry From CC	Account	To CC	Account	Feed	Mand
01	088537	RFS BONDS, SERIES 2010AB									
		DEBT SERVICE TRB	01	011201	193,000.00	01	011201	01	088537	N	Y
		DEBT SERVICE TRB	01	011202	1,101,305.00	01	011202	01	088537	N	Y
		DEBT SERVICE TRB	01	011203	828,142.00	01	011203	01	088537	N	Y
		DEBT SERVICE TRB	01	011204	575,823.00	01	011204	01	088537	N	Y
		DEBT SERVICE TRB	01	011205	599,400.00	01	011205	01	088537	N	Y
		DEBT SERVICE TRB	01	011208	939,292.00	01	011208	01	088537	N	Y
		DEBT SERVICE TRB	01	011210	821,541.00	01	011210	01	088537	N	Y
		DEBT SERVICE TRB	01	011212	1,069,500.00	01	011212	01	088537	N	Y
		DEBT SERVICE TRB	01	011213	1,719,750.00	01	011213	01	088537	N	Y
		DEBT SERVICE HEF	01	011251	220,500.00	01	011251	01	088537	N	Y
		DEBT SERVICE HEF	01	011255	463,000.00	01	011255	01	088537	N	Y
		DEBT SERVICE LOCAL	01	088821	750,810.00	01	088821	01	088537	N	Y
		DEBT SERVICE LOCAL	01	088823	109,573.00	01	088823	01	088537	N	Y
		DEBT SERVICE LOCAL	01	088827	88,280.00	01	088827	01	088537	N	Y
		DEBT SERVICE LOCAL	01	088829	88,000.00	01	088829	01	088537	N	Y
		DEBT SERVICE LOCAL	01	088832	4,773,597.00	01	088832	01	088537	N	Y
		DEBT SERVICE LOCAL	01	088834	1,367,250.00	01	088834	01	088537	N	Y
		DEBT SERVICE LOCAL	01	088836	237,000.00	01	088836	01	088537	N	Y
		DEBT SERVICE_LOCAL	01	088839	624,750.00	01	088839	01	088537	N	Y
		** Increase in Fund Balance **			16,570,513.00						
01	088538	RFS BONDS, SERIES 2011									
		RFS DS MSC & UNIV COMPLEX RENO	01	022000	38,850.00	01	220001	01	088538	Y	Y
		DEBT SERVICE LOCAL	01	088806	595,500.00	01	088806	01	088538	N	Y
		DEBT SERVICE LOCAL	01	088821	346,790.00	01	088821	01	088538	N	Y
		DEBT SERVICE LOCAL	01	088822	291,350.00	01	088822	01	088538	N	Y
		DEBT SERVICE LOCAL	01	088823	183,051.00	01	088823	01	088538	N	Y
		DEBT SERVICE LOCAL	01	088827	547,916.00	01	088827	01	088538	N	Y
		DEBT SERVICE LOCAL	01	088828	446,026.00	01	088828	01	088538	N	Y
		DEBT SERVICE LOCAL	01	088829	411,800.00	01	088829	01	088538	N	Y
		DEBT SERVICE LOCAL	01	088830	450,926.00	01	088830	01	088538	N	Y
		DEBT SERVICE LOCAL	01	088832	1,644,510.00	01	088832	01	088538	N	Y
		DEBT SERVICE LOCAL	01	088834	181,264.00	01	088834	01	088538	N	Y
		** Increase in Fund Balance **			5,137,983.00						
01	088539	RFS BONDS, SERIES 2013									
		DEBT SERVICE TRB	01	011202	1,108,300.00	01	011202	01	088539	N	Y
		DEBT SERVICE TRB	01	011203	781,800.00	01	011203	01	088539	N	Y
		DEBT SERVICE TRB	01	011204	579,650.00	01	011204	01	088539	N	Y
		DEBT SERVICE TRB	01	011205	365,350.00	01	011205	01	088539	N	Y
		DEBT SERVICE TRB	01	011208	944,700.00	01	011208	01	088539	N	Y
		DEBT SERVICE TRB	01	011210	825,850.00	01	011210	01	088539	N	Y
		RFS DS MSC & UNIV COMPLEX RENO	01	022000	6,250.00	01	220001	01	088539	Y	Y
		RFS DS SYSTEM AIRCRAFT REHAB	01	022000	95,500.00	01	220001	01	088539	Y	Y
		RFS DS PHARMACY BUILDING	01	022000	70,750.00	01	220001	01	088539	Y	Y
		RFS DS 2011 FREEZE PROPERTY	01	026120	57,750.00	01	261200	01	088539	Y	Y

Printed on a Xerox 9700 Laser Printing System at the Computing Services Center / Texas A&M University

Form: URGB01 (02/05/85)

CC	Account	Transaction Description	- Offset - CC	Offset - Account	Amount	Actual Entry From CC	Actual Entry From Account	Actual Entry To CC	Actual Entry To Account	Feed	Mand
01	088539	RFS BONDS, SERIES 2013									
		RFS DS TARLETON ROOF REPAIR	01	026120	58,000.00	01	261200	01	088539	Y	Y
		DEBT SERVICE LOCAL	01	088821	1,473,750.00	01	088821	01	088539	N	Y
		DEBT SERVICE LOCAL	01	088827	127,500.00	01	088827	01	088539	N	Y
		DEBT SERVICE LOCAL	01	088828	503,500.00	01	088828	01	088539	N	Y
		DEBT SERVICE LOCAL	01	088829	492,000.00	01	088829	01	088539	N	Y
		DEBT SERVICE LOCAL	01	088830	613,000.00	01	088830	01	088539	N	Y
		DEBT SERVICE LOCAL	01	088831	1,061,500.00	01	088831	01	088539	N	Y
		DEBT SERVICE LOCAL	01	088832	4,347,300.00	01	088832	01	088539	N	Y
		DEBT SERVICE LOCAL	01	088834	1,514,550.00	01	088834	01	088539	N	Y
		** Increase in Fund Balance **			15,027,000.00						
01	088550	RFS BONDS, TAXABLE SERIES 2013C									
		DEBT SERVICE LOCAL	01	088832	11,342,954.00	01	088832	01	088550	N	Y
		** Increase in Fund Balance **			11,342,954.00						
01	088551	RFS BONDS, SERIES 2013D									
		DEBT SERVICE LOCAL	01	088832	8,384,250.00	01	088832	01	088551	N	Y
		** Increase in Fund Balance **			8,384,250.00						
01	088553	RFS BONDS, SERIES 2015AB									
		DEBT SERVICE TRB	01	011202	873,438.00	01	011202	01	088553	N	Y
		DEBT SERVICE TRB	01	011203	727,588.00	01	011203	01	088553	N	Y
		DEBT SERVICE TRB	01	011206	161,988.00	01	011206	01	088553	N	Y
		DEBT SERVICE TRB	01	011208	2,440,964.00	01	011208	01	088553	N	Y
		DEBT SERVICE TRB	01	011209	1,093,488.00	01	011209	01	088553	N	Y
		DEBT SERVICE TRB	01	011211	837,638.00	01	011211	01	088553	N	Y
		DEBT SERVICE HEF	01	011251	101,500.00	01	011251	01	088553	N	Y
		DEBT SERVICE HEF	01	011254	151,300.00	01	011254	01	088553	N	Y
		RFS DS WTAMU ACTIV CTR ROOF	01	026120	63,150.00	01	261200	01	088553	Y	Y
		RFS DS 2012 FLOOD REPAIR	01	026120	50,050.00	01	261200	01	088553	Y	Y
		DEBT SERVICE LOCAL	01	088828	1,302,550.00	01	088828	01	088553	N	Y
		DEBT SERVICE LOCAL	01	088829	240,200.00	01	088829	01	088553	N	Y
		DEBT SERVICE LOCAL	01	088830	957,500.00	01	088830	01	088553	N	Y
		DEBT SERVICE LOCAL	01	088832	1,975,404.00	01	088832	01	088553	N	Y
		DEBT SERVICE LOCAL	01	088836	225,550.00	01	088836	01	088553	N	Y
		** Increase in Fund Balance **			11,202,308.00						
01	088554	RFS BONDS, TAXABLE SERIES 2015C									
		DEBT SERVICE HEF	01	011252	624,728.00	01	011252	01	088554	N	Y
		DEBT SERVICE HEF	01	011255	334,589.00	01	011255	01	088554	N	Y
		DEBT SERVICE HEF	01	011256	540,959.00	01	011256	01	088554	N	Y
		RFS DS TAMUS MSC HOTEL/ANNEX	01	022000	69,037.00	01	220001	01	088554	Y	Y
		DEBT SERVICE LOCAL	01	088812	39,398.00	01	088812	01	088554	N	Y
		DEBT SERVICE LOCAL	01	088821	1,050,890.00	01	088821	01	088554	N	Y
		DEBT SERVICE LOCAL	01	088823	204,492.00	01	088823	01	088554	N	Y
		DEBT SERVICE LOCAL	01	088827	1,214,954.00	01	088827	01	088554	N	Y

Printed on a Xerox 9700 Laser Printing System at the Computing Services Center / Texas A&M University

Form: URGB01 (02/05/85)

CC	Account	Transaction Description	- Offset - CC	Account	Amount	Actual Entry From CC	From Account	To CC	To Account	Feed	Mand
01	088554	RFS BONDS, TAXABLE SERIES 2015C									
		DEBT SERVICE LOCAL	01	088828	2,126,294.00	01	088828	01	088554	N	Y
		DEBT SERVICE LOCAL	01	088830	891,868.00	01	088830	01	088554	N	Y
		DEBT SERVICE LOCAL	01	088831	150,536.00	01	088831	01	088554	N	Y
		DEBT SERVICE LOCAL	01	088832	10,831,964.00	01	088832	01	088554	N	Y
		DEBT SERVICE LOCAL	01	088834	483,598.00	01	088834	01	088554	N	Y
		DEBT SERVICE LOCAL	01	088836	1,164,374.00	01	088836	01	088554	N	Y
		** Increase in Fund Balance **			19,727,681.00						
01	088555	RFS BONDS, TAXABLE SERIES 2015D									
		DEBT SERVICE LOCAL	01	088832	4,006,468.00	01	088832	01	088555	N	Y
		** Increase in Fund Balance **			4,006,468.00						
01	088556	RFS BONDS, TAXABLE SERIES 2016AB									
		DEBT SERVICE TRB	01	011207	349,386.00	01	011207	01	088556	N	Y
		DEBT SERVICE HEF	01	011255	300,019.00	01	011255	01	088556	N	Y
		RFS DS REPLACE BOILER8 REPAR12	01	026120	92,160.00	01	261200	01	088556	Y	Y
		DEBT SERVICE AUF	01	088802	2,248,585.00	01	088802	01	088556	N	Y
		DEBT SERVICE LOCAL	01	088806	349,230.00	01	088806	01	088556	N	Y
		DEBT SERVICE LOCAL	01	088821	1,275,108.00	01	088821	01	088556	N	Y
		DEBT SERVICE LOCAL	01	088827	1,985,942.00	01	088827	01	088556	N	Y
		DEBT SERVICE LOCAL	01	088828	2,609,702.00	01	088828	01	088556	N	Y
		DEBT SERVICE LOCAL	01	088829	279,358.00	01	088829	01	088556	N	Y
		DEBT SERVICE LOCAL	01	088830	951,452.00	01	088830	01	088556	N	Y
		DEBT SERVICE LOCAL	01	088831	164,958.00	01	088831	01	088556	N	Y
		DEBT SERVICE LOCAL	01	088832	20,276,687.00	01	088832	01	088556	N	Y
		DEBT SERVICE LOCAL	01	088834	667,692.00	01	088834	01	088556	N	Y
		** Increase in Fund Balance **			31,550,279.00						
01	088557	RFS BONDS, SERIES 2016C									
		DEBT SERVICE TRB	01	011201	540,550.00	01	011201	01	088557	N	Y
		DEBT SERVICE TRB	01	011202	711,350.00	01	011202	01	088557	N	Y
		DEBT SERVICE TRB	01	011203	469,550.00	01	011203	01	088557	N	Y
		DEBT SERVICE TRB	01	011205	863,900.00	01	011205	01	088557	N	Y
		DEBT SERVICE TRB	01	011206	464,000.00	01	011206	01	088557	N	Y
		DEBT SERVICE TRB	01	011207	1,253,700.00	01	011207	01	088557	N	Y
		DEBT SERVICE TRB	01	011210	328,950.00	01	011210	01	088557	N	Y
		DEBT SERVICE TRB	01	011211	934,100.00	01	011211	01	088557	N	Y
		DEBT SERVICE GR	01	011235	79,300.00	01	011235	01	088557	N	Y
		DEBT SERVICE LOCAL	01	088807	97,400.00	01	088807	01	088557	N	Y
		DEBT SERVICE LOCAL	01	088821	300,600.00	01	088821	01	088557	N	Y
		DEBT SERVICE LOCAL	01	088829	1,394,800.00	01	088829	01	088557	N	Y
		DEBT SERVICE LOCAL	01	088831	83,000.00	01	088831	01	088557	N	Y
		DEBT SERVICE LOCAL	01	088832	2,020,650.00	01	088832	01	088557	N	Y
		** Increase in Fund Balance **			9,541,850.00						
01	088558	RFS BONDS, TAXABLE SERIES 2016D									
		DEBT SERVICE TRB	01	011203	156,761.00	01	011203	01	088558	N	Y

Printed on a Xerox 9700 Laser Printing System at the Computing Services Center / Texas A&M University

Form: URGB01 (02/05/85)

CC	Account	Transaction Description	- Offset - CC	Account	Amount	Actual Entry From CC	Account	To CC	Account	Feed	Mand
01	088558	RFS BONDS, TAXABLE SERIES 2016D									
		DEBT SERVICE TRB	01	011207	408,272.00	01	011207	01	088558	N	Y
		DEBT SERVICE TRB	01	011209	256,211.00	01	011209	01	088558	N	Y
		DETB SERVICE GR	01	011235	1,739,880.00	01	011235	01	088558	N	Y
		DEBT SERVICE GR	01	011237	4,798,195.00	01	011237	01	088558	N	Y
		DEBT SERVICE LOCAL	01	088821	64,344.00	01	088821	01	088558	N	Y
		DEBT SERVICE LOCAL	01	088829	61,406.00	01	088829	01	088558	N	Y
		DEBT SERVICE LOCAL	01	088832	966,252.00	01	088832	01	088558	N	Y
		** Increase in Fund Balance **			8,451,321.00						
01	088559	RFS BONDS, SERIES 2016E									
		DEBT SERVICE TRB	01	011201	171,850.00	01	011201	01	088559	N	Y
		DEBT SERVICE TRB	01	011204	213,550.00	01	011204	01	088559	N	Y
		DEBT SERVICE TRB	01	011209	499,950.00	01	011209	01	088559	N	Y
		DEBT SERVICE HEF	01	011251	342,450.00	01	011251	01	088559	N	Y
		DEBT SERVICE HEF	01	011252	239,200.00	01	011252	01	088559	N	Y
		DEBT SERVICE LOCAL	01	088812	151,150.00	01	088812	01	088559	N	Y
		DEBT SERVICE LOCAL	01	088827	361,250.00	01	088827	01	088559	N	Y
		DEBT SERVICE LOCAL	01	088832	3,952,350.00	01	088832	01	088559	N	Y
		** Increase in Fund Balance **			5,931,750.00						
01	088560	RFS BONDS, TAXABLE SERIES 2017A									
		DEBT SERVICE TRB	01	011201	6,018,195.00	01	011201	01	088560	N	Y
		DEBT SERVICE TRB	01	011202	4,814,556.00	01	011202	01	088560	N	Y
		DEBT SERVICE TRB	01	011203	4,429,391.00	01	011203	01	088560	N	Y
		DEBT SERVICE TRB	01	011205	4,814,556.00	01	011205	01	088560	N	Y
		DEBT SERVICE TRB	01	011206	3,851,645.00	01	011206	01	088560	N	Y
		DEBT SERVICE TRB	01	011208	1,163,518.00	01	011208	01	088560	N	Y
		DEBT SERVICE TRB	01	011210	3,062,058.00	01	011210	01	088560	N	Y
		DEBT SERVICE TRB	01	011212	2,888,734.00	01	011212	01	088560	N	Y
		** Increase in Fund Balance **			31,042,653.00						
01	088561	RFS BONDS, TAXABLE SERIES 2017B									
		DEBT SERVICE TRB	01	011202	54,951.00	01	011202	01	088561	N	Y
		DEBT SERVICE TRB	01	011203	39,215.00	01	011203	01	088561	N	Y
		DEBT SERVICE TRB	01	011204	4,843,386.00	01	011204	01	088561	N	Y
		DEBT SERVICE TRB	01	011205	17,996.00	01	011205	01	088561	N	Y
		DEBT SERVICE TRB	01	011207	2,567,763.00	01	011207	01	088561	N	Y
		DEBT SERVICE TRB	01	011208	1,180,907.00	01	011208	01	088561	N	Y
		DEBT SERVICE TRB	01	011209	7,510,707.00	01	011209	01	088561	N	Y
		DEBT SERVICE TRB	01	011210	618,923.00	01	011210	01	088561	N	Y
		DEBT SERVICE TRB	01	011211	11,554,934.00	01	011211	01	088561	N	Y
		DEBT SERVICE TRB	01	011213	5,055,283.00	01	011213	01	088561	N	Y
		DEBT SERVICE LOCAL	01	088821	34,432.00	01	088821	01	088561	N	Y
		DEBT SERVICE LOCAL	01	088823	11,083.00	01	088823	01	088561	N	Y
		DEBT SERVICE LOCAL	01	088827	8,932.00	01	088827	01	088561	N	Y
		DEBT SERVICE LOCAL	01	088832	482,769.00	01	088832	01	088561	N	Y
		** Increase in Fund Balance **			33,981,281.00						

Printed on a Xerox 9700 Laser Printing System at the Computing Services Center / Texas A&M University

Form: URGB01 (02/05/85)

CC	Account	Transaction Description	- Offset - CC	Account	Amount	Actual Entry From CC	From Account	To CC	To Account	Feed	Mand
01	088562	RFS BONDS, SERIES 2017C									
		DEBT SERVICE TRB	01	011201	103,400.00	01	011201	01	088562	N	Y
		DEBT SERVICE TRB	01	011203	25,230.00	01	011203	01	088562	N	Y
		DEBT SERVICE TRB	01	011205	126,822.00	01	011205	01	088562	N	Y
		DEBT SERVICE TRB	01	011212	577,900.00	01	011212	01	088562	N	Y
		DEBT SERVICE TRB	01	011213	915,688.00	01	011213	01	088562	N	Y
		DEBT SERVICE HEF	01	011251	125,750.00	01	011251	01	088562	N	Y
		DEBT SERVICE HEF	01	011255	623,332.00	01	011255	01	088562	N	Y
		DEBT SERVICE LOCAL	01	088821	338,750.00	01	088821	01	088562	N	Y
		DEBT SERVICE LOCAL	01	088829	115,538.00	01	088829	01	088562	N	Y
		DEBT SERVICE LOCAL	01	088834	1,842,390.00	01	088834	01	088562	N	Y
		DEBT SERVICE LOCAL	01	088836	47,250.00	01	088836	01	088562	N	Y
		** Increase in Fund Balance **			4,842,050.00						
01	088563	RFS BONDS, TAXABLE SERIES 2017D									
		RFS DS RELLIS CAMPUS INFRASTR	01	021001	2,993,227.00	01	210010	01	088563	N	Y
		DEBT SERVICE LOCAL	01	088829	503,648.00	01	088829	01	088563	N	Y
		DEBT SERVICE LOCAL	01	088832	5,865,986.00	01	088832	01	088563	N	Y
		** Increase in Fund Balance **			9,362,861.00						
01	088564	RFS BONDS, SERIES 2017E									
		DEBT SERVICE GR	01	011236	2,923,650.00	01	011236	01	088564	N	Y
		DEBT SERVICE HEF	01	011251	31,214.00	01	011251	01	088564	N	Y
		DEBT SERVICE HEF	01	011254	5,960.00	01	011254	01	088564	N	Y
		RFS DS MSC & UNIV COMPLEX RENO	01	022000	3,122.00	01	220001	01	088564	Y	Y
		RFS DS PHARMACY BUILDING	01	022000	40,877.00	01	220001	01	088564	Y	Y
		RFS DS MSC & UNIV COMPLEX RENO	01	022000	23,800.00	01	220001	01	088564	Y	Y
		RFS DS SYSTEM AIRCRAFT REHAB	01	022000	24,990.00	01	220001	01	088564	Y	Y
		RFS DS WTAMU ACTIV CTR ROOF	01	026120	2,560.00	01	261200	01	088564	Y	Y
		RFS DS FLOOD REPAIR	01	026120	14,620.00	01	261200	01	088564	Y	Y
		RFS DS 2011 FREEZE PROPERTY	01	026120	15,940.00	01	261200	01	088564	Y	Y
		DEBT SERVICE LOCAL	01	088806	375,800.00	01	088806	01	088564	N	Y
		DEBT SERVICE LOCAL	01	088821	852,292.00	01	088821	01	088564	N	Y
		DEBT SERVICE LOCAL	01	088822	608,150.00	01	088822	01	088564	N	Y
		DEBT SERVICE LOCAL	01	088823	93,300.00	01	088823	01	088564	N	Y
		DEBT SERVICE LOCAL	01	088827	530,992.00	01	088827	01	088564	N	Y
		DEBT SERVICE LOCAL	01	088828	350,242.00	01	088828	01	088564	N	Y
		DEBT SERVICE LOCAL	01	088829	709,010.00	01	088829	01	088564	N	Y
		DEBT SERVICE LOCAL	01	088830	1,223,858.00	01	088830	01	088564	N	Y
		DEBT SERVICE LOCAL	01	088831	606,562.00	01	088831	01	088564	N	Y
		DEBT SERVICE LOCAL	01	088832	6,678,020.00	01	088832	01	088564	N	Y
		DEBT SERVICE LOCAL	01	088834	897,512.00	01	088834	01	088564	N	Y
		DEBT SERVICE LOCAL	01	088836	52,598.00	01	088836	01	088564	N	Y
		** Increase in Fund Balance **			16,065,069.00						
01	088800	SAGO - HOLD - TAMUSA									
		RFS DEBT SRVC-WEST PARKING LOT	25	030000	282,000.00	25	030000	01	088800	N	Y

Printed on a Xerox 9700 Laser Printing System at the Computing Services Center / Texas A&M University

Form: URGB01 (02/05/85)

CC	Account	Transaction Description	- Offset - CC	Account	Amount	Actual Entry From CC	From Account	To CC	To Account	Feed	Mand
01	088800	SAGO - HOLD - TAMUSA									
		DEBT SERVICE LOCAL	01	088850	282,000.00-	01	088800	01	088850	N	Y
		** Decrease in Fund Balance **			0.00						
01	088802	SAGO-HOLD-TAMU AUF									
		FY19 DEBT SERVICE	02	029999	2,248,585.00	02	029999	01	088802	N	Y
		DEBT SERVICE AUF	01	088556	2,248,585.00-	01	088802	01	088556	N	Y
		** Decrease in Fund Balance **			0.00						
01	088806	SAGO-HOLD-TAES									
			06	020300	1,768,530.00	06	020300	01	088806	N	Y
		DEBT SERVICE LOCAL	01	088538	595,500.00-	01	088806	01	088538	N	Y
		DEBT SERVICE LOCAL	01	088556	349,230.00-	01	088806	01	088556	N	Y
		DEBT SERVICE LOCAL	01	088564	375,800.00-	01	088806	01	088564	N	Y
		DEBT SERVICE LOCAL	01	088850	448,000.00-	01	088806	01	088850	N	Y
		** Decrease in Fund Balance **			0.00						
01	088807	SAGO-HOLD-TCE									
		DEBT SERVICE FY 19	07	021000	279,400.00	07	021000	01	088807	N	Y
		DEBT SERVICE LOCAL	01	088535	182,000.00-	01	088807	01	088535	N	Y
		DEBT SERVICE LOCAL	01	088557	97,400.00-	01	088807	01	088557	N	Y
		** Decrease in Fund Balance **			0.00						
01	088808	SAGO-HOLD-TEES									
		AGN NUCLEAR REACTOR	28	023900	54,000.00	28	023900	01	088808	N	Y
		ENG. EDUCATION COMPLEX	28	023900	88,000.00	28	023900	01	088808	N	Y
		TEES INDUSTRY LAB	28	023900	120,000.00	28	023900	01	088808	N	Y
		HEALTH TECHNOLOGIES BLDG	28	023900	195,000.00	28	023900	01	088808	N	Y
		AGRICULTURE BLDG #5	28	023900	220,000.00	28	023900	01	088808	N	Y
		ROWLETT INDUSTRIAL BLDG	28	023900	285,000.00	28	023900	01	088808	N	Y
		TTI HEADQUARTERS	28	023900	352,000.00	28	023900	01	088808	N	Y
		TEES HEADQUARTER BLDG	28	023900	360,000.00	28	023900	01	088808	N	Y
		DEBT SERVICE LOCAL	01	088850	1,674,000.00-	01	088808	01	088850	N	Y
		** Decrease in Fund Balance **			0.00						
01	088812	SAGO-HOLD-TTI									
		DEBT SERVICE TRANSFER	12	022080	619,798.00	12	022080	01	088812	N	Y
		DEBT SERVICE LOCAL	01	088535	261,250.00-	01	088812	01	088535	N	Y
		DEBT SERVICE LOCAL	01	088554	39,398.00-	01	088812	01	088554	N	Y
		DEBT SERVICE LOCAL	01	088559	151,150.00-	01	088812	01	088559	N	Y
		DEBT SERVICE LOCAL	01	088850	168,000.00-	01	088812	01	088850	N	Y
		** Decrease in Fund Balance **			0.00						
01	088821	SAGO-HOLD-TAMUC									
		ENERGY SAVINGS	21	029700	210,764.00	21	029700	01	088821	N	Y
		RSC-DESIG	21	029700	500,000.00	21	029700	01	088821	N	Y
		MEMORIAL STAD	21	030010	79,950.00	21	030010	01	088821	N	Y

Printed on a Xerox 9700 Laser Printing System at the Computing Services Center / Texas A&M University

Form: URGB01 (02/05/85)

CC	Account	Transaction Description	- Offset - CC	Account	Amount	Actual Entry From CC	From Account	To CC	To Account	Feed	Mand
01	088821	SAGO-HOLD-TAMUC									
		DORM SAFETY	21	031000	122,572.00	21	031000	01	088821	N	Y
		WHITLEY CODE COMP	21	031000	143,354.00	21	031000	01	088821	N	Y
		NEW PRIDE APTS	21	031000	492,994.00	21	031000	01	088821	N	Y
		PRAIRIE CROSSING	21	031004	699,620.00	21	031004	01	088821	N	Y
		PRIDE ROCK	21	031006	1,001,420.00	21	031006	01	088821	N	Y
		PHASE II	21	031008	1,770,192.00	21	031008	01	088821	N	Y
		RSC EXPANSION	21	031010	525,850.00	21	031010	01	088821	N	Y
		RSC	21	032130	1,122,672.00	21	032130	01	088821	N	Y
		MRC EXPANSION	21	032180	210,000.00	21	032180	01	088821	N	Y
		MRC	21	032180	500,618.00	21	032180	01	088821	N	Y
		DEBT SERVICE LOCAL	01	088535	682,240.00-	01	088821	01	088535	N	Y
		DEBT SERVICE LOCAL	01	088537	750,810.00-	01	088821	01	088537	N	Y
		DEBT SERVICE LOCAL	01	088538	346,790.00-	01	088821	01	088538	N	Y
		DEBT SERVICE LOCAL	01	088539	1,473,750.00-	01	088821	01	088539	N	Y
		DEBT SERVICE LOCAL	01	088554	1,050,890.00-	01	088821	01	088554	N	Y
		DEBT SERVICE LOCAL	01	088556	1,275,108.00-	01	088821	01	088556	N	Y
		DEBT SERVICE LOCAL	01	088557	300,600.00-	01	088821	01	088557	N	Y
		DEBT SERVICE LOCAL	01	088558	64,344.00-	01	088821	01	088558	N	Y
		DEBT SERVICE LOCAL	01	088561	34,432.00-	01	088821	01	088561	N	Y
		DEBT SERVICE LOCAL	01	088562	338,750.00-	01	088821	01	088562	N	Y
		DEBT SERVICE LOCAL	01	088564	852,292.00-	01	088821	01	088564	N	Y
		DEBT SERVICE LOCAL	01	088850	210,000.00-	01	088821	01	088850	N	Y
		** Decrease in Fund Balance **			0.00						
01	088822	SAGO-HOLD-TAMUT									
		STUDENT HOUSING	22	036000	899,500.00	22	036000	01	088822	N	Y
		DEBT SERVICE LOCAL	01	088538	291,350.00-	01	088822	01	088538	N	Y
		DEBT SERVICE LOCAL	01	088564	608,150.00-	01	088822	01	088564	N	Y
		** Decrease in Fund Balance **			0.00						
01	088823	SAGO-HOLD-TAMUSHSC									
		IBT DEBT SERVICE-CENTRAL	23	024440	99,976.00	23	024440	01	088823	N	Y
		COD BLDG DEBT SERVICE-CENTRAL	23	024440	375,000.00	23	024440	01	088823	N	Y
		COD NEW BLDG DEBT SERVICE	23	024440	750,000.00	23	024440	01	088823	N	Y
		COD DEBT SERVICE	23	024440	110,114.00	23	024440	01	088823	N	Y
		COM DEBT SERVICE	23	024440	147,984.00	23	024440	01	088823	N	Y
		MREB DEBT SERVICE-CENTRAL	23	024440	243,425.00	23	024440	01	088823	N	Y
		MREBII DEBT SERVICE-CENTRAL	23	024440	354,000.00	23	024440	01	088823	N	Y
		DEBT SERVICE LOCAL	01	088537	109,573.00-	01	088823	01	088537	N	Y
		DEBT SERVICE LOCAL	01	088538	183,051.00-	01	088823	01	088538	N	Y
		DEBT SERVICE LOCAL	01	088554	204,492.00-	01	088823	01	088554	N	Y
		DEBT SERVICE LOCAL	01	088561	11,083.00-	01	088823	01	088561	N	Y
		DEBT SERVICE LOCAL	01	088564	93,300.00-	01	088823	01	088564	N	Y
		DEBT SERVICE LOCAL	01	088850	1,479,000.00-	01	088823	01	088850	N	Y
		** Decrease in Fund Balance **			0.00						

Printed on a Xerox 9700 Laser Printing System at the Computing Services Center / Texas A&M University

Form: URGB01 (02/05/85)

CC	Account	Transaction Description	- Offset - CC	Account	Amount	Actual Entry From CC	From Account	To CC	To Account	Feed	Mand
01	088824	SAGO-HOLD-TAMUCT									
		LAND PURCHASE DEBT SVC TRANS	24	020010	45,000.00	24	020010	01	088824	N	Y
		DEBT SERVICE LOCAL	01	088850	45,000.00-	01	088824	01	088850	N	Y
		** Decrease in Fund Balance **			0.00						
01	088825	RETIREMENT OF INDEBTEDNESS									
		PUF DEBT SERVICE	01	021001	123,573,522.00	01	210010	01	088825	Y	Y
		** Increase in Fund Balance **			123,573,522.00						
01	088827	SAGO-HOLD-TSU									
		FY19 DEBT SERVICE-USF	04	020001	256,000.00	04	020001	01	088827	N	Y
		FY19 DEBT SERVICE-DT	04	020001	952,348.00	04	020001	01	088827	N	Y
		FY19 DEBT SERVICE PARKING	04	030001	83,089.00	04	030001	01	088827	N	Y
		FY19 DEBT SERVICE REC SPORTS	04	030001	795,012.00	04	030001	01	088827	N	Y
		FY19 DEBT SERVICE DINING	04	030001	1,833,833.00	04	030001	01	088827	N	Y
		FY19 DEBT SERVICE HOUSING	04	030001	2,878,260.00	04	030001	01	088827	N	Y
		FY19 DEBT SERVICE STADIUM GIFT	04	051143	672,000.00	04	051143	01	088827	N	Y
		FY19 DEBT SERVICE - SHS LOCKER	04	083539	674,650.00	04	083539	01	088827	N	Y
		DEBT SERVICE LOCAL	01	088535	621,776.00-	01	088827	01	088535	N	Y
		DEBT SERVICE LOCAL	01	088537	88,280.00-	01	088827	01	088537	N	Y
		DEBT SERVICE LOCAL	01	088538	547,916.00-	01	088827	01	088538	N	Y
		DEBT SERVICE LOCAL	01	088539	127,500.00-	01	088827	01	088539	N	Y
		DEBT SERVICE LOCAL	01	088554	1,214,954.00-	01	088827	01	088554	N	Y
		DEBT SERVICE LOCAL	01	088556	1,985,942.00-	01	088827	01	088556	N	Y
		DEBT SERVICE LOCAL	01	088559	361,250.00-	01	088827	01	088559	N	Y
		DEBT SERVICE LOCAL	01	088561	8,932.00-	01	088827	01	088561	N	Y
		DEBT SERVICE LOCAL	01	088564	530,992.00-	01	088827	01	088564	N	Y
		DEBT SERVICE LOCAL	01	088850	2,657,650.00-	01	088827	01	088850	N	Y
		** Decrease in Fund Balance **			0.00						
01	088828	SAGO-HOLD-PVAMU									
		FY 2019 CAPITAL RENEWAL DEBT	05	020102	394,750.00	05	020102	01	088828	N	Y
		FY 2019 DESIGNATED DEBT SVC	05	020102	1,504,428.00	05	020102	01	088828	N	Y
		FY 2019 BASEBALL FIELD GRANDST	05	030001	108,750.00	05	030001	01	088828	N	Y
		FY 2019 STADIUM & ATHLETIC FI	05	030001	145,754.00	05	030001	01	088828	N	Y
		FY 2019 STUDENT CENTER DEBT	05	030001	319,587.00	05	030001	01	088828	N	Y
		FY 2019 PARKING GARAGE DEBT	05	030001	850,862.00	05	030001	01	088828	N	Y
		FY 2019 RECREATION CENTER DEBT	05	030001	1,550,236.00	05	030001	01	088828	N	Y
		FY 2019 STADIUM & ATHLETIC FIE	05	030001	2,463,948.00	05	030001	01	088828	N	Y
		DEBT SERVICE LOCAL	01	088538	446,026.00-	01	088828	01	088538	N	Y
		DEBT SERVICE LOCAL	01	088539	503,500.00-	01	088828	01	088539	N	Y
		DEBT SERVICE LOCAL	01	088553	1,302,550.00-	01	088828	01	088553	N	Y
		DEBT SERVICE LOCAL	01	088554	2,126,294.00-	01	088828	01	088554	N	Y
		DEBT SERVICE LOCAL	01	088556	2,609,702.00-	01	088828	01	088556	N	Y
		DEBT SERVICE LOCAL	01	088564	350,242.00-	01	088828	01	088564	N	Y
		** Increase in Fund Balance **			1.00						

Printed on a Xerox 9700 Laser Printing System at the Computing Services Center / Texas A&M University

Form: URGB01 (02/05/85)

CC	Account	Transaction Description	- Offset - CC	Account	Amount	Actual Entry From CC	Account	To CC	Account	Feed	Mand
01	088829	SAGO-HOLD-TAMUK									
		TRF FOR TRACK & FIELD DEBT SVC	17	021505	150,000.00	17	021505	01	088829	N	Y
		STUDENT UNION RENOV DEBT SVC	17	021675	108,750.00	17	021675	01	088829	N	Y
		R/S INTRAMURAL DEBT SERVICE	17	031400	503,648.00	17	031400	01	088829	N	Y
		REC SPORTS BLDG DEBT SERVICE	17	031400	836,510.00	17	031400	01	088829	N	Y
		DEBT SERVICE FOR STADIUM ADA	17	031500	279,358.00	17	031500	01	088829	N	Y
		CAMPUS PAVEMENT/PARK DEBT SVC	17	031700	352,538.00	17	031700	01	088829	N	Y
		TRF FOR TRACK & FIELD DEBT SVC	17	032451	67,500.00	17	032451	01	088829	N	Y
		LIBRARY HVAC DEBT SVC	17	033400	57,572.00	17	033400	01	088829	N	Y
		DINING DEBT SVC	17	033400	351,758.00	17	033400	01	088829	N	Y
		POTEET HALL RENOV DEBT SERVICE	17	033800	165,750.00	17	033800	01	088829	N	Y
		STD HOUSING PHASE I DEBT SVC	17	034100	1,843,236.00	17	034100	01	088829	N	Y
		STD HOUSING PHASE II DEBT SVC	17	034200	1,047,900.00	17	034200	01	088829	N	Y
		DEBT SERVICE LOCAL	01	088535	1,371,760.00-	01	088829	01	088535	N	Y
		DEBT SERVICE LOCAL	01	088537	88,000.00-	01	088829	01	088537	N	Y
		DEBT SERVICE LOCAL	01	088538	411,800.00-	01	088829	01	088538	N	Y
		DEBT SERVICE LOCAL	01	088539	492,000.00-	01	088829	01	088539	N	Y
		DEBT SERVICE LOCAL	01	088553	240,200.00-	01	088829	01	088553	N	Y
		DEBT SERVICE LOCAL	01	088556	279,358.00-	01	088829	01	088556	N	Y
		DEBT SERVICE LOCAL	01	088557	1,394,800.00-	01	088829	01	088557	N	Y
		DEBT SERVICE LOCAL	01	088558	61,406.00-	01	088829	01	088558	N	Y
		DEBT SERVICE LOCAL	01	088562	115,538.00-	01	088829	01	088562	N	Y
		DEBT SERVICE LOCAL	01	088563	503,648.00-	01	088829	01	088563	N	Y
		DEBT SERVICE LOCAL	01	088564	709,010.00-	01	088829	01	088564	N	Y
		DEBT SERVICE LOCAL	01	088850	97,000.00-	01	088829	01	088850	N	Y
		** Decrease in Fund Balance **			0.00						
01	088830	SAGO-HOLD-TAMUCC									
		PARKING GARAGE (ISLAND)	15	024000	1,170,000.00	15	024000	01	088830	N	Y
		UAS EQUIP/MINOR RENOV	15	024712	99,120.00	15	024712	01	088830	N	Y
		UAS EQUIP/MINOR RENOV	15	024712	434,120.00	15	024712	01	088830	N	Y
		RFS - REC SPORTS FIELDS ENHANC	15	030006	54,000.00	15	030006	01	088830	N	Y
		RFS - WELLNESS CENTER	15	030006	205,726.00	15	030006	01	088830	N	Y
		RFS - WELLNESS CENTER	15	030006	745,726.00	15	030006	01	088830	N	Y
		RFS - DINING HALL	15	032004	12,988.00	15	032004	01	088830	N	Y
		RFS - DINING HALL	15	032004	301,500.00	15	032004	01	088830	N	Y
		RFS - DINING HALL	15	032004	36,500.00	15	032004	01	088830	N	Y
		RFS UNIVERSITY EXPANSION CTR	15	032004	40,475.00	15	032004	01	088830	N	Y
		RFS - DINING HALL	15	032004	92,675.00	15	032004	01	088830	N	Y
		RFS - DINING HALL	15	032004	95,175.00	15	032004	01	088830	N	Y
		RFS UNIVERSITY EXPANSION CTR	15	032009	12,988.00	15	032009	01	088830	N	Y
		RFS UNIVERSITY EXPANSION CTR	15	032009	95,475.00	15	032009	01	088830	N	Y
		RFS - UNIVERSITY EXPANSION CTR	15	032010	7,959.00	15	032010	01	088830	N	Y
		RFS UNIVERSITY CENTER	15	032010	42,364.00	15	032010	01	088830	N	Y
		RFS - UNIVERSITY EXPANSION CTR	15	032010	70,000.00	15	032010	01	088830	N	Y
		RFS - UNIVERSITY EXPANSION CTR	15	032010	77,959.00	15	032010	01	088830	N	Y
		RFS - UNIVERSITY EXPANSION CTR	15	032010	243,275.00	15	032010	01	088830	N	Y

Printed on a Xerox 9700 Laser Printing System at the Computing Services Center / Texas A&M University

Form: URGB01 (02/05/85)

CC	Account	Transaction Description	- Offset - CC	Account	Amount	Actual Entry From CC	From Account	To CC	To Account	Feed	Mand
01	088830	SAGO-HOLD-TAMUCC									
		RFS UNIVERSITY CENTER	15	032010	316,264.00	15	032010	01	088830	N	Y
		RFS - UNIVERSITY EXPANSION CTR	15	032010	578,275.00	15	032010	01	088830	N	Y
		PARKING GARAGE	15	034000	9,900.00	15	034000	01	088830	N	Y
		PARKING GARAGE	15	034000	22,963.00	15	034000	01	088830	N	Y
		PARKING GARAGE	15	034000	340,000.00	15	034000	01	088830	N	Y
		PARKING GARAGE	15	034000	349,900.00	15	034000	01	088830	N	Y
		PARKING GARAGE	15	034000	427,963.00	15	034000	01	088830	N	Y
		RFS-MOMENTUM SPORTS	15	035000	30,000.00	15	035000	01	088830	N	Y
		RFS-MOMENTUM SPORTS	15	035000	75,757.00	15	035000	01	088830	N	Y
		RFS-MOMENTUM SPORTS	15	035000	78,557.00	15	035000	01	088830	N	Y
		CP=CHAPMAN FIELD	15	035000	238,500.00	15	035000	01	088830	N	Y
		RFS-MOMENTUM SPORTS	15	035000	245,000.00	15	035000	01	088830	N	Y
		DEBT SERVICE LOCAL	01	088538	450,926.00-	01	088830	01	088538	N	Y
		DEBT SERVICE LOCAL	01	088539	613,000.00-	01	088830	01	088539	N	Y
		DEBT SERVICE LOCAL	01	088553	957,500.00-	01	088830	01	088553	N	Y
		DEBT SERVICE LOCAL	01	088554	891,868.00-	01	088830	01	088554	N	Y
		DEBT SERVICE LOCAL	01	088556	951,452.00-	01	088830	01	088556	N	Y
		DEBT SERVICE LOCAL	01	088564	1,223,858.00-	01	088830	01	088564	N	Y
		DEBT SERVICE LOCAL	01	088850	1,462,500.00-	01	088830	01	088850	N	Y
		** Decrease in Fund Balance **			0.00						
01	088831	SAGO-HOLD-TAMUG									
		RFS BONDS,SERIES2009AB NOV2018	10	026110	2,980.00	10	026110	01	088831	N	Y
		RFS BONDS,SERIES2016C MAY2019	10	026110	41,499.00	10	026110	01	088831	N	Y
		RFS BONDS,SERIES2016C NOV2018	10	026110	41,501.00	10	026110	01	088831	N	Y
		RFS BONDS,SERIES2009AB MAY2019	10	026110	151,980.00	10	026110	01	088831	N	Y
		RFS BONDS,SERIES2013AB NOV2018	10	026340	9,000.00	10	026340	01	088831	N	Y
		RFS BONDS,SERIES2017E NOV2018	10	026340	22,542.00	10	026340	01	088831	N	Y
		RFS BONDS,SERIES2017E MAY2019	10	026340	23,542.00	10	026340	01	088831	N	Y
		RFS BONDS,SERIES2013AB MAY2019	10	026340	74,000.00	10	026340	01	088831	N	Y
		RFS COMMERCIAL PAPER SEP2018	10	026340	152,455.00	10	026340	01	088831	N	Y
		RFS BONDS,SERIES2016A NOV2018	10	026610	3,300.00	10	026610	01	088831	N	Y
		RFS BONDS,SERIES2016A MAY2019	10	026610	33,300.00	10	026610	01	088831	N	Y
		RFS BONDS,SERIES2013AB NOV2018	10	026615	6,750.00	10	026615	01	088831	N	Y
		RFS BONDS,SERIES2017E NOV2018	10	026615	17,362.00	10	026615	01	088831	N	Y
		RFS BONDS,SERIES2017E MAY2019	10	026615	18,162.00	10	026615	01	088831	N	Y
		RFS BONDS,SERIES2013AB MAY2019	10	026615	56,750.00	10	026615	01	088831	N	Y
		RFS BONDS,SERIES2016B NOV2018	10	026630	26,900.00	10	026630	01	088831	N	Y
		RFS BONDS,SERIES2016B MAY2019	10	026630	81,900.00	10	026630	01	088831	N	Y
		RFS BONDS,SERIES2016B NOV2018	10	034006	2,279.00	10	034006	01	088831	N	Y
		RFS BONDS,SERIES2013AB MAY2019	10	034006	45,500.00	10	034006	01	088831	N	Y
		RFS BONDS,SERIES2013AB NOV2018	10	034006	5,500.00	10	034006	01	088831	N	Y
		RFS BONDS,SERIES2017E MAY2019	10	034006	6,659.00	10	034006	01	088831	N	Y
		RFS BONDS,SERIES2017E NOV2018	10	034006	6,661.00	10	034006	01	088831	N	Y
		RFS BONDS,SERIES2016B MAY2019	10	034006	17,279.00	10	034006	01	088831	N	Y
		RFS BONDS,SERIES2015C NOV2018	10	034008	17,768.00	10	034008	01	088831	N	Y

Printed on a Xerox 9700 Laser Printing System at the Computing Services Center / Texas A&M University

Form: URGB01 (02/05/85)

CC	Account	Transaction Description	- Offset - CC	Account	Amount	-------- Actual Entry --------- ---- From ----- CC	Account	----- To ------ CC	Account	Feed	Mand
01	088831	SAGO-HOLD-TAMUG									
		RFS BONDS,SERIES2015C MAY2019	10	034008	132,768.00	10	034008	01	088831	N	Y
		RFS BONDS,SERIES2013AB NOV2018	10	034008	209,500.00	10	034008	01	088831	N	Y
		RFS BONDS,SERIES2017E NOV2018	10	034008	247,267.00	10	034008	01	088831	N	Y
		RFS BONDS,SERIES2017E MAY2019	10	034008	264,367.00	10	034008	01	088831	N	Y
		RFS BONDS,SERIES2013AB MAY2019	10	034008	654,500.00	10	034008	01	088831	N	Y
		DEBT SERVICE LOCAL	01	088535	154,960.00-	01	088831	01	088535	N	Y
		DEBT SERVICE LOCAL	01	088539	1,061,500.00-	01	088831	01	088539	N	Y
		DEBT SERVICE LOCAL	01	088554	150,536.00-	01	088831	01	088554	N	Y
		DEBT SERVICE LOCAL	01	088556	164,958.00-	01	088831	01	088556	N	Y
		DEBT SERVICE LOCAL	01	088557	83,000.00-	01	088831	01	088557	N	Y
		DEBT SERVICE LOCAL	01	088564	606,562.00-	01	088831	01	088564	N	Y
		DEBT SERVICE LOCAL	01	088850	152,455.00-	01	088831	01	088850	N	Y
		** Decrease in Fund Balance **			0.00						
01	088832	SAGO-HOLD-TAMU									
		FY19 DEBT SERVICE	02	020473	1,190,126.00	02	020473	01	088832	N	Y
		FY 19 COMMERCIAL PAPER	02	020601	1,774,161.00	02	020601	01	088832	N	Y
		FY19 DEBT SERVICE (TAMUG)	02	021108	188,291.00	02	021108	01	088832	N	Y
		FY19 DEBT SERVICE	02	021108	588,532.00	02	021108	01	088832	N	Y
		FY19 DEBT SERVICE	02	021277	358,696.00	02	021277	01	088832	N	Y
		FY19 DEBT SERVICE	02	023701	2,070,776.00	02	023701	01	088832	N	Y
		FY19 COMMERCIAL PAPER	02	023799	1,158,870.00	02	023799	01	088832	N	Y
		FY19 DEBT SERVICE	02	023799	2,803,518.00	02	023799	01	088832	N	Y
		FY19 COMMERCIAL PAPER	02	023902	220,000.00	02	023902	01	088832	N	Y
		FY19 DEBT SERVICE	02	023902	2,237,272.00	02	023902	01	088832	N	Y
		FY19 COMMERCIAL PAPER	02	027016	1,999,444.00	02	027016	01	088832	N	Y
		FY19 DEBT SERVICE	02	027016	10,313,330.00	02	027016	01	088832	N	Y
		FY19 DEBT SERVICE	02	027030	192,040.00	02	027030	01	088832	N	Y
		FY19 COMMERCIAL PAPER	02	030009	1,556,000.00	02	030009	01	088832	N	Y
		FY19 DEBT SERVICE	02	030009	22,162,424.00	02	030009	01	088832	N	Y
		FY19 DEBT SERVICE	02	030021	627,336.00	02	030021	01	088832	N	Y
		FY19 COMMERCIAL PAPER	02	030054	2,462,321.00	02	030054	01	088832	N	Y
		FY19 DEBT SERVICE	02	030054	3,445,378.00	02	030054	01	088832	N	Y
		FY19 COMMERCIAL PAPER	02	030062	2,010,770.00	02	030062	01	088832	N	Y
		FY19 DEBT SERVICE	02	030062	25,990,762.00	02	030062	01	088832	N	Y
		FY19 DEBT SERVICE	02	030073	107,666.00	02	030073	01	088832	N	Y
		FY19 COMMERCIAL PAPER	02	030179	29,700.00	02	030179	01	088832	N	Y
		FY19 DEBT SERVICE	02	030179	3,612,680.00	02	030179	01	088832	N	Y
		FY19 DEBT SERVICE	02	030289	4,643,978.00	02	030289	01	088832	N	Y
		FY19 DEBT SERVICE	02	033700	561,802.00	02	033700	01	088832	N	Y
		FY19 COMMERCIAL PAPER-GARDENS	02	050000	326,921.00	02	050000	01	088832	N	Y
		FY19 COMMERCIAL PAPER-MAC	02	050000	1,990,488.00	02	050000	01	088832	N	Y
		FY19 COMMERCIAL PAPER-CLEN	02	050000	9,800,670.00	02	050000	01	088832	N	Y
		FY19 COMM PAPER-12TH MAN	02	050000	34,477,223.00	02	050000	01	088832	N	Y
		FY19 COMMERCIAL PAPER	02	085008	345,000.00	02	085008	01	088832	N	Y
		FY19 DEBT SERVICE	02	085008	15,153,143.00	02	085008	01	088832	N	Y

Printed on a Xerox 9700 Laser Printing System at the Computing Services Center / Texas A&M University

Form: URGB01 (02/05/85)

CC	Account	Transaction Description	- Offset - CC	Account	Amount	-------- Actual Entry --------- ---- From ----- CC	Account	----- To ------ CC	Account	Feed	Mand
01	088832	SAGO-HOLD-TAMU									
		DEBT SERVICE LOCAL	01	088535	8,339,894.00-	01	088832	01	088535	N	Y
		DEBT SERVICE LOCAL	01	088536	358,696.00-	01	088832	01	088536	N	Y
		DEBT SERVICE LOCAL	01	088537	4,773,597.00-	01	088832	01	088537	N	Y
		DEBT SERVICE LOCAL	01	088538	1,644,510.00-	01	088832	01	088538	N	Y
		DEBT SERVICE LOCAL	01	088539	4,347,300.00-	01	088832	01	088539	N	Y
		DEBT SERVICE LOCAL	01	088550	11,342,954.00-	01	088832	01	088550	N	Y
		DEBT SERVICE LOCAL	01	088551	8,384,250.00-	01	088832	01	088551	N	Y
		DEBT SERVICE LOCAL	01	088553	1,975,404.00-	01	088832	01	088553	N	Y
		DEBT SERVICE LOCAL	01	088554	10,831,964.00-	01	088832	01	088554	N	Y
		DEBT SERVICE LOCAL	01	088555	4,006,468.00-	01	088832	01	088555	N	Y
		DEBT SERVICE LOCAL	01	088556	20,276,687.00-	01	088832	01	088556	N	Y
		DEBT SERVICE LOCAL	01	088557	2,020,650.00-	01	088832	01	088557	N	Y
		DEBT SERVICE LOCAL	01	088558	966,252.00-	01	088832	01	088558	N	Y
		DEBT SERVICE LOCAL	01	088559	3,952,350.00-	01	088832	01	088559	N	Y
		DEBT SERVICE LOCAL	01	088561	482,769.00-	01	088832	01	088561	N	Y
		DEBT SERVICE LOCAL	01	088563	5,865,986.00-	01	088832	01	088563	N	Y
		DEBT SERVICE LOCAL	01	088564	6,678,020.00-	01	088832	01	088564	N	Y
		DEBT SERVICE LOCAL	01	088850	58,151,568.00-	01	088832	01	088850	N	Y
		** Decrease in Fund Balance **			1.00-						
01	088834	SAGO HOLD-WTAMU									
		UII TO SAGO FOR SVC	18	020006	143,280.00	18	020006	01	088834	N	Y
		Gift to SAGO for Debt SVC	18	020006	300,000.00	18	020006	01	088834	N	Y
		UCF TO SAGO DEBT SVC	18	020006	542,370.00	18	020006	01	088834	N	Y
		DES TUIT TO SAGO FOR DEBT SVC	18	020006	1,145,131.00	18	020006	01	088834	N	Y
		ATH DEBT SVC TO SAGO	18	030000	2,229,732.00	18	030000	01	088834	N	Y
		AUX TO SAGO FOR DEBT SVC	18	033206	5,322,973.00	18	033206	01	088834	N	Y
		DEBT SERVICE LOCAL	01	088537	1,367,250.00-	01	088834	01	088537	N	Y
		DEBT SERVICE LOCAL	01	088538	181,264.00-	01	088834	01	088538	N	Y
		DEBT SERVICE LOCAL	01	088539	1,514,550.00-	01	088834	01	088539	N	Y
		DEBT SERVICE LOCAL	01	088554	483,598.00-	01	088834	01	088554	N	Y
		DEBT SERVICE LOCAL	01	088556	667,692.00-	01	088834	01	088556	N	Y
		DEBT SERVICE LOCAL	01	088562	1,842,390.00-	01	088834	01	088562	N	Y
		DEBT SERVICE LOCAL	01	088564	897,512.00-	01	088834	01	088564	N	Y
		DEBT SERVICE LOCAL	01	088850	2,729,230.00-	01	088834	01	088850	N	Y
		** Decrease in Fund Balance **			0.00						
01	088836	SAGO-HOLD-TAMIU									
		RFS COMM PAPER-UTLYSAV SEP18	16	021200	271,680.00	16	021200	01	088836	N	Y
		RFS COMM PAPER SEP 18	16	030036	240,203.00	16	030036	01	088836	N	Y
		RFS BONDS,SERIES 2015C NOV18	16	030037	74,950.00	16	030037	01	088836	N	Y
		RFS BONDS,SERIES 2015C MAY19	16	030037	867,150.00	16	030037	01	088836	N	Y
		RFS BONDS,SERIES 2010AB NOV18	16	030300	11,000.00	16	030300	01	088836	N	Y
		RFS BONDS,SERIES 2015C NOV18	16	030300	26,387.00	16	030300	01	088836	N	Y
		RFS BONDS,SERIES 2015AB NOV18	16	030300	42,775.00	16	030300	01	088836	N	Y
		RFS BONDS,2017C NOV18 & MAY19	16	030300	47,250.00	16	030300	01	088836	N	Y

Printed on a Xerox 9700 Laser Printing System at the Computing Services Center / Texas A&M University

Form: URGB01 (02/05/85)

CC	Account	Transaction Description	Offset CC	Offset Account	Amount	Actual Entry From CC	Actual Entry From Account	Actual Entry To CC	Actual Entry To Account	Feed	Mand
01	088836	SAGO-HOLD-TAMIU									
		RFS BONDS, 2017E NOV18 MAY19	16	030300	52,598.00	16	030300	01	088836	N	Y
		RFS BONDS,SERIES 2015AB MAY19	16	030300	182,775.00	16	030300	01	088836	N	Y
		RFS BONDS,SERIES 2015C MAY19	16	030300	195,887.00	16	030300	01	088836	N	Y
		RFS BONDS,SERIES 2010AB MAY19	16	030300	226,000.00	16	030300	01	088836	N	Y
		DEBT SERVICE LOCAL	01	088537	237,000.00-	01	088836	01	088537	N	Y
		DEBT SERVICE LOCAL	01	088553	225,550.00-	01	088836	01	088553	N	Y
		DEBT SERVICE LOCAL	01	088554	1,164,374.00-	01	088836	01	088554	N	Y
		DEBT SERVICE LOCAL	01	088562	47,250.00-	01	088836	01	088562	N	Y
		DEBT SERVICE LOCAL	01	088564	52,598.00-	01	088836	01	088564	N	Y
		DEBT SERVICE LOCAL	01	088850	511,883.00-	01	088836	01	088850	N	Y
		** Decrease in Fund Balance **			0.00						
01	088839	SAGO-HOLD-TEEX									
			09	020121	1,375,250.00	09	020121	01	088839	N	Y
		DEBT SERVICE_LOCAL	01	088537	624,750.00-	01	088839	01	088537	N	Y
		DEBT SERVICE LOCAL	01	088850	750,500.00-	01	088839	01	088850	N	Y
		** Decrease in Fund Balance **			0.00						
01	088850	RFS COMMERCIAL PAPER									
		DEBT SERVICE HEF	01	011251	559,660.00	01	011251	01	088850	N	Y
		DEBT SERVICE HEF	01	011252	1,157,330.00	01	011252	01	088850	N	Y
		DEBT SERVICE HEF	01	011255	812,210.00	01	011255	01	088850	N	Y
		RFS DS RELLIS CAMPUS INFRASTR	01	021001	30,000.00	01	210010	01	088850	N	Y
		RFS DS RELLIS ASBESTOS SUR/DEM	01	021001	141,000.00	01	210010	01	088850	N	Y
		RFS DS PVAMU FLOOD/TSU HAIL	01	026120	224,281.00	01	261200	01	088850	Y	Y
		RFS DS WTAMU HAIL DAMAGE	01	026120	137,000.00	01	261200	01	088850	Y	Y
		DEBT SERVICE LOCAL	01	088800	282,000.00	01	088800	01	088850	N	Y
		DEBT SERVICE LOCAL	01	088806	448,000.00	01	088806	01	088850	N	Y
		DEBT SERVICE LOCAL	01	088808	1,674,000.00	01	088808	01	088850	N	Y
		DEBT SERVICE LOCAL	01	088812	168,000.00	01	088812	01	088850	N	Y
		DEBT SERVICE LOCAL	01	088821	210,000.00	01	088821	01	088850	N	Y
		DEBT SERVICE LOCAL	01	088823	1,479,000.00	01	088823	01	088850	N	Y
		DEBT SERVICE LOCAL	01	088824	45,000.00	01	088824	01	088850	N	Y
		DEBT SERVICE LOCAL	01	088827	2,657,650.00	01	088827	01	088850	N	Y
		DEBT SERVICE LOCAL	01	088829	97,000.00	01	088829	01	088850	N	Y
		DEBT SERVICE LOCAL	01	088830	1,462,500.00	01	088830	01	088850	N	Y
		DEBT SERVICE LOCAL	01	088831	152,455.00	01	088831	01	088850	N	Y
		DEBT SERVICE LOCAL	01	088832	58,151,568.00	01	088832	01	088850	N	Y
		DEBT SERVICE LOCAL	01	088834	2,729,230.00	01	088834	01	088850	N	Y
		DEBT SERVICE LOCAL	01	088836	511,883.00	01	088836	01	088850	N	Y
		DEBT SERVICE LOCAL	01	088839	750,500.00	01	088839	01	088850	N	Y
		** Increase in Fund Balance **			73,880,267.00						

Printed on a Xerox 9700 Laser Printing System at the Computing Services Center / Texas A&M University

Form: URGB01 (02/05/85)

					Actual Entry					
			Offset		From		To			
CC	Account	Transaction Description	CC	Account	Amount	CC	Account	CC	Account	Feed	Mand
--	-------	------------------------------------	--	-------	------------------	--	----------	--	----------	----	----

****
* *
* BLANK PAGE *
* *
****

Printed on a Xerox 9700 Laser Printing System at the Computing Services Center / Texas A&M University

Form: URGB01 (02/05/85)

CC	Account	Transaction Description	Offset CC	Offset Account	Amount	Actual Entry From CC	Actual Entry From Account	Actual Entry To CC	Actual Entry To Account	Feed	Mand
01	020240	SYSTEM OFFICE ACTIVITIES									
		STAFF COUNCIL OPERATIONS	01	202400	16,600.00-	01	279000	01	202400	Y	
		** Potential Decrease in Fund Balan			16,600.00-						
01	021001	TAMUS AUF									
		SYSTEM OFFICES AUF ALLOCATION	01	210010	21,294,000.00	01	210010	01	215001	Y	
		SYS OFFICES AUF ONE-TIME ALLOC	01	210010	1,000,000.00	01	210010	01	215001	Y	
		RFS DS RELLIS ASBESTOS SUR/DEM	01	210010	141,000.00	01	210010	01	088850	N	Y
		TAMHSC ACCREDITATION PMT 1OF5	01	210010	5,000,000.00	01	210010	01	021600	Y	
		RFS DS RELLIS CAMPUS INFRASTR	01	210010	2,993,227.00	01	210010	01	088563	N	Y
		PVAMU LAW SCHOOL GIFT MTCH F&E	01	210010	720,000.00	01	210010	01	021602	Y	
		RFS DS RELLIS CAMPUS INFRASTR	01	210010	30,000.00	01	210010	01	088850	N	Y
		TAMU LAW SCHOOL GIFT MATCH	01	210010	4,000,000.00	01	210010	01	021602	Y	
		REGENTS' GRANTS	01	210010	3,000,000.00	01	210010	01	021600	Y	
		PUF DEBT SERVICE	01	210010	123,573,522.00	01	210010	01	088825	Y	Y
		CHANCELLOR ONE-TIME (CRI)	01	210010	38,000,000.00	01	210010	01	021600	Y	
		RELLIS INFR SUPPT/STUD INFO SY	01	210010	4,000,000.00	01	210010	01	021640	Y	
		TAMU AUF EXCELLENCE	01	210010	119,205,000.00	01	210010	01	021001	N	
		PVAMU AUF EXCELLENCE	01	210010	21,456,000.00	01	210010	01	021001	N	
		TAMU AUF ONE-TIME (CRI)	01	210010	16,500,000.00	01	210010	01	021001	N	
		PVAMU AUF ONE-TIME EXCELLENCE	01	210010	3,500,000.00	01	210010	01	021001	N	
		HSC ONE-TIME AUF SUPPT 3 OF 5	01	210010	3,000,000.00	01	210010	01	021001	N	
		HSC - CRI PMT 1 OF 5	01	210010	2,000,000.00	01	210010	01	021001	N	
		TAMU INSTITUTE SUPPORT MOF TR	01	210010	1,000,000.00	01	210010	01	021001	N	
		SYSTEM OFFICES SHARED SVC CONT	01	210010	775,000.00	01	210010	01	021001	N	
		PVAMU F&E ONE-TIME HSC SUPPORT	01	210010	501,000.00	01	210010	01	021001	N	
		** Potential Increase in Fund Balan			371,688,749.00						
01	021500	SAGO SERVICES - AUF									
		SYS OFFICES AUF ONE-TIME ALLOC	01	215001	1,000,000.00-	01	210010	01	215001	Y	
		BUSINESS COMPUTING SERVICES	01	215001	475,824.00	01	215001	01	215130	Y	
		BUILDING OPERATIONS	01	215001	416,000.00	01	215001	01	215300	Y	
		MERIT INCREASES - AUF	01	215001	465,000.00	01	215001	01	215220	Y	
		TAMU INFRASTRUCTURE ASSESSMENT	01	215001	975,000.00	01	215001	01	215460	Y	
		GIP RETIREES	01	215001	750,000.00	01	215001	01	215230	Y	
		TTVN CHARGES	01	215001	58,058.00	01	215001	01	215350	Y	
		IFFM PROJECT	01	215001	125,000.00	01	215001	01	215170	Y	
		BPP SYSTEM	01	215001	952,051.00	01	215001	01	215510	Y	
		PROCUREMENT SERVICES	01	215001	342,363.00	01	215001	01	215280	Y	
		CIS CHARGES	01	215001	181,937.00	01	215001	01	215340	Y	
		STATE RELATIONS	01	215001	1,591,284.00	01	215001	01	215100	Y	
		FAMIS SERVICES	01	215001	2,131,303.00	01	215001	01	215530	Y	
		CHIEF INFORMATION OFFICER	01	215001	968,257.00	01	215001	01	215580	Y	
		FEDERAL RELATIONS	01	215001	1,134,323.00	01	215001	01	215570	Y	
		VICE CHANCELLOR FOR RESEARCH	01	215001	1,071,170.00	01	215001	01	215615	Y	
		EXECUTIVE VICE CHAN & CFO	01	215001	280,543.00	01	215001	01	215700	Y	
		HUMAN RESOURCES SERVICES	01	215001	186,782.00	01	215001	01	215540	Y	

Printed on a Xerox 9700 Laser Printing System at the Computing Services Center / Texas A&M University

Form: URGB01 (02/05/85)

CC	Account	Transaction Description	Offset CC	Offset Account	Amount	Actual Entry From CC	Actual Entry From Account	Actual Entry To CC	Actual Entry To Account	Feed	Mand
01	021500	SAGO SERVICES - AUF									
		ASSESSMENTS TO SYSTEM OFFICES	01	215001	277,924.00	01	215001	01	215645	Y	
		BUSINESS AFFAIRS	01	215001	649,414.00	01	215001	01	215650	Y	
		MARKETING & COMMUNICATIONS	01	215001	1,099,922.00	01	215001	01	215090	Y	
		BOARD OF REGENTS EXPENSES	01	215001	100,000.00	01	215001	01	215020-00000	Y	
		BOARD OFFICE OPERATIONS	01	215001	737,187.00	01	215001	01	215010	Y	
		GENERAL COUNSEL	01	215001	3,771,318.00	01	215001	01	215050	Y	
		SYSTEM OFFICES AUF ALLOCATION	01	215001	21,294,000.00-	01	210010	01	215001	Y	
		ACADEMIC AFFAIRS	01	215001	1,473,580.00	01	215001	01	215070-00000	Y	
		TREASURY SERVICES	01	215001	758,469.00	01	215001	01	215060	Y	
		BOARD OFFICE OPERATIONS	01	215010	737,187.00-	01	215001	01	215010	Y	
		BOARD OF REGENTS EXPENSES	01	215020-00000	100,000.00-	01	215001	01	215020-00000	Y	
		GENERAL COUNSEL	01	215050	3,771,318.00-	01	215001	01	215050	Y	
		TREASURY SERVICES	01	215060	758,469.00-	01	215001	01	215060	Y	
		ACADEMIC AFFAIRS	01	215070-00000	1,473,580.00-	01	215001	01	215070-00000	Y	
		MARKETING & COMMUNICATIONS	01	215090	1,099,922.00-	01	215001	01	215090	Y	
		STATE RELATIONS	01	215100	1,591,284.00-	01	215001	01	215100	Y	
		BUSINESS COMPUTING SERVICES	01	215130	475,824.00-	01	215001	01	215130	Y	
		IFFM PROJECT	01	215170	125,000.00-	01	215001	01	215170	Y	
		MERIT INCREASES - AUF	01	215220	465,000.00-	01	215001	01	215220	Y	
		GIP RETIREES	01	215230	750,000.00-	01	215001	01	215230	Y	
		PROCUREMENT SERVICES	01	215280	342,363.00-	01	215001	01	215280	Y	
		BUILDING OPERATIONS	01	215300	416,000.00-	01	215001	01	215300	Y	
		CIS CHARGES	01	215340	181,937.00-	01	215001	01	215340	Y	
		TTVN CHARGES	01	215350	58,058.00-	01	215001	01	215350	Y	
		TAMU INFRASTRUCTURE ASSESSMENT	01	215460	975,000.00-	01	215001	01	215460	Y	
		BPP SYSTEM	01	215510	952,051.00-	01	215001	01	215510	Y	
		FAMIS SERVICES	01	215530	2,131,303.00-	01	215001	01	215530	Y	
		HUMAN RESOURCES SERVICES	01	215540	186,782.00-	01	215001	01	215540	Y	
		FEDERAL RELATIONS	01	215570	1,134,323.00-	01	215001	01	215570	Y	
		CHIEF INFORMATION OFFICER	01	215580	968,257.00-	01	215001	01	215580	Y	
		VICE CHANCELLOR FOR RESEARCH	01	215615	1,071,170.00-	01	215001	01	215615	Y	
		ASSESSMENTS TO SYSTEM OFFICES	01	215645	277,924.00-	01	215001	01	215645	Y	
		BUSINESS AFFAIRS	01	215650	649,414.00-	01	215001	01	215650	Y	
		EXECUTIVE VICE CHAN & CFO	01	215700	280,543.00-	01	215001	01	215700	Y	
		** Potential Decrease in Fund Balan			22,294,000.00-						
01	022000	SPECIAL MINERAL FUND 0096 - CCP									
		SYSTEM OFFICES OPERATIONS	01	220001	3,500,000.00	01	220001	01	220500	Y	
		RFS DS TAMUS MSC HOTEL/ANNEX	01	220001	69,037.00	01	220001	01	088554	Y	Y
		RELLIS OPERATIONS SUPPORT	01	220001	2,000,000.00	01	220001	01	220500	Y	
		RFS DS MSC & UNIV COMPLEX RENO	01	220001	3,122.00	01	220001	01	088564	Y	Y
		RFS DS SYSTEM AIRCRAFT REHAB	01	220001	95,500.00	01	220001	01	088539	Y	Y
		RFS DS MSC & UNIV COMPLEX RENO	01	220001	23,800.00	01	220001	01	088564	Y	Y
		RFS DS PHARMACY BUILDING	01	220001	40,877.00	01	220001	01	088564	Y	Y
		RFS DS PHARMACY BUILDING	01	220001	70,750.00	01	220001	01	088539	Y	Y
		RFS DS SYSTEM AIRCRAFT REHAB	01	220001	24,990.00	01	220001	01	088564	Y	Y

Printed on a Xerox 9700 Laser Printing System at the Computing Services Center / Texas A&M University

Form: URGB01 (02/05/85)

CC	Account	Transaction Description	Offset CC	Offset Account	Amount	Actual Entry From CC	Actual Entry From Account	Actual Entry To CC	Actual Entry To Account	Feed	Mand
01	022000	SPECIAL MINERAL FUND 0096 - CCP									
		DEFERRED COMPENSATION - CHAN	01	220001	200,000.00	01	220001	01	022022	Y	
		CHANCELLOR'S RETENTION BONUS	01	220001	200,000.00	01	220001	01	022050	Y	
		DEFERRED COMPENSATION - SCFO	01	220001	20,000.00	01	220001	01	022022	Y	
		RFS DS MSC & UNIV COMPLEX RENO	01	220001	38,850.00	01	220001	01	088538	Y	Y
		DEFER COMP EST INTEREST - GENC	01	220001	1,750.00	01	220001	01	022024	Y	
		DEFERRED COMPENSATION - CBDO	01	220001	20,000.00	01	220001	01	022026	Y	
		DEFER COMP EST INTEREST - CHAN	01	220001	17,250.00	01	220001	01	022022	Y	
		RFS DS MSC & UNIV COMPLEX RENO	01	220001	6,250.00	01	220001	01	088539	Y	Y
		DEFERRED COMPENSATION - GENC	01	220001	20,000.00	01	220001	01	022024	Y	
		DEFER COMP EST INTEREST - CBDO	01	220001	1,750.00	01	220001	01	022026	Y	
		DEFERRED COMPENSATION - BREG	01	220001	30,000.00	01	220001	01	022017	Y	
		DEFER COMP EST INTEREST - SCFO	01	220001	1,750.00	01	220001	01	022022	Y	
		DEFER COMP EST INTEREST - BREG	01	220001	2,500.00	01	220001	01	022017	Y	
		** Potential Increase in Fund Balan			6,388,176.00						
01	022050	SAGO SERVICES - SMF LOCAL									
		SYSTEM OFFICES OPERATIONS	01	220500	3,500,000.00-	01	220001	01	220500	Y	
		GENERAL COUNSEL	01	220500	733,891.00	01	220500	01	220520	Y	
		CHANCELLOR'S OFFICE OPERATIONS	01	220500	520,711.00	01	220500	01	220580	Y	
		ETHICS & COMPLIANCE OFFICE	01	220500	651,887.00	01	220500	01	220540-00000	Y	
		RELLIS OPERATIONS SUPPORT	01	220500	2,000,000.00-	01	220001	01	220500	Y	
		RELLIS OPERATIONS SUPPORT	01	220500	2,000,000.00	01	220500	01	022050	N	
		GENERAL COUNSEL	01	220520	733,891.00-	01	220500	01	220520	Y	
		ETHICS & COMPLIANCE OFFICE	01	220540-00000	651,887.00-	01	220500	01	220540-00000	Y	
		CHANCELLOR'S OFFICE OPERATIONS	01	220580	520,711.00-	01	220500	01	220580	Y	
		** Potential Decrease in Fund Balan			3,500,000.00-						
01	025005	GROUP HEALTH/DENTAL ESR									
		MEDICARE PARTD SUBSIDY RESERVE	01	250050	4,000,000.00-	01	250110	01	250050	N	
		HEALTH PLAN ADMINISTRATION	01	250050	928,514.00	01	250050	01	260500	Y	
		HEALTH PLAN ADMIN OVERHEAD	01	250050	67,142.00	01	250050	01	271001-00000	Y	
		SELF-INSURED HEALTH/DENT SUPPL	01	250050	16,333,237.00	01	250050	01	260040-00000	N	
		E&G GIP SHORTFALL SUPPORT	01	250050	8,000,000.00	01	250050	01	025005	N	
		2NDMD PROGRAM	01	250050	1,394,544.00	01	250050	01	250150	Y	
		P&A GROUP OUTSOURCING	01	250050	540,000.00	01	250050	01	250150	Y	
		EVIVE PROGRAM	01	250050	522,304.00	01	250050	01	250150	Y	
		SILVER SNEAKERS PROGRAM	01	250050	342,000.00	01	250050	01	250150	Y	
		EMPLOYEE ASSISTANCE PROGRAM	01	250050	275,000.00	01	250050	01	250150	Y	
		** Potential Increase in Fund Balan			24,402,741.00						
01	025011	MEDICARE PART D SUBSIDY									
		MEDICARE PARTD SUBSIDY RESERVE	01	250110	4,000,000.00	01	250110	01	250050	N	
		** Potential Increase in Fund Balan			4,000,000.00						
01	025015	SYSTEM WIDE VALUE ADDED PROGRAMS									
		2NDMD PROGRAM	01	250150	1,394,544.00-	01	250050	01	250150	Y	

Printed on a Xerox 9700 Laser Printing System at the Computing Services Center / Texas A&M University

Form: URGB01 (02/05/85)

CC	Account	Transaction Description	Offset CC	Offset Account	Amount	Actual Entry From CC	Actual Entry From Account	Actual Entry To CC	Actual Entry To Account	Feed	Mand
01	025015	SYSTEM WIDE VALUE ADDED PROGRAMS									
		P&A GROUP OUTSOURCING	01	250150	540,000.00-	01	250050	01	250150	Y	
		SILVER SNEAKERS PROGRAM	01	250150	342,000.00-	01	250050	01	250150	Y	
		EVIVE PROGRAM	01	250150	522,304.00-	01	250050	01	250150	Y	
		EMPLOYEE ASSISTANCE PROGRAM	01	250150	275,000.00-	01	250050	01	250150	Y	
		** Potential Decrease in Fund Balan			3,073,848.00-						
01	026004	TAMUS - SELF INSURED HEALTH/DENT									
		SELF-INSURED HEALTH/DENT SUPPL	01	260040-00000	16,333,237.00-	01	250050	01	260040-00000	N	
		** Potential Decrease in Fund Balan			16,333,237.00-						
01	026050	HEALTH PLAN ADMINISTRATION									
		HEALTH PLAN ADMINISTRATION	01	260500	928,514.00-	01	250050	01	260500	Y	
		** Potential Decrease in Fund Balan			928,514.00-						
01	026100	WORKER'S COMPENSATION INSURANCE									
		RISK MGT OVERHEAD COSTS	01	261010	83,927.00	01	261010	01	271001-00000	Y	
		RSKM MGT - GIP RETIREES	01	261010	40,000.00	01	261010	01	271600	Y	
		RISK MGT ADMINISTRATION	01	261010	1,463,360.00	01	261010	01	261030	Y	
		RISK MGT ADMINISTRATION	01	261030	1,463,360.00-	01	261010	01	261030	Y	
		** Potential Increase in Fund Balan			123,927.00						
01	026120	TAMUS RISK PLANS									
		RFS DS 2012 FLOOD REPAIR	01	261200	50,050.00	01	261200	01	088553	Y	Y
		RFS DS WTAMU HAIL DAMAGE	01	261200	137,000.00	01	261200	01	088850	Y	Y
		RFS DS WTAMU ACTIV CTR ROOF	01	261200	63,150.00	01	261200	01	088553	Y	Y
		RFS DS 2011 FREEZE PROPERTY	01	261200	15,940.00	01	261200	01	088564	Y	Y
		RFS DS 2011 FREEZE PROPERTY	01	261200	57,750.00	01	261200	01	088539	Y	Y
		RFS DS WTAMU ACTIV CTR ROOF	01	261200	2,560.00	01	261200	01	088564	Y	Y
		RFS DS TARLETON ROOF REPAIR	01	261200	58,000.00	01	261200	01	088539	Y	Y
		RFS DS PVAMU FLOOD/TSU HAIL	01	261200	224,281.00	01	261200	01	088850	Y	Y
		RFS DS REPLACE BOILER8 REPAR12	01	261200	92,160.00	01	261200	01	088556	Y	Y
		RFS DS FLOOD REPAIR	01	261200	14,620.00	01	261200	01	088564	Y	Y
		** Potential Increase in Fund Balan			715,511.00						
01	027001	SYSTEM AIRCRAFT									
		SYSTEM AIRCRAFT	01	270010	809,592.00-	01	271001-00000	01	270010	Y	
		** Potential Decrease in Fund Balan			809,592.00-						
01	027004	SAGO POSTAL SERVICES									
		SYSTEM OFFICES POSTAL SERVICES	01	270040	30,000.00-	01	271001-00000	01	270040	Y	
		** Potential Decrease in Fund Balan			30,000.00-						
01	027100	SAGO SERVICES - ASSESSMENTS									
		FP&C OVERHEAD COSTS	01	271001-00000	285,353.00-	01	273001-00000	01	271001-00000	Y	
		BUSINESS AFFAIRS	01	271001-00000	3,000.00	01	271001-00000	01	271730-00000	Y	
		HUB & PROCUREMENT	01	271001-00000	2,000.00	01	271001-00000	01	271740	Y	

Printed on a Xerox 9700 Laser Printing System at the Computing Services Center / Texas A&M University

Form: URGB01 (02/05/85)

CC	Account	Transaction Description	Offset CC	Offset Account	Amount	Actual Entry From CC	Actual Entry From Account	Actual Entry To CC	Actual Entry To Account	Feed	Mand
01	027100	SAGO SERVICES - ASSESSMENTS									
		BUDGETS & ACCOUNTING	01	271001-00000	2,465,922.00	01	271001-00000	01	271690	Y	
		MERIT INCREASES - ASSESMENTS	01	271001-00000	290,000.00	01	271001-00000	01	271990	Y	
		SYSTEM INITIATIVES	01	271001-00000	400,000.00	01	271001-00000	01	272010-00000	Y	
		MARKETING & COMMUNICATIONS	01	271001-00000	113,924.00	01	271001-00000	01	271560	Y	
		INFORMATION SECURITY OFFICER	01	271001-00000	10,000.00	01	271001-00000	01	271995	Y	
		HEALTH PLAN ADMIN OVERHEAD	01	271001-00000	67,142.00-	01	250050	01	271001-00000	Y	
		SYSTEM OFFICES POSTAL SERVICES	01	271001-00000	30,000.00	01	271001-00000	01	270040	Y	
		INTERNAL AUDIT	01	271001-00000	3,631,459.00	01	271001-00000	01	271100	Y	
		TREASURY SERVICES	01	271001-00000	397,506.00	01	271001-00000	01	271080-00000	Y	
		HUMAN RESOURCES ADMINISTRATION	01	271001-00000	6,000.00	01	271001-00000	01	271050	Y	
		CHANCELLOR'S SALARY	01	271001-00000	994,464.00	01	271001-00000	01	271060	Y	
		FAMIS SERVICES	01	271001-00000	62,221.00	01	271001-00000	01	271030	Y	
		BPP SYSTEM	01	271001-00000	1,000.00	01	271001-00000	01	271020	Y	
		ADMINISTRATIVE OVERSIGHT ACCT	01	271001-00000	119,000.00	01	271001-00000	01	271010	Y	
		EXECUTIVE VICE CHAN & CFO	01	271001-00000	118,415.00	01	271001-00000	01	271070	Y	
		RISK MGT OVERHEAD COSTS	01	271001-00000	83,927.00-	01	261010	01	271001-00000	Y	
		FEDERAL RELATIONS	01	271001-00000	119,795.00	01	271001-00000	01	271160	Y	
		DOCUMENT IMAGING SYSTEM	01	271001-00000	100,000.00	01	271001-00000	01	271220	Y	
		ACADEMIC AFFAIRS	01	271001-00000	94,350.00	01	271001-00000	01	271440	Y	
		ENTERPRISE SOFTWARE INITIATIVE	01	271001-00000	1,808,180.00	01	271001-00000	01	271200	Y	
		STATE RELATIONS	01	271001-00000	25,000.00	01	271001-00000	01	271470	Y	
		INFORMATION TECHNOLOGY	01	271001-00000	69,547.00	01	271001-00000	01	271260	Y	
		BOARD OF REGENTS	01	271001-00000	100,000.00	01	271001-00000	01	271400-00000	Y	
		BUILDING OPERATIONS	01	271001-00000	173,032.00	01	271001-00000	01	271180	Y	
		CHANC STUDENT ADVISORY BOARD	01	271001-00000	2,000.00	01	271001-00000	01	271510	Y	
		RESEARCH OFFICE	01	271001-00000	31,350.00	01	271001-00000	01	271270	Y	
		ETHICS & COMPLIANCE OFFICE	01	271001-00000	191,639.00	01	271001-00000	01	271300-00000	Y	
		SYSTEM AIRCRAFT	01	271001-00000	809,592.00	01	271001-00000	01	270010	Y	
		TAMU INSTITUT SUPPORT MOF TRAN	01	271001-00000	800,000.00-	01	027100	01	271001-00000	Y	
		FINANCE DISCOVERY - REIMBURSE	01	271001-00000	61,500.00-	01	027100	01	271001-00000	Y	
		ADMINISTRATIVE OVERSIGHT ACCT	01	271010	119,000.00-	01	271001-00000	01	271010	Y	
		BPP SYSTEM	01	271020	1,000.00-	01	271001-00000	01	271020	Y	
		FAMIS SERVICES	01	271030	62,221.00-	01	271001-00000	01	271030	Y	
		HUMAN RESOURCES ADMINISTRATION	01	271050	6,000.00-	01	271001-00000	01	271050	Y	
		CHANCELLOR'S SALARY	01	271060	994,464.00-	01	271001-00000	01	271060	Y	
		EXECUTIVE VICE CHAN & CFO	01	271070	118,415.00-	01	271001-00000	01	271070	Y	
		TREASURY SERVICES	01	271080-00000	397,506.00-	01	271001-00000	01	271080-00000	Y	
		INTERNAL AUDIT	01	271100	3,631,459.00-	01	271001-00000	01	271100	Y	
		FEDERAL RELATIONS	01	271160	119,795.00-	01	271001-00000	01	271160	Y	
		BUILDING OPERATIONS	01	271180	173,032.00-	01	271001-00000	01	271180	Y	
		ENTERPRISE SOFTWARE INITIATIVE	01	271200	1,808,180.00-	01	271001-00000	01	271200	Y	
		DOCUMENT IMAGING SYSTEM	01	271220	100,000.00-	01	271001-00000	01	271220	Y	
		INFORMATION TECHNOLOGY	01	271260	69,547.00-	01	271001-00000	01	271260	Y	
		RESEARCH OFFICE	01	271270	31,350.00-	01	271001-00000	01	271270	Y	
		ETHICS & COMPLIANCE OFFICE	01	271300-00000	191,639.00-	01	271001-00000	01	271300-00000	Y	
		BOARD OF REGENTS	01	271400-00000	100,000.00-	01	271001-00000	01	271400-00000	Y	

Printed on a Xerox 9700 Laser Printing System at the Computing Services Center / Texas A&M University

Form: URGB01 (02/05/85)

CC	Account	Transaction Description	Offset CC	Offset Account	Amount	Actual Entry From CC	Actual Entry From Account	Actual Entry To CC	Actual Entry To Account	Feed	Mand
01	027100	SAGO SERVICES - ASSESSMENTS									
		ACADEMIC AFFAIRS	01	271440	94,350.00-	01	271001-00000	01	271440	Y	
		STATE RELATIONS	01	271470	25,000.00-	01	271001-00000	01	271470	Y	
		CHANC STUDENT ADVISORY BOARD	01	271510	2,000.00-	01	271001-00000	01	271510	Y	
		MARKETING & COMMUNICATIONS	01	271560	113,924.00-	01	271001-00000	01	271560	Y	
		FP&C GIP - RETIREE	01	271600	260,000.00-	01	273001-00000	01	271600	Y	
		RSKM MGT - GIP RETIREES	01	271600	40,000.00-	01	261010	01	271600	Y	
		BUDGETS & ACCOUNTING	01	271690	2,465,922.00-	01	271001-00000	01	271690	Y	
		BUSINESS AFFAIRS	01	271730-00000	3,000.00-	01	271001-00000	01	271730-00000	Y	
		HUB & PROCUREMENT	01	271740	2,000.00-	01	271001-00000	01	271740	Y	
		MERIT INCREASES - ASSESMENTS	01	271990	290,000.00-	01	271001-00000	01	271990	Y	
		INFORMATION SECURITY OFFICER	01	271995	10,000.00-	01	271001-00000	01	271995	Y	
		** Potential Decrease in Fund Balan			358,330.00-						
01	027200	SYSTEM ACTIVITIES - LOCAL									
		SYSTEM INITIATIVES	01	272010-00000	607,000.00-	01	279000	01	272010-00000	Y	
		SYSTEM INITIATIVES	01	272010-00000	400,000.00-	01	271001-00000	01	272010-00000	Y	
		** Potential Decrease in Fund Balan			1,007,000.00-						
01	027300	FACILITIES PLANNING & CONSTRUCTI									
		FP&C GIP - RETIREE	01	273001-00000	260,000.00	01	273001-00000	01	271600	Y	
		FP&C OVERHEAD COSTS	01	273001-00000	285,353.00	01	273001-00000	01	271001-00000	Y	
		** Potential Increase in Fund Balan			545,353.00						
01	027900	INVESTMENT INCOME									
		STAFF COUNCIL OPERATIONS	01	279000	16,600.00	01	279000	01	202400	Y	
		SYSTEM INITIATIVES	01	279000	607,000.00	01	279000	01	272010-00000	Y	
		** Potential Increase in Fund Balan			623,600.00						
01	061000	INSTITUTIONAL DEVELOPMENT									
		CHANCELLOR'S OFFICE	01	610001	73,000.00	01	610001	01	610070	Y	
		CHANCELLORS SPECIAL INITIATIVE	01	610001	20,000.00	01	610001	01	610220-00000	Y	
		BOARD OF REGENTS	01	610002	100,000.00	01	610002	01	610020-00000	Y	
		BOARD OF REGENTS	01	610020-00000	100,000.00-	01	610002	01	610020-00000	Y	
		CHANCELLOR'S OFFICE	01	610070	73,000.00-	01	610001	01	610070	Y	
		CHANCELLORS SPECIAL INITIATIVE	01	610220-00000	20,000.00-	01	610001	01	610220-00000	Y	
		** Potential Decrease in Fund Balan			0.00						
01	088535	RFS BONDS, SERIES 2009 DEBT SERV									
		RFS BONDS, SERIES 209 - LOCAL	01	885350	11,613,880.00-	01	088535	01	885350	N	Y
		RFS BONDS, SERIES 2009-TR95790	01	885354	13,822,075.00-	01	088535	01	885354	N	Y
		RFS BONDS, SERIES 2009 - HEF	01	885355	1,400,300.00-	01	088535	01	885355	N	Y
		RFS BONDS, SERIES 2009 - GR	01	885359	1,816,535.00-	01	088535	01	885359	N	Y
		** Potential Decrease in Fund Balan			28,652,790.00-						
01	088536	RFS NOTE-2007 TIPS PROJECT									
		RFS NOTE - 2007 TIPS - LOCAL	01	885360	358,696.00-	01	088536	01	885360	N	Y
		** Potential Decrease in Fund Balan			358,696.00-						

Printed on a Xerox 9700 Laser Printing System at the Computing Services Center / Texas A&M University

Form: URGB01 (02/05/85)

CC	Account	Transaction Description	--- Offset --- CC	Account	Amount	-------- Actual Entry --------- ---- From ----- CC	Account	----- To ------ CC	Account	Feed	Mand
01	088537	RFS BONDS, SERIES 2010AB									
		RFS BONDS, SERIES 2010 - LOCAL	01	885370	8,039,260.00-	01	088537	01	885370	N	Y
		RFS BONDS, SERIES 2010-TR95790	01	885374	7,847,753.00-	01	088537	01	885374	N	Y
		RFS BONDS, SERIES 2010 - HEF	01	885375	683,500.00-	01	088537	01	885375	N	Y
		** Potential Decrease in Fund Balan			16,570,513.00-						
01	088538	RFS BONDS, SERIES 2011									
		RFS BONDS, SERIES 2011 - LOCAL	01	885380	5,099,132.00-	01	088538	01	885380	N	Y
		RFS BONDS, SERIES 2011 - SMF	01	885386	38,850.00-	01	088538	01	885386	N	Y
		** Potential Decrease in Fund Balan			5,137,982.00-						
01	088539	RFS BONDS, SERIES 2013									
		RFS BONDS, SERIES 2013AB-LOCAL	01	885390	10,133,100.00-	01	088539	01	885390	N	Y
		RFS BONDS, SRS 2013AB PROP INS	01	885390	115,750.00-	01	088539	01	885390	N	Y
		RFS BONDS, SRS 2013AB-TR-95790	01	885394	4,605,650.00-	01	088539	01	885394	N	Y
		RFS BONDS, SERIES 2013AB - SMF	01	885396	172,500.00-	01	088539	01	885396	N	Y
		** Potential Decrease in Fund Balan			15,027,000.00-						
01	088550	RFS BONDS, TAXABLE SERIES 2013C									
		RFS BONDS, SERIES 2013C -LOCAL	01	885500	11,342,954.00-	01	088550	01	885500	N	Y
		** Potential Decrease in Fund Balan			11,342,954.00-						
01	088551	RFS BONDS, SERIES 2013D									
		RFS BONDS, SERIES 2013D -LOCAL	01	885510	8,384,250.00-	01	088551	01	885510	N	Y
		** Potential Decrease in Fund Balan			8,384,250.00-						
01	088553	RFS BONDS, SERIES 2015AB									
		RFS BONDS, SRS 2015AB-PROP INS	01	885530	113,200.00-	01	088553	01	885530	N	Y
		RFS BONDS, SERIES 2015AB-LOCAL	01	885530	4,701,204.00-	01	088553	01	885530	N	Y
		RFS BONDS, SRS 2015AB -TR95790	01	885534	6,135,104.00-	01	088553	01	885534	N	Y
		RFS BONDS, SERIES 2015AB - HEF	01	885535	252,800.00-	01	088553	01	885535	N	Y
		** Potential Decrease in Fund Balan			11,202,308.00-						
01	088554	RFS BONDS, TAXABLE SERIES 2015C									
		RFS BONDS, SERIES 2015C -LOCAL	01	885540	18,158,368.00-	01	088554	01	885540	N	Y
		RFS BONDS, SERIES 2015C -HEF	01	885545	1,500,276.00-	01	088554	01	885545	N	Y
		RFS BONDS, SERIES 2015C -SMF	01	885546	69,037.00-	01	088554	01	885546	N	Y
		** Potential Decrease in Fund Balan			19,727,681.00-						
01	088555	RFS BONDS, TAXABLE SERIES 2015D									
		RFS BONDS, SERIES 2015D -LOCAL	01	885550	4,006,468.00-	01	088555	01	885550	N	Y
		** Potential Decrease in Fund Balan			4,006,468.00-						
01	088556	RFS BONDS, TAXABLE SERIES 2016AB									
		RFS BONDS, SERIES 2016AB-LOCAL	01	885560	28,560,129.00-	01	088556	01	885560	N	Y
		RFS BONDS, SRS 2016AB-PROPINS	01	885560	92,160.00-	01	088556	01	885560	N	Y
		RFS BONDS, SERIES 2016AB - AUF	01	885561	2,248,585.00-	01	088556	01	885561	N	Y

Printed on a Xerox 9700 Laser Printing System at the Computing Services Center / Texas A&M University

Form: URGB01 (02/05/85)

CC	Account	Transaction Description	--- Offset --- CC	Account	Amount	-------- Actual Entry --------- ---- From ----- CC	Account	----- To ------ CC	Account	Feed	Mand
01	088556	RFS BONDS, TAXABLE SERIES 2016AB									
		RFS BONDS, SRS 2016AB- TR95790	01	885564	349,386.00-	01	088556	01	885564	N	Y
		RFS BONDS, SERIES 2016AB - HEF	01	885565	300,019.00-	01	088556	01	885565	N	Y
		** Potential Decrease in Fund Balan			31,550,279.00-						
01	088557	RFS BONDS, SERIES 2016C									
		RFS BONDS, SERIES 2016C -LOCAL	01	885570	3,896,450.00-	01	088557	01	885570	N	Y
		RFS BONDS, SRS 2016C -TR95790	01	885574	5,566,100.00-	01	088557	01	885574	N	Y
		RFS BONDS, SERIES 2016C - GR	01	885579	79,300.00-	01	088557	01	885579	N	Y
		** Potential Decrease in Fund Balan			9,541,850.00-						
01	088558	RFS BONDS, TAXABLE SERIES 2016D									
		RFS BONDS, SERIES 2016D -LOCAL	01	885580	1,092,002.00-	01	088558	01	885580	N	Y
		RFS BONDS, SRS 2016D -TR95790	01	885584	821,244.00-	01	088558	01	885584	N	Y
		RFS BONDS, SERIES 2016D - GR	01	885589	6,538,075.00-	01	088558	01	885589	N	Y
		** Potential Decrease in Fund Balan			8,451,321.00-						
01	088559	RFS BONDS, SERIES 2016E									
		RFS BONDS, SERIES 2016E -LOCAL	01	885590	4,464,750.00-	01	088559	01	885590	N	Y
		RFS BONDS, SRS 2016E -TR95790	01	885594	885,350.00-	01	088559	01	885594	N	Y
		RFS BONDS, SERIES 2016E - HEF	01	885595	581,650.00-	01	088559	01	885595	N	Y
		** Potential Decrease in Fund Balan			5,931,750.00-						
01	088560	RFS BONDS, TAXABLE SERIES 2017A									
		RFS BONDS, TAX 2017A-TR95790	01	885604	31,042,653.00-	01	088560	01	885604	N	Y
		** Potential Decrease in Fund Balan			31,042,653.00-						
01	088561	RFS BONDS, TAXABLE SERIES 2017B									
		RFS BONDS, TAX SRS 2017B-LOCAL	01	885610	537,216.00-	01	088561	01	885610	N	Y
		RFS BONDS, TAX SRS - TR95790	01	885614	33,444,065.00-	01	088561	01	885614	N	Y
		** Potential Decrease in Fund Balan			33,981,281.00-						
01	088562	RFS BONDS, SERIES 2017C									
		RFS BONDS, TAX SRS 2017C-LOCAL	01	885620	2,343,928.00-	01	088562	01	885620	N	Y
		RFS BNDS TAX SRS 2017C-TR95790	01	885624	1,749,040.00-	01	088562	01	885624	N	Y
		RFS BONDS, TAX SRS 2017C - HEF	01	885625	749,082.00-	01	088562	01	885625	N	Y
		** Potential Decrease in Fund Balan			4,842,050.00-						
01	088563	RFS BONDS, TAXABLE SERIES 2017D									
		RFS BONDS, TAX SRS 2017D-LOCAL	01	885630	6,369,634.00-	01	088563	01	885630	N	Y
		RFS BONDS, TAX SRS 2017D -AUF	01	885631	2,993,227.00-	01	088563	01	885631	N	Y
		** Potential Decrease in Fund Balan			9,362,861.00-						
01	088564	RFS BONDS, SERIES 2017E									
		RFS BONDS, SRS2017E - PROP INS	01	885640	33,120.00-	01	088564	01	885640	N	Y
		RFS BONDS, SRS 2017E - LOCAL	01	885640	12,978,336.00-	01	088564	01	885640	N	Y
		RFS BONDS, SERIES 2017E - HEF	01	885645	37,174.00-	01	088564	01	885645	N	Y

Printed on a Xerox 9700 Laser Printing System at the Computing Services Center / Texas A&M University

Form: URGB01 (02/05/85)

CC	Account	Transaction Description	Offset CC	Offset Account	Amount	Actual Entry From CC	Actual Entry From Account	Actual Entry To CC	Actual Entry To Account	Feed	Mand
01	088564	RFS BONDS, SERIES 2017E									
		RFS BONDS, SERIES 2017E - SMF	01	885646	92,789.00-	01	088564	01	885646	N	Y
		RFS BONDS, SERIES 2017E - GR	01	885649	2,923,650.00-	01	088564	01	885649	N	Y
		** Potential Decrease in Fund Balan			16,065,069.00-						
01	088825	RETIREMENT OF INDEBTEDNESS									
		PUF BONDS, SERIES 1998	01	888270	3,818,725.00-	01	088825	01	888270	N	Y
		PUF BONDS, SERIES 2009	01	888274	16,093,807.00-	01	088825	01	888274	N	Y
		PUF BONDS, SERIES 2011	01	888275	2,946,600.00-	01	088825	01	888275	N	Y
		PUF BONDS, SERIES 2012	01	888276	22,326,914.00-	01	088825	01	888276	N	Y
		PUF BONDS, SERIES 2013	01	888277	12,332,650.00-	01	088825	01	888277	N	Y
		PUF BONDS, SERIES 2015A	01	888278	6,706,176.00-	01	088825	01	888278	N	Y
		PUF BONDS, SERIES 2015B	01	888279	11,089,381.00-	01	088825	01	888279	N	Y
		PUF COMMERCIAL PAPER	01	888280	750,000.00-	01	088825	01	888280	N	Y
		PUF COMMERCIAL PAPER - TAXABLE	01	888281	32,519,467.00-	01	088825	01	888281	N	Y
		PUF BONDS, SERIES 2017A	01	888282	3,633,850.00-	01	088825	01	888282	N	Y
		PUF BONDS, SERIES 2017B	01	888283	11,355,952.00-	01	088825	01	888283	N	Y
		** Potential Decrease in Fund Balan			123,573,522.00-						
01	088850	RFS COMMERCIAL PAPER									
		RFS COMM PAPER - PROPERTY INS	01	888500	137,000.00-	01	088850	01	888500	N	Y
		RFS COMMERCIAL PAPER - LOCAL	01	888500	43,294,625.00-	01	088850	01	888500	N	Y
		RFS COMMERCIAL PAPER - AUF	01	888501-00000	840,000.00-	01	088850	01	888501-00000	N	Y
		RFS COMMERCIAL PAPER - HEF	01	888505	2,529,200.00-	01	088850	01	888505	N	Y
		RFS TAXABLE COMM PAPER - LOCAL	01	888700	27,524,161.00-	01	088850	01	888700	N	Y
		RFS COMM PAPER - PROPERTY INS	01	888700	224,281.00-	01	088850	01	888700	N	Y
		RFS TAXABLE COMM PAPER - AUF	01	888701	171,000.00-	01	088850	01	888701	N	Y
		** Potential Decrease in Fund Balan			74,720,267.00-						
01	202400	STAFF COUNCIL OPERATIONS									
		STAFF COUNCIL OPERATIONS	01	020240	16,600.00	01	279000	01	202400	Y	
		** Increase in SL Allocation **			16,600.00						
01	210010	TAMUS AVAILABLE UNIVERSITY FUND									
		HSC ONE-TIME AUF SUPPT 3 OF 5	01	021001	3,000,000.00-	01	210010	01	021001	N	
		SYSTEM OFFICES AUF ALLOCATION	01	021001	21,294,000.00-	01	210010	01	215001	Y	
		SYS OFFICES AUF ONE-TIME ALLOC	01	021001	1,000,000.00-	01	210010	01	215001	Y	
		PVAMU AUF ONE-TIME EXCELLENCE	01	021001	3,500,000.00-	01	210010	01	021001	N	
		TAMU AUF EXCELLENCE	01	021001	119,205,000.00-	01	210010	01	021001	N	
		TAMHSC ACCREDITATION PMT 1OF5	01	021001	5,000,000.00-	01	210010	01	021600	Y	
		PUF DEBT SERVICE	01	021001	123,573,522.00-	01	210010	01	088825	Y	Y
		CHANCELLOR ONE-TIME (CRI)	01	021001	38,000,000.00-	01	210010	01	021600	Y	
		RFS DS RELLIS CAMPUS INFRASTR	01	021001	2,993,227.00-	01	210010	01	088563	N	Y
		REGENTS' GRANTS	01	021001	3,000,000.00-	01	210010	01	021600	Y	
		RFS DS RELLIS CAMPUS INFRASTR	01	021001	30,000.00-	01	210010	01	088850	N	Y
		PVAMU LAW SCHOOL GIFT MTCH F&E	01	021001	720,000.00-	01	210010	01	021602	Y	
		RELLIS INFR SUPPT/STUD INFO SY	01	021001	4,000,000.00-	01	210010	01	021640	Y	

Printed on a Xerox 9700 Laser Printing System at the Computing Services Center / Texas A&M University

Form: URGB01 (02/05/85)

CC	Account	Transaction Description	Offset CC	Offset Account	Amount	Actual Entry From CC	Actual Entry From Account	Actual Entry To CC	Actual Entry To Account	Feed	Mand
01	210010	TAMUS AVAILABLE UNIVERSITY FUND									
		PVAMU AUF EXCELLENCE	01	021001	21,456,000.00-	01	210010	01	021001	N	
		RFS DS RELLIS ASBESTOS SUR/DEM	01	021001	141,000.00-	01	210010	01	088850	N	Y
		TAMU LAW SCHOOL GIFT MATCH	01	021001	4,000,000.00-	01	210010	01	021602	Y	
		HSC - CRI PMT 1 OF 5	01	021001	2,000,000.00-	01	210010	01	021001	N	
		TAMU INSTITUTE SUPPORT MOF TR	01	021001	1,000,000.00-	01	210010	01	021001	N	
		SYSTEM OFFICES SHARED SVC CONT	01	021001	775,000.00-	01	210010	01	021001	N	
		TAMU AUF ONE-TIME (CRI)	01	021001	16,500,000.00-	01	210010	01	021001	N	
		PVAMU F&E ONE-TIME HSC SUPPORT	01	021001	501,000.00-	01	210010	01	021001	N	
		** Decrease in SL Allocation **			371,688,749.00-						
01	215001	AUF - UNALLOCATED BALANCE									
		BUSINESS COMPUTING SERVICES	01	021500	475,824.00-	01	215001	01	215130	Y	
		FEDERAL RELATIONS	01	021500	1,134,323.00-	01	215001	01	215570	Y	
		VICE CHANCELLOR FOR RESEARCH	01	021500	1,071,170.00-	01	215001	01	215615	Y	
		EXECUTIVE VICE CHAN & CFO	01	021500	280,543.00-	01	215001	01	215700	Y	
		CHIEF INFORMATION OFFICER	01	021500	968,257.00-	01	215001	01	215580	Y	
		HUMAN RESOURCES SERVICES	01	021500	186,782.00-	01	215001	01	215540	Y	
		ASSESSMENTS TO SYSTEM OFFICES	01	021500	277,924.00-	01	215001	01	215645	Y	
		BUSINESS AFFAIRS	01	021500	649,414.00-	01	215001	01	215650	Y	
		FAMIS SERVICES	01	021500	2,131,303.00-	01	215001	01	215530	Y	
		BUILDING OPERATIONS	01	021500	416,000.00-	01	215001	01	215300	Y	
		MERIT INCREASES - AUF	01	021500	465,000.00-	01	215001	01	215220	Y	
		TAMU INFRASTRUCTURE ASSESSMENT	01	021500	975,000.00-	01	215001	01	215460	Y	
		GIP RETIREES	01	021500	750,000.00-	01	215001	01	215230	Y	
		TTVN CHARGES	01	021500	58,058.00-	01	215001	01	215350	Y	
		IFFM PROJECT	01	021500	125,000.00-	01	215001	01	215170	Y	
		BPP SYSTEM	01	021500	952,051.00-	01	215001	01	215510	Y	
		PROCUREMENT SERVICES	01	021500	342,363.00-	01	215001	01	215280	Y	
		CIS CHARGES	01	021500	181,937.00-	01	215001	01	215340	Y	
		SYS OFFICES AUF ONE-TIME ALLOC	01	021500	1,000,000.00	01	210010	01	215001	Y	
		STATE RELATIONS	01	021500	1,591,284.00-	01	215001	01	215100	Y	
		MARKETING & COMMUNICATIONS	01	021500	1,099,922.00-	01	215001	01	215090	Y	
		ACADEMIC AFFAIRS	01	021500	1,473,580.00-	01	215001	01	215070-00000	Y	
		BOARD OF REGENTS EXPENSES	01	021500	100,000.00-	01	215001	01	215020-00000	Y	
		GENERAL COUNSEL	01	021500	3,771,318.00-	01	215001	01	215050	Y	
		SYSTEM OFFICES AUF ALLOCATION	01	021500	21,294,000.00	01	210010	01	215001	Y	
		TREASURY SERVICES	01	021500	758,469.00-	01	215001	01	215060	Y	
		BOARD OFFICE OPERATIONS	01	021500	737,187.00-	01	215001	01	215010	Y	
		** Increase in SL Allocation **			1,321,291.00						
01	215010	BOARD OFFICE OPERATIONS									
		BOARD OFFICE OPERATIONS	01	021500	737,187.00	01	215001	01	215010	Y	
		** Increase in SL Allocation **			737,187.00						
01	215020-00000	BOARD OF REGENTS EXPENSE									
		BOARD OF REGENTS EXPENSES	01	021500	100,000.00	01	215001	01	215020-00000	Y	
		** Increase in SL Allocation **			100,000.00						

Printed on a Xerox 9700 Laser Printing System at the Computing Services Center / Texas A&M University

Form: URGB01 (02/05/85)

CC	Account	Transaction Description	--- Offset --- CC	Account	Amount	Actual Entry --- From CC	Account	To CC	Account	Feed	Mand
01	215050	GENERAL COUNSEL									
		GENERAL COUNSEL	01	021500	3,771,318.00	01	215001	01	215050	Y	
		** Increase in SL Allocation **			3,771,318.00						
01	215060	AUF-TREASURY SERVICES									
		TREASURY SERVICES	01	021500	758,469.00	01	215001	01	215060	Y	
		** Increase in SL Allocation **			758,469.00						
01	215070-00000	OFFICE OF ACADEMIC AFFAIRS									
		ACADEMIC AFFAIRS	01	021500	1,473,580.00	01	215001	01	215070-00000	Y	
		** Increase in SL Allocation **			1,473,580.00						
01	215090	SYSTEM OFFICE OF MARKETING & COM									
		MARKETING & COMMUNICATIONS	01	021500	1,099,922.00	01	215001	01	215090	Y	
		** Increase in SL Allocation **			1,099,922.00						
01	215100	STATE RELATIONS									
		STATE RELATIONS	01	021500	1,591,284.00	01	215001	01	215100	Y	
		** Increase in SL Allocation **			1,591,284.00						
01	215130	BUSINESS COMPUTING SERVICES									
		BUSINESS COMPUTING SERVICES	01	021500	475,824.00	01	215001	01	215130	Y	
		** Increase in SL Allocation **			475,824.00						
01	215170	IFFM PROJECT									
		IFFM PROJECT	01	021500	125,000.00	01	215001	01	215170	Y	
		** Increase in SL Allocation **			125,000.00						
01	215220	MERIT INCREASES - AUF									
		MERIT INCREASES - AUF	01	021500	465,000.00	01	215001	01	215220	Y	
		** Increase in SL Allocation **			465,000.00						
01	215230	GIP - RETIREES									
		GIP RETIREES	01	021500	750,000.00	01	215001	01	215230	Y	
		** Increase in SL Allocation **			750,000.00						
01	215280	PROCUREMENT SERVICES									
		PROCUREMENT SERVICES	01	021500	342,363.00	01	215001	01	215280	Y	
		** Increase in SL Allocation **			342,363.00						
01	215300	BUILDING OPERATIONS - TAMUS									
		BUILDING OPERATIONS	01	021500	416,000.00	01	215001	01	215300	Y	
		** Increase in SL Allocation **			416,000.00						
01	215340	CIS CHARGES									
		CIS CHARGES	01	021500	181,937.00	01	215001	01	215340	Y	
		** Increase in SL Allocation **			181,937.00						

Printed on a Xerox 9700 Laser Printing System at the Computing Services Center / Texas A&M University

Form: URGB01 (02/05/85)

CC	Account	Transaction Description	Offset CC	Offset Account	Amount	Actual Entry From CC	Actual Entry From Account	Actual Entry To CC	Actual Entry To Account	Feed	Mand
01	215350	TTVN CHARGES									
		TTVN CHARGES	01	021500	58,058.00	01	215001	01	215350	Y	
		** Increase in SL Allocation **			58,058.00						
01	215460	TAMU INFRASTRUCTURE ASSESSMENT									
		TAMU INFRASTRUCTURE ASSESSMENT	01	021500	975,000.00	01	215001	01	215460	Y	
		** Increase in SL Allocation **			975,000.00						
01	215510	AUF-BPP SYSTEM									
		BPP SYSTEM	01	021500	952,051.00	01	215001	01	215510	Y	
		** Increase in SL Allocation **			952,051.00						
01	215530	AUF-FAMIS SERVICES									
		FAMIS SERVICES	01	021500	2,131,303.00	01	215001	01	215530	Y	
		** Increase in SL Allocation **			2,131,303.00						
01	215540	AUF HUMAN RESOURCES SERVICES									
		HUMAN RESOURCES SERVICES	01	021500	186,782.00	01	215001	01	215540	Y	
		** Increase in SL Allocation **			186,782.00						
01	215570	AUF-FEDERAL RELATIONS									
		FEDERAL RELATIONS	01	021500	1,134,323.00	01	215001	01	215570	Y	
		** Increase in SL Allocation **			1,134,323.00						
01	215580	CHIEF INFORMATION OFFICER									
		CHIEF INFORMATION OFFICER	01	021500	968,257.00	01	215001	01	215580	Y	
		** Increase in SL Allocation **			968,257.00						
01	215615	VICE CHANCELLOR FOR RESEARCH									
		VICE CHANCELLOR FOR RESEARCH	01	021500	1,071,170.00	01	215001	01	215615	Y	
		** Increase in SL Allocation **			1,071,170.00						
01	215645	ASSESSMENTS TO SYSTEM OFFICES									
		ASSESSMENTS TO SYSTEM OFFICES	01	021500	277,924.00	01	215001	01	215645	Y	
		** Increase in SL Allocation **			277,924.00						
01	215650	BUSINESS AFFAIRS									
		BUSINESS AFFAIRS	01	021500	649,414.00	01	215001	01	215650	Y	
		** Increase in SL Allocation **			649,414.00						
01	215700	EXECUTIVE VICE CHANCELLOR & CFO-									
		EXECUTIVE VICE CHAN & CFO	01	021500	280,543.00	01	215001	01	215700	Y	
		** Increase in SL Allocation **			280,543.00						
01	220001	SPECIAL MINERAL FUND 0096 - CCP									
		DEFERRED COMPENSATION - BREG	01	022000	30,000.00-	01	220001	01	022017	Y	
		DEFERRED COMPENSATION - SCFO	01	022000	20,000.00-	01	220001	01	022022	Y	

Printed on a Xerox 9700 Laser Printing System at the Computing Services Center / Texas A&M University

Form: URGB01 (02/05/85)

CC	Account	Transaction Description	Offset CC	Offset Account	Amount	Actual Entry From CC	Actual Entry From Account	Actual Entry To CC	Actual Entry To Account	Feed	Mand
01	220001	SPECIAL MINERAL FUND 0096 - CCP									
		RFS DS MSC & UNIV COMPLEX RENO	01	022000	6,250.00-	01	220001	01	088539	Y	Y
		DEFERRED COMPENSATION - GENC	01	022000	20,000.00-	01	220001	01	022024	Y	
		DEFERRED COMPENSATION - CBDO	01	022000	20,000.00-	01	220001	01	022026	Y	
		DEFERRED COMPENSATION - CHAN	01	022000	200,000.00-	01	220001	01	022022	Y	
		RFS DS MSC & UNIV COMPLEX RENO	01	022000	38,850.00-	01	220001	01	088538	Y	Y
		DEFER COMP EST INTEREST - GENC	01	022000	1,750.00-	01	220001	01	022024	Y	
		CHANCELLOR'S RETENTION BONUS	01	022000	200,000.00-	01	220001	01	022050	Y	
		DEFER COMP EST INTEREST - CHAN	01	022000	17,250.00-	01	220001	01	022022	Y	
		RFS DS PHARMACY BUILDING	01	022000	70,750.00-	01	220001	01	088539	Y	Y
		DEFER COMP EST INTEREST - CBDO	01	022000	1,750.00-	01	220001	01	022026	Y	
		DEFER COMP EST INTEREST - SCFO	01	022000	1,750.00-	01	220001	01	022022	Y	
		RFS DS TAMUS MSC HOTEL/ANNEX	01	022000	69,037.00-	01	220001	01	088554	Y	Y
		SYSTEM OFFICES OPERATIONS	01	022000	3,500,000.00-	01	220001	01	220500	Y	
		RFS DS MSC & UNIV COMPLEX RENO	01	022000	23,800.00-	01	220001	01	088564	Y	Y
		RELLIS OPERATIONS SUPPORT	01	022000	2,000,000.00-	01	220001	01	220500	Y	
		RFS DS MSC & UNIV COMPLEX RENO	01	022000	3,122.00-	01	220001	01	088564	Y	Y
		RFS DS SYSTEM AIRCRAFT REHAB	01	022000	95,500.00-	01	220001	01	088539	Y	Y
		RFS DS SYSTEM AIRCRAFT REHAB	01	022000	24,990.00-	01	220001	01	088564	Y	Y
		RFS DS PHARMACY BUILDING	01	022000	40,877.00-	01	220001	01	088564	Y	Y
		DEFER COMP EST INTEREST - BREG	01	022000	2,500.00-	01	220001	01	022017	Y	
		** Decrease in SL Allocation **			6,388,176.00-						
01	220500	SMF - UNALLOCATED BALANCE									
		GENERAL COUNSEL	01	022050	733,891.00-	01	220500	01	220520	Y	
		CHANCELLOR'S OFFICE OPERATIONS	01	022050	520,711.00-	01	220500	01	220580	Y	
		ETHICS & COMPLIANCE OFFICE	01	022050	651,887.00-	01	220500	01	220540-00000	Y	
		RELLIS OPERATIONS SUPPORT	01	022050	2,000,000.00	01	220001	01	220500	Y	
		SYSTEM OFFICES OPERATIONS	01	022050	3,500,000.00	01	220001	01	220500	Y	
		RELLIS OPERATIONS SUPPORT	01	022050	2,000,000.00-	01	220500	01	022050	N	
		** Increase in SL Allocation **			1,593,511.00						
01	220520	GENERAL COUNSEL-SMF LOCAL									
		GENERAL COUNSEL	01	022050	733,891.00	01	220500	01	220520	Y	
		** Increase in SL Allocation **			733,891.00						
01	220540-00000	SYSTEM ETHICS & COMPL OFF SMF-LO									
		ETHICS & COMPLIANCE OFFICE	01	022050	651,887.00	01	220500	01	220540-00000	Y	
		** Increase in SL Allocation **			651,887.00						
01	220580	CHANCELLOR'S OFFICE OPERATIONS-S									
		CHANCELLOR'S OFFICE OPERATIONS	01	022050	520,711.00	01	220500	01	220580	Y	
		** Increase in SL Allocation **			520,711.00						
01	250050	GROUP HEALTH/DENTAL ESR									
		2NDMD PROGRAM	01	025005	1,394,544.00-	01	250050	01	250150	Y	
		HEALTH PLAN ADMINISTRATION	01	025005	928,514.00-	01	250050	01	260500	Y	

Printed on a Xerox 9700 Laser Printing System at the Computing Services Center / Texas A&M University

Form: URGB01 (02/05/85)

CC	Account	Transaction Description	Offset CC	Offset Account	Amount	Actual Entry From CC	Actual Entry From Account	Actual Entry To CC	Actual Entry To Account	Feed	Mand
01	250050	GROUP HEALTH/DENTAL ESR									
		MEDICARE PARTD SUBSIDY RESERVE	01	025005	4,000,000.00	01	250110	01	250050	N	
		SELF-INSURED HEALTH/DENT SUPPL	01	025005	16,333,237.00-	01	250050	01	260040-00000	N	
		HEALTH PLAN ADMIN OVERHEAD	01	025005	67,142.00-	01	250050	01	271001-00000	Y	
		EVIVE PROGRAM	01	025005	522,304.00-	01	250050	01	250150	Y	
		SILVER SNEAKERS PROGRAM	01	025005	342,000.00-	01	250050	01	250150	Y	
		EMPLOYEE ASSISTANCE PROGRAM	01	025005	275,000.00-	01	250050	01	250150	Y	
		E&G GIP SHORTFALL SUPPORT	01	025005	8,000,000.00-	01	250050	01	025005	N	
		P&A GROUP OUTSOURCING	01	025005	540,000.00-	01	250050	01	250150	Y	
		** Decrease in SL Allocation **			24,402,741.00-						
01	250110	MEDICARE PART D SUBSIDY									
		MEDICARE PARTD SUBSIDY RESERVE	01	025011	4,000,000.00-	01	250110	01	250050	N	
		** Decrease in SL Allocation **			4,000,000.00-						
01	250150	SYSTEM-WIDE VALUE ADDED PROGRAMS									
		2NDMD PROGRAM	01	025015	1,394,544.00	01	250050	01	250150	Y	
		EMPLOYEE ASSISTANCE PROGRAM	01	025015	275,000.00	01	250050	01	250150	Y	
		P&A GROUP OUTSOURCING	01	025015	540,000.00	01	250050	01	250150	Y	
		SILVER SNEAKERS PROGRAM	01	025015	342,000.00	01	250050	01	250150	Y	
		EVIVE PROGRAM	01	025015	522,304.00	01	250050	01	250150	Y	
		** Increase in SL Allocation **			3,073,848.00						
01	260040-00000	TAMUS - SELF INSURED HEALTH/DENT									
		SELF-INSURED HEALTH/DENT SUPPL	01	026004	16,333,237.00	01	250050	01	260040-00000	N	
		** Increase in SL Allocation **			16,333,237.00						
01	260500	HEALTH PLAN ADMINISTRATION									
		HEALTH PLAN ADMINISTRATION	01	026050	928,514.00	01	250050	01	260500	Y	
		** Increase in SL Allocation **			928,514.00						
01	261010	WORKER'S COMPENSATION INSURANCE									
		RSKM MGT - GIP RETIREES	01	026100	40,000.00-	01	261010	01	271600	Y	
		RISK MGT OVERHEAD COSTS	01	026100	83,927.00-	01	261010	01	271001-00000	Y	
		RISK MGT ADMINISTRATION	01	026100	1,463,360.00-	01	261010	01	261030	Y	
		** Decrease in SL Allocation **			1,587,287.00-						
01	261030	RMS ADMINISTRATION									
		RISK MGT ADMINISTRATION	01	026100	1,463,360.00	01	261010	01	261030	Y	
		** Increase in SL Allocation **			1,463,360.00						
01	261200	PROPERTY INSURANCE									
		RFS DS 2011 FREEZE PROPERTY	01	026120	57,750.00-	01	261200	01	088539	Y	Y
		RFS DS TARLETON ROOF REPAIR	01	026120	58,000.00-	01	261200	01	088539	Y	Y
		RFS DS WTAMU ACTIV CTR ROOF	01	026120	2,560.00-	01	261200	01	088564	Y	Y
		RFS DS FLOOD REPAIR	01	026120	14,620.00-	01	261200	01	088564	Y	Y
		RFS DS 2012 FLOOD REPAIR	01	026120	50,050.00-	01	261200	01	088553	Y	Y

Printed on a Xerox 9700 Laser Printing System at the Computing Services Center / Texas A&M University

Form: URGB01 (02/05/85)

CC	Account	Transaction Description	Offset CC	Offset Account	Amount	Actual Entry From CC	Actual Entry From Account	Actual Entry To CC	Actual Entry To Account	Feed	Mand
01	261200	PROPERTY INSURANCE									
		RFS DS PVAMU FLOOD/TSU HAIL	01	026120	224,281.00-	01	261200	01	088850	Y	Y
		RFS DS REPLACE BOILER8 REPAR12	01	026120	92,160.00-	01	261200	01	088556	Y	Y
		RFS DS 2011 FREEZE PROPERTY	01	026120	15,940.00-	01	261200	01	088564	Y	Y
		RFS DS WTAMU ACTIV CTR ROOF	01	026120	63,150.00-	01	261200	01	088553	Y	Y
		RFS DS WTAMU HAIL DAMAGE	01	026120	137,000.00-	01	261200	01	088850	Y	Y
		** Decrease in SL Allocation **			715,511.00-						
01	270010	SYSTEM AIRCRAFT									
		SYSTEM AIRCRAFT	01	027001	809,592.00	01	271001-00000	01	270010	Y	
		** Increase in SL Allocation **			809,592.00						
01	270040	SAGO POSTAL SERVICES									
		SYSTEM OFFICES POSTAL SERVICES	01	027004	30,000.00	01	271001-00000	01	270040	Y	
		** Increase in SL Allocation **			30,000.00						
01	271001-00000	SAGO SERVICES - REVENUES									
		SYSTEM OFFICES POSTAL SERVICES	01	027100	30,000.00-	01	271001-00000	01	270040	Y	
		FEDERAL RELATIONS	01	027100	119,795.00-	01	271001-00000	01	271160	Y	
		INTERNAL AUDIT	01	027100	3,631,459.00-	01	271001-00000	01	271100	Y	
		TREASURY SERVICES	01	027100	397,506.00-	01	271001-00000	01	271080-00000	Y	
		HUMAN RESOURCES ADMINISTRATION	01	027100	6,000.00-	01	271001-00000	01	271050	Y	
		FAMIS SERVICES	01	027100	62,221.00-	01	271001-00000	01	271030	Y	
		BPP SYSTEM	01	027100	1,000.00-	01	271001-00000	01	271020	Y	
		ADMINISTRATIVE OVERSIGHT ACCT	01	027100	119,000.00-	01	271001-00000	01	271010	Y	
		EXECUTIVE VICE CHAN & CFO	01	027100	118,415.00-	01	271001-00000	01	271070	Y	
		CHANCELLOR'S SALARY	01	027100	994,464.00-	01	271001-00000	01	271060	Y	
		SYSTEM AIRCRAFT	01	027100	809,592.00-	01	271001-00000	01	270010	Y	
		RISK MGT OVERHEAD COSTS	01	027100	83,927.00	01	261010	01	271001-00000	Y	
		BUSINESS AFFAIRS	01	027100	3,000.00-	01	271001-00000	01	271730-00000	Y	
		FP&C OVERHEAD COSTS	01	027100	285,353.00	01	273001-00000	01	271001-00000	Y	
		HUB & PROCUREMENT	01	027100	2,000.00-	01	271001-00000	01	271740	Y	
		BUDGETS & ACCOUNTING	01	027100	2,465,922.00-	01	271001-00000	01	271690	Y	
		MERIT INCREASES - ASSESMENTS	01	027100	290,000.00-	01	271001-00000	01	271990	Y	
		SYSTEM INITIATIVES	01	027100	400,000.00-	01	271001-00000	01	272010-00000	Y	
		MARKETING & COMMUNICATIONS	01	027100	113,924.00-	01	271001-00000	01	271560	Y	
		INFORMATION SECURITY OFFICER	01	027100	10,000.00-	01	271001-00000	01	271995	Y	
		HEALTH PLAN ADMIN OVERHEAD	01	027100	67,142.00	01	250050	01	271001-00000	Y	
		DOCUMENT IMAGING SYSTEM	01	027100	100,000.00-	01	271001-00000	01	271220	Y	
		ACADEMIC AFFAIRS	01	027100	94,350.00-	01	271001-00000	01	271440	Y	
		ENTERPRISE SOFTWARE INITIATIVE	01	027100	1,808,180.00-	01	271001-00000	01	271200	Y	
		STATE RELATIONS	01	027100	25,000.00-	01	271001-00000	01	271470	Y	
		INFORMATION TECHNOLOGY	01	027100	69,547.00-	01	271001-00000	01	271260	Y	
		BOARD OF REGENTS	01	027100	100,000.00-	01	271001-00000	01	271400-00000	Y	
		BUILDING OPERATIONS	01	027100	173,032.00-	01	271001-00000	01	271180	Y	
		CHANC STUDENT ADVISORY BOARD	01	027100	2,000.00-	01	271001-00000	01	271510	Y	
		RESEARCH OFFICE	01	027100	31,350.00-	01	271001-00000	01	271270	Y	

Printed on a Xerox 9700 Laser Printing System at the Computing Services Center / Texas A&M University

Form: URGB01 (02/05/85)

CC	Account	Transaction Description	--- Offset --- CC	Account	Amount	-------- Actual Entry --------- ---- From ----- CC	Account	----- To ------ CC	Account	Feed	Mand
01	271001-00000	SAGO SERVICES - REVENUES									
		ETHICS & COMPLIANCE OFFICE	01	027100	191,639.00-	01	271001-00000	01	271300-00000	Y	
		TAMU INSTITUT SUPPORT MOF TRAN	01	027100	800,000.00	01	027100	01	271001-00000	Y	
		FINANCE DISCOVERY - REIMBURSE	01	027100	61,500.00	01	027100	01	271001-00000	Y	
		** Decrease in SL Allocation **			10,871,474.00-						
01	271010	ADMINISTRATIVE OVERSIGHT ACCOUNT									
		ADMINISTRATIVE OVERSIGHT ACCT	01	027100	119,000.00	01	271001-00000	01	271010	Y	
		** Increase in SL Allocation **			119,000.00						
01	271020	BPP - SYSTEM									
		BPP SYSTEM	01	027100	1,000.00	01	271001-00000	01	271020	Y	
		** Increase in SL Allocation **			1,000.00						
01	271030	FAMIS SERVICES									
		FAMIS SERVICES	01	027100	62,221.00	01	271001-00000	01	271030	Y	
		** Increase in SL Allocation **			62,221.00						
01	271050	HUMAN RESOURCES ADMINISTRATION									
		HUMAN RESOURCES ADMINISTRATION	01	027100	6,000.00	01	271001-00000	01	271050	Y	
		** Increase in SL Allocation **			6,000.00						
01	271060	CHANCELLOR'S SALARY									
		CHANCELLOR'S SALARY	01	027100	994,464.00	01	271001-00000	01	271060	Y	
		** Increase in SL Allocation **			994,464.00						
01	271070	EXECUTIVE VICE CHANCELLOR & CFO									
		EXECUTIVE VICE CHAN & CFO	01	027100	118,415.00	01	271001-00000	01	271070	Y	
		** Increase in SL Allocation **			118,415.00						
01	271080-00000	TREASURY SERVICES									
		TREASURY SERVICES	01	027100	397,506.00	01	271001-00000	01	271080-00000	Y	
		** Increase in SL Allocation **			397,506.00						
01	271100	SYSTEM INTERNAL AUDIT									
		INTERNAL AUDIT	01	027100	3,631,459.00	01	271001-00000	01	271100	Y	
		** Increase in SL Allocation **			3,631,459.00						
01	271160	FEDERAL RELATIONS									
		FEDERAL RELATIONS	01	027100	119,795.00	01	271001-00000	01	271160	Y	
		** Increase in SL Allocation **			119,795.00						
01	271180	BUILDING OPERATIONS - LOCAL									
		BUILDING OPERATIONS	01	027100	173,032.00	01	271001-00000	01	271180	Y	
		** Increase in SL Allocation **			173,032.00						
01	271200	ENTERPRISE SOFTWARE INITIATIVES									
		ENTERPRISE SOFTWARE INITIATIVE	01	027100	1,808,180.00	01	271001-00000	01	271200	Y	
		** Increase in SL Allocation **			1,808,180.00						

Printed on a Xerox 9700 Laser Printing System at the Computing Services Center / Texas A&M University

Form: URGB01 (02/05/85)

CC	Account	Transaction Description	--- Offset --- CC	Account	Amount	-------- Actual Entry --------- ---- From ----- CC	Account	----- To ------ CC	Account	Feed	Mand
01	271220	DOCUMENT IMAGING SYSTEM									
		DOCUMENT IMAGING SYSTEM	01	027100	100,000.00	01	271001-00000	01	271220	Y	
		** Increase in SL Allocation **			100,000.00						
01	271260	SERVICES-INFORMATION TECHNOLOGY									
		INFORMATION TECHNOLOGY	01	027100	69,547.00	01	271001-00000	01	271260	Y	
		** Increase in SL Allocation **			69,547.00						
01	271270	SVCS-RESEARCH OFFICE									
		RESEARCH OFFICE	01	027100	31,350.00	01	271001-00000	01	271270	Y	
		** Increase in SL Allocation **			31,350.00						
01	271300-00000	SYSTEM ETHICS & COMPL OFF - ASSE									
		ETHICS & COMPLIANCE OFFICE	01	027100	191,639.00	01	271001-00000	01	271300-00000	Y	
		** Increase in SL Allocation **			191,639.00						
01	271400-00000	SERVICES - BOARD OF REGENTS									
		BOARD OF REGENTS	01	027100	100,000.00	01	271001-00000	01	271400-00000	Y	
		** Increase in SL Allocation **			100,000.00						
01	271440	SVCS - ACADEMIC AFFAIRS									
		ACADEMIC AFFAIRS	01	027100	94,350.00	01	271001-00000	01	271440	Y	
		** Increase in SL Allocation **			94,350.00						
01	271470	SERVICES - STATE RELATIONS									
		STATE RELATIONS	01	027100	25,000.00	01	271001-00000	01	271470	Y	
		** Increase in SL Allocation **			25,000.00						
01	271510	SVCS - CHANC STUDENT ADISORY BOA									
		CHANC STUDENT ADVISORY BOARD	01	027100	2,000.00	01	271001-00000	01	271510	Y	
		** Increase in SL Allocation **			2,000.00						
01	271560	SERVICES - SYS OFCE OF MRKTG & C									
		MARKETING & COMMUNICATIONS	01	027100	113,924.00	01	271001-00000	01	271560	Y	
		** Increase in SL Allocation **			113,924.00						
01	271600	GIP - SAGO RETIREES									
		RSKM MGT - GIP RETIREES	01	027100	40,000.00	01	261010	01	271600	Y	
		FP&C GIP - RETIREE	01	027100	260,000.00	01	273001-00000	01	271600	Y	
		** Increase in SL Allocation **			300,000.00						
01	271690	BUDGETS & ACCOUNTING									
		BUDGETS & ACCOUNTING	01	027100	2,465,922.00	01	271001-00000	01	271690	Y	
		** Increase in SL Allocation **			2,465,922.00						
01	271730-00000	BUSINESS AFFAIRS									
		BUSINESS AFFAIRS	01	027100	3,000.00	01	271001-00000	01	271730-00000	Y	
		** Increase in SL Allocation **			3,000.00						

Printed on a Xerox 9700 Laser Printing System at the Computing Services Center / Texas A&M University

Form: URGB01 (02/05/85)

CC	Account	Transaction Description	Offset CC	Offset Account	Amount	Actual Entry From CC	Actual Entry From Account	Actual Entry To CC	Actual Entry To Account	Feed	Mand
01	271740	HUB & PROCUREMENT SERVICES									
		HUB & PROCUREMENT	01	027100	2,000.00	01	271001-00000	01	271740	Y	
		** Increase in SL Allocation **			2,000.00						
01	271990	MERIT INCREASES - ASSESSMENTS									
		MERIT INCREASES - ASSESMENTS	01	027100	290,000.00	01	271001-00000	01	271990	Y	
		** Increase in SL Allocation **			290,000.00						
01	271995	INFORMATION SECURITY OFFICER									
		INFORMATION SECURITY OFFICER	01	027100	10,000.00	01	271001-00000	01	271995	Y	
		** Increase in SL Allocation **			10,000.00						
01	272010-00000	SYSTEM INITIATIVES - LOCAL									
		SYSTEM INITIATIVES	01	027200	400,000.00	01	271001-00000	01	272010-00000	Y	
		SYSTEM INITIATIVES	01	027200	607,000.00	01	279000	01	272010-00000	Y	
		** Increase in SL Allocation **			1,007,000.00						
01	273001-00000	FACILITIES PLANNING & CONSTRUCTI									
		FP&C OVERHEAD COSTS	01	027300	285,353.00-	01	273001-00000	01	271001-00000	Y	
		FP&C GIP - RETIREE	01	027300	260,000.00-	01	273001-00000	01	271600	Y	
		** Decrease in SL Allocation **			545,353.00-						
01	279000	INVESTMENT INCOME									
		STAFF COUNCIL OPERATIONS	01	027900	16,600.00-	01	279000	01	202400	Y	
		SYSTEM INITIATIVES	01	027900	607,000.00-	01	279000	01	272010-00000	Y	
		** Decrease in SL Allocation **			623,600.00-						
01	610001	INST DEV - REVENUE									
		CHANCELLORS SPECIAL INITIATIVE	01	061000	20,000.00-	01	610001	01	610220-00000	Y	
		CHANCELLOR'S OFFICE	01	061000	73,000.00-	01	610001	01	610070	Y	
		** Decrease in SL Allocation **			93,000.00-						
01	610002	INST DEV-BOR-REVENUE									
		BOARD OF REGENTS	01	061000	100,000.00-	01	610002	01	610020-00000	Y	
		** Decrease in SL Allocation **			100,000.00-						
01	610020-00000	INST DEV - BOARD OF REGENTS									
		BOARD OF REGENTS	01	061000	100,000.00	01	610002	01	610020-00000	Y	
		** Increase in SL Allocation **			100,000.00						
01	610070	INST DEV - CHANCELLOR									
		CHANCELLOR'S OFFICE	01	061000	73,000.00	01	610001	01	610070	Y	
		** Increase in SL Allocation **			73,000.00						
01	610220-00000	INST DEV - CHAN SPECIAL INITIATI									
		CHANCELLORS SPECIAL INITIATIVE	01	061000	20,000.00	01	610001	01	610220-00000	Y	
		** Increase in SL Allocation **			20,000.00						

Printed on a Xerox 9700 Laser Printing System at the Computing Services Center / Texas A&M University

Form: URGB01 (02/05/85)

CC	Account	Transaction Description	--- Offset --- CC	Account	Amount	-------- Actual Entry --------- ---- From ----- CC	Account	----- To ------ CC	Account	Feed	Mand
01	885350	RFS BONDS 2009 - LOCAL									
		RFS BONDS, SERIES 209 - LOCAL	01	088535	11,613,880.00	01	088535	01	885350	N	Y
		** Increase in SL Allocation **			11,613,880.00						
01	885354	RFS BONDS 2009 - TR (95790)									
		RFS BONDS, SERIES 2009-TR95790	01	088535	13,822,075.00	01	088535	01	885354	N	Y
		** Increase in SL Allocation **			13,822,075.00						
01	885355	RFS BONDS 2009 - HEF									
		RFS BONDS, SERIES 2009 - HEF	01	088535	1,400,300.00	01	088535	01	885355	N	Y
		** Increase in SL Allocation **			1,400,300.00						
01	885359	RFS BONDS 2009 - GR									
		RFS BONDS, SERIES 2009 - GR	01	088535	1,816,535.00	01	088535	01	885359	N	Y
		** Increase in SL Allocation **			1,816,535.00						
01	885360	RFS NOTE-2007 TIPS PROJECT-LOCAL									
		RFS NOTE - 2007 TIPS - LOCAL	01	088536	358,696.00	01	088536	01	885360	N	Y
		** Increase in SL Allocation **			358,696.00						
01	885370	RFS BONDS 2010 - LOCAL									
		RFS BONDS, SERIES 2010 - LOCAL	01	088537	8,039,260.00	01	088537	01	885370	N	Y
		** Increase in SL Allocation **			8,039,260.00						
01	885374	RFS BONDS 2010 - TR (95790)									
		RFS BONDS, SERIES 2010-TR95790	01	088537	7,847,753.00	01	088537	01	885374	N	Y
		** Increase in SL Allocation **			7,847,753.00						
01	885375	RFS BONDS 2010 - HEF									
		RFS BONDS, SERIES 2010 - HEF	01	088537	683,500.00	01	088537	01	885375	N	Y
		** Increase in SL Allocation **			683,500.00						
01	885380	RFS BONDS 2011 - LOCAL									
		RFS BONDS, SERIES 2011 - LOCAL	01	088538	5,099,132.00	01	088538	01	885380	N	Y
		** Increase in SL Allocation **			5,099,132.00						
01	885386	RFS BONDS 2011 - SMF									
		RFS BONDS, SERIES 2011 - SMF	01	088538	38,850.00	01	088538	01	885386	N	Y
		** Increase in SL Allocation **			38,850.00						
01	885390	RFS BONDS 2013 - LOCAL									
		RFS BONDS, SRS 2013AB PROP INS	01	088539	115,750.00	01	088539	01	885390	N	Y
		RFS BONDS, SERIES 2013AB-LOCAL	01	088539	10,133,100.00	01	088539	01	885390	N	Y
		** Increase in SL Allocation **			10,248,850.00						
01	885394	RFS BONDS 2013 - TR APPN (95790)									
		RFS BONDS, SRS 2013AB-TR-95790	01	088539	4,605,650.00	01	088539	01	885394	N	Y
		** Increase in SL Allocation **			4,605,650.00						

Printed on a Xerox 9700 Laser Printing System at the Computing Services Center / Texas A&M University

Form: URGB01 (02/05/85)
Printed on a Xerox 9700 Laser Printing System at the Computing Services Center / Texas A&M University

CC	Account	Transaction Description	--- Offset --- CC	Account	Amount	-------- Actual Entry --------- ---- From ----- CC	Account	----- To ------ CC	Account	Feed	Mand
01	885396	RFS BONDS 2013 - SMF									
		RFS BONDS, SERIES 2013AB - SMF	01	088539	172,500.00	01	088539	01	885396	N	Y
		** Increase in SL Allocation **			172,500.00						
01	885500	RFS BONDS TAXABLE 2013C -LOCAL									
		RFS BONDS, SERIES 2013C -LOCAL	01	088550	11,342,954.00	01	088550	01	885500	N	Y
		** Increase in SL Allocation **			11,342,954.00						
01	885510	RFS BONDS 2013D - LOCAL									
		RFS BONDS, SERIES 2013D -LOCAL	01	088551	8,384,250.00	01	088551	01	885510	N	Y
		** Increase in SL Allocation **			8,384,250.00						
01	885530	RFS BONDS 2015AB - LOCAL									
		RFS BONDS, SRS 2015AB-PROP INS	01	088553	113,200.00	01	088553	01	885530	N	Y
		RFS BONDS, SERIES 2015AB-LOCAL	01	088553	4,701,204.00	01	088553	01	885530	N	Y
		** Increase in SL Allocation **			4,814,404.00						
01	885534	RFS BONDS 2015AB - TR (95790)									
		RFS BONDS, SRS 2015AB -TR95790	01	088553	6,135,104.00	01	088553	01	885534	N	Y
		** Increase in SL Allocation **			6,135,104.00						
01	885535	RFS BONDS 2015AB - HEF									
		RFS BONDS, SERIES 2015AB - HEF	01	088553	252,800.00	01	088553	01	885535	N	Y
		** Increase in SL Allocation **			252,800.00						
01	885540	RFS BONDS 2015C - LOCAL									
		RFS BONDS, SERIES 2015C -LOCAL	01	088554	18,158,368.00	01	088554	01	885540	N	Y
		** Increase in SL Allocation **			18,158,368.00						
01	885545	RFS BONDS TAXABLE 2015C - HEF									
		RFS BONDS, SERIES 2015C -HEF	01	088554	1,500,276.00	01	088554	01	885545	N	Y
		** Increase in SL Allocation **			1,500,276.00						
01	885546	RFS BONDS TAXABLE 2015C - SMF									
		RFS BONDS, SERIES 2015C -SMF	01	088554	69,037.00	01	088554	01	885546	N	Y
		** Increase in SL Allocation **			69,037.00						
01	885550	RFS BONDS TAXABLE 2015D - LOCAL									
		RFS BONDS, SERIES 2015D -LOCAL	01	088555	4,006,468.00	01	088555	01	885550	N	Y
		** Increase in SL Allocation **			4,006,468.00						
01	885560	RFS BONDS TAXABLE 2016AB - LOCAL									
		RFS BONDS, SERIES 2016AB-LOCAL	01	088556	28,560,129.00	01	088556	01	885560	N	Y
		RFS BONDS, SRS 2016AB-PROPINS	01	088556	92,160.00	01	088556	01	885560	N	Y
		** Increase in SL Allocation **			28,652,289.00						
01	885561	RFS BONDS TAXABLE 2016AB - AUF									
		RFS BONDS, SERIES 2016AB - AUF	01	088556	2,248,585.00	01	088556	01	885561	N	Y
		** Increase in SL Allocation **			2,248,585.00						

Form: URGB01 (02/05/85)

CC	Account	Transaction Description	Offset CC	Offset Account	Amount	Actual Entry From CC	Actual Entry From Account	Actual Entry To CC	Actual Entry To Account	Feed	Mand
01	885564	RFS BONDS TAXABLE 2016AB-TR (957									
		RFS BONDS, SRS 2016AB- TR95790	01	088556	349,386.00	01	088556	01	885564	N	Y
		** Increase in SL Allocation **			349,386.00						
01	885565	RFS BONDS TAXABLE 2016AB - HEF									
		RFS BONDS, SERIES 2016AB - HEF	01	088556	300,019.00	01	088556	01	885565	N	Y
		** Increase in SL Allocation **			300,019.00						
01	885570	RFS BONDS 2016C-LOCAL									
		RFS BONDS, SERIES 2016C -LOCAL	01	088557	3,896,450.00	01	088557	01	885570	N	Y
		** Increase in SL Allocation **			3,896,450.00						
01	885574	RFS BONDS 2016C-TR(95790)									
		RFS BONDS, SRS 2016C -TR95790	01	088557	5,566,100.00	01	088557	01	885574	N	Y
		** Increase in SL Allocation **			5,566,100.00						
01	885579	RFS BONDS 2016C-GR									
		RFS BONDS, SERIES 2016C - GR	01	088557	79,300.00	01	088557	01	885579	N	Y
		** Increase in SL Allocation **			79,300.00						
01	885580	RFS BONDS TAXABLE 2016D-LOCAL									
		RFS BONDS, SERIES 2016D -LOCAL	01	088558	1,092,002.00	01	088558	01	885580	N	Y
		** Increase in SL Allocation **			1,092,002.00						
01	885584	RFS BONDS TAXABLE 2016D-TR(95790									
		RFS BONDS, SRS 2016D -TR95790	01	088558	821,244.00	01	088558	01	885584	N	Y
		** Increase in SL Allocation **			821,244.00						
01	885589	RFS BONDS TAXABLE 2016D-GR									
		RFS BONDS, SERIES 2016D - GR	01	088558	6,538,075.00	01	088558	01	885589	N	Y
		** Increase in SL Allocation **			6,538,075.00						
01	885590	RFS BONDS 2016E-LOCAL									
		RFS BONDS, SERIES 2016E -LOCAL	01	088559	4,464,750.00	01	088559	01	885590	N	Y
		** Increase in SL Allocation **			4,464,750.00						
01	885594	RFS BONDS 2016E-TR(95790)									
		RFS BONDS, SRS 2016E -TR95790	01	088559	885,350.00	01	088559	01	885594	N	Y
		** Increase in SL Allocation **			885,350.00						
01	885595	RFS BONDS 2016E-HEF									
		RFS BONDS, SERIES 2016E - HEF	01	088559	581,650.00	01	088559	01	885595	N	Y
		** Increase in SL Allocation **			581,650.00						
01	885604	RFS BONDS TAXABLE 2017A - TR(957									
		RFS BONDS, TAX 2017A-TR95790	01	088560	31,042,653.00	01	088560	01	885604	N	Y
		** Increase in SL Allocation **			31,042,653.00						

Printed on a Xerox 9700 Laser Printing System at the Computing Services Center / Texas A&M University

Form: URGB01 (02/05/85)

CC	Account	Transaction Description	--- Offset --- CC	Account	Amount	-------- Actual Entry --------- ---- From ----- CC	Account	----- To ------ CC	Account	Feed	Mand
01	885610	RFS BONDS TAXABLE 2017B-LOCAL									
		RFS BONDS, TAX SRS 2017B-LOCAL	01	088561	537,216.00	01	088561	01	885610	N	Y
		** Increase in SL Allocation **			537,216.00						
01	885614	RFS BONDS TAXABLE 2017B-TR (9579									
		RFS BONDS, TAX SRS - TR95790	01	088561	33,444,065.00	01	088561	01	885614	N	Y
		** Increase in SL Allocation **			33,444,065.00						
01	885620	RFS BONDS 2017C - LOCAL									
		RFS BONDS, TAX SRS 2017C-LOCAL	01	088562	2,343,928.00	01	088562	01	885620	N	Y
		** Increase in SL Allocation **			2,343,928.00						
01	885624	RFS BONDS 2017C - TR (95790)									
		RFS BNDS TAX SRS 2017C-TR95790	01	088562	1,749,040.00	01	088562	01	885624	N	Y
		** Increase in SL Allocation **			1,749,040.00						
01	885625	RFS BONDS 2017C - HEF									
		RFS BONDS, TAX SRS 2017C - HEF	01	088562	749,082.00	01	088562	01	885625	N	Y
		** Increase in SL Allocation **			749,082.00						
01	885630	RFS BONDS TAXABLE 2017D - LOCAL									
		RFS BONDS, TAX SRS 2017D-LOCAL	01	088563	6,369,634.00	01	088563	01	885630	N	Y
		** Increase in SL Allocation **			6,369,634.00						
01	885631	RFS BONDS TAXABLE 2017D - AUF									
		RFS BONDS, TAX SRS 2017D -AUF	01	088563	2,993,227.00	01	088563	01	885631	N	Y
		** Increase in SL Allocation **			2,993,227.00						
01	885640	RFS BONDS 2017E - LOCAL									
		RFS BONDS, SRS2017E - PROP INS	01	088564	33,120.00	01	088564	01	885640	N	Y
		RFS BONDS, SRS 2017E - LOCAL	01	088564	12,978,336.00	01	088564	01	885640	N	Y
		** Increase in SL Allocation **			13,011,456.00						
01	885645	RFS BONDS 2017E - HEF									
		RFS BONDS, SERIES 2017E - HEF	01	088564	37,174.00	01	088564	01	885645	N	Y
		** Increase in SL Allocation **			37,174.00						
01	885646	RFS BONDS 2017E - SMF									
		RFS BONDS, SERIES 2017E - SMF	01	088564	92,789.00	01	088564	01	885646	N	Y
		** Increase in SL Allocation **			92,789.00						
01	885649	RFS BONDS 2017E - GR									
		RFS BONDS, SERIES 2017E - GR	01	088564	2,923,650.00	01	088564	01	885649	N	Y
		** Increase in SL Allocation **			2,923,650.00						
01	888270	PUF BONDS, SERIES 1998									
		PUF BONDS, SERIES 1998	01	088825	3,818,725.00	01	088825	01	888270	N	Y
		** Increase in SL Allocation **			3,818,725.00						

Printed on a Xerox 9700 Laser Printing System at the Computing Services Center / Texas A&M University

Form: URGB01 (02/05/85)

CC	Account	Transaction Description	--- Offset --- CC	Account	Amount	-------- Actual Entry --------- ---- From ----- CC	Account	----- To ------ CC	Account	Feed	Mand
01	888274	PUF BONDS, SERIES 2009AB-DEBT SE									
		PUF BONDS, SERIES 2009	01	088825	16,093,807.00	01	088825	01	888274	N	Y
		** Increase in SL Allocation **			16,093,807.00						
01	888275	PUF BONDS, SERIES 2011									
		PUF BONDS, SERIES 2011	01	088825	2,946,600.00	01	088825	01	888275	N	Y
		** Increase in SL Allocation **			2,946,600.00						
01	888276	PUF BONDS, SERIES 2012									
		PUF BONDS, SERIES 2012	01	088825	22,326,914.00	01	088825	01	888276	N	Y
		** Increase in SL Allocation **			22,326,914.00						
01	888277	PUF BONDS, SERIES 2013									
		PUF BONDS, SERIES 2013	01	088825	12,332,650.00	01	088825	01	888277	N	Y
		** Increase in SL Allocation **			12,332,650.00						
01	888278	PUF BONDS, SERIES 2015A									
		PUF BONDS, SERIES 2015A	01	088825	6,706,176.00	01	088825	01	888278	N	Y
		** Increase in SL Allocation **			6,706,176.00						
01	888279	PUF BONDS, TAXABLE SERIES 2015B									
		PUF BONDS, SERIES 2015B	01	088825	11,089,381.00	01	088825	01	888279	N	Y
		** Increase in SL Allocation **			11,089,381.00						
01	888280	PUF CP DEBT SERVICE									
		PUF COMMERCIAL PAPER	01	088825	750,000.00	01	088825	01	888280	N	Y
		** Increase in SL Allocation **			750,000.00						
01	888281	PUF CP TAXABLE									
		PUF COMMERCIAL PAPER - TAXABLE	01	088825	32,519,467.00	01	088825	01	888281	N	Y
		** Increase in SL Allocation **			32,519,467.00						
01	888282	PUF BONDS, SERIES 2017A									
		PUF BONDS, SERIES 2017A	01	088825	3,633,850.00	01	088825	01	888282	N	Y
		** Increase in SL Allocation **			3,633,850.00						
01	888283	PUF BONDS, TAXABLE SERIES 2017B									
		PUF BONDS, SERIES 2017B	01	088825	11,355,952.00	01	088825	01	888283	N	Y
		** Increase in SL Allocation **			11,355,952.00						
01	888500	RFS COMMERCIAL PAPER EXP									
		RFS COMM PAPER - PROPERTY INS	01	088850	137,000.00	01	088850	01	888500	N	Y
		RFS COMMERCIAL PAPER - LOCAL	01	088850	43,294,625.00	01	088850	01	888500	N	Y
		** Increase in SL Allocation **			43,431,625.00						
01	888501-00000	RFS CP EXPENSE - AUF									
		RFS COMMERCIAL PAPER - AUF	01	088850	840,000.00	01	088850	01	888501-00000	N	Y
		** Increase in SL Allocation **			840,000.00						

Printed on a Xerox 9700 Laser Printing System at the Computing Services Center / Texas A&M University

Form: URGB01 (02/05/85)

CC	Account	Transaction Description	--- Offset --- CC	Account	Amount	-------- Actual Entry --------- ---- From ----- CC	Account	----- To ------ CC	Account	Feed	Mand
01	888505	RFS COMMERCIAL PAPER - HEF									
		RFS COMMERCIAL PAPER - HEF	01	088850	2,529,200.00	01	088850	01	888505	N	Y
		** Increase in SL Allocation **			2,529,200.00						
01	888700	TAXABLE RFS CP EXPENSES									
		RFS COMM PAPER - PROPERTY INS	01	088850	224,281.00	01	088850	01	888700	N	Y
		RFS TAXABLE COMM PAPER - LOCAL	01	088850	27,524,161.00	01	088850	01	888700	N	Y
		** Increase in SL Allocation **			27,748,442.00						
01	888701	TAXABLE RFS CP-AUF									
		RFS TAXABLE COMM PAPER - AUF	01	088850	171,000.00	01	088850	01	888701	N	Y
		** Increase in SL Allocation **			171,000.00						

Printed on a Xerox 9700 Laser Printing System at the Computing Services Center / Texas A&M University

Form: URGB01 (02/05/85)

Account	Name	Section	Page
109004-	SCHOLARSHIP SUPPORT	2	1
109040-	ENDANGERED SPECIES TASKFORCE-GR	2	1
202400-	STAFF COUNCIL OPERATIONS	3	1
210010-	TAMUS AVAILABLE UNIVERSITY FUND	3	1
215001-	AUF - UNALLOCATED BALANCE	3	1
215010-	BOARD OFFICE OPERATIONS	3	1
215020-00000	BOARD OF REGENTS EXPENSE	3	1
215050-	GENERAL COUNSEL	3	1
215060-	AUF-TREASURY SERVICES	3	1
215070-00000	OFFICE OF ACADEMIC AFFAIRS	3	1
215090-	SYSTEM OFFICE OF MARKETING & COMMUN	3	2
215100-	STATE RELATIONS	3	2
215130-	BUSINESS COMPUTING SERVICES	3	2
215170-	IFFM PROJECT	3	2
215220-	MERIT INCREASES - AUF	3	2
215230-	GIP - RETIREES	3	2
215280-	PROCUREMENT SERVICES	3	2
215300-	BUILDING OPERATIONS - TAMUS	3	3
215340-	CIS CHARGES	3	3
215350-	TTVN CHARGES	3	3
215460-	TAMU INFRASTRUCTURE ASSESSMENT	3	3
215530-	AUF-FAMIS SERVICES	3	3
215540-	AUF HUMAN RESOURCES SERVICES	3	3
215570-	AUF-FEDERAL RELATIONS	3	3
215580-	CHIEF INFORMATION OFFICER	3	4
215615-	VICE CHANCELLOR FOR RESEARCH	3	4
215645-	ASSESSMENTS TO SYSTEM OFFICES	3	4
215650-	BUSINESS AFFAIRS	3	4
215700-	EXECUTIVE VICE CHANCELLOR & CFO-AUF	3	4
220001-	SPECIAL MINERAL FUND 0096 - CCP	3	4
220500-	SMF - UNALLOCATED BALANCE	3	4
220520-	GENERAL COUNSEL-SMF LOCAL	3	5
220540-00000	SYSTEM ETHICS & COMPL OFF SMF-LOCAL	3	5
220580-	CHANCELLOR'S OFFICE OPERATIONS-SMF	3	5
250050-	GROUP HEALTH/DENTAL ESR	4	1
250070-	FLEXIBLE SPENDING ACCOUNT	4	1
250090-	BASIC LIFE RESERVE	4	1
250100-	OPTIONAL/DEPENDENT LIFE RESERVE	4	1
250110-	MEDICARE PART D SUBSIDY	3	5
250150-	SYSTEM-WIDE VALUE ADDED PROGRAMS	4	1
260040-00000	TAMUS - SELF INSURED HEALTH/DENTAL	4	1
260100-	LUMP SUM PAYMENT RESERVE	4	1
260500-	HEALTH PLAN ADMINISTRATION	4	1
261010-	WORKER'S COMPENSATION INSURANCE	4	1
261030-	RMS ADMINISTRATION	4	2
261200-	PROPERTY INSURANCE	4	2
261300-	AUTO INSURANCE	4	2
261400-	MALPRACTICE INSURANCE	4	2
270010-	SYSTEM AIRCRAFT	4	2
270040-	SAGO POSTAL SERVICES	4	2
271001-00000	SAGO SERVICES - REVENUES	4	2

Printed on a Xerox 9700 Laser Printing System at the Computing Services Center / Texas A&M University

Form: URGB01 (02/05/85)

Account	Name	Section	Page
271010-	ADMINISTRATIVE OVERSIGHT ACCOUNT	4	3
271030-	FAMIS SERVICES	4	3
271050-	HUMAN RESOURCES ADMINISTRATION	4	3
271060-	CHANCELLOR'S SALARY	4	3
271070-	EXECUTIVE VICE CHANCELLOR & CFO	4	3
271080-00000	TREASURY SERVICES	4	3
271100-	SYSTEM INTERNAL AUDIT	4	3
271160-	FEDERAL RELATIONS	4	4
271180-	BUILDING OPERATIONS - LOCAL	4	4
271200-	ENTERPRISE SOFTWARE INITIATIVES	4	4
271220-	DOCUMENT IMAGING SYSTEM	4	4
271260-	SERVICES-INFORMATION TECHNOLOGY	4	4
271270-	SVCS-RESEARCH OFFICE	4	4
271300-00000	SYSTEM ETHICS & COMPL OFF - ASSESS	4	4
271400-00000	SERVICES - BOARD OF REGENTS	4	5
271440-	SVCS - ACADEMIC AFFAIRS	4	5
271470-	SERVICES - STATE RELATIONS	4	5
271510-	SVCS - CHANC STUDENT ADISORY BOARD	4	5
271560-	SERVICES - SYS OFCE OF MRKTG & COMM	4	5
271600-	GIP - SAGO RETIREES	4	5
271690-	BUDGETS & ACCOUNTING	4	5
271730-00000	BUSINESS AFFAIRS	4	6
271740-	HUB & PROCUREMENT SERVICES	4	6
271990-	MERIT INCREASES - ASSESSMENTS	4	6
271995-	INFORMATION SECURITY OFFICER	4	6
272010-00000	SYSTEM INITIATIVES - LOCAL	4	6
273001-00000	FACILITIES PLANNING & CONSTRUCTION	4	6
279000-	INVESTMENT INCOME	3	5
610001-	INST DEV - REVENUE	6	1
610002-	INST DEV-BOR-REVENUE	6	1
610020-00000	INST DEV - BOARD OF REGENTS	6	1
610070-	INST DEV - CHANCELLOR	6	1
610220-00000	INST DEV - CHAN SPECIAL INITIATIVES	6	1
885350-	RFS BONDS 2009 - LOCAL	7	1
885354-	RFS BONDS 2009 - TR (95790)	7	1
885355-	RFS BONDS 2009 - HEF	7	1
885359-	RFS BONDS 2009 - GR	7	1
885360-	RFS NOTE-2007 TIPS PROJECT-LOCAL	7	1
885370-	RFS BONDS 2010 - LOCAL	7	1
885374-	RFS BONDS 2010 - TR (95790)	7	1
885375-	RFS BONDS 2010 - HEF	7	1
885380-	RFS BONDS 2011 - LOCAL	7	1
885386-	RFS BONDS 2011 - SMF	7	1
885390-	RFS BONDS 2013 - LOCAL	7	2
885394-	RFS BONDS 2013 - TR APPN (95790)	7	2
885396-	RFS BONDS 2013 - SMF	7	2
885500-	RFS BONDS TAXABLE 2013C -LOCAL	7	2
885510-	RFS BONDS 2013D - LOCAL	7	2
885530-	RFS BONDS 2015AB - LOCAL	7	2
885534-	RFS BONDS 2015AB - TR (95790)	7	2
885535-	RFS BONDS 2015AB - HEF	7	2

Printed on a Xerox 9700 Laser Printing System at the Computing Services Center / Texas A&M University

Form: URGB01 (02/05/85)

Account	Name	Section	Page
885540-	RFS BONDS 2015C - LOCAL	7	2
885545-	RFS BONDS TAXABLE 2015C - HEF	7	2
885546-	RFS BONDS TAXABLE 2015C - SMF	7	3
885550-	RFS BONDS TAXABLE 2015D - LOCAL	7	3
885560-	RFS BONDS TAXABLE 2016AB - LOCAL	7	3
885561-	RFS BONDS TAXABLE 2016AB - AUF	7	3
885564-	RFS BONDS TAXABLE 2016AB-TR (95790)	7	3
885565-	RFS BONDS TAXABLE 2016AB - HEF	7	3
885570-	RFS BONDS 2016C-LOCAL	7	3
885574-	RFS BONDS 2016C-TR(95790)	7	3
885579-	RFS BONDS 2016C-GR	7	3
885580-	RFS BONDS TAXABLE 2016D-LOCAL	7	3
885584-	RFS BONDS TAXABLE 2016D-TR(95790)	7	4
885589-	RFS BONDS TAXABLE 2016D-GR	7	4
885590-	RFS BONDS 2016E-LOCAL	7	4
885594-	RFS BONDS 2016E-TR(95790)	7	4
885595-	RFS BONDS 2016E-HEF	7	4
885604-	RFS BONDS TAXABLE 2017A - TR(95790)	7	4
885610-	RFS BONDS TAXABLE 2017B-LOCAL	7	4
885614-	RFS BONDS TAXABLE 2017B-TR (95790)	7	4
885620-	RFS BONDS 2017C - LOCAL	7	4
885624-	RFS BONDS 2017C - TR (95790)	7	4
885625-	RFS BONDS 2017C - HEF	7	5
885630-	RFS BONDS TAXABLE 2017D - LOCAL	7	5
885631-	RFS BONDS TAXABLE 2017D - AUF	7	5
885640-	RFS BONDS 2017E - LOCAL	7	5
885645-	RFS BONDS 2017E - HEF	7	5
885646-	RFS BONDS 2017E - SMF	7	5
885649-	RFS BONDS 2017E - GR	7	5
888270-	PUF BONDS, SERIES 1998	7	5
888274-	PUF BONDS, SERIES 2009AB-DEBT SERV	7	5
888275-	PUF BONDS, SERIES 2011	7	5
888276-	PUF BONDS, SERIES 2012	7	6
888277-	PUF BONDS, SERIES 2013	7	6
888278-	PUF BONDS, SERIES 2015A	7	6
888279-	PUF BONDS, TAXABLE SERIES 2015B	7	6
888280-	PUF CP DEBT SERVICE	7	6
888281-	PUF CP TAXABLE	7	6
888282-	PUF BONDS, SERIES 2017A	7	6
888283-	PUF BONDS, TAXABLE SERIES 2017B	7	6
888500-	RFS COMMERCIAL PAPER EXP	7	6
888501-00000	RFS CP EXPENSE - AUF	7	6
888505-	RFS COMMERCIAL PAPER - HEF	7	7
888700-	TAXABLE RFS CP EXPENSES	7	7
888701-	TAXABLE RFS CP-AUF	7	7

Printed on a Xerox 9700 Laser Printing System at the Computing Services Center / Texas A&M University

Form: URGB01 (02/05/85)

Account	Name	Section	Page

****
* *
* BLANK PAGE *
* *
****

Printed on a Xerox 9700 Laser Printing System at the Computing Services Center / Texas A&M University

Form: URGB01 (02/05/85)

Name	Account	Section	Page
ADMINISTRATIVE OVERSIGHT ACCOUNT	271010-	4	3
ASSESSMENTS TO SYSTEM OFFICES	215645-	3	4
AUF - UNALLOCATED BALANCE	215001-	3	1
AUF HUMAN RESOURCES SERVICES	215540-	3	3
AUF-FAMIS SERVICES	215530-	3	3
AUF-FEDERAL RELATIONS	215570-	3	3
AUF-TREASURY SERVICES	215060-	3	1
AUTO INSURANCE	261300-	4	2
BASIC LIFE RESERVE	250090-	4	1
BOARD OF REGENTS EXPENSE	215020-00000	3	1
BOARD OFFICE OPERATIONS	215010-	3	1
BUDGETS & ACCOUNTING	271690-	4	5
BUILDING OPERATIONS - LOCAL	271180-	4	4
BUILDING OPERATIONS - TAMUS	215300-	3	3
BUSINESS AFFAIRS	215650-	3	4
BUSINESS AFFAIRS	271730-00000	4	6
BUSINESS COMPUTING SERVICES	215130-	3	2
CHANCELLOR'S OFFICE OPERATIONS-SMF	220580-	3	5
CHANCELLOR'S SALARY	271060-	4	3
CHIEF INFORMATION OFFICER	215580-	3	4
CIS CHARGES	215340-	3	3
DOCUMENT IMAGING SYSTEM	271220-	4	4
ENDANGERED SPECIES TASKFORCE-GR	109040-	2	1
ENTERPRISE SOFTWARE INITIATIVES	271200-	4	4
EXECUTIVE VICE CHANCELLOR & CFO	271070-	4	3
EXECUTIVE VICE CHANCELLOR & CFO-AUF	215700-	3	4
FACILITIES PLANNING & CONSTRUCTION	273001-00000	4	6
FAMIS SERVICES	271030-	4	3
FEDERAL RELATIONS	271160-	4	4
FLEXIBLE SPENDING ACCOUNT	250070-	4	1
GENERAL COUNSEL	215050-	3	1
GENERAL COUNSEL-SMF LOCAL	220520-	3	5
GIP - RETIREES	215230-	3	2
GIP - SAGO RETIREES	271600-	4	5
GROUP HEALTH/DENTAL ESR	250050-	4	1
HEALTH PLAN ADMINISTRATION	260500-	4	1
HUB & PROCUREMENT SERVICES	271740-	4	6
HUMAN RESOURCES ADMINISTRATION	271050-	4	3
IFFM PROJECT	215170-	3	2
INFORMATION SECURITY OFFICER	271995-	4	6
INST DEV - BOARD OF REGENTS	610020-00000	6	1
INST DEV - CHAN SPECIAL INITIATIVES	610220-00000	6	1
INST DEV - CHANCELLOR	610070-	6	1
INST DEV - REVENUE	610001-	6	1
INST DEV-BOR-REVENUE	610002-	6	1
INVESTMENT INCOME	279000-	3	5
LUMP SUM PAYMENT RESERVE	260100-	4	1
MALPRACTICE INSURANCE	261400-	4	2
MEDICARE PART D SUBSIDY	250110-	3	5
MERIT INCREASES - ASSESSMENTS	271990-	4	6
MERIT INCREASES - AUF	215220-	3	2

Printed on a Xerox 9700 Laser Printing System at the Computing Services Center / Texas A&M University

Form: URGB01 (02/05/85)

Name	Account	Section	Page
OFFICE OF ACADEMIC AFFAIRS	215070-00000	3	1
OPTIONAL/DEPENDENT LIFE RESERVE	250100-	4	1
PROCUREMENT SERVICES	215280-	3	2
PROPERTY INSURANCE	261200-	4	2
PUF BONDS, SERIES 1998	888270-	7	5
PUF BONDS, SERIES 2009AB-DEBT SERV	888274-	7	5
PUF BONDS, SERIES 2011	888275-	7	5
PUF BONDS, SERIES 2012	888276-	7	6
PUF BONDS, SERIES 2013	888277-	7	6
PUF BONDS, SERIES 2015A	888278-	7	6
PUF BONDS, SERIES 2017A	888282-	7	6
PUF BONDS, TAXABLE SERIES 2015B	888279-	7	6
PUF BONDS, TAXABLE SERIES 2017B	888283-	7	6
PUF CP DEBT SERVICE	888280-	7	6
PUF CP TAXABLE	888281-	7	6
RFS BONDS TAXABLE 2013C -LOCAL	885500-	7	2
RFS BONDS TAXABLE 2015C - HEF	885545-	7	2
RFS BONDS TAXABLE 2015C - SMF	885546-	7	3
RFS BONDS TAXABLE 2015D - LOCAL	885550-	7	3
RFS BONDS TAXABLE 2016AB - AUF	885561-	7	3
RFS BONDS TAXABLE 2016AB - HEF	885565-	7	3
RFS BONDS TAXABLE 2016AB - LOCAL	885560-	7	3
RFS BONDS TAXABLE 2016AB-TR (95790)	885564-	7	3
RFS BONDS TAXABLE 2016D-GR	885589-	7	4
RFS BONDS TAXABLE 2016D-LOCAL	885580-	7	3
RFS BONDS TAXABLE 2016D-TR(95790)	885584-	7	4
RFS BONDS TAXABLE 2017A - TR(95790)	885604-	7	4
RFS BONDS TAXABLE 2017B-LOCAL	885610-	7	4
RFS BONDS TAXABLE 2017B-TR (95790)	885614-	7	4
RFS BONDS TAXABLE 2017D - AUF	885631-	7	5
RFS BONDS TAXABLE 2017D - LOCAL	885630-	7	5
RFS BONDS 2009 - GR	885359-	7	1
RFS BONDS 2009 - HEF	885355-	7	1
RFS BONDS 2009 - LOCAL	885350-	7	1
RFS BONDS 2009 - TR (95790)	885354-	7	1
RFS BONDS 2010 - HEF	885375-	7	1
RFS BONDS 2010 - LOCAL	885370-	7	1
RFS BONDS 2010 - TR (95790)	885374-	7	1
RFS BONDS 2011 - LOCAL	885380-	7	1
RFS BONDS 2011 - SMF	885386-	7	1
RFS BONDS 2013 - LOCAL	885390-	7	2
RFS BONDS 2013 - SMF	885396-	7	2
RFS BONDS 2013 - TR APPN (95790)	885394-	7	2
RFS BONDS 2013D - LOCAL	885510-	7	2
RFS BONDS 2015AB - HEF	885535-	7	2
RFS BONDS 2015AB - LOCAL	885530-	7	2
RFS BONDS 2015AB - TR (95790)	885534-	7	2
RFS BONDS 2015C - LOCAL	885540-	7	2
RFS BONDS 2016C-GR	885579-	7	3
RFS BONDS 2016C-LOCAL	885570-	7	3
RFS BONDS 2016C-TR(95790)	885574-	7	3

Printed on a Xerox 9700 Laser Printing System at the Computing Services Center / Texas A&M University

Form: URGB01 (02/05/85)

Name	Account	Section	Page
RFS BONDS 2016E-HEF	885595-	7	4
RFS BONDS 2016E-LOCAL	885590-	7	4
RFS BONDS 2016E-TR(95790)	885594-	7	4
RFS BONDS 2017C - HEF	885625-	7	5
RFS BONDS 2017C - LOCAL	885620-	7	4
RFS BONDS 2017C - TR (95790)	885624-	7	4
RFS BONDS 2017E - GR	885649-	7	5
RFS BONDS 2017E - HEF	885645-	7	5
RFS BONDS 2017E - LOCAL	885640-	7	5
RFS BONDS 2017E - SMF	885646-	7	5
RFS COMMERCIAL PAPER - HEF	888505-	7	7
RFS COMMERCIAL PAPER EXP	888500-	7	6
RFS CP EXPENSE - AUF	888501-00000	7	6
RFS NOTE-2007 TIPS PROJECT-LOCAL	885360-	7	1
RMS ADMINISTRATION	261030-	4	2
SAGO POSTAL SERVICES	270040-	4	2
SAGO SERVICES - REVENUES	271001-00000	4	2
SCHOLARSHIP SUPPORT	109004-	2	1
SERVICES - BOARD OF REGENTS	271400-00000	4	5
SERVICES - STATE RELATIONS	271470-	4	5
SERVICES - SYS OFCE OF MRKTG & COMM	271560-	4	5
SERVICES-INFORMATION TECHNOLOGY	271260-	4	4
SMF - UNALLOCATED BALANCE	220500-	3	4
SPECIAL MINERAL FUND 0096 - CCP	220001-	3	4
STAFF COUNCIL OPERATIONS	202400-	3	1
STATE RELATIONS	215100-	3	2
SVCS - ACADEMIC AFFAIRS	271440-	4	5
SVCS - CHANC STUDENT ADISORY BOARD	271510-	4	5
SVCS-RESEARCH OFFICE	271270-	4	4
SYSTEM AIRCRAFT	270010-	4	2
SYSTEM ETHICS & COMPL OFF - ASSESS	271300-00000	4	4
SYSTEM ETHICS & COMPL OFF SMF-LOCAL	220540-00000	3	5
SYSTEM INITIATIVES - LOCAL	272010-00000	4	6
SYSTEM INTERNAL AUDIT	271100-	4	3
SYSTEM OFFICE OF MARKETING & COMMUN	215090-	3	2
SYSTEM-WIDE VALUE ADDED PROGRAMS	250150-	4	1
TAMU INFRASTRUCTURE ASSESSMENT	215460-	3	3
TAMUS - SELF INSURED HEALTH/DENTAL	260040-00000	4	1
TAMUS AVAILABLE UNIVERSITY FUND	210010-	3	1
TAXABLE RFS CP EXPENSES	888700-	7	7
TAXABLE RFS CP-AUF	888701-	7	7
TREASURY SERVICES	271080-00000	4	3
TTVN CHARGES	215350-	3	3
VICE CHANCELLOR FOR RESEARCH	215615-	3	4
WORKER'S COMPENSATION INSURANCE	261010-	4	1

Printed on a Xerox 9700 Laser Printing System at the Computing Services Center / Texas A&M University

Form: URGB01 (02/05/85)

Name	Account	Section	Page

****
* *
* BLANK PAGE *
* *
****

Printed on a Xerox 9700 Laser Printing System at the Computing Services Center / Texas A&M University