

LEGISLATIVE APPROPRIATIONS REQUEST
For Fiscal Years 2014 and 2015

*Submitted to the
Governor's Office of Budget, Planning and Policy
and the Legislative Budget Board*

by

The Texas A&M University System Offices



October 16, 2012

Agency Name:

Texas A&M University System Office

This is to certify that the information contained in the agency Legislative Appropriations Request filed with the Legislative Budget Board (LBB) and the Governor's Office of Budget, Planning and Policy (GOBPP) is accurate to the best of my knowledge and that the electronic submission to the LBB via the Automated Budget and Evaluation System of Texas (ABEST) and the PDF file submitted via the LBB Document Submission application are identical.

Additionally, should it become likely at any time that unexpended balances will accrue for any account, the LBB and the GOBPP will be notified in writing in accordance with Article IX, Section 7.01 (2012-13 GAA).

Chief Executive Office or Presiding Judge



Signature

John Sharp
Printed Name

Chancellor
Title

7-25-12
Date

Board or Commission Chair

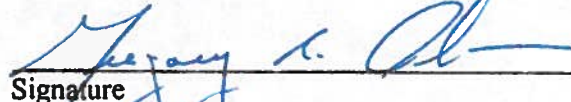

Signature

Richard A. Box
Printed Name

Chairman
Title

8-16-12
Date

Chief Financial Officer


Signature

Gregory R. Anderson
Printed Name

Chief Financial Officer and Treasurer
Title

July 24, 2012
Date

Table of Contents

	<u>Page</u>	
Administrators Statement	1	For the Schedules identified below, Texas A&M University System
Organizational Chart	5	either has no informatio to report or the schedule is not applicable.
Summary of Request		These schedules have been excluded from the Texas A&M University
2A.Summary of Base Request by Strategy	6	System legislative aproprations for the 2014-2015 biennium.
2B. Summary of Base Request by Method of Finance	8	
2C. Summary of Base Request by Object of Expense	11	2C.1. Operating Cost detail-Base Request
2F. Summary of Total Request by Strategy	12	2.D. Summary of Base Request Objective Outcomes
General Revenue & Greneral Revenue Dedicated Baseline Report	14	2.E. Summary Base Exception
Strategy Requests		2.G. Summary of Total Request Objective Outcomes
3A. Strategy Request - System Office Operations	15	3C. Rider Appropriations and Unexpended Balances Request
3B. Rider revisions and Additions Request	23	4.A.-C Exceptional Items Request Schedules
Supporting Schedules		5.A-E. Capital Budget Project Schedules
Historically Underutilized Business Supporting Schedule	28	6.C. Fedeeral funds Supporting Schedule
System Office Estimated Funds Outside the GAA	30	6.D. Federal funds Tracking Schedule
Schedule 6.I 10 Precent Biennial Base Reduction Options	31	Schedule 6.E. - Estimated Revenue Collections Supporting Schedule
Schedule 6.J Budgetary impacts Related to Federal	32	Schedule 6.F.a. - Advisory Committee Supporting Schedule Part A
Health Care Reform Schedule - Part A		Schedule 6.F.b. - Advisory Committee Supporting Schedule Part B
Schedule 6.J Budgetary impacts Related to Federal	35	Schedule 7.A. - Indirect Administrative and Support Costs
Health Care Reform Schedule - Part B		Schedule 7.B. - Direct Administrative and Support Costs
Higher Education Schedules		Schedule 1A - Other Educational and General Income
Schedule 2 - Grand Total Educational, General and Other Funds	36	Schedule 3A - Staff Group Insurance Data Element (ERS)
Schedule 3B - Staff Group Insurance Data Elements (UT/A&M)	38	Schedule 3D Grooup Insurance Data lement (Supplement)
Schedule 4 - Computation of OASI	41	Schedule 8A Tutition Revenue Bond Projects
Schedule 5 - Calculation of Retirement Proportionality and ORP Differential	42	Schedule 9 Special Item Information
Schedule 6 - Capital Funding	43	Schedule 10A - Reconciliation of Formula Strategies to
Schedule 7 - Personnel	45	NACUBO Functions of Cost
Schedule 8B - Tuition Revenue Bond Issuance History	48	Schedule 10B - Object of Expense Detail for Formula
Schedule 8C - Revenue Capacity for Tuition Revenue Bond Projects	62	Strategies and NACUBO Functions of Cost

Administrator's Statement

8/21/2012 12:50:42PM

83rd Regular Session, Agency Submission, Version 1
Automated Budget and Evaluation System of Texas (ABEST)

710 Texas A&M University System Administrative and General Offices

The Texas A&M University System is one of the largest systems of higher education in the nation, with a statewide network of 12 universities, seven state agencies and a comprehensive health science center. A&M System members educate nearly 123,000 students and reach another 22 million people through service and outreach programs each year. With more than 28,000 faculty and staff, the A&M System has a physical presence in 250 of the state's 254 counties and a programmatic presence in every one. In 2011, externally funded research expenditures exceeded \$780 million to help drive the state's economy.

Each of the members of the A&M System has its own mission, history and goals. Together, they strive to provide educational programs, outreach and community enhancement services as well as research that will improve the lives of people in Texas and beyond.

- More than one in five students in a public university in Texas is enrolled in an A&M System Institution.
- A&M System students received about \$247 million in scholarships and grants annually.
- The A&M System awarded 26,112 degrees in FY 2011.
- The A&M System's faculty include recipients of the Nobel Prize, National Medal of science, Pulitzer Prize, World Food Prize and Wolf Prize, as well as Members in the National Academy of Sciences and the National Academy of Engineering.

Role of the System Offices

The System Offices provide strategic leadership, performance, accountability and compliance assessment, and centralized support services to member institutions. The A&M System recognizes that its member institutions and System Offices are accountable for meeting and exceeding expectations set forth by the Governor, the Legislature, and the Board of Regents.

In operational terms, the members' first duty in these challenging times is to fulfill their core responsibilities by providing students with a high-quality, affordable education, by conducting basic, applied and commercializable research and by providing services that improve the daily lives of Texans. The System fulfills its statutory and constitutional fiduciary responsibilities by encouraging coordination, collaboration and cost-sharing among its members and by constantly searching for ways to improve efficiencies and reduce administrative costs by consolidating expertise and taking advantage of economies of scale. In short, the System Offices are responsible for finding ways to help System members fulfill their missions with greater efficiency, effectiveness and innovation. Over the last several months, the A&M System has implemented several initiatives in an effort to improve system-wide operations.

Beginning September 1, 2012, the A&M System renegotiated the contract for pharmacy benefits management which will result in savings of \$6.5 million in the first year due to improved contract terms. Additionally, the group health insurance program was rebid, and the new contract will result in a savings of \$1.7 million annually. The A&M System will consolidate its group health insurance offerings into a single A&M Care Plan to avoid issues such as selection bias which can occur when multiple plans are offered. Employees will see a decrease in their monthly premiums ranging from 20 to 42 percent.

In July 2012, the A&M System released the recommendations of a management review of the System Offices in an effort to improve efficiency and effectiveness by identifying changes to business practices, organizational structures, staffing, and expenditures. The report identified a number of areas in which TAMUS can eliminate redundant positions, improve customer service, cut costs and increase efficiency. Many of the recommendations have already been implemented while others are in progress. Implementation of the over 50 recommendations could result in the net reduction of 161 positions and annual savings of approximately \$19.4 million systemwide.

After several years of study and planning, TAMUS began implementing plans for a new Office of Sponsored Research Services (OSRS) in fiscal 2012. OSRS is fully

Administrator's Statement

8/21/2012 12:50:42PM

83rd Regular Session, Agency Submission, Version 1
Automated Budget and Evaluation System of Texas (ABEST)

710 Texas A&M University System Administrative and General Offices

funded by assessments on System members based on their sponsored research activity. The creation of the OSRS added about 125 positions to the System Offices in fiscal 2012. Despite the fact that its establishment increased administrative costs for the System Offices, the new office allowed TAMUS to reduce its system-wide administrative costs; the savings are estimated to be \$9 million per year system-wide. As part of the management review recommendations, the System Offices established a new state agency code for the OSRS to provide greater accountability and to ensure that that it achieves its targets for improved efficiency.

In June 2012, the A&M System was awarded a contract to develop one of three U.S. Department of Health and Human Services Centers for Innovation in Advanced Development and Manufacturing. The \$285.6 million contract includes an initial investment of \$176.6 million from the federal government and a commitment of \$40 million from the State of Texas. The Center will utilize rapid and flexible approaches to: (1) develop and manufacture vaccines to protect against pandemic influenza; (2) provide therapies in the event of chemical, biological, radiological, and nuclear threats; (3) perform advanced development, accelerating vaccines and other biosecurity products through pre-clinical and clinical development, leading to licensure; and, (4) train the next generation of professionals in areas required to sustain this national capability, including process engineering, pharmaceutical manufacturing, veterinary sciences, quality, and regulatory affairs.

The total impact of all the above actions results in a leaner more efficient System Office. The overall System Offices operating budget decreased by 9.1 percent between fiscal year 2012 and fiscal year 2013 and the net decrease in FTE positions was 22.5 FTEs. If the additional positions associated with the Center for Innovation in Advanced Development and Manufacturing (CIACM) are excluded, the decrease in System Offices FTEs was 34.6. Despite these reductions, the System Offices continues to provide the same level of leadership and service to our member institutions and agencies.

Texas A&M University System-wide Funding Issues and Needs

Base Funding – Our highest priority is funding the basic, on-going operations of our institutions and agencies. Given current economic conditions, we request that the Legislature maintain our institutions' and agencies' base funding and put any new funds into the formulas to fund the costs of providing education and support for the additional students enrolled since the last base period, and to fund the facilities costs of our institutions and agencies.

Incentive Funding – We support increased accountability and performance incentives through outcomes-based funding; however, base funding, including enrollment growth through the current formulas, should be funded first.

Higher Education Group Health Insurance – We request funding to cover any increases in employees and retirees enrolled in our group health insurance program and increases in health care costs. Additionally, we request funding to restore some increment of the differential funding level for our employees as compared to the state employees in the ERS group insurance plan.

Student Financial Aid – Increased support for student financial aid is vitally important for our students and families. However, since it is a method of paying for tuition and fees and does not increase much needed funding for the universities, we request any increase in financial aid not be made at the expense of formula funding.

Student Success – Student success in higher education is essential to the economic and social well-being of Texas. Research has identified the practices that will help students -- especially those who are first generation, arrive underprepared or have financial challenges -- stay motivated and succeed in higher education. The Texas A&M System institutions have many successful student success programs in place using many of these best practices; however, we need to do more to help more students succeed. Throughout the System we are requesting funding for enhancing our existing programs and expanding our efforts in helping Texas students to complete their undergraduate education. The requested programs are designed to increase student retention each year and improve graduation rates of undergraduate students. If Texas is to close the gaps in educational attainment, then the institutions must provide the support and attention students need to succeed.

Administrator's Statement

8/21/2012 12:50:42PM

83rd Regular Session, Agency Submission, Version 1
Automated Budget and Evaluation System of Texas (ABEST)

710 Texas A&M University System Administrative and General Offices**Other Matters:**

Background Checks: As authorized by state law (Education Code and Government Code) and federal law (Fair Credit Reporting Act), The Texas A&M University System conducts pre-employment criminal history background checks on all finalists for System Office positions. Current System Office employees are also subject to periodic criminal history background checks. Prospective and current employees have the opportunity, in accordance with applicable law, to request, receive, review, and correct information collected as a result of these criminal history background checks.

10 Percent Reduction: The System Offices applied the 10 percent reduction in Schedule 6 across our strategies in 5 percent increments. These measures, if implemented, would result in a reduction in operational costs and funding for scholarships for students.

Rider Revisions: The rider revisions and additions requested in Schedule 3.B. are submitted on behalf of, and with the support of, each member of the A&M System. In addition, we believe there is a consensus among the other Texas public systems and institutions of higher education in support of the requested revisions. The revisions, each of which includes an explanation, serve the general purposes of clarifying legislative intent, eliminating unnecessary or redundant requirements, or aligning the rider with relevant statutes.

Federal Healthcare Reform: The A&M System estimated costs associated with healthcare reform legislation in FY14 & 15 for the following:

1. Provision of health coverage for dependents up to age 26 – Additional employer contributions required plus trended claims costs
2. Provision of preventive services with no cost sharing – BCBS actuaries estimated initial year, adjusted for enrollment and trend for future years
3. Patient-Centered Outcomes Research Institute Fee – \$2.00 per year per participant
4. Restrictions on over-the-counter items for healthcare Flexible Spending Accounts – Current FSA annual election amounts less reduction for \$2,500 cap times 8% reduction for over-the-counter items times 7.65% FICA savings reduction
5. Restriction on healthcare Flexible Spending Account annual election amount of \$2,500 – FICA savings reduction for those who historically had an annual election greater than the \$2,500 cap

Board of Regents

Richard A. Box, Chair, Austin, 2013

Phil Adams, Vice Chair, Bryan/College Station, 2015

Morris E. Foster, Austin, 2013

Elaine Mendoza, San Antonio, 2017

Judy Morgan, Texarkana, 2017

Jim Schwertner, Austin, 2015

Cliff Thomas, Victoria, 2017

John D. White, Houston, 2015

James P. Wilson, Sugarland, 2013


Administrator's Statement

8/21/2012 12:50:42PM

83rd Regular Session, Agency Submission, Version 1
Automated Budget and Evaluation System of Texas (ABEST)

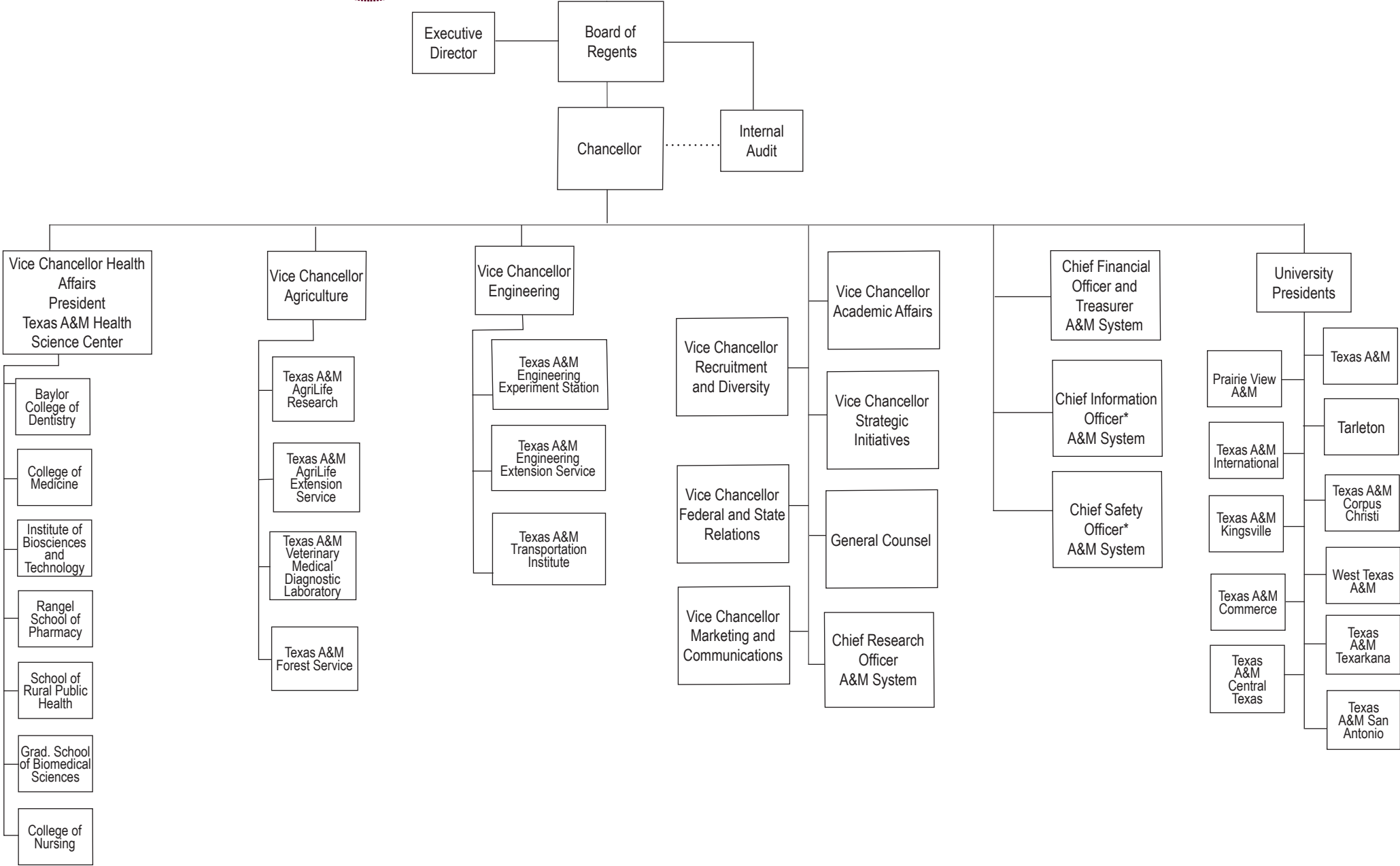
710 Texas A&M University System Administrative and General Offices

Quinten Womack, Student Regent, Mission, 2013



The Texas A&M University System

ORGANIZATIONAL CHART



* Dual reporting to the A&M System and Texas A&M University.

710 Texas A&M University System Administrative and General Offices

Goal / Objective / STRATEGY	Exp 2011	Est 2012	Bud 2013	Req 2014	Req 2015
<u>1</u> Provide Instructional and Operations Support					
<u>1</u> <i>Provide Instructional and Operations Support</i>					
11 SYSTEM OFFICE OPERATIONS	6,103,625	1,381,348	1,381,348	1,381,348	1,381,348
TOTAL, GOAL 1	\$6,103,625	\$1,381,348	\$1,381,348	\$1,381,348	\$1,381,348
<u>2</u> Provide Infrastructure Support					
<u>1</u> <i>Provide Operation and Maintenance of E&G Space</i>					
2 TUITION REVENUE BOND RETIREMENT	5,666,996	0	0	0	0
TOTAL, GOAL 2	\$5,666,996	\$0	\$0	\$0	\$0
<u>3</u> Provide Special Item Support					
<u>1</u> <i>Instructional Support Special Item Support</i>					
1 SCHOLARSHIPS	12,000	777,711	777,711	777,711	777,711
<u>3</u> <i>Public Service Special Item Support</i>					
1 TASK FORCE	0	91,875	91,875	91,875	91,875

710 Texas A&M University System Administrative and General Offices

Goal / Objective / STRATEGY	Exp 2011	Est 2012	Bud 2013	Req 2014	Req 2015
TOTAL, GOAL 3	\$12,000	\$869,586	\$869,586	\$869,586	\$869,586
TOTAL, AGENCY STRATEGY REQUEST	\$11,782,621	\$2,250,934	\$2,250,934	\$2,250,934	\$2,250,934
TOTAL, AGENCY RIDER APPROPRIATIONS REQUEST*				\$0	\$0
GRAND TOTAL, AGENCY REQUEST	\$11,782,621	\$2,250,934	\$2,250,934	\$2,250,934	\$2,250,934
<u>METHOD OF FINANCING:</u>					
General Revenue Funds:					
1 General Revenue Fund	6,963,177	2,236,934	2,236,934	2,236,934	2,236,934
SUBTOTAL	\$6,963,177	\$2,236,934	\$2,236,934	\$2,236,934	\$2,236,934
General Revenue Dedicated Funds:					
96 Tx A&M Univ Sp Min Inc Ac	4,807,444	0	0	0	0
5130 Tx State Rifle Association Plates	12,000	14,000	14,000	14,000	14,000
SUBTOTAL	\$4,819,444	\$14,000	\$14,000	\$14,000	\$14,000
TOTAL, METHOD OF FINANCING	\$11,782,621	\$2,250,934	\$2,250,934	\$2,250,934	\$2,250,934

*Rider appropriations for the historical years are included in the strategy amounts.

2.B. Summary of Base Request by Method of Finance

8/21/2012 12:50:43PM

83rd Regular Session, Agency Submission, Version 1

Automated Budget and Evaluation System of Texas (ABEST)

Agency code: 710		Agency name: Texas A&M University System Administrative and General Offices				
METHOD OF FINANCING		Exp 2011	Est 2012	Bud 2013	Req 2014	Req 2015
<u>GENERAL REVENUE</u>						
<u>1</u>	General Revenue Fund					
	<i>REGULAR APPROPRIATIONS</i>					
	Regular Appropriations from MOF Table (2012-13 GAA)					
		\$0	\$2,236,934	\$2,236,934	\$2,236,934	\$2,236,934
	Regular Appropriations from MOF Table (2010-11 GAA)					
		\$7,666,996	\$0	\$0	\$0	\$0
	<i>SUPPLEMENTAL, SPECIAL OR EMERGENCY APPROPRIATIONS</i>					
	Five Percent Reduction (2010-11 GAA)					
		\$(703,819)	\$0	\$0	\$0	\$0
	Comments: 5 percent reduction (2010-2011 GAA)					
TOTAL,	General Revenue Fund	\$6,963,177	\$2,236,934	\$2,236,934	\$2,236,934	\$2,236,934
TOTAL, ALL	GENERAL REVENUE	\$6,963,177	\$2,236,934	\$2,236,934	\$2,236,934	\$2,236,934

GENERAL REVENUE FUND - DEDICATED**96** GR Dedicated - Texas A&M University Mineral Income Account No. 096*REGULAR APPROPRIATIONS*

2.B. Summary of Base Request by Method of Finance

8/21/2012 12:50:43PM

83rd Regular Session, Agency Submission, Version 1

Automated Budget and Evaluation System of Texas (ABEST)

Agency code: 710		Agency name: Texas A&M University System Administrative and General Offices			
METHOD OF FINANCING	Exp 2011	Est 2012	Bud 2013	Req 2014	Req 2015
<u>GENERAL REVENUE FUND - DEDICATED</u>					
Regular Appropriations from MOF Table (2010-11 GAA)					
	\$4,807,444	\$0	\$0	\$0	\$0
TOTAL, GR Dedicated - Texas A&M University Mineral Income Account No. 096	\$4,807,444	\$0	\$0	\$0	\$0
<u>5130 GR Dedicated - Texas State Rifle Association License Plates No. 5130</u>					
<i>REGULAR APPROPRIATIONS</i>					
Regular Appropriations from MOF Table (2012-2013 GAA)					
	\$0	\$14,000	\$14,000	\$14,000	\$14,000
<i>LAPSED APPROPRIATIONS</i>					
Regular Appropriations from MOF Table (2010-2011 GAA)					
	\$12,000	\$0	\$0	\$0	\$0
Comments: No cash was received in this collected budget, so the budget was lapsed.					
TOTAL, GR Dedicated - Texas State Rifle Association License Plates No. 5130	\$12,000	\$14,000	\$14,000	\$14,000	\$14,000
TOTAL, ALL GENERAL REVENUE FUND - DEDICATED	\$4,819,444	\$14,000	\$14,000	\$14,000	\$14,000
TOTAL, GR & GR-DEDICATED FUNDS	\$11,782,621	\$2,250,934	\$2,250,934	\$2,250,934	\$2,250,934

2.B. Summary of Base Request by Method of Finance

8/21/2012 12:50:43PM

83rd Regular Session, Agency Submission, Version 1

Automated Budget and Evaluation System of Texas (ABEST)

Agency code: 710	Agency name: Texas A&M University System Administrative and General Offices				
METHOD OF FINANCING	Exp 2011	Est 2012	Bud 2013	Req 2014	Req 2015
GRAND TOTAL	\$11,782,621	\$2,250,934	\$2,250,934	\$2,250,934	\$2,250,934
FULL-TIME-EQUIVALENT POSITIONS					
REGULAR APPROPRIATIONS					
Regular Appropriations from MOF Table (2012-2013 GAA)	0.0	171.1	171.1	126.6	126.6
Regular Appropriations from MOF Table (2010-11 GAA)	171.1	0.0	0.0	0.0	0.0
TOTAL, ADJUSTED FTES	171.1	171.1	171.1	126.6	126.6
NUMBER OF 100% FEDERALLY FUNDED FTEs					
	0.0	0.0	0.0	0.0	0.0

2.C. Summary of Base Request by Object of Expense

8/21/2012 12:50:43PM

83rd Regular Session, Agency Submission, Version 1
Automated Budget and Evaluation System of Texas (ABEST)**710 Texas A&M University System Administrative and General Offices**

OBJECT OF EXPENSE	Exp 2011	Est 2012	Bud 2013	BL 2014	BL 2015
1001 SALARIES AND WAGES	\$1,527,084	\$1,200,000	\$1,200,000	\$1,200,000	\$1,200,000
1002 OTHER PERSONNEL COSTS	\$1,751,421	\$96,413	\$96,413	\$96,413	\$96,413
1005 FACULTY SALARIES	\$200,000	\$0	\$0	\$0	\$0
1010 PROFESSIONAL SALARIES	\$969,849	\$0	\$0	\$0	\$0
2002 FUELS AND LUBRICANTS	\$1,949	\$979	\$979	\$979	\$979
2003 CONSUMABLE SUPPLIES	\$97,221	\$7,988	\$7,988	\$7,988	\$7,988
2004 UTILITIES	\$196,183	\$12,624	\$12,624	\$12,624	\$12,624
2005 TRAVEL	\$58,129	\$5,936	\$5,936	\$5,936	\$5,936
2006 RENT - BUILDING	\$7,209	\$1,339	\$1,339	\$1,339	\$1,339
2007 RENT - MACHINE AND OTHER	\$59,940	\$10,520	\$10,520	\$10,520	\$10,520
2008 DEBT SERVICE	\$5,666,996	\$0	\$0	\$0	\$0
2009 OTHER OPERATING EXPENSE	\$1,233,861	\$45,549	\$45,549	\$45,549	\$45,549
3001 CLIENT SERVICES	\$12,000	\$869,586	\$869,586	\$869,586	\$869,586
5000 CAPITAL EXPENDITURES	\$779	\$0	\$0	\$0	\$0
OOE Total (Excluding Riders)	\$11,782,621	\$2,250,934	\$2,250,934	\$2,250,934	\$2,250,934
OOE Total (Riders)					
Grand Total	\$11,782,621	\$2,250,934	\$2,250,934	\$2,250,934	\$2,250,934

2.F. Summary of Total Request by Strategy
83rd Regular Session, Agency Submission, Version 1
Automated Budget and Evaluation System of Texas (ABEST)

DATE : 8/21/2012

TIME : 12:50:43PM

Agency code: 710	Agency name: Texas A&M University System Administrative and General Offices					
Goal/Objective/STRATEGY	Base 2014	Base 2015	Exceptional 2014	Exceptional 2015	Total Request 2014	Total Request 2015
1 Provide Instructional and Operations Support						
1 Provide Instructional and Operations Support						
11 SYSTEM OFFICE OPERATIONS	\$1,381,348	\$1,381,348	\$0	\$0	\$1,381,348	\$1,381,348
TOTAL, GOAL 1	\$1,381,348	\$1,381,348	\$0	\$0	\$1,381,348	\$1,381,348
2 Provide Infrastructure Support						
1 Provide Operation and Maintenance of E&G Space						
2 TUITION REVENUE BOND RETIREMENT	0	0	0	0	0	0
TOTAL, GOAL 2	\$0	\$0	\$0	\$0	\$0	\$0
3 Provide Special Item Support						
1 Instructional Support Special Item Support						
1 SCHOLARSHIPS	777,711	777,711	0	0	777,711	777,711
3 Public Service Special Item Support						
1 TASK FORCE	91,875	91,875	0	0	91,875	91,875
TOTAL, GOAL 3	\$869,586	\$869,586	\$0	\$0	\$869,586	\$869,586
TOTAL, AGENCY STRATEGY REQUEST	\$2,250,934	\$2,250,934	\$0	\$0	\$2,250,934	\$2,250,934
TOTAL, AGENCY RIDER APPROPRIATIONS REQUEST						
GRAND TOTAL, AGENCY REQUEST	\$2,250,934	\$2,250,934	\$0	\$0	\$2,250,934	\$2,250,934

2.F. Summary of Total Request by Strategy
83rd Regular Session, Agency Submission, Version 1
Automated Budget and Evaluation System of Texas (ABEST)

DATE : 8/21/2012

TIME : 12:50:43PM

Agency code: 710		Agency name: Texas A&M University System Administrative and General Offices				
Goal/Objective/STRATEGY	Base 2014	Base 2015	Exceptional 2014	Exceptional 2015	Total Request 2014	Total Request 2015
General Revenue Funds:						
1 General Revenue Fund	\$2,236,934	\$2,236,934	\$0	\$0	\$2,236,934	\$2,236,934
	\$2,236,934	\$2,236,934	\$0	\$0	\$2,236,934	\$2,236,934
General Revenue Dedicated Funds:						
96 Tx A&M Univ Sp Min Inc Ac	0	0	0	0	0	0
5130 Tx State Rifle Association Plates	14,000	14,000	0	0	14,000	14,000
	\$14,000	\$14,000	\$0	\$0	\$14,000	\$14,000
TOTAL, METHOD OF FINANCING	\$2,250,934	\$2,250,934	\$0	\$0	\$2,250,934	\$2,250,934
FULL TIME EQUIVALENT POSITIONS	126.6	126.6	0.0	0.0	126.6	126.6

General Revenue (GR) & General Revenue Dedicated (GR-D) Baseline

DATE: 8/21/2012

83rd Regular Session, Agency Submission, Version 1
Automated Budget and Evaluation System of Texas (ABEST)

TIME: 12:50:44PM

Agency code: Agency name: **Texas A&M University System Administrative and General Offices****GR Baseline Request Limit = \$4,473,868****GR-D Baseline Request Limit = \$28,000****Strategy/Strategy Option/Rider****2014 Funds****2015 Funds****Biennial
Cumulative GR****Biennial
Cumulative Ded****Page #**

FTEs	Total	GR	Ded	FTEs	Total	GR	Ded			
<hr/>										
Strategy: 1 - 1 - 11	System Office Operations									
126.6	1,381,348	1,381,348	0	126.6	1,381,348	1,381,348	0	2,762,696	0	_____
<hr/>										
Strategy: 3 - 1 - 1	Scholarships									
0.0	777,711	763,711	14,000	0.0	777,711	763,711	14,000	4,290,118	28,000	_____
<hr/>										
Strategy: 3 - 3 - 1	Task Force									
0.0	91,875	91,875	0	0.0	91,875	91,875	0	4,473,868	28,000	_____
<hr/>										
126.6	\$2,250,934	\$2,236,934	\$14,000	126.6	\$2,250,934	\$2,236,934	14,000			

83rd Regular Session, Agency Submission, Version 1
Automated Budget and Evaluation System of Texas (ABEST)

710 Texas A&M University System Administrative and General Offices

GOAL: 1 Provide Instructional and Operations Support
OBJECTIVE: 1 Provide Instructional and Operations Support
STRATEGY: 11 System Office Operations

Statewide Goal/Benchmark: 2 0
Service Categories:
Service: 19 Income: A.2 Age: B.3

CODE	DESCRIPTION	Exp 2011	Est 2012	Bud 2013	BL 2014	BL 2015
Objects of Expense:						
1001	SALARIES AND WAGES	\$1,527,084	\$1,200,000	\$1,200,000	\$1,200,000	\$1,200,000
1002	OTHER PERSONNEL COSTS	\$1,751,421	\$96,413	\$96,413	\$96,413	\$96,413
1005	FACULTY SALARIES	\$200,000	\$0	\$0	\$0	\$0
1010	PROFESSIONAL SALARIES	\$969,849	\$0	\$0	\$0	\$0
2002	FUELS AND LUBRICANTS	\$1,949	\$979	\$979	\$979	\$979
2003	CONSUMABLE SUPPLIES	\$97,221	\$7,988	\$7,988	\$7,988	\$7,988
2004	UTILITIES	\$196,183	\$12,624	\$12,624	\$12,624	\$12,624
2005	TRAVEL	\$58,129	\$5,936	\$5,936	\$5,936	\$5,936
2006	RENT - BUILDING	\$7,209	\$1,339	\$1,339	\$1,339	\$1,339
2007	RENT - MACHINE AND OTHER	\$59,940	\$10,520	\$10,520	\$10,520	\$10,520
2009	OTHER OPERATING EXPENSE	\$1,233,861	\$45,549	\$45,549	\$45,549	\$45,549
3001	CLIENT SERVICES	\$0	\$0	\$0	\$0	\$0
5000	CAPITAL EXPENDITURES	\$779	\$0	\$0	\$0	\$0
TOTAL, OBJECT OF EXPENSE		\$6,103,625	\$1,381,348	\$1,381,348	\$1,381,348	\$1,381,348
Method of Financing:						
1	General Revenue Fund	\$1,296,181	\$1,381,348	\$1,381,348	\$1,381,348	\$1,381,348

83rd Regular Session, Agency Submission, Version 1
Automated Budget and Evaluation System of Texas (ABEST)

710 Texas A&M University System Administrative and General Offices

GOAL: 1 Provide Instructional and Operations Support
OBJECTIVE: 1 Provide Instructional and Operations Support
STRATEGY: 11 System Office Operations

Statewide Goal/Benchmark: 2 0
Service Categories:
Service: 19 Income: A.2 Age: B.3

CODE	DESCRIPTION	Exp 2011	Est 2012	Bud 2013	BL 2014	BL 2015
SUBTOTAL, MOF (GENERAL REVENUE FUNDS)		\$1,296,181	\$1,381,348	\$1,381,348	\$1,381,348	\$1,381,348
Method of Financing:						
96	Tx A&M Univ Sp Min Inc Ac	\$4,807,444	\$0	\$0	\$0	\$0
SUBTOTAL, MOF (GENERAL REVENUE FUNDS - DEDICATED)		\$4,807,444	\$0	\$0	\$0	\$0
TOTAL, METHOD OF FINANCE (INCLUDING RIDERS)					\$1,381,348	\$1,381,348
TOTAL, METHOD OF FINANCE (EXCLUDING RIDERS)		\$6,103,625	\$1,381,348	\$1,381,348	\$1,381,348	\$1,381,348
FULL TIME EQUIVALENT POSITIONS:		171.1	171.1	171.1	126.6	126.6

STRATEGY DESCRIPTION AND JUSTIFICATION:

To provide funding to support the operations of The Texas A&M University System Administrative and General Offices under the direction of the Chancellor and responsible to the Board of Regents. Provide leadership and support services to the System Universities and Agencies which are consistent with its fiduciary responsibilities which provide additional value through intra-system coordination and planning which improve efficiencies and reduce economies of scale.

EXTERNAL/INTERNAL FACTORS IMPACTING STRATEGY:

710 Texas A&M University System Administrative and General Offices

GOAL:	1	Provide Instructional and Operations Support	Statewide Goal/Benchmark:	2	0
OBJECTIVE:	1	Provide Instructional and Operations Support	Service Categories:		
STRATEGY:	11	System Office Operations	Service: 19	Income: A.2	Age: B.3

CODE	DESCRIPTION	Exp 2011	Est 2012	Bud 2013	BL 2014	BL 2015
------	-------------	----------	----------	----------	---------	---------

External:

1. Changing demographics
2. Shifting economic base
3. International competitiveness
4. Environmental concerns
5. Quality and accessibility of education
6. Shifts in approach to higher education

Internal:

1. Demand on infrastructure
2. Inter-institutional relationships
3. Statewide preference
4. Minority students and faculty
5. Faculty performance

83rd Regular Session, Agency Submission, Version 1
Automated Budget and Evaluation System of Texas (ABEST)

710 Texas A&M University System Administrative and General Offices

GOAL: 2 Provide Infrastructure Support Statewide Goal/Benchmark: 2 0
 OBJECTIVE: 1 Provide Operation and Maintenance of E&G Space Service Categories:
 STRATEGY: 2 Tuition Revenue Bond Retirement Service: 19 Income: A.2 Age: B.3

CODE	DESCRIPTION	Exp 2011	Est 2012	Bud 2013	BL 2014	BL 2015
Objects of Expense:						
2008	DEBT SERVICE	\$5,666,996	\$0	\$0	\$0	\$0
TOTAL, OBJECT OF EXPENSE		\$5,666,996	\$0	\$0	\$0	\$0
Method of Financing:						
1	General Revenue Fund	\$5,666,996	\$0	\$0	\$0	\$0
SUBTOTAL, MOF (GENERAL REVENUE FUNDS)		\$5,666,996	\$0	\$0	\$0	\$0
TOTAL, METHOD OF FINANCE (INCLUDING RIDERS)					\$0	\$0
TOTAL, METHOD OF FINANCE (EXCLUDING RIDERS)		\$5,666,996	\$0	\$0	\$0	\$0
FULL TIME EQUIVALENT POSITIONS:						
STRATEGY DESCRIPTION AND JUSTIFICATION:						
EXTERNAL/INTERNAL FACTORS IMPACTING STRATEGY:						

83rd Regular Session, Agency Submission, Version 1
Automated Budget and Evaluation System of Texas (ABEST)

710 Texas A&M University System Administrative and General Offices

GOAL: 3 Provide Special Item Support Statewide Goal/Benchmark: 2 0
 OBJECTIVE: 1 Instructional Support Special Item Support Service Categories:
 STRATEGY: 1 Scholarships Service: 19 Income: A.2 Age: B.3

CODE	DESCRIPTION	Exp 2011	Est 2012	Bud 2013	BL 2014	BL 2015
Objects of Expense:						
3001	CLIENT SERVICES	\$12,000	\$777,711	\$777,711	\$777,711	\$777,711
TOTAL, OBJECT OF EXPENSE		\$12,000	\$777,711	\$777,711	\$777,711	\$777,711
Method of Financing:						
1	General Revenue Fund	\$0	\$763,711	\$763,711	\$763,711	\$763,711
SUBTOTAL, MOF (GENERAL REVENUE FUNDS)		\$0	\$763,711	\$763,711	\$763,711	\$763,711
Method of Financing:						
5130	Tx State Rifle Association Plates	\$12,000	\$14,000	\$14,000	\$14,000	\$14,000
SUBTOTAL, MOF (GENERAL REVENUE FUNDS - DEDICATED)		\$12,000	\$14,000	\$14,000	\$14,000	\$14,000
TOTAL, METHOD OF FINANCE (INCLUDING RIDERS)					\$777,711	\$777,711
TOTAL, METHOD OF FINANCE (EXCLUDING RIDERS)		\$12,000	\$777,711	\$777,711	\$777,711	\$777,711
FULL TIME EQUIVALENT POSITIONS:						

710 Texas A&M University System Administrative and General Offices

GOAL:	3	Provide Special Item Support	Statewide Goal/Benchmark:	2	0
OBJECTIVE:	1	Instructional Support Special Item Support	Service Categories:		
STRATEGY:	1	Scholarships	Service: 19	Income: A.2	Age: B.3

CODE	DESCRIPTION	Exp 2011	Est 2012	Bud 2013	BL 2014	BL 2015
------	-------------	----------	----------	----------	---------	---------

STRATEGY DESCRIPTION AND JUSTIFICATION:

This program provides The Texas A&M University System Universities the ability to recruit and retain deserving students based on need.

EXTERNAL/INTERNAL FACTORS IMPACTING STRATEGY:

Tuition increases and/or reduced state funding could seriously impact both this program and efforts to provide postsecondary education to students in Texas.

83rd Regular Session, Agency Submission, Version 1
Automated Budget and Evaluation System of Texas (ABEST)

710 Texas A&M University System Administrative and General Offices

GOAL: 3 Provide Special Item Support
OBJECTIVE: 3 Public Service Special Item Support
STRATEGY: 1 Task Force

Statewide Goal/Benchmark: 2 0
Service Categories:
Service: 19 Income: A.2 Age: B.3

CODE	DESCRIPTION	Exp 2011	Est 2012	Bud 2013	BL 2014	BL 2015
Objects of Expense:						
3001	CLIENT SERVICES	\$0	\$91,875	\$91,875	\$91,875	\$91,875
TOTAL, OBJECT OF EXPENSE		\$0	\$91,875	\$91,875	\$91,875	\$91,875
Method of Financing:						
1	General Revenue Fund	\$0	\$91,875	\$91,875	\$91,875	\$91,875
SUBTOTAL, MOF (GENERAL REVENUE FUNDS)		\$0	\$91,875	\$91,875	\$91,875	\$91,875
TOTAL, METHOD OF FINANCE (INCLUDING RIDERS)					\$91,875	\$91,875
TOTAL, METHOD OF FINANCE (EXCLUDING RIDERS)		\$0	\$91,875	\$91,875	\$91,875	\$91,875
FULL TIME EQUIVALENT POSITIONS:						
STRATEGY DESCRIPTION AND JUSTIFICATION:						
EXTERNAL/INTERNAL FACTORS IMPACTING STRATEGY:						

SUMMARY TOTALS:

OBJECTS OF EXPENSE:	\$11,782,621	\$2,250,934	\$2,250,934	\$2,250,934	\$2,250,934
METHODS OF FINANCE (INCLUDING RIDERS):				\$2,250,934	\$2,250,934
METHODS OF FINANCE (EXCLUDING RIDERS):	\$11,782,621	\$2,250,934	\$2,250,934	\$2,250,934	\$2,250,934
FULL TIME EQUIVALENT POSITIONS:	171.1	171.1	171.1	126.6	126.6

3.B. Rider Revisions and Additions Request

Agency Code:	Agency Name:	Prepared By:	Date:	Request Level:
710	Texas A&M University System	State Relations	8/16/2012	1
Current Rider Number	Page Number in 2012-13 GAA	Proposed Rider Language		
Art. IX, Sec. 9.03	IX-43	<p>Sec. 9.03. Biennial Operating Plan and Information Resources Strategic Plan Approval. It is the intent of the Legislature that agencies and institutions of higher education receiving appropriated funds for the acquisition of information technology must have a current Information Resources Strategic Plan and a Biennial Operating Plan including any amendments as approved by the Legislative Budget Board prior to expending any funds for information technology. Information Technology items identified in the Capital Budget Rider must be included and approved in the Biennial Operating Plan <u>required by Section 2054.100, Government Code</u> or a subsequently approved amendment of the Biennial Operating Plan. The Legislative Budget Board may direct the Comptroller to deny the agency or institution of higher education access to information technology appropriations for non-compliance <u>with Section 2054.100, Government Code</u>.</p> <p><i>The proposed change eliminates an unnecessary restatement of the statutory requirement for a Biennial Operating Plan and corrects the reference to institutions of higher education in regard to the requirement for an Information Resources Strategic Plan, a statutory requirement from which institutions of higher education are exempt under Section 2054.095 and Chapter 2056, Government Code.</i></p>		
Art. IX, Sec. 11.01	IX-48	<p>Sec. 11.01. Limitation on Use of Funds for Personal Residences.</p> <p>(a) Out of appropriations made by this Act, expenditures exceeding an aggregate amount of \$25,000 for the biennium beginning on September 1, 2011, may not be made for purchasing, remodeling, or repairing of any one particular personal residence or living quarters unless the expenditures are:</p> <p>(1) (A) required by court order; (B) will result in increased safety, significant net cost savings, or prevention of substantial waste; or (C) are specifically identified in a Capital Budget in this Act; and</p> <p>(2) the Governor and Legislative Budget Board have approved the expenditure.</p> <p>(b) The Texas Facilities Commission shall report all expenditures <u>of funds appropriated by this Act</u> exceeding an aggregate amount of \$25,000 for the biennium for purchasing, remodeling, or repairing any one particular personal residence or living quarters to the Legislative Budget Board.</p> <p><i>The proposed change in Subsection (b) makes it consistent with Subsection (a) and clarifies that the report</i></p>		

3.B. Rider Revisions and Additions Request (continued)

		<i>required of the Texas Facilities Commission, as a detail, limit, or restriction on the use of appropriated funds, relates only to the use of appropriated funds. In addition, the Texas Facilities Commission does not exercise general jurisdiction over the purchase, remodeling, or repair of facilities of institutions of higher education.</i>
Art. IX, Sec. 7.05	IX-37	<p>Sec. 7.05. Contract Notification: Amounts Greater than \$500,000.</p> <p>(a) In this section "contract" includes:</p> <p style="padding-left: 40px;">(1) a contract, agreement, purchase order, interagency contract, interlocal agreement, or other written expression of terms of agreement or an amendment, modification, renewal, or extension of such for the purchase or sale of goods or services that was entered into or paid for, either in whole or in part, by a state agency or institution of higher education during a fiscal year, which has a value of more than \$500,000; or</p> <p style="padding-left: 40px;">(2) a series of contracts, agreements, purchase orders, interagency contracts, interlocal agreements, or other written expressions of terms of agreement, or amendments, modifications, renewals, or extensions of such for the purchase or sale of goods or services that was entered into or paid for, either in whole or in part, by a state agency or institution of higher education during a fiscal year which together total in value an amount greater than \$500,000 and involving both:</p> <p style="padding-left: 80px;">(A) a single entity or individual; and</p> <p style="padding-left: 80px;">(B) a state agency or institution of higher education.</p> <p>(b) In this section a contract does not include a contract that has been reported to the Legislative Budget Board:</p> <p style="padding-left: 40px;">(1) under §§ 2054.008, 2166.2551, 2254.006, or 2254.0301, Government Code; or</p> <p style="padding-left: 40px;">(2) Sec. 7.04 of this Article; or</p> <p style="padding-left: 40px;"><u>(3) a contract paid only with funds not appropriated by this Act.</u></p> <p>(c) Before October 1 of each fiscal year, a state agency or an institution of higher education shall report to the Legislative Budget Board in the manner prescribed by the Legislative Budget Board all contracts to which the agency or institution was a party during the prior fiscal year.</p> <p><i>The proposed change clarifies that, as a limitation on the expenditure of appropriated funds, the rider applies only to contracts paid with appropriated funds. The proposed change conforms the rider to the similar requirements of Section 7.04(b)(6) relating to contracts for amounts greater than \$50,000.</i></p>
		<p>Sec. 11. Method of Financing Scholarships.</p> <p>1. Out of the funds identified by this Article in the informational items described as "Other Educational and General Income," the respective governing boards of the general academic teaching institutions and of the</p>

3.B. Rider Revisions and Additions Request (continued)

		<p>health centers, health science centers, or technical colleges may allocate and expend the actual receipts in such informational item for student scholarships pursuant to the provisions of Education Code § 56.031 to § 56.039, cited as the Texas Public Educational Grants Program.</p> <p>2. Copies of such approved allocations together with copies of rules and regulations adopted by the respective governing boards concerning the award of such scholarships shall be filed with the Coordinating Board and with the Comptroller prior to the disbursement of any moneys for scholarships. Copies of any subsequent changes in such allocations or rules shall be similarly filed with the Coordinating Board and with the Comptroller.</p> <p><u>32.</u> No educational and general funds appropriated in this Act for scholarships to institutions of higher education may be used to provide athletic scholarships.</p> <p>43. Out of the additional funds appropriated for the 2012-13 biennium for the informational strategy described as "Scholarships," the respective governing boards shall allocate and expend such funds for need-based student scholarships regardless of the race, sex, color, or ethnicity of the student recipient.</p> <p><i>The proposed change conforms the rider to a statutory change enacted by Section 9.01(b) S.B. 5, 82nd Legislature, R.S., 2013, repealing Sec.56.034, Education Code effective September 1, 2013. The repealed section was the source of the information described in the omitted provision of the rider.</i></p>
Art. III, Sec. 55	III-247	<p>Sec. 55. Community College Transfer Student Reporting Requirement. All General Academic Institutions shall use their respective Education and General funds appropriated in this Act to develop and submit an annual report to the Texas Higher Education Coordinating Board (THECB) that details the institution's goals to increase the number, success, and persistence of community college transfer students as measured by THECB. The report shall assess each institution's existing academic and technical transfer pathways, identify each institution's barriers to transfer, and define emerging issues. The report shall detail institution actions to serve current and future transfer students through local and regional articulation agreements with faculty collaboration, community college program enhancements, student outreach and advising, website information development, targeted financial aid, university student success programs, and degree program alignment.</p> <p><u>For all general academic institutions, t</u>The THECB shall provide performance data by institution (application rates, admission rates, financial aid awarded, time-to-degree, and baccalaureate graduation rates) of transfer and native students by program completion at community colleges and universities during the preceding fiscal year. The THECB shall conduct a comparative analysis of the institutional reports and the performance data. The THECB shall submit an annual report to the Legislature that evaluates actions to increase the number, success, and persistence of community college transfer students and make recommendations to meet state goals.</p> <p>The report shall be delivered to the House Appropriations Committee, the Senate Finance Committee, the Legislative Budget Board and the Governor by November 1 of each year.</p>

3.B. Rider Revisions and Additions Request (continued)

		<i>The proposed change recognizes that the Coordinating Board collects the information described in the first paragraph without the necessity of the described report, making a separate report unnecessary.</i>
Art. IX, Sec. 7.07	IX-38	<p>Sec. 7.07. Reporting Fees, Fines, and Penalties.</p> <p>(a) Before November 1 of each fiscal year, each state agency and institution of higher education (including a community or junior college) shall report to the Legislative Budget Board in the manner prescribed by the Legislative Budget Board all fees, fines, and penalties assessed <u>the revenue of which are required to be deposited in the state treasury for appropriation</u> and all <u>such</u> fees, fines, and penalties assessed but not collected by the agency or institution-during the prior fiscal year.</p> <p>(b) Each report made under this section shall detail the effort made by the reporting state agency or institution of higher education to collect fees, fines, and penalties that are more than ninety days past due.</p> <p><i>The proposed change clarifies that, as a limitation on the use of appropriated funds, the rider applies only to revenue that is deposited in the state treasury for appropriation.</i></p>
Art. III, Sec. 50	III-245	<p>Sec. 50. Report Concerning Designated Tuition.</p> <p>(a) Not later than January 1, 20142, the governing board of each public institution of higher education that charges students designated tuition under § 54.0513, Education Code, shall use the appropriations in the Act to report to the legislature, for the 2010-2011<u>2012-2013</u> and 2011-2012<u>2013-2014</u> academic years:</p> <ol style="list-style-type: none"> (1) the amount the institution has collected in designated tuition; (2) the purposes for which the institution spent the money derived from designated tuition and the amount of that money spent for each of those purposes; and (3) the amount set aside from designated tuition for resident undergraduate and graduate student assistance under §§ 56.011 and 56.012, Education Code and how these amounts are allocated under the following categories. <ol style="list-style-type: none"> (a) grants (b) scholarships, (c) work-study programs, (d) students loans, (e) and student loan repayment assistance. <p>(b) In addition to the information reported under Subsection (a), not later than January 1, 2012, the governing board of each institution of higher education shall report to the legislature the total academic cost for resident undergraduates enrolled for 15 semester credit hours. The information reported shall be derived from actual fee bills for the 2010 fall semester and the 2009 spring and fall semesters and must reflect the actual charges, before any adjustments or discounts are applied for waivers, exemptions, or other discounts, in the following categories:</p>

3.B. Rider Revisions and Additions Request (continued)

		<p>(1) statutory tuition; (2) designated tuition; (3) mandatory fees; and (4) average college and course fees, which must include all academic-related fees and charges not reported under (1), (2), or (3), such as fees for laboratories, field trips, multimedia, equipment replacement, and instructional technology, but should not include charges for voluntary services "optional fees").</p> <p>(e) Reports required by this section shall be delivered to the Lieutenant Governor, the Speaker of the House, the chair of the Senate Finance Committee, the chair of the House Appropriations Committee, and the members of the Legislative Oversight Committee on Higher Education.</p> <p><i>Section (b) of the Report Concerning Designated Tuition is redundant as the information is previously captured in the Texas Higher Education Coordinating Board's IFRS system and available online, making a separate report for that purpose unnecessary.</i></p>
Art. III, Sec. 57	III-247	<p>Sec. 57. Online Degree Plans.</p> <p>(a) Using funds appropriated by this Act, not later than August 1, 2012, each public institution of higher education receiving appropriations under this Act shall submit to the Higher Education Coordinating Board a study of the costs making available online four of the institution's most popular degree plans, as determined by the institution. Each institution's reported cost study must include the methodology used for the cost study and an explanation for each expense listed in the study.</p> <p>(b) The coordinating board shall use new and existing data, including performance measures, ongoing research studies, and survey data, to evaluate probable student outcomes for online degree plans identified by the institutions. The coordinating board shall:</p> <p style="padding-left: 40px;">(1) analyze and compare all reported cost studies under this section and corresponding student outcomes to determine the most efficient and effective of the proposed online degree plans among those institutions generally; and</p> <p style="padding-left: 40px;">(2) notify each institution of its conclusions.</p> <p><i>The proposed change eliminates a reporting requirement for a one-time study by institutions and the Texas Higher Education Coordinating Board.</i></p>

6.A. Historically Underutilized Business Supporting Schedule
83rd Regular Session, Agency Submission, Version 1
Automated Budget and Evaluation System of Texas (ABEST)

Date: **8/21/2012**
Time: **12:50:44PM**

Agency Code: **710** Agency: **Texas A&M University System Administrative and General Offices**

COMPARISON TO STATEWIDE HUB PROCUREMENT GOALS

A. Fiscal Year 2010 - 2011 HUB Expenditure Information

Statewide HUB Goals	Procurement Category	% Goal	HUB Expenditures FY 2010			Total Expenditures FY 2010		HUB Expenditures FY 2011			Total Expenditures FY 2011	
			% Actual	Diff	Actual \$		% Goal	% Actual	Diff	Actual \$		FY 2011
11.9%	Heavy Construction	11.9 %	0.0%	-11.9%	\$0	\$0	0.0 %	0.0%	0.0%	\$0	\$0	\$0
26.1%	Building Construction	26.1 %	30.1%	4.0%	\$118,305,695	\$392,632,478	26.1 %	30.9%	4.8%	\$118,903,123	\$384,934,715	\$384,934,715
57.2%	Special Trade Construction	57.2 %	53.5%	-3.7%	\$86,431	\$161,460	57.1 %	21.6%	-35.5%	\$29,144	\$134,756	\$134,756
20.0%	Professional Services	20.0 %	33.7%	13.7%	\$11,985,918	\$35,606,265	20.0 %	33.9%	13.9%	\$7,590,475	\$22,360,936	\$22,360,936
33.0%	Other Services	33.0 %	5.3%	-27.7%	\$533,941	\$10,060,006	33.0 %	5.8%	-27.2%	\$515,556	\$8,889,582	\$8,889,582
12.6%	Commodities	12.6 %	68.4%	55.8%	\$11,809,972	\$17,267,153	12.6 %	58.9%	46.3%	\$12,770,707	\$21,688,274	\$21,688,274
	Total Expenditures		31.3%		\$142,721,957	\$455,727,362		31.9%		\$139,809,005	\$438,008,263	

B. Assessment of Fiscal Year 2010 - 2011 Efforts to Meet HUB Procurement Goals

Attainment:

The Texas A&M University System exceeded 3 of the 6, or 50%, of the applicable statewide HUB procurement goals in FY 2010. The Texas A&M University System exceeded 3 of 6, or 50% of the applicable statewide HUB procurement goals in FY 2011. The goal for the Heavy Construction category was not considered in FY 2010/2011 because \$ 0.00 were expended.

Applicability:

The majority of reportable expenditures for the Texas A&M University System (710) fund the large construction projects of the A&M System, which are managed by the Facilities Planning and Construction Department. For FY 2010 and 2011, 99% reportable expenditures were in the Building Construction category. The Heavy Construction category is not expected to have reportable expenditures, therefore "not applicable" is used for the goal.

Factors Affecting Attainment:

The geographical location of some A&M System members can minimize HUB availability. HUB certification and the availability of qualified HUB subcontractors are also factors that affect attainment. Considerable progress has been made when comparing past HUB goal results. Results were 23.1% for FY 2008- state average 13.5%, 24.27% for FY 2009 - state average 14.5%, 31.32% for FY 2010 - state average 15.91%, and 31.92% for FY 2011 - state average 14.46%.

"Good-Faith" Efforts:

- * The A&M System HUB Procurement Office provides resources through their website to help HUBs seek contract opportunities.
- * Participation in HUB related focus groups such as the HUB Discussion Work Group and The Texas University HUB Coordinator Alliance (TUHCA).
- * Participation in economic opportunities and conferences hosted by state agencies, HUB associations, and minority trade organizations. Also

6.A. Historically Underutilized Business Supporting Schedule
83rd Regular Session, Agency Submission, Version 1
Automated Budget and Evaluation System of Texas (ABEST)

Date: **8/21/2012**
Time: **12:50:44PM**

Agency Code: **710** Agency: **Texas A&M University System Administrative and General Offices**

support to organizations such as TAMACC, TAAACC, HCA, BCA and minority business councils/centers.

* Provide on-site visits through specialized forums that match prospective HUB vendors with key procurement personnel.

* Initiatives to improve HUB participation in construction projects include matching potential subs through the Mentor/Protégé Program.

Texas A&M University System Agency 710
Estimated Funds Outside the Institution's Bill Pattern
2012-13 and 2014-15 Biennia

	2012 - 2013 Biennium				2014 - 2015 Biennium			
	<u>FY 2012 Revenue</u>	<u>FY 2013 Revenue</u>	<u>Biennium Total</u>	<u>Percent of Total</u>	<u>FY 2014 Revenue</u>	<u>FY 2015 Revenue</u>	<u>Biennium Total</u>	<u>Percent of Total</u>
APPROPRIATED SOURCES INSIDE THE BILL PATTERN								
State Appropriations (excluding HEGI & State Paid Fringes)	\$ 2,236,934	\$ 2,236,934	\$ 4,473,868		\$ 2,236,934	\$ 2,236,934	\$ 4,473,868	
Tuition and Fees (net of Discounts and Allowances)	-	-	-		-	-	-	
Endowment and Interest Income	-	-	-		-	-	-	
Sales and Services of Educational Activities (net)	-	-	-		-	-	-	
Sales and Services of Hospitals (net)	-	-	-		-	-	-	
Other Income	-	-	-		-	-	-	
Total	<u>2,236,934</u>	<u>2,236,934</u>	<u>4,473,868</u>	<u>3.3%</u>	<u>2,236,934</u>	<u>2,236,934</u>	<u>4,473,868</u>	<u>4.8%</u>
APPROPRIATED SOURCES OUTSIDE THE BILL PATTERN								
State Appropriations (HEGI & State Paid Fringes)	\$ 263,361	\$ 271,961	535,322		\$ 272,000	\$ 272,000	544,000	
Higher Education Assistance Funds	-	-	-		-	-	-	
Available University Fund	12,600,000	12,600,000	25,200,000		12,600,000	12,600,000	25,200,000	
State Grants and Contracts	7,500,000	7,500,000	15,000,000		-	-	-	
Total	<u>20,363,361</u>	<u>20,371,961</u>	<u>40,735,322</u>	<u>29.6%</u>	<u>12,872,000</u>	<u>12,872,000</u>	<u>25,744,000</u>	<u>27.6%</u>
NON-APPROPRIATED SOURCES								
Tuition and Fees (net of Discounts and Allowances)	-	-	-		-	-	-	
Federal Grants and Contracts	-	-	-		-	-	-	
State Grants and Contracts	-	-	-		-	-	-	
Local Government Grants and Contracts	-	-	-		-	-	-	
Private Gifts and Grants	89,641	1,050,000	1,139,641		1,050,000	1,050,000	2,100,000	
Endowment and Interest Income	4,785,000	4,785,000	9,570,000		4,785,000	4,785,000	9,570,000	
Sales and Services of Educational Activities (net)	-	-	-		-	-	-	
Sales and Services of Hospitals (net)	-	-	-		-	-	-	
Professional Fees (net)	-	-	-		-	-	-	
Auxiliary Enterprises (net)	-	-	-		-	-	-	
Other Income	-	-	-		-	-	-	
Total	<u>45,601,363</u>	<u>46,578,922</u>	<u>92,180,285</u>	<u>67.1%</u>	<u>31,579,000</u>	<u>31,579,000</u>	<u>63,158,000</u>	<u>67.6%</u>
TOTAL SOURCES	<u><u>\$ 68,201,658</u></u>	<u><u>\$ 69,187,817</u></u>	<u><u>\$ 137,389,475</u></u>	<u><u>100.0%</u></u>	<u><u>\$ 46,687,934</u></u>	<u><u>\$ 46,687,934</u></u>	<u><u>\$ 93,375,868</u></u>	<u><u>100.0%</u></u>

6.I. Percent Biennial Base Reduction Options

10 % REDUCTION

83rd Regular Session, Agency Submission, Version 1
Automated Budget and Evaluation System of Texas (ABEST)

Date: 8/21/2012
Time: 2:30:44PM

Agency code: 710 Agency name: Texas A&M University System Administrative and General Offices

	REVENUE LOSS			REDUCTION AMOUNT			TARGET
Item Priority and Name/ Method of Financing	2014	2015	Biennial Total	2014	2015	Biennial Total	
1 General Revenue							
Category: Across the Board Reductions							
Item Comment: 10% Base Reduction							
Strategy: 1-1-11 System Office Operations							
General Revenue Funds							
1 General Revenue Fund	\$223,694	\$223,693	\$447,387	\$223,694	\$223,693	\$447,387	
General Revenue Funds Total	\$223,694	\$223,693	\$447,387	\$223,694	\$223,693	\$447,387	
Strategy: 3-1-1 Scholarships							
Gr Dedicated							
5130 Tx State Rifle Association Plates	\$1,400	\$1,400	\$2,800	\$1,400	\$1,400	\$2,800	
Gr Dedicated Total	\$1,400	\$1,400	\$2,800	\$1,400	\$1,400	\$2,800	
Item Total	\$225,094	\$225,093	\$450,187	\$225,094	\$225,093	\$450,187	
FTE Reductions (From FY 2014 and FY 2015 Base Request)							
AGENCY TOTALS							
General Revenue Total	\$223,694	\$223,693	\$447,387	\$223,694	\$223,693	\$447,387	\$450,187
GR Dedicated Total	\$1,400	\$1,400	\$2,800	\$1,400	\$1,400	\$2,800	
Agency Grand Total	\$225,094	\$225,093	\$450,187	\$225,094	\$225,093	\$450,187	
Difference, Options Total Less Target							
Agency FTE Reductions (From FY 2014 and FY 2015 Base Request)							

710 Texas A&M University System Administrative and General Offices

	Est 2012	Bud 2013	BL 2014	BL 2015	Excp 2014	Excp 2015
Item: 1 Expanded Insurance Coverage						
Objects of Expense						
Strategy: 1-1-11 SYSTEM OFFICE OPERATIONS						
1002 OTHER PERSONNEL COSTS	\$2,394,973	\$2,913,716	\$3,775,717	\$4,184,734	\$0	\$0
SUBTOTAL, Strategy 1-1-11	\$2,394,973	\$2,913,716	\$3,775,717	\$4,184,734	\$0	\$0
TOTAL, Objects of Expense	\$2,394,973	\$2,913,716	\$3,775,717	\$4,184,734	\$0	\$0
Method of Financing						
GENERAL REVENUE FUNDS						
Strategy: 1-1-11 SYSTEM OFFICE OPERATIONS						
1 General Revenue Fund	\$1,197,487	\$1,456,858	\$1,887,859	\$2,092,367	\$0	\$0
SUBTOTAL, Strategy 1-1-11	\$1,197,487	\$1,456,858	\$1,887,859	\$2,092,367	\$0	\$0
SUBTOTAL, GENERAL REVENUE FUNDS	\$1,197,487	\$1,456,858	\$1,887,859	\$2,092,367	\$0	\$0
GR DEDICATED						
Strategy: 1-1-11 SYSTEM OFFICE OPERATIONS						
770 Est Oth Educ & Gen Inco	\$1,197,486	\$1,456,858	\$1,887,858	\$2,092,367	\$0	\$0
SUBTOTAL, Strategy 1-1-11	\$1,197,486	\$1,456,858	\$1,887,858	\$2,092,367	\$0	\$0
SUBTOTAL, GR DEDICATED	\$1,197,486	\$1,456,858	\$1,887,858	\$2,092,367	\$0	\$0
TOTAL, Method of Financing	\$2,394,973	\$2,913,716	\$3,775,717	\$4,184,734	\$0	\$0

LEGAL AUTHORITY/STATUTORY REFERENCE FOR ITEM:

H.R. 3590Sec. 10203(d)

DESCRIPTION/KEY ASSUMPTIONS:

Budgetary Impact

710 Texas A&M University System Administrative and General Offices

	Est 2012	Bud 2013	BL 2014	BL 2015	Excp 2014	Excp 2015
CONCERNS:						
Unknow Cost						
TOTAL, ALL ITEMS	\$2,394,973	\$2,913,716	\$3,775,717	\$4,184,734	\$0	\$0

CONCERNS:

Unknow Cost

710 Texas A&M University System Administrative and General Offices

MOF RECAP						
	Est 2012	Bud 2013	BL 2014	BL 2015	Excp 2014	Excp 2015
GENERAL REVENUE FUNDS						
1 General Revenue Fund	\$1,197,487	\$1,456,858	\$1,887,859	\$2,092,367	\$0	\$0
SUBTOTAL, GENERAL REVENUE FUNDS	\$1,197,487	\$1,456,858	\$1,887,859	\$2,092,367	\$0	\$0
GR DEDICATED						
770 Est Oth Educ & Gen Inco	\$1,197,486	\$1,456,858	\$1,887,858	\$2,092,367	\$0	\$0
SUBTOTAL, GR DEDICATED	\$1,197,486	\$1,456,858	\$1,887,858	\$2,092,367	\$0	\$0
TOTAL, ALL ITEMS	\$2,394,973	\$2,913,716	\$3,775,717	\$4,184,734	\$0	\$0

6.J Part B Summary of Budgetary Impacts Related to Federal Health Care Reform Schedule

83rd Regular Session, Agency Submission, Version 1
Automated Budget and Evaluation System of Texas (ABEST)

DATE: 8/21/2012
TIME: 12:50:46PM

Agency code: 710

Agency name: Texas A&M University System Administrative and General Offices

ITEM	ITEM NAME	Est 2012	Bud 2013	BL 2014	BL 2015	Excp 2014	Excp 2015	Total Request 2014	Total Request 2015
1	ExpandedInsurance Coverage	\$2,394,973	\$2,913,716	\$3,775,717	\$4,184,734	\$0	\$0	\$3,775,717	\$4,184,734
Total, Cost Related to Health Care Reform		\$2,394,973	\$2,913,716	\$3,775,717	\$4,184,734	\$0	\$0	\$3,775,717	\$4,184,734
METHOD OF FINANCING									
	GENERAL	\$1,197,487	\$1,456,858	\$1,887,859	\$2,092,367	\$0	\$0	\$1,887,859	\$2,092,367
	REVENUE FUNDS								
	GR DEDICATED	\$1,197,486	\$1,456,858	\$1,887,858	\$2,092,367	\$0	\$0	\$1,887,858	\$2,092,367
SUBTOTAL, GR & GR - DEDICATED FUNDS		\$2,394,973	\$2,913,716	\$3,775,717	\$4,184,734	\$0	\$0	\$3,775,717	\$3,775,717
TOTAL		\$2,394,973	\$2,913,716	\$3,775,717	\$4,184,734	\$0	\$0	\$3,775,717	\$4,184,734

Schedule 2: Selected Educational, General and Other Funds

8/21/2012 12:50:46PM

83rd Regular Session, Agency Submission, Version 1
Automated Budget and Evaluation System of Texas (ABEST)

710 Texas A&M University System Administrative and General Offices

	Act 2011	Act 2012	Bud 2013	Est 2014	Est 2015
General Revenue Transfers					
Transfer from Coordinating Board for Advanced Research Program	0	0	0	0	0
Transfer from Coordinating Board for Texas College Work Study Program (2011, 2012, 2013)	0	0	0	0	0
Transfer from Coordinating Board for Professional Nursing Shortage Reduction Program	0	0	0	0	0
Transfer of GR Group Insurance Premium from Comptroller (UT and TAMU Components only)	85,079	73,469	77,449	77,449	77,449
Less: Transfer to Other Institutions	0	0	0	0	0
Less: Transfer to Department of Health, Disproportionate Share - State-Owned Hospitals (2011, 2012, 2013)	0	0	0	0	0
Other (Itemize)					
Direct Appropriations	2,000,000	1,374,348	1,381,348	1,381,348	1,381,348
Scholarships	0	770,711	770,711	770,711	770,711
Task Force	0	91,875	84,875	84,875	84,875
General Revenue Appropriations Lapsed	(703,819)	0	0	0	0
Tuition Revenue Bonds-San Antonio	3,487,382	0	0	0	0
Tuition Revenue Bonds-Central Texas	2,179,614	0	0	0	0
Other: Fifth Year Accounting Scholarship	0	0	0	0	0
Texas Grants	0	0	0	0	0
B-on-Time Program	0	0	0	0	0
Less: Transfer to System Administration	0	0	0	0	0
Subtotal, General Revenue Transfers	7,048,256	2,310,403	2,314,383	2,314,383	2,314,383
General Revenue HEF for Operating Expenses	0	0	0	0	0
Transfer from Available University Funds (UT, A&M and Prairie View A&M Only)	10,209,141	12,600,000	12,600,000	12,600,000	12,600,000
Other Additions (Itemize)					
Increase Capital Projects - Educational and General Funds	0	0	0	0	0
Transfer from Department of Health, Disproportionate Share - State-owned Hospitals (2011, 2012, 2013)	0	0	0	0	0
Transfers from Other Funds, e.g., Designated funds transferred for educational and general activities (Itemize)	0	0	0	0	0

Schedule 2: Selected Educational, General and Other Funds

8/21/2012 12:50:46PM

83rd Regular Session, Agency Submission, Version 1
 Automated Budget and Evaluation System of Texas (ABEST)

710 Texas A&M University System Administrative and General Offices

	Act 2011	Act 2012	Bud 2013	Est 2014	Est 2015
Transfer from Coordinating Board for Incentive Funding	0	0	0	0	0
Other (Itemize)					
Speical Mineral Funds	6,761,528	55,027	0	0	0
Gross Designated Tuition (Sec. 54.0513)	0	0	0	0	0
Indirect Cost Recovery (Sec. 145.001(d))	0	0	0	0	0
Correctional Managed Care Contracts	0	0	0	0	0

Schedule 3B: Staff Group Insurance Data Elements (UT/A&M)

8/21/2012 12:50:46PM

83rd Regular Session, Agency Submission, Version 1

Automated Budget and Evaluation System of Texas (ABEST)

710 Texas A&M University System Administrative and General Offices

	E&G Enrollment	GR Enrollment	GR-D/OEGI Enrollment	Total E&G (Check)	Local Non-E&G
GR & GR-D Percentages					
GR %	15.00%				
GR-D %	85.00%				
Total Percentage	100.00%				
FULL TIME ACTIVES					
1a Employee Only	32	5	27	32	70
2a Employee and Children	17	3	14	17	34
3a Employee and Spouse	10	2	9	10	41
4a Employee and Family	23	3	20	23	62
5a Eligible, Opt Out	5	1	4	5	11
6a Eligible, Not Enrolled	1	0	1	1	0
Total for This Section	88	14	75	88	218
PART TIME ACTIVES					
1b Employee Only	0	0	0	0	0
2b Employee and Children	0	0	0	0	0
3b Employee and Spouse	0	0	0	0	0
4b Employee and Family	1	0	1	1	1
5b Eligible, Opt Out	0	0	0	0	0
6b Eligible, Not Enrolled	0	0	0	0	0
Total for This Section	1	0	1	1	1
Total Active Enrollment	89	14	76	89	219

710 Texas A&M University System Administrative and General Offices

	E&G Enrollment	GR Enrollment	GR-D/OEGI Enrollment	Total E&G (Check)	Local Non-E&G
FULL TIME RETIREES by ERS					
1c Employee Only	0	0	0	0	60
2c Employee and Children	0	0	0	0	1
3c Employee and Spouse	0	0	0	0	43
4c Employee and Family	0	0	0	0	3
5c Eligible, Opt Out	0	0	0	0	0
6c Eligible, Not Enrolled	0	0	0	0	0
Total for This Section	0	0	0	0	107
PART TIME RETIREES by ERS					
1d Employee Only	0	0	0	0	0
2d Employee and Children	0	0	0	0	0
3d Employee and Spouse	0	0	0	0	0
4d Employee and Family	0	0	0	0	0
5d Eligible, Opt Out	0	0	0	0	0
6d Eligible, Not Enrolled	0	0	0	0	0
Total for This Section	0	0	0	0	0
Total Retirees Enrollment	0	0	0	0	107
TOTAL FULL TIME ENROLLMENT					
1e Employee Only	32	5	27	32	130
2e Employee and Children	17	3	14	17	35
3e Employee and Spouse	10	2	9	10	84
4e Employee and Family	23	3	20	23	65
5e Eligible, Opt Out	5	1	4	5	11
6e Eligible, Not Enrolled	1	0	1	1	0
Total for This Section	88	14	75	88	325

710 Texas A&M University System Administrative and General Offices

	E&G Enrollment	GR Enrollment	GR-D/OEGI Enrollment	Total E&G (Check)	Local Non-E&G
TOTAL ENROLLMENT					
1f Employee Only	32	5	27	32	130
2f Employee and Children	17	3	14	17	35
3f Employee and Spouse	10	2	9	10	84
4f Employee and Family	24	3	21	24	66
5f Eligible, Opt Out	5	1	4	5	11
6f Eligible, Not Enrolled	1	0	1	1	0
Total for This Section	89	14	76	89	326

Schedule 4: Computation of OASI
83rd Regular Session, Agency Submission, Version 1
Automated Budget and Evaluation System of Texas (ABEST)

Agency 710 Texas A&M University System Administrative and General Offices										
Proportionality Percentage Based on Comptroller Accounting Policy Statement #011, Exhibit 2	2011		2012		2013		2014		2015	
	% to Total	Allocation of OASI	% to Total	Allocation of OASI	% to Total	Allocation of OASI	% to Total	Allocation of OASI	% to Total	Allocation of OASI
General Revenue (% to Total)	15.00	\$47,898	15.00	\$158,445	15.00	\$158,445	15.00	\$158,445	15.00	\$158,445
Other Educational and General Funds (% to Total)	85.00	\$271,419	85.00	\$897,852	85.00	\$897,852	85.00	\$897,852	85.00	\$897,852
Health-Related Institutions Patient Income (% to Total)	0.00	\$0	0.00	\$0	0.00	\$0	0.00	\$0	0.00	\$0
Grand Total, OASI (100%)	100.00	\$319,317	100.00	\$1,056,297	100.00	\$1,056,297	100.00	\$1,056,297	100.00	\$1,056,297

83rd Regular Session, Agency Submission, Version 1

Automated Budget and Evaluation System of Texas (ABEST)

710 Texas A&M University System Administrative and General Offices

Description	Act 2011	Act 2012	Bud 2013	Est 2014	Est 2015
Proportionality Amounts					
Gross Educational and General Payroll - Subject To TRS Retirement	2,565,722	774,345	774,345	774,345	774,345
Employer Contribution to TRS Retirement Programs	170,447	42,442	42,442	42,442	42,442
Gross Educational and General Payroll - Subject To ORP Retirement	1,289,110	427,380	427,380	427,380	427,380
Employer Contribution to ORP Retirement Programs	82,503	33,542	33,542	33,542	33,542
Proportionality Percentage					
General Revenue	15.00 %	15.00 %	15.00 %	15.00 %	15.00 %
Other Educational and General Income	85.00 %	85.00 %	85.00 %	85.00 %	85.00 %
Health-related Institutions Patient Income	0.00 %	0.00 %	0.00 %	0.00 %	0.00 %
Proportional Contribution					
Other Educational and General Proportional Contribution (Other E&G percentage x Total Employer Contribution to Retirement Programs)	215,008	64,586	64,586	64,586	64,586
HRI Patient Income Proportional Contribution (HRI Patient Income percentage x Total Employer Contribution To Retirement Programs)	0	0	0	0	0
Differential					
Gross Payroll Subject to Differential - Optional Retirement Program	1,289,110	427,380	427,380	427,380	427,380
Total Differential	11,731	5,599	5,599	5,599	5,599

Schedule 6: Capital Funding

8/21/2012 12:50:47PM

83rd Regular Session, Agency Submission, Version 1
Automated Budget and Evaluation System of Texas (ABEST)

710 Texas A&M University System Administrative and General Offices

Activity	Act 2011	Act 2012	Bud 2013	Est 2014	Est 2015
I. Balances as of Beginning of Fiscal Year					
A. PUF Bond Proceeds	328,387	18,178	1,016,794	0	0
B. HEF Bond Proceeds	0	0	0	0	0
C. HEF Annual Allocations	0	0	0	0	0
D. TR Bond Proceeds	0	0	0	0	0
E. Other Debt Proceeds (e.g. Patient Income)	0	0	0	0	0
II. Additions					
A. PUF Bond Proceeds Allocation	0	5,145,717	0	0	0
B. HEF General Revenue Appropriation	0	0	0	0	0
C. HEF Bond Proceeds	0	0	0	0	0
D. TR Bond Proceeds	0	0	0	0	0
E. Investment Income on PUF Bond Proceeds	0	0	0	0	0
F. Investment Income on HEF Bond Proceeds	0	0	0	0	0
G. Investment Income on TR Bond Proceeds	0	0	0	0	0
H. Other Debt Proceeds (e.g. Patient Income)	0	0	0	0	0
I. Other (Itemize)					
TR Bond Proceeds					
General Revenue Appropriations for TRB Debt Service	5,666,996	0	0	0	0
III. Total Funds Available - PUF, HEF, and TRB	\$5,995,383	\$5,163,895	\$1,016,794	\$0	\$0
IV. Less: Deductions					
A. Expenditures (Itemize)					
TIGM Renovations	310,209	18,178	0	0	0
TAMUS MAESTRO Software Development Project	0	3,828,923	1,016,794	0	0
TAMUS System Office Equipment Purchases	0	300,000	0	0	0
B. Annual Debt Service on PUF Bonds	0	0	0	0	0
C.1. Annual Debt Service on HEF Bonds - RFS Commercial Paper	0	0	0	0	0
C.2. Annual Debt Service on HEF Bonds - RFS Bonds, Series 2001	0	0	0	0	0
D. Annual Debt Service on TR Bonds	5,666,996	0	0	0	0
E. Annual Debt Service on Other Bonds (e.g. Patient Income)	0	0	0	0	0
F. Other (Itemize)					
Total, Deductions	\$5,977,205	\$4,147,101	\$1,016,794	\$0	\$0

Schedule 6: Capital Funding
83rd Regular Session, Agency Submission, Version 1
Automated Budget and Evaluation System of Texas (ABEST)

8/21/2012 12:50:47PM

710 Texas A&M University System Administrative and General Offices					
Activity	Act 2011	Act 2012	Bud 2013	Est 2014	Est 2015
V. Balances as of End of Fiscal Year					
A.PUF Bond Proceeds	18,178	1,016,794	0	0	0
B.HEF Bond Proceeds	0	0	0	0	0
C.HEF Annual Allocations	0	0	0	0	0
D.TR Bond Proceeds	0	0	0	0	0
E.Other Revenue (e.g. Patient Income)	0	0	0	0	0
	<u>\$18,178</u>	<u>\$1,016,794</u>	<u>\$0</u>	<u>\$0</u>	<u>\$0</u>

Schedule 7: Personnel

83rd Regular Session, Agency Submission, Version 1
Automated Budget and Evaluation System of Texas (ABEST)

Date: 8/21/2012

Time: 12:50:48PM

Agency code: **710** Agency name: **Texas A&M Univ System Admin**

	Actual 2011	Actual 2012	Budgeted 2013	Estimated 2014	Estimated 2015
Part A.					
FTE Postions					
Directly Appropriated Funds (Bill Pattern)					
Educational and General Funds Non-Faculty Employees	17.4	15.5	14.6	14.6	14.6
Subtotal, Directly Appropriated Funds	17.4	15.5	14.6	14.6	14.6
Other Appropriated Funds					
AUF	153.6	155.5	156.4	112.0	112.0
Subtotal, Other Appropriated Funds	153.6	155.5	156.4	112.0	112.0
Subtotal, All Appropriated	171.0	171.0	171.0	126.6	126.6
Non Appropriated Funds Employees	144.8	175.0	132.5	176.9	176.9
Subtotal, Other Funds & Non-Appropriated	144.8	175.0	132.5	176.9	176.9
GRAND TOTAL	315.8	346.0	303.5	303.5	303.5

Schedule 7: Personnel

83rd Regular Session, Agency Submission, Version 1
Automated Budget and Evaluation System of Texas (ABEST)

Date: 8/21/2012

Time: 12:50:48PM

Agency code: **710** Agency name: **Texas A&M Univ System Admin**

	Actual 2011	Actual 2012	Budgeted 2013	Estimated 2014	Estimated 2015
Part B.					
Personnel Headcount					
Directly Appropriated Funds (Bill Pattern)					
Educational and General Funds Non-Faculty Employees	7.0	8.0	8.0	8.0	8.0
Subtotal, Directly Appropriated Funds	7.0	8.0	8.0	8.0	8.0
Other Appropriated Funds					
AUF	164.0	163.0	150.0	150.0	150.0
Subtotal, Other Appropriated Funds	164.0	163.0	150.0	150.0	150.0
Subtotal, All Appropriated	171.0	171.0	158.0	158.0	158.0
Non Appropriated Funds Employees	153.0	188.0	201.0	201.0	201.0
Subtotal, Non-Appropriated	153.0	188.0	201.0	201.0	201.0
GRAND TOTAL	324.0	359.0	359.0	359.0	359.0

Schedule 7: Personnel
83rd Regular Session, Agency Submission, Version 1
Automated Budget and Evaluation System of Texas (ABEST)

Date: 8/21/2012

Time: 12:50:48PM

Agency code: **710** Agency name: **Texas A&M Univ System Admin**

	Actual 2011	Actual 2012	Budgeted 2013	Estimated 2014	Estimated 2015
PART C.					
Salaries					
Directly Appropriated Funds (Bill Pattern)					
Educational and General Funds Non-Faculty Employees	\$1,128,300	\$1,200,000	\$1,200,000	\$1,200,000	\$1,200,000
Subtotal, Directly Appropriated Funds	\$1,128,300	\$1,200,000	\$1,200,000	\$1,200,000	\$1,200,000
Other Appropriated Funds					
AUF	\$9,899,677	\$12,600,000	\$12,600,000	\$12,600,000	\$12,600,000
Subtotal, Other Appropriated Funds	\$9,899,677	\$12,600,000	\$12,600,000	\$12,600,000	\$12,600,000
Subtotal, All Appropriated	\$11,027,977	\$13,800,000	\$13,800,000	\$13,800,000	\$13,800,000
Non Appropriated Funds Employees	\$15,263,322	\$14,127,934	\$10,401,547	\$10,401,547	\$10,401,547
Subtotal, Non-Appropriated	\$15,263,322	\$14,127,934	\$10,401,547	\$10,401,547	\$10,401,547
GRAND TOTAL	\$26,291,299	\$27,927,934	\$24,201,547	\$24,201,547	\$24,201,547

83rd Regular Session, Agency Submission, Version 1
Automated Budget and Evaluation System of Texas (ABEST)

710 Texas A&M University System Administrative and General Offices

Authorization Date	Authorization Amount	Issuance Date	Issuance Amount	Authorized Amount Outstanding as of 08/31/2012	Proposed Issuance Date for Outstanding Authorization	Proposed Issuance Amount for Outstanding Authorization
1991	\$60,000,000	Nov 24 1992	\$10,000,000			
		Apr 28 1993	\$40,000,000			
		Mar 28 1994	\$10,000,000			
		Subtotal	\$60,000,000	\$0		
1993	\$75,000,000	Mar 28 1994	\$40,000,000			
		Feb 1 1995	\$961,000			
		Jun 5 1995	\$16,114,000			
		Jul 17 1997	\$17,925,000			
		Subtotal	\$75,000,000	\$0		
1997	\$145,200,000	Mar 4 1998	\$4,417,000			
		Aug 3 1999	\$4,960,000			
		Aug 9 1999	\$56,113,000			
		Feb 16 2000	\$14,860,000			
		Jun 14 2001	\$37,140,000			
		Jul 2 2001	\$5,790,000			
		Jan 23 2002	\$4,200,000			
		Jul 23 2002	\$3,520,000			
		Oct 10 2002	\$2,700,000			
		May 20 2003	\$11,500,000			
		Subtotal	\$145,200,000	\$0		
2001	\$241,450,000	Feb 24 2003	\$25,000,000			
		May 20 2003	\$115,380,000			
		Jul 31 2003	\$8,135,000			
		Sep 1 2003	\$315,000			
		Aug 25 2004	\$76,420,000			
		May 16 2006	\$16,200,000			
		Subtotal	\$241,450,000	\$0		
2003	\$12,500,000	Aug 25 2004	\$12,500,000			
		Subtotal	\$12,500,000	\$0		
2006	\$465,560,600	Aug 15 2007	\$8,252,000			
		Jul 24 2008	\$80,195,400			

Schedule 8B: Tuition Revenue Bond Issuance History

8/21/2012 12:50:48PM

83rd Regular Session, Agency Submission, Version 1
Automated Budget and Evaluation System of Texas (ABEST)

710 Texas A&M University System Administrative and General Offices

Authorization Date	Authorization Amount	Issuance Date	Issuance Amount	Authorized Amount Outstanding as of 08/31/2012	Proposed Issuance Date for Outstanding Authorization	Proposed Issuance Amount for Outstanding Authorization
2006	\$465,560,600	Aug 14 2008	\$954,000			
		Sep 26 2008	\$11,011,257			
		Mar 11 2009	\$211,318,743			
		Jul 27 2009	\$32,565,000			
		Nov 10 2009	\$55,239,706			
		Jun 3 2010	\$66,024,494			
		Subtotal	\$465,560,600	\$0		
2009	\$5,000,000	Jun 3 2010	\$5,000,000			
		Subtotal	\$5,000,000	\$0		

Schedule 8b
Tuition Revenue Bond Issuance History

Agency Code: 709		Name of Agency: TAMUS Health Science Center				Date: 08/31/12
Authorization Date	Authorization Amount	Issuance Date	Issuance Amount	Authorized Amount Outstanding as of 8/31/2012	Proposed Issuance Date for Outstanding Authorization	Proposed Issuance Amount for Outstanding Authorization
1997	\$6,000,000	08/09/99	\$1,040,000			
		06/14/01	4,960,000			
		Subtotal	\$6,000,000	\$0		
2001	\$14,300,000	02/24/03	11,200,000			
		08/25/04	3,100,000			
		Subtotal	\$14,300,000	\$0		
2006	\$45,000,000	08/15/07	1,450,000			
		07/24/08	4,550,000			
		03/11/09	39,000,000			
		Subtotal	\$45,000,000	\$0		

Schedule 8b
Tuition Revenue Bond Issuance History

Agency Code: 710		Name of Agency: System Offices				Date: 08/31/12
Authorization Date	Authorization Amount	Issuance Date	Issuance Amount	Authorized Amount Outstanding as of 8/31/2012	Proposed Issuance Date for Outstanding Authorization	Proposed Issuance Amount for Outstanding Authorization
2006	\$65,000,000	07/27/09	5,665,500			
		06/03/10	59,334,500			
		<i>Subtotal</i>	\$65,000,000	\$0		

Schedule 8b
Tuition Revenue Bond Issuance History

Agency Code: 711		Name of Agency: Texas A&M University				Date: 08/31/12
Authorization Date	Authorization Amount	Issuance Date	Issuance Amount	Authorized Amount Outstanding as of 8/31/2012	Proposed Issuance Date for Outstanding Authorization	Proposed Issuance Amount for Outstanding Authorization
1997	\$12,500,000	08/09/99	\$1,000,000			
		07/02/01	5,280,000			
		07/23/02	3,520,000			
		10/10/02	2,700,000			
		Subtotal	\$12,500,000	\$0		
2006	\$75,000,000	08/15/07	1,312,000			
		07/24/08	6,713,000			
		09/26/08	5,011,257			
		03/11/09	15,733,743			
		07/27/09	26,899,500			
		11/10/09	13,962,106			
		06/03/10	5,368,394			
		Subtotal	\$75,000,000	\$0		

Schedule 8b
Tuition Revenue Bond Issuance History

Agency Code: 713		Name of Agency: Tarleton State University				Date: 08/31/12
Authorization Date	Authorization Amount	Issuance Date	Issuance Amount	Authorized Amount Outstanding as of 8/31/2012	Proposed Issuance Date for Outstanding Authorization	Proposed Issuance Amount for Outstanding Authorization
1997	\$15,000,000	08/09/99	\$15,000,000			
		<i>Subtotal</i>	\$15,000,000	\$0		
2001	\$18,700,000	07/31/03	2,555,000			
		09/01/03	315,000			
		08/25/04	15,830,000			
		<i>Subtotal</i>	\$18,700,000	\$0		
2006	\$35,424,000	07/24/08	2,732,400			
		11/10/09	32,691,600			
		<i>Subtotal</i>	\$35,424,000	\$0		

Schedule 8b
Tuition Revenue Bond Issuance History

Agency Code: 715		Name of Agency: Prairie View A&M University				Date: 08/31/12
Authorization Date	Authorization Amount	Issuance Date	Issuance Amount	Authorized Amount Outstanding as of 8/31/2012	Proposed Issuance Date for Outstanding Authorization	Proposed Issuance Amount for Outstanding Authorization
1997	\$15,000,000	08/09/99	\$15,000,000			
		Subtotal	\$15,000,000	\$0		
2001	\$68,000,000	02/24/03	9,420,000			
		05/20/03	26,000,000			
		07/31/03	5,580,000			
		08/25/04	27,000,000			
		Subtotal	\$68,000,000	\$0		

Schedule 8b
Tuition Revenue Bond Issuance History

Agency Code: 718		Name of Agency: Texas A&M University - Galveston				Date: 08/31/12
Authorization Date	Authorization Amount	Issuance Date	Issuance Amount	Authorized Amount Outstanding as of 8/31/2012	Proposed Issuance Date for Outstanding Authorization	Proposed Issuance Amount for Outstanding Authorization
2001	\$10,030,000	05/20/03	\$10,030,000			
		<i>Subtotal</i>	\$10,030,000	\$0		
2006	\$40,050,000	08/15/07	1,525,000			
		07/24/08	16,525,000			
		03/11/09	22,000,000			
		<i>Subtotal</i>	\$40,050,000	\$0		
2009	\$5,000,000	06/03/10	5,000,000			
		<i>Subtotal</i>	\$5,000,000	\$0		

Schedule 8b
Tuition Revenue Bond Issuance History

Agency Code: 732		Name of Agency: Texas A&M University - Kingsville				Date: 08/31/12
Authorization Date	Authorization Amount	Issuance Date	Issuance Amount	Authorized Amount Outstanding as of 8/31/2012	Proposed Issuance Date for Outstanding Authorization	Proposed Issuance Amount for Outstanding Authorization
1993	\$17,000,000	03/28/94	\$6,069,000			
		02/01/95	961,000			
		06/05/95	1,255,000			
		07/17/97	8,715,000			
		Subtotal	\$17,000,000	\$0		
1997	\$15,000,000	08/03/99	4,950,000			
		02/16/00	10,050,000			
		Subtotal	\$15,000,000	\$0		
2001	\$20,060,000	05/20/03	15,950,000			
		08/25/04	4,110,000			
		Subtotal	\$20,060,000	\$0		
2006	\$9,540,000	08/14/08	954,000			
		11/10/09	8,586,000			
		Subtotal	\$9,540,000	\$0		

Schedule 8b
Tuition Revenue Bond Issuance History

Agency Code: 751		Name of Agency: Texas A&M University - Commerce				Date: 08/31/12
Authorization Date	Authorization Amount	Issuance Date	Issuance Amount	Authorized Amount Outstanding as of 8/31/2012	Proposed Issuance Date for Outstanding Authorization	Proposed Issuance Amount for Outstanding Authorization
1997	\$4,200,000	01/23/02	\$4,200,000			
		<i>Subtotal</i>	\$4,200,000	\$0		
2001	\$14,960,000	02/24/03	4,380,000			
		08/25/04	10,580,000			
		<i>Subtotal</i>	\$14,960,000	\$0		
2006	\$21,770,000	09/26/08	6,000,000			
		03/11/09	15,770,000			
		<i>Subtotal</i>	\$21,770,000	\$0		

Schedule 8b
Tuition Revenue Bond Issuance History

Agency Code: 757		Name of Agency: West Texas A&M University				Date: 08/31/12
Authorization Date	Authorization Amount	Issuance Date	Issuance Amount	Authorized Amount Outstanding as of 8/31/2012	Proposed Issuance Date for Outstanding Authorization	Proposed Issuance Amount for Outstanding Authorization
1997	\$9,000,000	08/09/99	\$3,000,000			
		06/14/01	6,000,000			
		Subtotal	\$9,000,000	\$0		
2001	\$22,780,000	05/20/03	22,780,000			
		Subtotal	\$22,780,000	\$0		
2006	\$16,200,000	08/15/07	620,000			
		07/24/08	4,580,000			
		03/11/09	11,000,000			
		Subtotal	\$16,200,000	\$0		

Schedule 8b
Tuition Revenue Bond Issuance History

Agency Code: 760		Name of Agency: Texas A&M University - Corpus Christi				Date: 08/31/12
Authorization Date	Authorization Amount	Issuance Date	Issuance Amount	Authorized Amount Outstanding as of 8/31/2012	Proposed Issuance Date for Outstanding Authorization	Proposed Issuance Amount for Outstanding Authorization
1991	\$30,000,000	11/24/92	\$8,300,000			
		04/28/93	17,200,000			
		03/28/94	4,500,000			
		Subtotal	\$30,000,000	\$0		
1993	\$22,000,000	03/28/94	14,030,000			
		06/05/95	3,385,869			
		07/17/97	4,584,131			
		Subtotal	\$22,000,000	\$0		
1997	\$25,000,000	02/16/00	4,810,000			
		06/14/01	8,180,000			
		07/02/01	510,000			
		05/20/03	11,500,000			
		Subtotal	\$25,000,000	\$0		
2001	\$34,000,000	05/20/03	19,000,000			
		08/25/04	15,000,000			
		Subtotal	\$34,000,000	\$0		
2006	\$45,000,000	08/15/07	1,950,000			
		07/24/08	30,050,000			
		03/11/09	13,000,000			
		Subtotal	\$45,000,000	\$0		

Schedule 8b
Tuition Revenue Bond Issuance History

Agency Code: 761		Name of Agency: Texas A&M International University				Date: 08/31/12
Authorization Date	Authorization Amount	Issuance Date	Issuance Amount	Authorized Amount Outstanding as of 8/31/2012	Proposed Issuance Date for Outstanding Authorization	Proposed Issuance Amount for Outstanding Authorization
1991	\$30,000,000	11/24/92	\$1,700,000			
		04/28/93	22,800,000			
		03/28/94	5,500,000			
		Subtotal	\$30,000,000	\$0		
1993	\$36,000,000	03/28/94	19,901,000			
		06/05/95	11,473,131			
		07/17/97	4,625,869			
		Subtotal	\$36,000,000	\$0		
1997	\$39,500,000	03/04/98	456,000			
		08/09/99	21,044,000			
		06/14/01	18,000,000			
		Subtotal	\$39,500,000	\$0		
2001	\$21,620,000	05/20/03	21,620,000			
		Subtotal	\$21,620,000	\$0		
2003	\$12,500,000	08/25/04	\$12,500,000			
		Subtotal	\$12,500,000	\$0		
2006	\$37,576,600	08/15/07	1,395,000			
		07/24/08	12,545,000			
		03/11/09	22,315,000			
		06/03/10	1,321,600			
		Subtotal	\$37,576,600	\$0		

Schedule 8b
Tuition Revenue Bond Issuance History

Agency Code: 764		Name of Agency: Texas A&M University - Texarkana				Date: 08/31/12
Authorization Date	Authorization Amount	Issuance Date	Issuance Amount	Authorized Amount Outstanding as of 8/31/2012	Proposed Issuance Date for Outstanding Authorization	Proposed Issuance Amount for Outstanding Authorization
1997	\$4,000,000	03/04/98	\$3,961,000			
		08/03/99	10,000			
		08/09/99	29,000			
		Subtotal	\$4,000,000	\$0		
2001	\$17,000,000	08/25/04	800,000			
		05/16/06	16,200,000			
		Subtotal	\$17,000,000	\$0		
2006	\$75,000,000	07/24/08	2,500,000			
		03/11/09	72,500,000			
		Subtotal	\$75,000,000	\$0		

Schedule 8C: Revenue Capacity for Tuition Revenue Bond Projects

83rd Regular Session, Agency Submission, Version 1
Automated Budget and Evaluation System of Texas (ABEST)

DATE: 8/21/2012
TIME: 12:50:48PM

Agency Code: 710	Agency Name: Texas A&M University System Administrative and General Offices				
	Act 2011	Act 2012	Bud 2013	Est 2014	Est 2015
Gross Tuition	\$267,549,732	\$278,978,826	\$281,623,629	\$285,140,335	\$287,392,917
Less: Remissions and Exemptions	0	0	0	0	0
Less: Refunds	(64,593,307)	(68,915,458)	(70,644,100)	(71,637,521)	(72,215,018)
Less: Installment Payment Forfeits	0	0	0	0	0
Less: Tuition rebates for certain undergraduates (TX. Educ. Code Ann. Sec. 54.0065)	(975,715)	(1,220,000)	(1,306,000)	(1,311,000)	(1,311,000)
Plus: Tuition waived for students 55 years or older (TX. Educ. Code Ann. Sec. 54.013)	282	0	0	0	0
Plus: Tuition waived for Texas Grant Recipients (TX. Educ. Code Ann. Sec. 56.307)	0	0	0	0	0
Subtotal	\$201,980,992	\$208,843,368	\$209,673,529	\$212,191,814	\$213,866,899
Less: Transfer of Tuition to Retirement of Indebtedness: 1) Skiles Act	0	0	0	0	0
Less: Transfer of Funds for Texas Public Education Grants Program (TX. Educ. Code Ann. Sec. 56c) and for Emergency Loans (TX. Educ. Code Ann. Sec. 56d)	(22,850,837)	(22,997,717)	(23,410,744)	(23,895,763)	(24,059,067)
Less: Transfer of Funds (2%) for Emergency Loans (Medical School)	(119,424)	(135,000)	(138,848)	(141,163)	(143,524)
Less: Transfer of Funds for Repayment of Student Loans of Physicians (TX. Educ. Code Ann. Sec. 61.539)	0	0	0	0	0
Less: Statutory Tuition (TX. Educ. Code Ann. Sec. 54.051) Set aside for Doctoral Incentive Loan Repayment Program (TX. Educ. Code Ann. Sec. 56.095)	(210,932)	(213,767)	(211,382)	(211,663)	(211,847)
Less: Other Authorized Deductions	(210,516)	(389,088)	(392,979)	(396,909)	(400,878)
Total Net Tuition Available to Pledge for Tuition Revenue Bonds	\$178,589,283	\$185,107,796	\$185,519,576	\$187,546,316	\$189,051,583
Debt Service on Existing Tuition Revenue Bonds	(69,575,249)	(56,018,915)	(55,996,080)	(55,885,445)	(55,273,950)
Estimated Debt Service for Authorized but Unissued Tuition Revenue Bonds	0	0	0	0	0
Subtotal, Debt Service on Existing Authorizations	\$(69,575,249)	\$(56,018,915)	\$(55,996,080)	\$(55,885,445)	\$(55,273,950)

Schedule 8C: Revenue Capacity for Tuition Revenue Bond ProjectsDATE: 8/21/2012
TIME: 12:50:48PM83rd Regular Session, Agency Submission, Version 1
Automated Budget and Evaluation System of Texas (ABEST)

Agency Code: 710	Agency Name: Texas A&M University System Administrative and General Offices				
	Act 2011	Act 2012	Bud 2013	Est 2014	Est 2015
TOTAL TUITION AVAILABLE FOR NEW AUTHORIZATIONS	\$109,014,034	\$129,088,881	\$129,523,496	\$131,660,871	\$133,777,633
Debt Capacity Available for New Authorizations	\$1,250,382,381	\$1,480,639,295	\$1,485,624,295	\$1,510,139,818	\$1,534,418,911